



# Ipswich QLD

## Race 1: TAB QTIS Three-Year-Old Maiden Plate - 1350m

30 May 2026 - 11:59AM

Track Rating: Heavy 9, Weather: Fine, Rail Position: +9m Entire Circuit



Field Times (Race Tempo)      1:23.02 (0:11.11)    1:11.91 (0:11.31)    1:00.60 (0:11.76)    0:48.84 (0:11.89)    0:36.95 (0:12.13)    0:24.82 (0:12.37)    0:12.45 (0:12.45)

Rank	TAB#	Horse	Overall Time	First 400m	Top Speed km/h (Section)	L1350	L1200	L1000	L800	L600	L400	L200	
	(BAR#)	Jockey	Margin (DT-W)	Last 600m	Fastest Section (Time)	Start - 1200	1200 - 1000	1000 - 800	800 - 600	600 - 400	400 - 200	200 - Finish	
1	1	Atlantic Coast	1:23.02	0:25.89	64.4 (1200-1000)	1:23.02	1:11.35 [6]	1:00.01 [6]	0:48.22 [5]	0:36.43 [5]	0:24.56 [3]	0:12.44 [1]	
	(6)	Adin Thompson		0:36.43	1200-1000 (0:11.34)	(0:11.67)	(0:11.34)	(0:11.79)	(0:11.79)	(0:11.87)	(0:12.12)	(0:12.44)	
2	6	October Manifesto	1:23.39	0:26.11	64.6 (1200-1000)	1:23.39	1:11.54 [7]	1:00.24 [7]	0:48.20 [8]	0:36.40 [8]	0:24.65 [6]	0:12.56 [3]	
	(5)	Jett Newman	2.2L (+16)	0:36.40	1200-1000 (0:11.30)	(0:11.85)	(0:11.30)	(0:12.04)	(0:11.80)	(0:11.75)	(0:12.09)	(0:12.56)	
3	9	Urban Princess	1:23.43	0:25.99	65.2 (1200-1000)	1:23.43	1:11.56 [8]	1:00.27 [8]	0:48.42 [6]	0:36.45 [7]	0:24.55 [8]	0:12.54 [4]	
	(7)	Sean Cormack	2.4L (+3)	0:36.45	1200-1000 (0:11.29)	(0:11.87)	(0:11.29)	(0:11.85)	(0:11.97)	(0:11.90)	(0:12.01)	(0:12.54)	
4	2	English Conqueror	1:23.72	0:25.61	65.4 (1200-1000)	1:23.72	1:12.36 [4]	1:01.13 [3]	0:49.19 [3]	0:37.34 [3]	0:25.14 [5]	0:12.80 [5]	
	(3)	Michael Murphy	4.1L (-4)	0:37.34	1200-1000 (0:11.23)	(0:11.36)	(0:11.23)	(0:11.94)	(0:11.85)	(0:12.20)	(0:12.34)	(0:12.80)	
5	3	Fundora	1:24.06	0:25.64	65.1 (1200-1000)	1:24.06	1:12.76 [3]	1:01.43 [4]	0:49.51 [4]	0:37.68 [4]	0:25.59 [4]	0:12.97 [7]	
	(1)	Damien Boche	6.1L (+1)	0:37.68	1200-1000 (0:11.34)	(0:11.30)	(0:11.34)	(0:11.91)	(0:11.83)	(0:12.09)	(0:12.62)	(0:12.97)	
6	7	Escape Beach	1:24.09	0:25.95	65.4 (1200-1000)	1:24.09	1:12.54 [5]	1:01.17 [5]	0:49.07 [7]	0:37.17 [6]	0:25.23 [7]	0:12.91 [8]	
	(4)	Benjamin Osmond	6.3L (+12)	0:37.17	1200-1000 (0:11.37)	(0:11.55)	(0:11.37)	(0:12.09)	(0:11.90)	(0:11.94)	(0:12.32)	(0:12.91)	
7	8	Hurkle Durkle	1:24.35	0:25.52	65.1 (1350 - 1200)	1:24.35	1:13.13 [2]	1:01.77 [2]	0:50.04 [2]	0:38.06 [2]	0:26.11 [2]	0:13.63 [2]	
	(9)	Bella Youngberry	7.8L (+11)	0:38.06	1200-1000 (0:11.36)	(0:11.22)	(0:11.36)	(0:11.74)	(0:11.97)	(0:11.96)	(0:12.47)	(0:13.63)	
8	4	Los Alamos	1:24.43	0:26.55	63.2 (1200-1000)	1:24.43	1:12.24 [9]	1:00.73 [9]	0:49.06 [9]	0:37.43 [9]	0:25.36 [9]	0:13.18 [9]	
	(8)	Olivia Kendal	8.3L (-4)	0:37.43	1200-1000 (0:11.51)	(0:12.19)	(0:11.51)	(0:11.68)	(0:11.62)	(0:12.07)	(0:12.18)	(0:13.18)	
9	5	Mildura Lad	1:25.14	0:25.39	66.3 (1200-1000)	1:25.14	1:14.03 [1]	1:02.72 [1]	0:50.96 [1]	0:39.06 [1]	0:26.94 [1]	0:14.17 [6]	
	(2)	Amy Graham	12.4L (+11)	0:39.07	1200-1000 (0:11.31)	(0:11.11)	(0:11.31)	(0:11.76)	(0:11.89)	(0:12.13)	(0:12.77)	(0:14.17)	

Scratched: Yakitori (#10)

Report Created: Sat 30 May 2026

(Note: Races are conducted over an approximate distance as close as possible to the advertised distance, and recorded data may vary accordingly. Official times refer to race times only and do not include handicap times.)

[ ] Position in running at each section and finish    TAB# Saddle cloth number  
 -:-:- No data available at this section    BAR# Barrier/Gate Position  
 NA No data available    DNF Did not finish  
 DNT Did not track    DT-W Distance travelled compared to winner in metres

Fastest split  
 Fastest section

data processed by TRIPLESDATA

Horse/Jockey Name	Atlantic Coast/Adin Thompson
Finish Rank	1
Fastest Section Time (Section)	0:11.34 (1200-1000)
Top Speed [km/h] (Section)	64.4 (1200-1000)
Race State	Finished



Ipswich QLD --Professional-2026-05-30

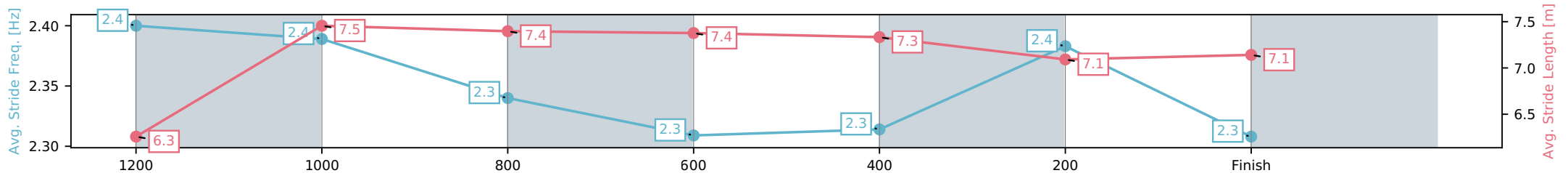
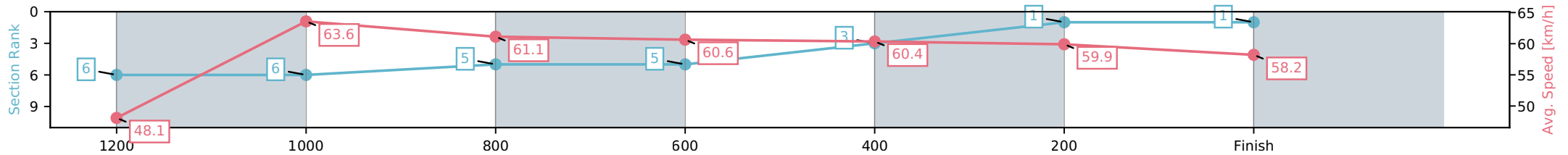
Race 1: TAB QTIS Three-Year-Old Maiden Plate - 1350m

30 May 2026 - 11:59AM

Track Rating: Heavy 9, Weather: Fine, Rail Position: +9m Entire Circuit



Section	L1350	L1200	L1000	L800	L600	L400	L200
Section Times	1:23.02 (0:11.67)	1:11.35 [6] (0:11.34)	1:00.01 [6] (0:11.79)	0:48.22 [5] (0:11.79)	0:36.43 [5] (0:11.87)	0:24.56 [3] (0:12.12)	0:12.44 [1] (0:12.44)
Average Speed [km/h]	48.1	63.6	61.1	60.6	60.4	59.9	58.2
Top Speed [km/h]	60.4	64.4	62.8	61.1	60.9	60.7	59.2
Avg. Dist. to Rail [m]	4.0	1.4	0.4	1.6	1.6	2.9	1.3
Avg. Stride Freq. [Hz]	2.4	2.4	2.3	2.3	2.3	2.4	2.3
Avg. Stride Length [m]	6.3	7.5	7.4	7.4	7.3	7.1	7.1



- [ ] Ranking at each section and finish
- :-:- No data available at this section
- NA No data available

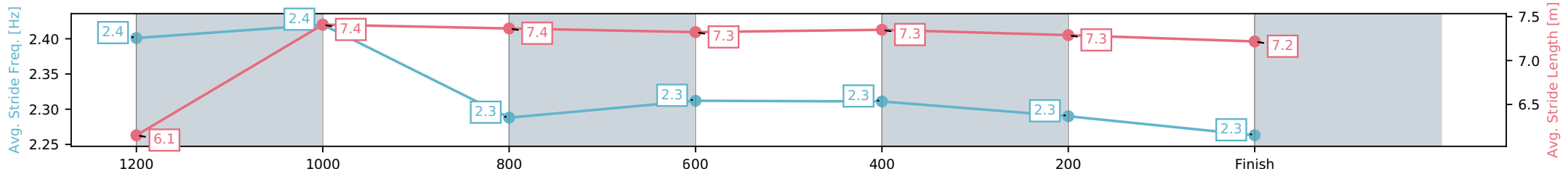
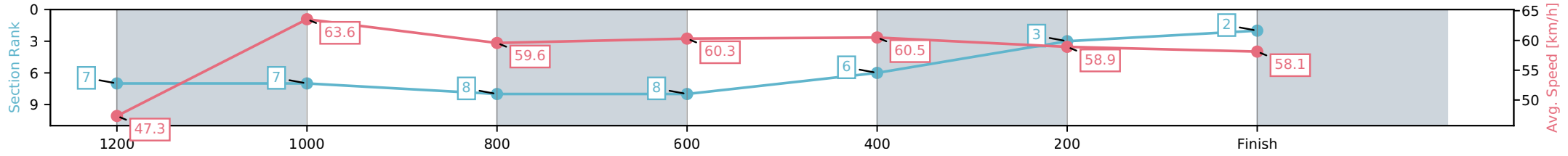
Horse/Jockey Name	October Manifesto/Jett Newman
Finish Rank	2
Fastest Section Time (Section)	0:11.30 (1200-1000)
Top Speed [km/h] (Section)	64.6 (1200-1000)
Race State	Finished



Ipswich QLD --Professional-2026-05-30  
 Race 1: TAB QTIS Three-Year-Old Maiden Plate - 1350m  
 30 May 2026 - 11:59AM  
 Track Rating: Heavy 9, Weather: Fine, Rail Position: +9m Entire Circuit



Section	L1350	L1200	L1000	L800	L600	L400	L200
Section Times	1:23.39 (0:11.85)	1:11.54 [7] (0:11.30)	1:00.24 [7] (0:12.04)	0:48.20 [8] (0:11.80)	0:36.40 [8] (0:11.75)	0:24.65 [6] (0:12.09)	0:12.56 [3] (0:12.56)
Average Speed [km/h]	47.3	63.6	59.6	60.3	60.5	58.9	58.1
Top Speed [km/h]	63.9	64.6	62.0	61.4	61.0	61.0	58.7
Avg. Dist. to Rail [m]	2.7	0.8	1.8	2.8	3.1	2.3	0.8
Avg. Stride Freq. [Hz]	2.4	2.4	2.3	2.3	2.3	2.3	2.3
Avg. Stride Length [m]	6.1	7.4	7.4	7.3	7.3	7.3	7.2



[ ] Ranking at each section and finish  
 -:-:- No data available at this section  
 NA No data available

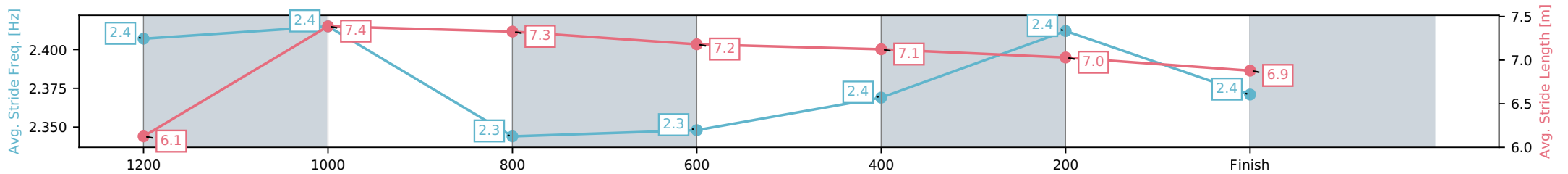
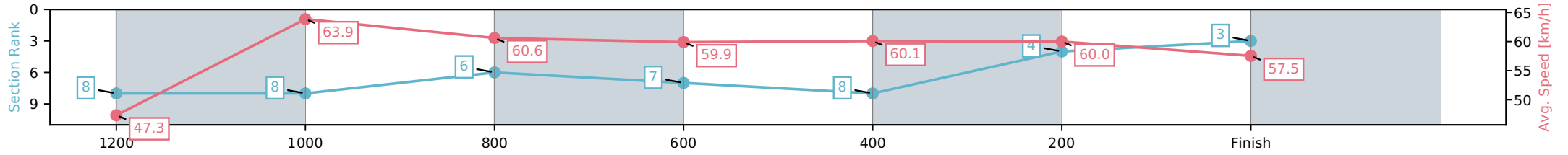
Horse/Jockey Name	Urban Princess/Sean Cormack
Finish Rank	3
Fastest Section Time (Section)	0:11.29 (1200-1000)
Top Speed [km/h] (Section)	65.2 (1200-1000)
Race State	Finished



Ipswich QLD --Professional-2026-05-30  
 Race 1: TAB QTIS Three-Year-Old Maiden Plate - 1350m  
 30 May 2026 - 11:59AM  
 Track Rating: Heavy 9, Weather: Fine, Rail Position: +9m Entire Circuit



Section	L1350	L1200	L1000	L800	L600	L400	L200
Section Times	1:23.43 (0:11.87)	1:11.56 [8] (0:11.29)	1:00.27 [8] (0:11.85)	0:48.42 [6] (0:11.97)	0:36.45 [7] (0:11.90)	0:24.55 [8] (0:12.01)	0:12.54 [4] (0:12.54)
Average Speed [km/h]	47.3	63.9	60.6	59.9	60.1	60.0	57.5
Top Speed [km/h]	62.3	65.2	63.8	61.1	61.0	61.7	60.0
Avg. Dist. to Rail [m]	4.9	1.5	0.6	1.2	1.6	1.9	4.1
Avg. Stride Freq. [Hz]	2.4	2.4	2.3	2.3	2.4	2.4	2.4
Avg. Stride Length [m]	6.1	7.4	7.3	7.2	7.1	7.0	6.9



[ ] Ranking at each section and finish  
 -:-:- No data available at this section  
 NA No data available

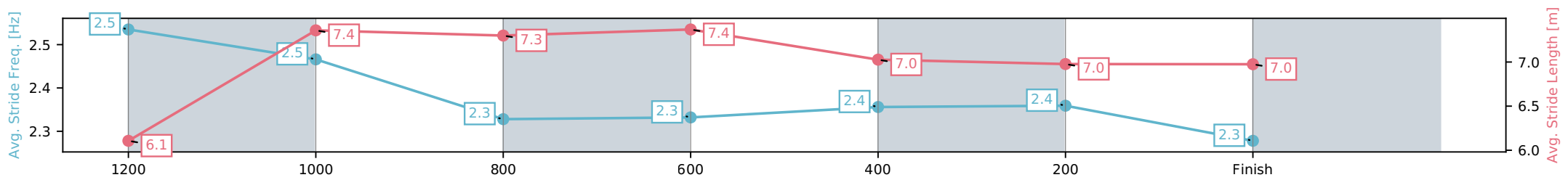
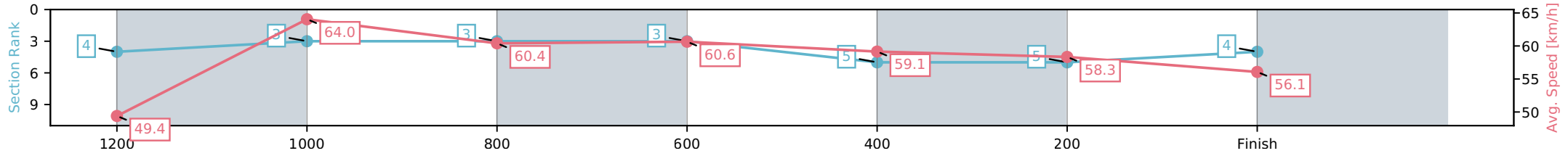
Horse/Jockey Name	English Conqueror/Michael Murphy
Finish Rank	4
Fastest Section Time (Section)	0:11.23 (1200-1000)
Top Speed [km/h] (Section)	65.4 (1200-1000)
Race State	Finished



Ipswich QLD --Professional-2026-05-30  
 Race 1: TAB QTIS Three-Year-Old Maiden Plate - 1350m  
 30 May 2026 - 11:59AM  
 Track Rating: Heavy 9, Weather: Fine, Rail Position: +9m Entire Circuit



Section	L1350	L1200	L1000	L800	L600	L400	L200
Section Times	1:23.72 (0:11.36)	1:12.36 [4] (0:11.23)	1:01.13 [3] (0:11.94)	0:49.19 [3] (0:11.85)	0:37.34 [3] (0:12.20)	0:25.14 [5] (0:12.34)	0:12.80 [5] (0:12.80)
Average Speed [km/h]	49.4	64.0	60.4	60.6	59.1	58.3	56.1
Top Speed [km/h]	64.2	65.4	61.8	61.9	60.3	59.1	57.9
Avg. Dist. to Rail [m]	2.6	1.4	0.4	0.6	0.5	0.3	0.7
Avg. Stride Freq. [Hz]	2.5	2.5	2.3	2.3	2.4	2.4	2.3
Avg. Stride Length [m]	6.1	7.4	7.3	7.4	7.0	7.0	7.0



[ ] Ranking at each section and finish  
 -.-.- No data available at this section  
 NA No data available

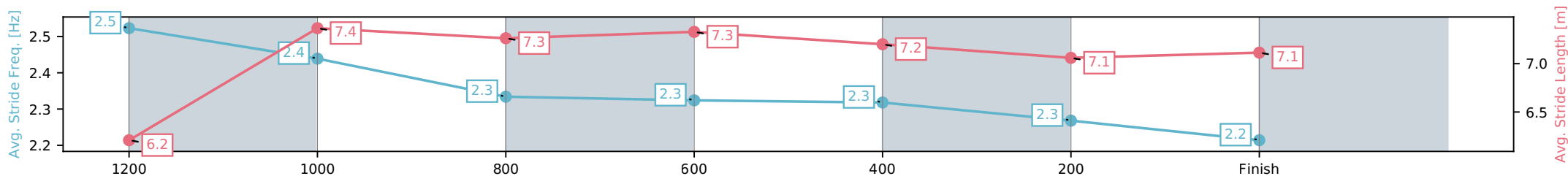
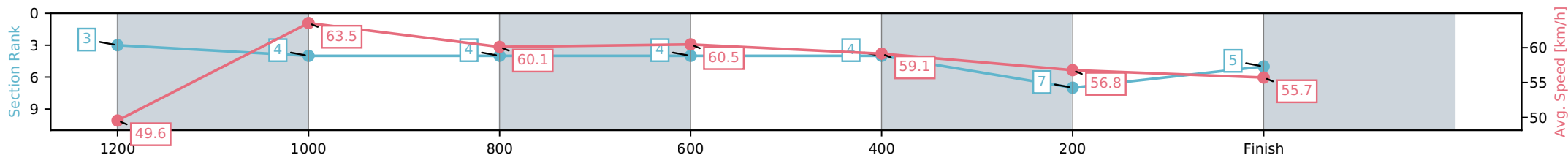
Horse/Jockey Name	Fundora/Damien Boche
Finish Rank	5
Fastest Section Time (Section)	0:11.34 (1200-1000)
Top Speed [km/h] (Section)	65.1 (1200-1000)
Race State	Finished



Ipswich QLD --Professional-2026-05-30  
 Race 1: TAB QTIS Three-Year-Old Maiden Plate - 1350m  
 30 May 2026 - 11:59AM  
 Track Rating: Heavy 9, Weather: Fine, Rail Position: +9m Entire Circuit



Section	L1350	L1200	L1000	L800	L600	L400	L200
Section Times	1:24.06 (0:11.30)	1:12.76 [3] (0:11.34)	1:01.43 [4] (0:11.91)	0:49.51 [4] (0:11.83)	0:37.68 [4] (0:12.09)	0:25.59 [4] (0:12.62)	0:12.97 [7] (0:12.97)
Average Speed [km/h]	49.6	63.5	60.1	60.5	59.1	56.8	55.7
Top Speed [km/h]	64.2	65.1	60.7	61.8	60.7	58.3	56.7
Avg. Dist. to Rail [m]	1.0	0.9	1.6	1.8	1.3	1.0	0.8
Avg. Stride Freq. [Hz]	2.5	2.4	2.3	2.3	2.3	2.3	2.2
Avg. Stride Length [m]	6.2	7.4	7.3	7.3	7.2	7.1	7.1



- [ ] Ranking at each section and finish
- :-:- No data available at this section
- NA No data available

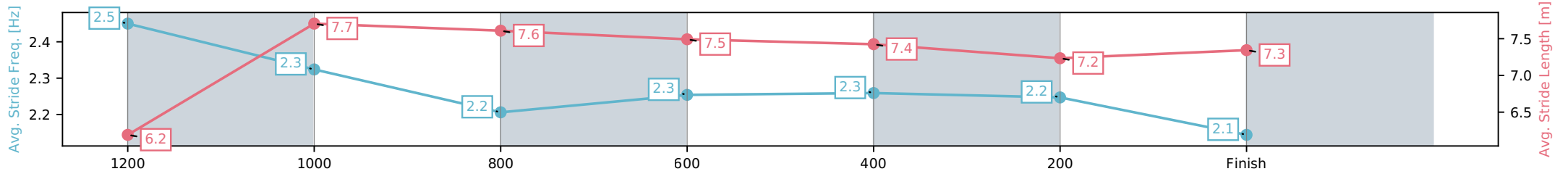
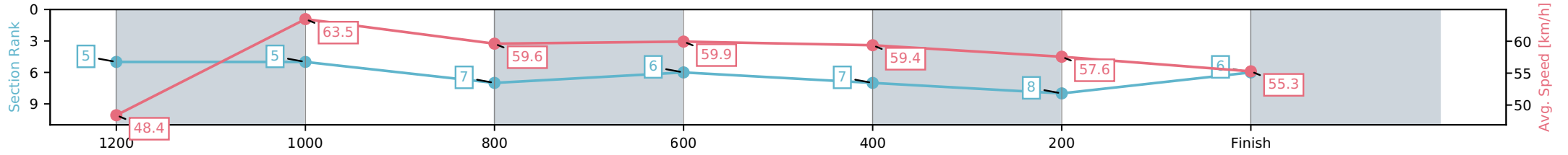
Horse/Jockey Name	Escape Beach/Benjamin Osmond
Finish Rank	6
Fastest Section Time (Section)	0:11.37 (1200-1000)
Top Speed [km/h] (Section)	65.4 (1200-1000)
Race State	Finished



Ipswich QLD --Professional-2026-05-30  
 Race 1: TAB QTIS Three-Year-Old Maiden Plate - 1350m  
 30 May 2026 - 11:59AM  
 Track Rating: Heavy 9, Weather: Fine, Rail Position: +9m Entire Circuit



Section	L1350	L1200	L1000	L800	L600	L400	L200
Section Times	1:24.09 (0:11.55)	1:12.54 [5] (0:11.37)	1:01.17 [5] (0:12.09)	0:49.07 [7] (0:11.90)	0:37.17 [6] (0:11.94)	0:25.23 [7] (0:12.32)	0:12.91 [8] (0:12.91)
Average Speed [km/h]	48.4	63.5	59.6	59.9	59.4	57.6	55.3
Top Speed [km/h]	62.9	65.4	60.2	61.4	60.6	59.0	57.4
Avg. Dist. to Rail [m]	3.8	1.9	0.6	2.3	3.4	3.5	1.8
Avg. Stride Freq. [Hz]	2.5	2.3	2.2	2.3	2.3	2.2	2.1
Avg. Stride Length [m]	6.2	7.7	7.6	7.5	7.4	7.2	7.3



[ ] Ranking at each section and finish  
 -:-:- No data available at this section  
 NA No data available

Horse/Jockey Name	Hurkle Durkle/Bella Youngberry
Finish Rank	7
Fastest Section Time (Section)	0:11.36 (1200-1000)
Top Speed [km/h] (Section)	65.1 (1350 - 1200)
Race State	Finished



Ipswich QLD --Professional-2026-05-30

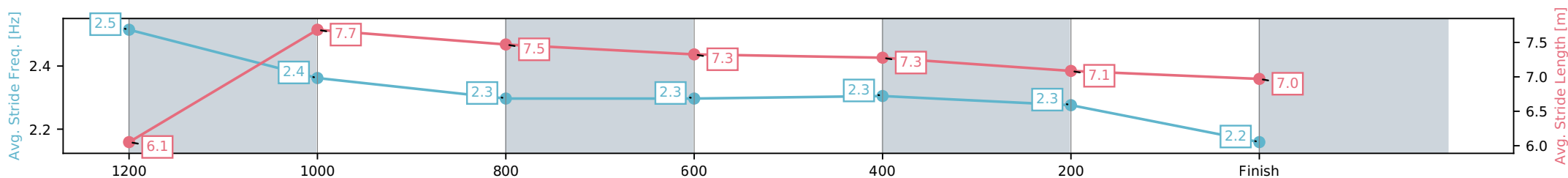
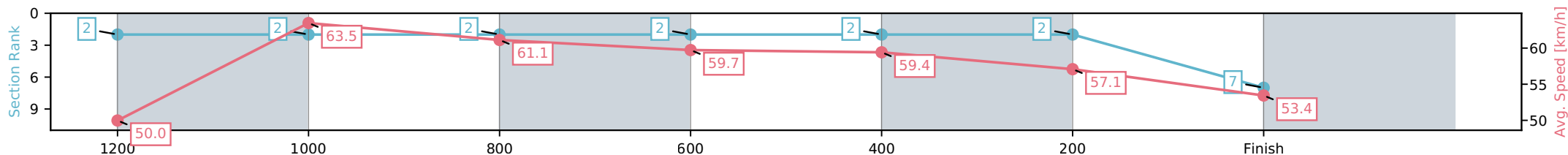
Race 1: TAB QTIS Three-Year-Old Maiden Plate - 1350m

30 May 2026 - 11:59AM

Track Rating: Heavy 9, Weather: Fine, Rail Position: +9m Entire Circuit



Section	L1350	L1200	L1000	L800	L600	L400	L200
Section Times	1:24.35 (0:11.22)	1:13.13 [2] (0:11.36)	1:01.77 [2] (0:11.74)	0:50.04 [2] (0:11.97)	0:38.06 [2] (0:11.96)	0:26.11 [2] (0:12.47)	0:13.63 [2] (0:13.63)
Average Speed [km/h]	50.0	63.5	61.1	59.7	59.4	57.1	53.4
Top Speed [km/h]	65.1	65.0	61.3	60.6	60.4	58.6	55.4
Avg. Dist. to Rail [m]	5.5	2.0	1.0	2.0	3.2	1.9	0.7
Avg. Stride Freq. [Hz]	2.5	2.4	2.3	2.3	2.3	2.3	2.2
Avg. Stride Length [m]	6.1	7.7	7.5	7.3	7.3	7.1	7.0



- [ ] Ranking at each section and finish
- :-:- No data available at this section
- NA No data available

Horse/Jockey Name	Los Alamitos/Olivia Kendal
Finish Rank	8
Fastest Section Time (Section)	0:11.51 (1200-1000)
Top Speed [km/h] (Section)	63.2 (1200-1000)
Race State	Finished



Ipswich QLD --Professional-2026-05-30

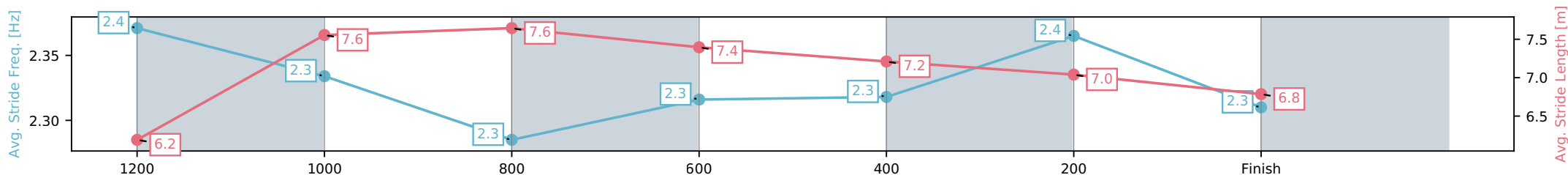
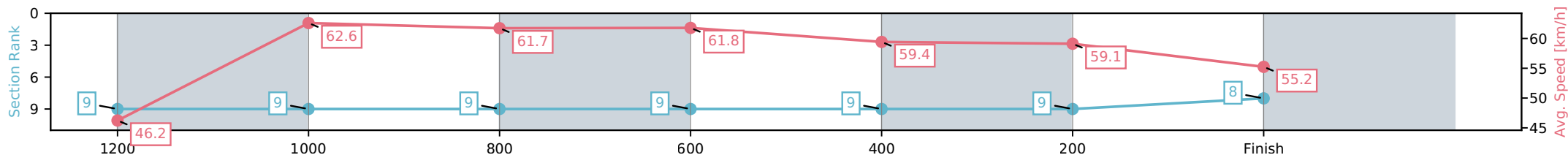
Race 1: TAB QTIS Three-Year-Old Maiden Plate - 1350m

30 May 2026 - 11:59AM

Track Rating: Heavy 9, Weather: Fine, Rail Position: +9m Entire Circuit



Section	L1350	L1200	L1000	L800	L600	L400	L200
Section Times	1:24.43 (0:12.19)	1:12.24 [9] (0:11.51)	1:00.73 [9] (0:11.68)	0:49.06 [9] (0:11.62)	0:37.43 [9] (0:12.07)	0:25.36 [9] (0:12.18)	0:13.18 [9] (0:13.18)
Average Speed [km/h]	46.2	62.6	61.7	61.8	59.4	59.1	55.2
Top Speed [km/h]	61.5	63.2	63.0	62.6	60.7	59.8	57.7
Avg. Dist. to Rail [m]	3.5	1.1	0.1	0.5	0.6	1.4	3.9
Avg. Stride Freq. [Hz]	2.4	2.3	2.3	2.3	2.3	2.4	2.3
Avg. Stride Length [m]	6.2	7.6	7.6	7.4	7.2	7.0	6.8



- [ ] Ranking at each section and finish
- :-:- No data available at this section
- NA No data available

Horse/Jockey Name	Mildura Lad/Amy Graham
Finish Rank	9
Fastest Section Time (Section)	0:11.31 (1200-1000)
Top Speed [km/h] (Section)	66.3 (1200-1000)
Race State	Finished



Ipswich QLD --Professional-2026-05-30

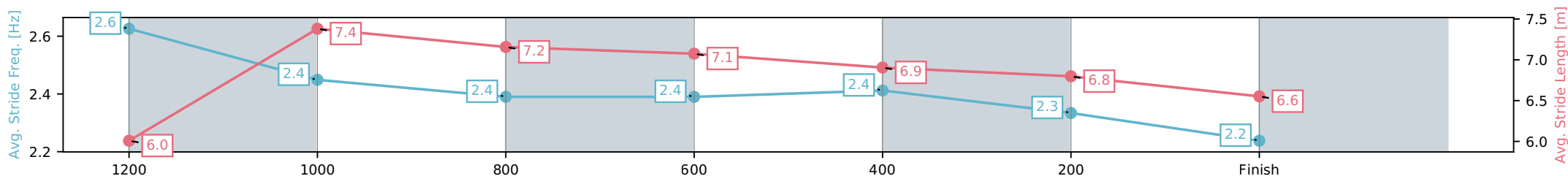
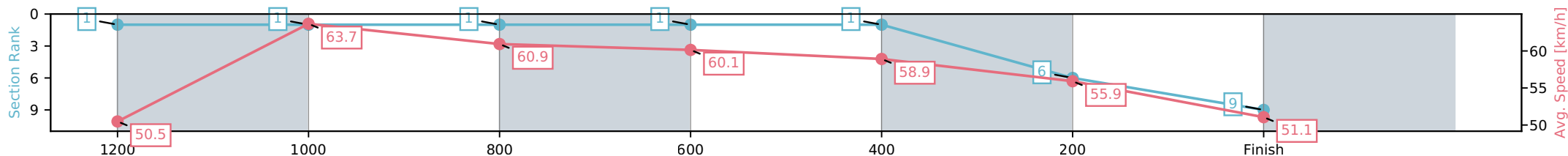
Race 1: TAB QTIS Three-Year-Old Maiden Plate - 1350m

30 May 2026 - 11:59AM

Track Rating: Heavy 9, Weather: Fine, Rail Position: +9m Entire Circuit



Section	L1350	L1200	L1000	L800	L600	L400	L200
Section Times	1:25.14 (0:11.11)	1:14.03 [1] (0:11.31)	1:02.72 [1] (0:11.76)	0:50.96 [1] (0:11.89)	0:39.06 [1] (0:12.13)	0:26.94 [1] (0:12.77)	0:14.17 [6] (0:14.17)
Average Speed [km/h]	50.5	63.7	60.9	60.1	58.9	55.9	51.1
Top Speed [km/h]	65.8	66.3	61.8	62.0	60.0	58.1	54.3
Avg. Dist. to Rail [m]	1.7	1.5	1.7	1.9	1.3	2.0	2.0
Avg. Stride Freq. [Hz]	2.6	2.4	2.4	2.4	2.4	2.3	2.2
Avg. Stride Length [m]	6.0	7.4	7.2	7.1	6.9	6.8	6.6



[ ] Ranking at each section and finish  
 -:-:- No data available at this section  
 NA No data available



Ipswich QLD  
 Race 2: GREAT NORTHERN Maiden Plate - 1200m  
 30 May 2026 - 12:34PM



Track Rating: Heavy 9, Weather: Fine, Rail Position: +9m Entire Circuit

Field Times (Race Tempo)      1:13.47    0:59.36    0:48.03    0:35.98    0:23.76    0:12.03  
 (0:14.11)    (0:11.33)    (0:12.05)    (0:12.21)    (0:11.73)    (0:12.03)

Rank	TAB#	Horse	Overall Time	First 400m	Top Speed km/h (Section)	L1200	L1000	L800	L600	L400	L200		
	(BAR#)	Jockey	Margin (DT-W)	Last 600m	Fastest Section (Time)	Start - 1000	1000 - 800	800 - 600	600 - 400	400 - 200	200 - Finish		
1	6	Mystical Gem	1:13.47	0:25.44	64.6 (1000-800)	1:13.47	0:59.36 [1]	0:48.03 [1]	0:35.98 [1]	0:23.76 [1]	0:12.03 [1]		
	(3)	Nozi Tomizawa		0:35.97	1000-800 (0:11.33)	(0:14.11)	(0:11.33)	(0:12.05)	(0:12.21)	(0:11.73)	(0:12.03)		
2	12	Flying Akeed	1:13.59	0:25.69	64.3 (1000-800)	1:13.59	0:59.36 [3]	0:47.90 [3]	0:35.79 [3]	0:23.55 [3]	0:11.84 [2]		
	(4)	Nick Heywood	0.7L (-7)	0:35.78	1000-800 (0:11.46)	(0:14.23)	(0:11.46)	(0:12.11)	(0:12.24)	(0:11.70)	(0:11.84)		
3	8	Video Vixen	1:13.83	0:25.92	63.8 (1000-800)	1:13.83	0:59.39 [4]	0:47.91 [5]	0:35.85 [5]	0:23.69 [5]	0:12.00 [3]		
	(1)	Bella Youngberry	2.1L (-5)	0:35.85	1000-800 (0:11.48)	(0:14.44)	(0:11.48)	(0:12.06)	(0:12.16)	(0:11.69)	(0:12.00)		
4	9	Edge Of Infinity	1:14.43	0:25.83	64.8 (1000-800)	1:14.43	0:59.88 [6]	0:48.61 [4]	0:36.53 [4]	0:24.35 [4]	0:12.29 [5]		
	(2)	Charlie Bennett	5.6L (-7)	0:36.53	1000-800 (0:11.28)	(0:14.55)	(0:11.28)	(0:12.08)	(0:12.18)	(0:12.06)	(0:12.29)		
5	13	Strenuous	1:14.78	0:25.63	64.2 (1000-800)	1:14.78	1:00.57 [2]	0:49.15 [2]	0:37.05 [2]	0:24.80 [2]	0:12.72 [4]		
	(5)	Boris Thornton	7.7L (-6)	0:37.05	1000-800 (0:11.42)	(0:14.21)	(0:11.42)	(0:12.10)	(0:12.26)	(0:12.07)	(0:12.72)		
6	14	Shalaa Strike	1:15.04	0:26.05	63.3 (1000-800)	1:15.04	1:00.50 [5]	0:49.00 [6]	0:36.86 [6]	0:24.68 [6]	0:12.49 [6]		
	(6)	Benjamin Osmond	9.2L (-7)	0:36.85	1000-800 (0:11.51)	(0:14.54)	(0:11.51)	(0:12.14)	(0:12.18)	(0:12.18)	(0:12.49)		

Scratched: Almond Gold (#1), Ardie Three (#2), Bowling Harry (#3), Disparate (#4), Girmay (#5), Tintaura (#7), Escape Beach (#10), Seagoe (#11), Yakitori (#15)

Report Created: Sat 30 May 2026

(Note: Races are conducted over an approximate distance as close as possible to the advertised distance, and recorded data may vary accordingly. Official times refer to race times only and do not include handicap times.)

[ ] Position in running at each section and finish    TAB# Saddle cloth number

-:-:- No data available at this section

NA No data available

DNT Did not track

BAR# Barrier/Gate Position

DNF Did not finish

DT-W Distance travelled compared to winner in metres

Fastest split

Fastest section

data processed by



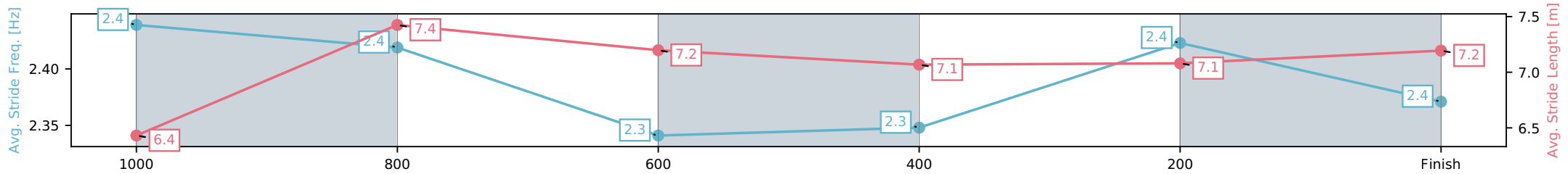
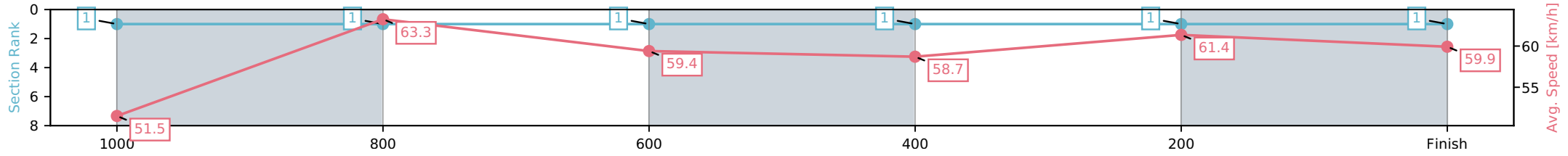
Horse/Jockey Name	Mystical Gem/Nozi Tomizawa
Finish Rank	1
Fastest Section Time (Section)	0:11.33 (1000-800)
Top Speed [km/h] (Section)	64.6 (1000-800)
Race State	Finished



Ipswich QLD --Professional-2026-05-30  
 Race 2: GREAT NORTHERN Maiden Plate - 1200m  
 30 May 2026 - 12:34PM  
 Track Rating: Heavy 9, Weather: Fine, Rail Position: +9m Entire Circuit



Section	L1200	L1000	L800	L600	L400	L200
Section Times	1:13.47 (0:14.11)	0:59.36 [1] (0:11.33)	0:48.03 [1] (0:12.05)	0:35.98 [1] (0:12.21)	0:23.76 [1] (0:11.73)	0:12.03 [1] (0:12.03)
Average Speed [km/h]	51.5	63.3	59.4	58.7	61.4	59.9
Top Speed [km/h]	64.5	64.6	61.0	59.5	62.4	62.2
Avg. Dist. to Rail [m]	1.1	1.6	1.3	1.1	0.6	0.4
Avg. Stride Freq. [Hz]	2.4	2.4	2.3	2.3	2.4	2.4
Avg. Stride Length [m]	6.4	7.4	7.2	7.1	7.1	7.2



[ ] Ranking at each section and finish  
 -:-:- No data available at this section  
 NA No data available

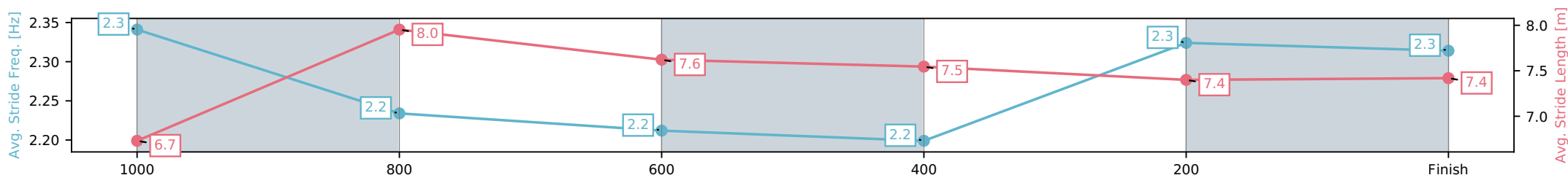
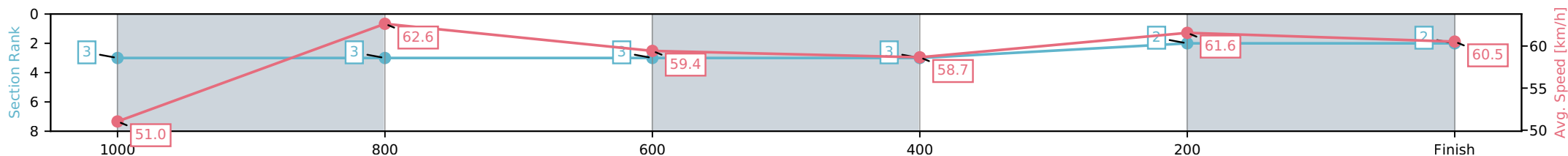
Horse/Jockey Name	Flying Akeed/Nick Heywood
Finish Rank	2
Fastest Section Time (Section)	0:11.46 (1000-800)
Top Speed [km/h] (Section)	64.3 (1000-800)
Race State	Finished



Ipswich QLD --Professional-2026-05-30  
 Race 2: GREAT NORTHERN Maiden Plate - 1200m  
 30 May 2026 - 12:34PM  
 Track Rating: Heavy 9, Weather: Fine, Rail Position: +9m Entire Circuit



Section	L1200	L1000	L800	L600	L400	L200
Section Times	1:13.59 (0:14.23)	0:59.36 [3] (0:11.46)	0:47.90 [3] (0:12.11)	0:35.79 [3] (0:12.24)	0:23.55 [3] (0:11.70)	0:11.84 [2] (0:11.84)
Average Speed [km/h]	51.0	62.6	59.4	58.7	61.6	60.5
Top Speed [km/h]	64.1	64.3	61.5	59.6	62.5	63.1
Avg. Dist. to Rail [m]	3.1	0.8	0.3	0.5	0.6	0.9
Avg. Stride Freq. [Hz]	2.3	2.2	2.2	2.2	2.3	2.3
Avg. Stride Length [m]	6.7	8.0	7.6	7.5	7.4	7.4



[ ] Ranking at each section and finish  
 -:-:- No data available at this section  
 NA No data available

Horse/Jockey Name	Video Vixen/Bella Youngberry
Finish Rank	3
Fastest Section Time (Section)	0:11.48 (1000-800)
Top Speed [km/h] (Section)	63.8 (1000-800)
Race State	Finished



Ipswich QLD --Professional-2026-05-30

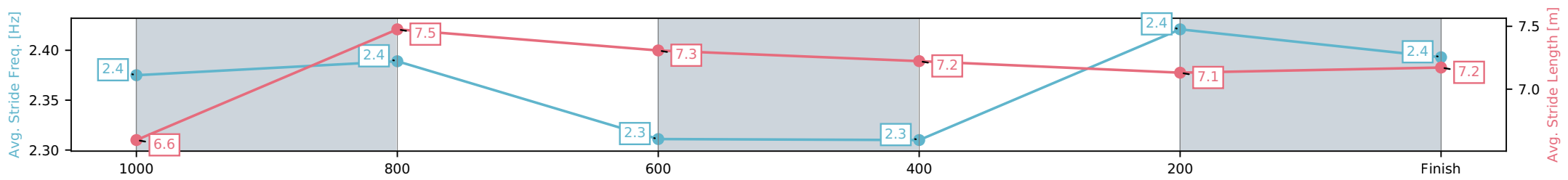
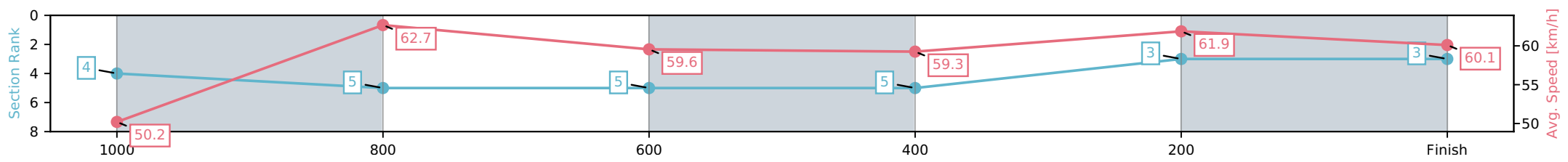
Race 2: GREAT NORTHERN Maiden Plate - 1200m

30 May 2026 - 12:34PM

Track Rating: Heavy 9, Weather: Fine, Rail Position: +9m Entire Circuit



Section	L1200	L1000	L800	L600	L400	L200
Section Times	1:13.83 (0:14.44)	0:59.39 [4] (0:11.48)	0:47.91 [5] (0:12.06)	0:35.85 [5] (0:12.16)	0:23.69 [5] (0:11.69)	0:12.00 [3] (0:12.00)
Average Speed [km/h]	50.2	62.7	59.6	59.3	61.9	60.1
Top Speed [km/h]	63.4	63.8	61.4	59.6	62.9	62.5
Avg. Dist. to Rail [m]	1.4	0.7	0.3	0.4	2.4	3.3
Avg. Stride Freq. [Hz]	2.4	2.4	2.3	2.3	2.4	2.4
Avg. Stride Length [m]	6.6	7.5	7.3	7.2	7.1	7.2



[ ] Ranking at each section and finish  
 -.-.- No data available at this section  
 NA No data available

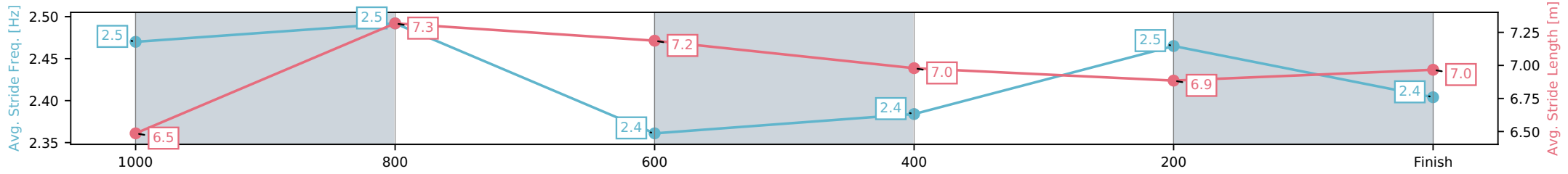
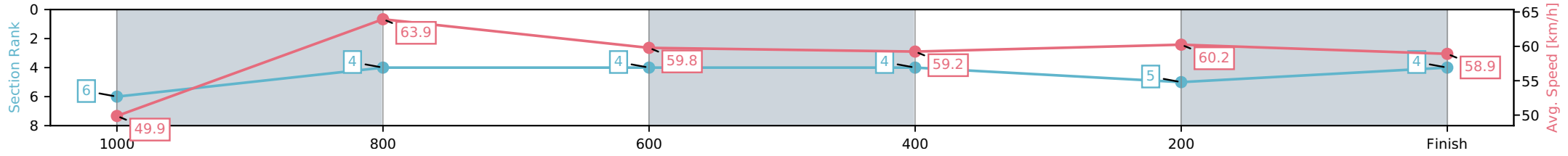
Horse/Jockey Name	Edge Of Infinity/Charlie Bennett
Finish Rank	4
Fastest Section Time (Section)	0:11.28 (1000-800)
Top Speed [km/h] (Section)	64.8 (1000-800)
Race State	Finished



Ipswich QLD --Professional-2026-05-30  
 Race 2: GREAT NORTHERN Maiden Plate - 1200m  
 30 May 2026 - 12:34PM  
 Track Rating: Heavy 9, Weather: Fine, Rail Position: +9m Entire Circuit



Section	L1200	L1000	L800	L600	L400	L200
Section Times	1:14.43 (0:14.55)	0:59.88 [6] (0:11.28)	0:48.61 [4] (0:12.08)	0:36.53 [4] (0:12.18)	0:24.35 [4] (0:12.06)	0:12.29 [5] (0:12.29)
Average Speed [km/h]	49.9	63.9	59.8	59.2	60.2	58.9
Top Speed [km/h]	64.7	64.8	62.1	59.6	61.2	61.3
Avg. Dist. to Rail [m]	2.7	0.5	0.9	0.9	3.5	4.0
Avg. Stride Freq. [Hz]	2.5	2.5	2.4	2.4	2.5	2.4
Avg. Stride Length [m]	6.5	7.3	7.2	7.0	6.9	7.0



[ ] Ranking at each section and finish  
 -:-:- No data available at this section  
 NA No data available

Horse/Jockey Name	Strenuous/Boris Thornton
Finish Rank	5
Fastest Section Time (Section)	0:11.42 (1000-800)
Top Speed [km/h] (Section)	64.2 (1000-800)
Race State	Finished



Ipswich QLD --Professional-2026-05-30

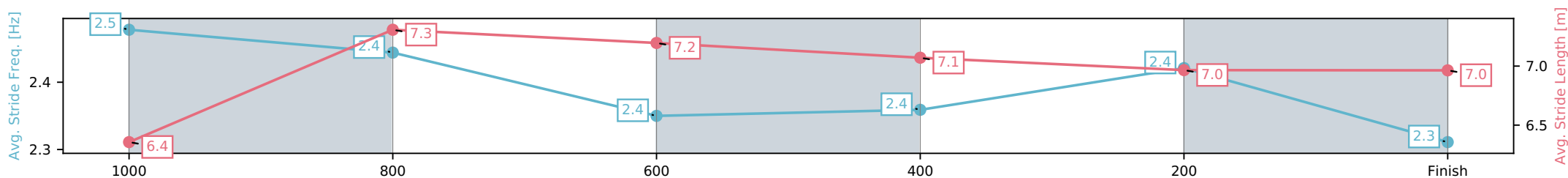
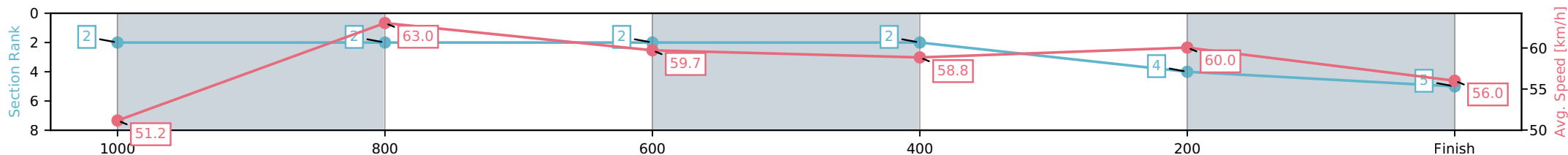
Race 2: GREAT NORTHERN Maiden Plate - 1200m

30 May 2026 - 12:34PM

Track Rating: Heavy 9, Weather: Fine, Rail Position: +9m Entire Circuit



Section	L1200	L1000	L800	L600	L400	L200
Section Times	1:14.78 (0:14.21)	1:00.57 [2] (0:11.42)	0:49.15 [2] (0:12.10)	0:37.05 [2] (0:12.26)	0:24.80 [2] (0:12.07)	0:12.72 [4] (0:12.72)
Average Speed [km/h]	51.2	63.0	59.7	58.8	60.0	56.0
Top Speed [km/h]	63.8	64.2	61.5	59.7	60.7	59.9
Avg. Dist. to Rail [m]	4.6	1.1	0.8	0.5	2.5	3.2
Avg. Stride Freq. [Hz]	2.5	2.4	2.4	2.4	2.4	2.3
Avg. Stride Length [m]	6.4	7.3	7.2	7.1	7.0	7.0



- [ ] Ranking at each section and finish
- :-:- No data available at this section
- NA No data available

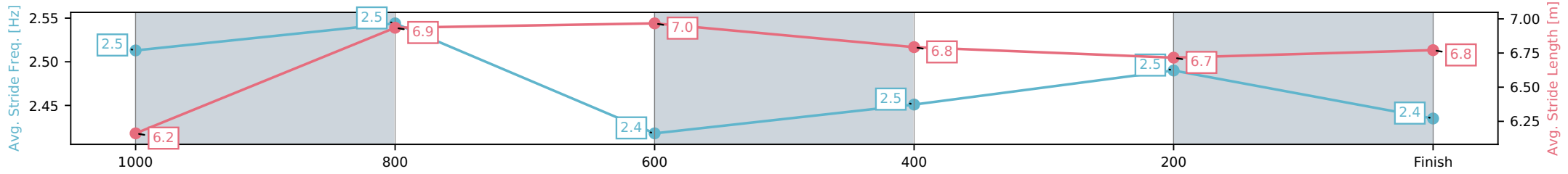
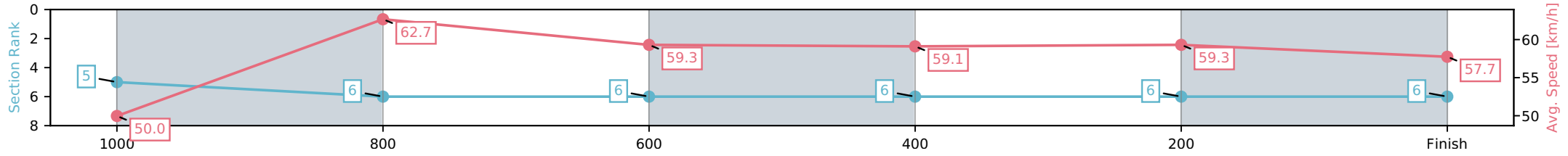
Horse/Jockey Name	Shalaa Strike/Benjamin Osmond
Finish Rank	6
Fastest Section Time (Section)	0:11.51 (1000-800)
Top Speed [km/h] (Section)	63.3 (1000-800)
Race State	Finished



Ipswich QLD --Professional-2026-05-30  
 Race 2: GREAT NORTHERN Maiden Plate - 1200m  
 30 May 2026 - 12:34PM  
 Track Rating: Heavy 9, Weather: Fine, Rail Position: +9m Entire Circuit



Section	L1200	L1000	L800	L600	L400	L200
Section Times	1:15.04 (0:14.54)	1:00.50 [5] (0:11.51)	0:49.00 [6] (0:12.14)	0:36.86 [6] (0:12.18)	0:24.68 [6] (0:12.18)	0:12.49 [6] (0:12.49)
Average Speed [km/h]	50.0	62.7	59.3	59.1	59.3	57.7
Top Speed [km/h]	61.9	63.3	61.0	59.6	59.9	60.0
Avg. Dist. to Rail [m]	4.8	0.6	0.5	0.3	1.7	1.0
Avg. Stride Freq. [Hz]	2.5	2.5	2.4	2.5	2.5	2.4
Avg. Stride Length [m]	6.2	6.9	7.0	6.8	6.7	6.8



[ ] Ranking at each section and finish  
 -:-:- No data available at this section  
 NA No data available



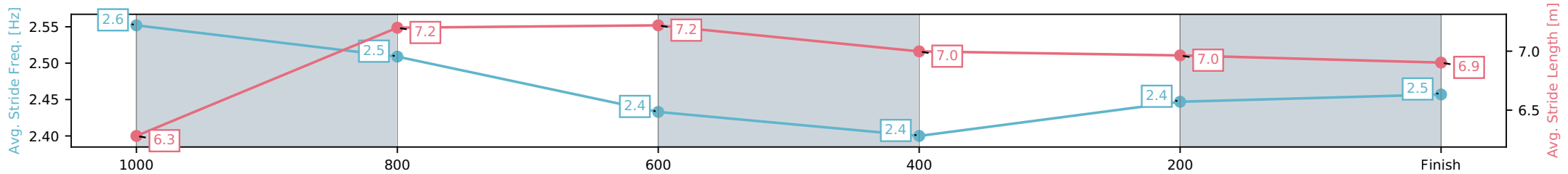
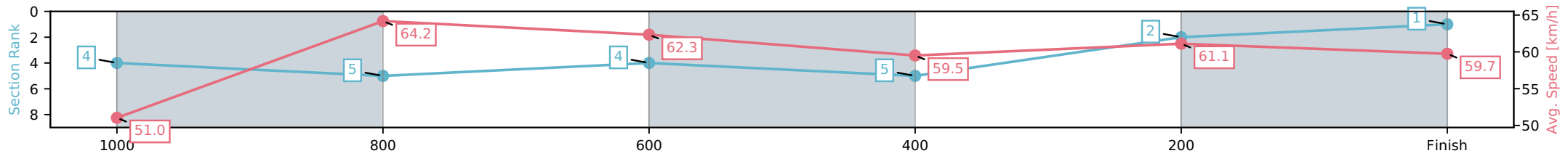
Horse/Jockey Name	Ave Cantare/Ashley Butler
Finish Rank	1
Fastest Section Time (Section)	0:11.13 (1000-800)
Top Speed [km/h] (Section)	64.9 (1000-800)
Race State	Finished



Ipswich QLD --Professional-2026-05-30  
 Race 3: POCO VINO QTIS Three-Year-Old BENCHMARK 68  
 Handicap - 1200m  
 30 May 2026 - 1:09PM  
 Track Rating: Heavy 9, Weather: Fine, Rail Position: +9m Entire Circuit



Section	L1200	L1000	L800	L600	L400	L200
Section Times	1:12.55 (0:14.20)	0:58.35 [4] (0:11.13)	0:47.21 [5] (0:11.41)	0:35.80 [4] (0:12.02)	0:23.78 [5] (0:11.74)	0:12.04 [2] (0:12.04)
Average Speed [km/h]	51.0	64.2	62.3	59.5	61.1	59.7
Top Speed [km/h]	64.8	64.9	64.4	61.0	61.9	62.0
Avg. Dist. to Rail [m]	0.4	2.4	3.0	2.0	0.6	0.2
Avg. Stride Freq. [Hz]	2.6	2.5	2.4	2.4	2.4	2.5
Avg. Stride Length [m]	6.3	7.2	7.2	7.0	7.0	6.9



[ ] Ranking at each section and finish  
 -.-.- No data available at this section  
 NA No data available

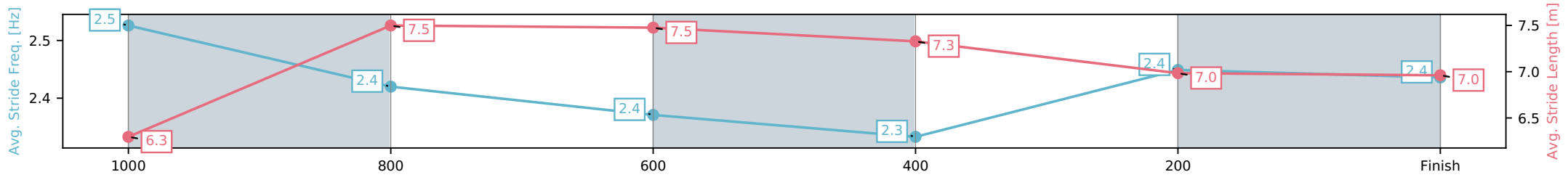
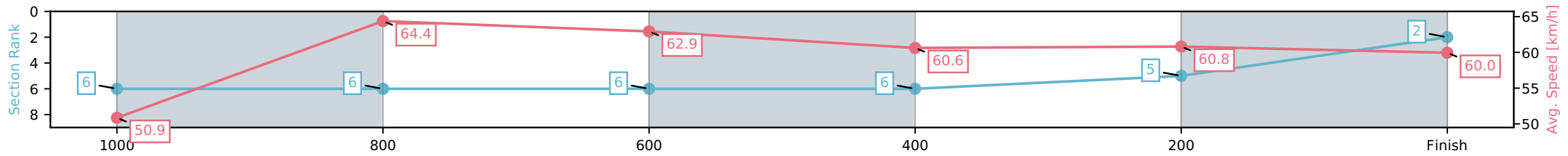
Horse/Jockey Name	Prestige Gundy/Damien Boche
Finish Rank	2
Fastest Section Time (Section)	0:11.18 (1000-800)
Top Speed [km/h] (Section)	65.9 (1000-800)
Race State	Finished



Ipswich QLD --Professional-2026-05-30  
 Race 3: POCO VINO QTIS Three-Year-Old BENCHMARK 68  
 Handicap - 1200m  
 30 May 2026 - 1:09PM  
 Track Rating: Heavy 9, Weather: Fine, Rail Position: +9m Entire Circuit



Section	L1200	L1000	L800	L600	L400	L200
Section Times	1:12.66 (0:14.26)	0:58.40 [6] (0:11.18)	0:47.21 [6] (0:11.46)	0:35.76 [6] (0:11.91)	0:23.84 [6] (0:12.01)	0:11.83 [5] (0:11.83)
Average Speed [km/h]	50.9	64.4	62.9	60.6	60.8	60.0
Top Speed [km/h]	65.7	65.9	64.4	62.1	62.3	61.9
Avg. Dist. to Rail [m]	4.7	0.6	0.6	0.8	4.6	4.2
Avg. Stride Freq. [Hz]	2.5	2.4	2.4	2.3	2.4	2.4
Avg. Stride Length [m]	6.3	7.5	7.5	7.3	7.0	7.0



[ ] Ranking at each section and finish  
 -:-:- No data available at this section  
 NA No data available

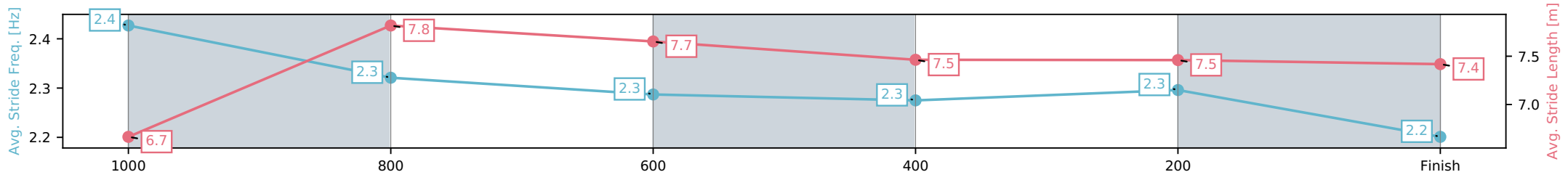
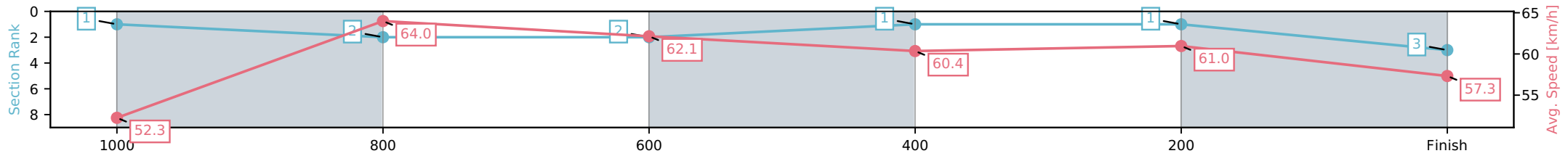
Horse/Jockey Name	Urban Lad/Boris Thornton
Finish Rank	3
Fastest Section Time (Section)	0:11.22 (1000-800)
Top Speed [km/h] (Section)	66.1 (1200 - 1000)
Race State	Finished



Ipswich QLD --Professional-2026-05-30  
 Race 3: POCO VINO QTIS Three-Year-Old BENCHMARK 68  
 Handicap - 1200m  
 30 May 2026 - 1:09PM  
 Track Rating: Heavy 9, Weather: Fine, Rail Position: +9m Entire Circuit



Section	L1200	L1000	L800	L600	L400	L200
Section Times	1:12.73 (0:13.86)	0:58.87 [1] (0:11.22)	0:47.65 [2] (0:11.57)	0:36.08 [2] (0:11.87)	0:24.21 [1] (0:11.75)	0:12.46 [1] (0:12.46)
Average Speed [km/h]	52.3	64.0	62.1	60.4	61.0	57.3
Top Speed [km/h]	66.1	65.4	62.9	61.7	61.6	59.9
Avg. Dist. to Rail [m]	3.2	1.0	0.3	1.1	1.2	1.6
Avg. Stride Freq. [Hz]	2.4	2.3	2.3	2.3	2.3	2.2
Avg. Stride Length [m]	6.7	7.8	7.7	7.5	7.5	7.4



[ ] Ranking at each section and finish  
 -:-:- No data available at this section  
 NA No data available

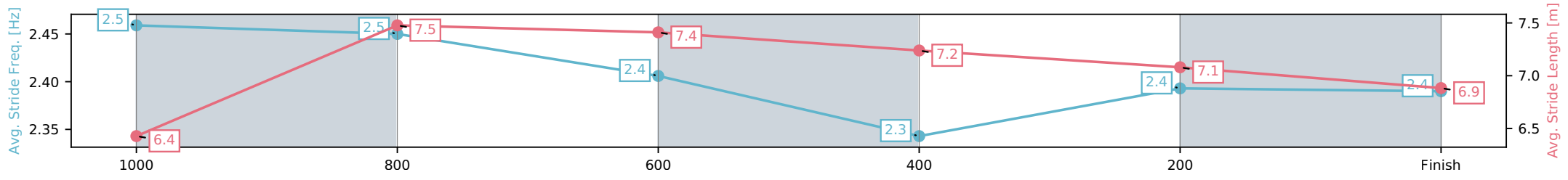
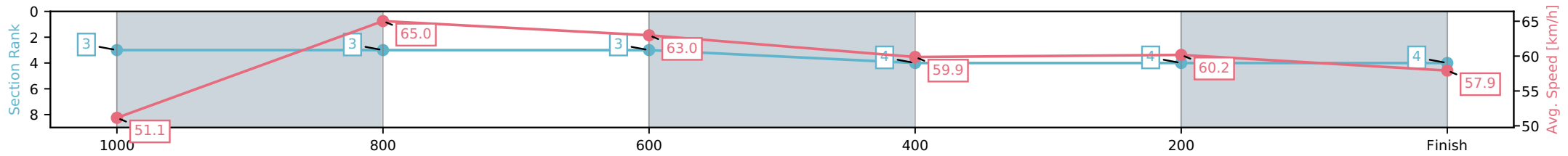
Horse/Jockey Name	Hidden Future/Karl Zechner
Finish Rank	4
Fastest Section Time (Section)	0:11.06 (1000-800)
Top Speed [km/h] (Section)	65.8 (1000-800)
Race State	Finished



Ipswich QLD --Professional-2026-05-30  
 Race 3: POCO VINO QTIS Three-Year-Old BENCHMARK 68  
 Handicap - 1200m  
 30 May 2026 - 1:09PM  
 Track Rating: Heavy 9, Weather: Fine, Rail Position: +9m Entire Circuit



Section	L1200	L1000	L800	L600	L400	L200
Section Times	1:13.08 (0:14.17)	0:58.91 [3] (0:11.06)	0:47.85 [3] (0:11.44)	0:36.40 [3] (0:12.07)	0:24.34 [4] (0:12.06)	0:12.28 [4] (0:12.28)
Average Speed [km/h]	51.1	65.0	63.0	59.9	60.2	57.9
Top Speed [km/h]	64.9	65.8	64.4	62.0	61.5	59.7
Avg. Dist. to Rail [m]	1.8	0.6	0.4	0.8	3.0	2.5
Avg. Stride Freq. [Hz]	2.5	2.5	2.4	2.3	2.4	2.4
Avg. Stride Length [m]	6.4	7.5	7.4	7.2	7.1	6.9



[ ] Ranking at each section and finish  
 -:-:- No data available at this section  
 NA No data available

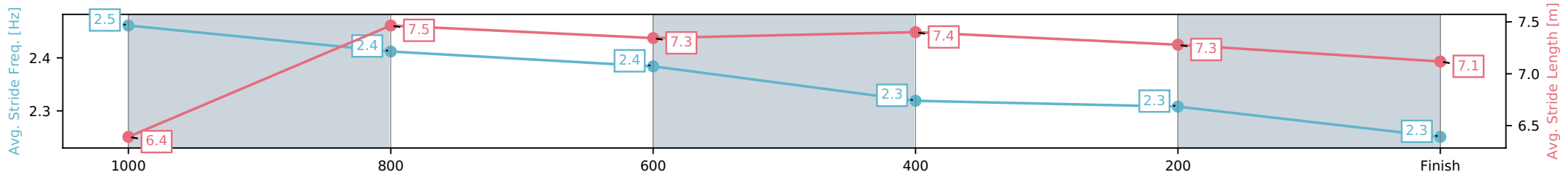
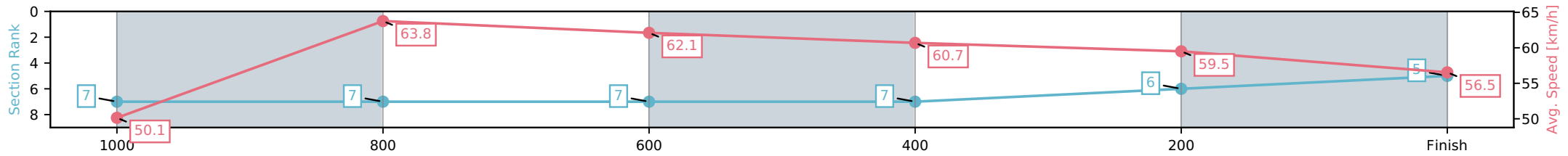
Horse/Jockey Name	Not So Dubious/Fiona Sandkuhl
Finish Rank	5
Fastest Section Time (Section)	0:11.26 (1000-800)
Top Speed [km/h] (Section)	64.7 (1200 - 1000)
Race State	Finished



Ipswich QLD --Professional-2026-05-30  
 Race 3: POCO VINO QTIS Three-Year-Old BENCHMARK 68  
 Handicap - 1200m  
 30 May 2026 - 1:09PM  
 Track Rating: Heavy 9, Weather: Fine, Rail Position: +9m Entire Circuit



Section	L1200	L1000	L800	L600	L400	L200
Section Times	1:13.71 (0:14.46)	0:59.25 [7] (0:11.26)	0:47.99 [7] (0:11.55)	0:36.44 [7] (0:11.79)	0:24.65 [7] (0:12.02)	0:12.63 [6] (0:12.63)
Average Speed [km/h]	50.1	63.8	62.1	60.7	59.5	56.5
Top Speed [km/h]	64.7	64.4	63.3	62.6	60.8	58.6
Avg. Dist. to Rail [m]	2.1	1.2	0.7	1.6	1.0	1.0
Avg. Stride Freq. [Hz]	2.5	2.4	2.4	2.3	2.3	2.3
Avg. Stride Length [m]	6.4	7.5	7.3	7.4	7.3	7.1



[ ] Ranking at each section and finish  
 -.-.- No data available at this section  
 NA No data available

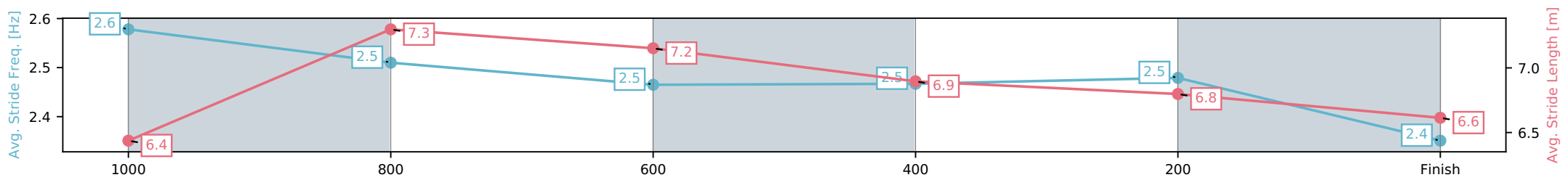
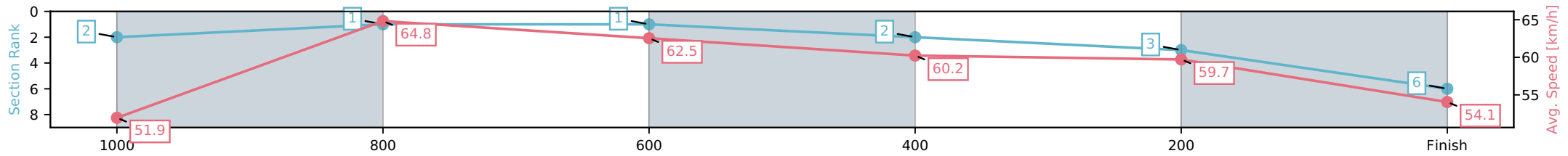
Horse/Jockey Name	Blinked/Fred Larson
Finish Rank	6
Fastest Section Time (Section)	0:11.12 (1000-800)
Top Speed [km/h] (Section)	65.9 (1000-800)
Race State	Finished



Ipswich QLD --Professional-2026-05-30  
 Race 3: POCO VINO QTIS Three-Year-Old BENCHMARK 68  
 Handicap - 1200m  
 30 May 2026 - 1:09PM  
 Track Rating: Heavy 9, Weather: Fine, Rail Position: +9m Entire Circuit



Section	L1200	L1000	L800	L600	L400	L200
Section Times	1:13.87 (0:13.93)	0:59.94 [2] (0:11.12)	0:48.82 [1] (0:11.56)	0:37.26 [1] (0:11.97)	0:25.29 [2] (0:12.12)	0:13.17 [3] (0:13.17)
Average Speed [km/h]	51.9	64.8	62.5	60.2	59.7	54.1
Top Speed [km/h]	65.6	65.9	64.2	61.6	60.7	58.3
Avg. Dist. to Rail [m]	4.9	0.7	1.3	0.3	2.3	2.2
Avg. Stride Freq. [Hz]	2.6	2.5	2.5	2.5	2.5	2.4
Avg. Stride Length [m]	6.4	7.3	7.2	6.9	6.8	6.6



[ ] Ranking at each section and finish  
 -:-:- No data available at this section  
 NA No data available

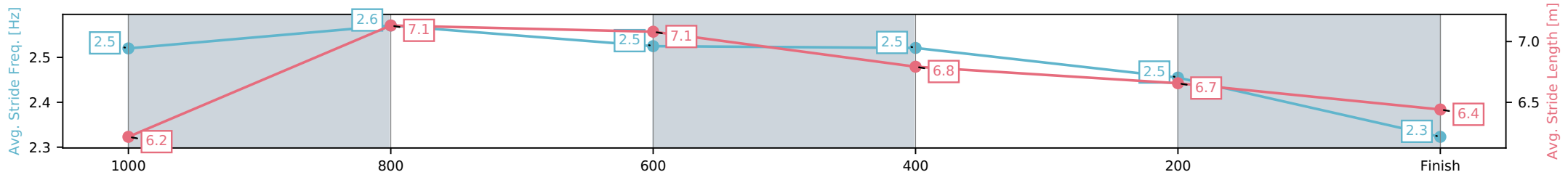
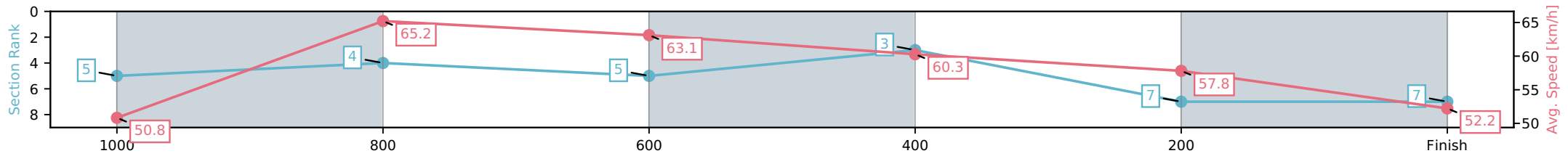
Horse/Jockey Name	All Too Foxy/Benjamin Osmond
Finish Rank	7
Fastest Section Time (Section)	0:11.09 (1000-800)
Top Speed [km/h] (Section)	65.8 (1000-800)
Race State	Finished



Ipswich QLD --Professional-2026-05-30  
 Race 3: POCO VINO QTIS Three-Year-Old BENCHMARK 68  
 Handicap - 1200m  
 30 May 2026 - 1:09PM  
 Track Rating: Heavy 9, Weather: Fine, Rail Position: +9m Entire Circuit



Section	L1200	L1000	L800	L600	L400	L200
Section Times	1:15.02 (0:14.23)	1:00.79 [5] (0:11.09)	0:49.70 [4] (0:11.44)	0:38.26 [5] (0:11.98)	0:26.28 [3] (0:12.57)	0:13.71 [7] (0:13.71)
Average Speed [km/h]	50.8	65.2	63.1	60.3	57.8	52.2
Top Speed [km/h]	65.0	65.8	64.4	62.1	59.1	56.7
Avg. Dist. to Rail [m]	6.2	1.8	0.9	0.8	3.0	2.3
Avg. Stride Freq. [Hz]	2.5	2.6	2.5	2.5	2.5	2.3
Avg. Stride Length [m]	6.2	7.1	7.1	6.8	6.7	6.4



[ ] Ranking at each section and finish  
 -:-:- No data available at this section  
 NA No data available



Ipswich QLD  
 Race 4: BARRIER REEF POOLS Class 1 Handicap - 1200m  
 30 May 2026 - 1:44PM



Track Rating: Heavy 9, Weather: Fine, Rail Position: +9m Entire Circuit

Field Times (Race Tempo)      1:13.13    0:59.38    0:48.40    0:36.53    0:24.43    0:12.46  
 (0:13.75)    (0:10.99)    (0:11.87)    (0:12.09)    (0:11.97)    (0:12.46)

Rank	TAB#	Horse	Overall Time	First 400m	Top Speed km/h (Section)	L1200	L1000	L800	L600	L400	L200		
	(BAR#)	Jockey	Margin (DT-W)	Last 600m	Fastest Section (Time)	Start - 1000	1000 - 800	800 - 600	600 - 400	400 - 200	200 - Finish		
1	10	Worthy	1:13.13	0:24.73	67.2 (1000-800)	1:13.13	0:59.36 [2]	0:48.40 [1]	0:36.53 [1]	0:24.43 [1]	0:12.46 [1]		
	(1)	Benjamin Osmond		0:36.52	1000-800 (0:10.96)	(0:13.77)	(0:10.96)	(0:11.87)	(0:12.09)	(0:11.97)	(0:12.46)		
2	5	Venom Rush	1:13.43	0:25.16	67.5 (1000-800)	1:13.43	0:59.14 [7]	0:48.27 [7]	0:36.47 [6]	0:24.32 [6]	0:12.06 [8]		
	(6)	Olivia Kendal	1.8L (-4)	0:36.47	1000-800 (0:10.87)	(0:14.29)	(0:10.87)	(0:11.81)	(0:12.15)	(0:12.26)	(0:12.06)		
3	3	Opetaia	1:13.50	0:24.90	69.2 (1000-800)	1:13.50	0:59.49 [5]	0:48.60 [5]	0:36.68 [5]	0:24.55 [5]	0:12.22 [5]		
	(3)	Jag Guthmann-Chester	2.2L (-6)	0:36.68	1000-800 (0:10.89)	(0:14.01)	(0:10.89)	(0:11.92)	(0:12.13)	(0:12.33)	(0:12.22)		
4	8	Warrior Bae	1:13.52	0:25.57	66.4 (1000-800)	1:13.52	0:58.88 [9]	0:47.94 [9]	0:36.48 [8]	0:24.37 [9]	0:12.23 [6]		
	(9)	Jett Newman	2.3L (-3)	0:36.49	1000-800 (0:10.93)	(0:14.64)	(0:10.93)	(0:11.46)	(0:12.12)	(0:12.14)	(0:12.23)		
5	9	Zouslayer	1:13.58	0:25.40	66.6 (1000-800)	1:13.58	0:59.20 [8]	0:48.18 [8]	0:36.52 [9]	0:24.46 [7]	0:12.35 [4]		
	(7)	Chris Meehan	2.6L (-4)	0:36.53	1000-800 (0:11.02)	(0:14.38)	(0:11.02)	(0:11.66)	(0:12.07)	(0:12.11)	(0:12.35)		
6	14	Picupstixx	1:13.70	0:25.12	67.4 (1000-800)	1:13.70	0:59.62 [6]	0:48.58 [6]	0:36.72 [7]	0:24.57 [8]	0:12.29 [9]		
	(8)	Fiona Sandkuhl	3.4L (-5)	0:36.72	1000-800 (0:11.04)	(0:14.08)	(0:11.04)	(0:11.86)	(0:12.15)	(0:12.28)	(0:12.29)		
7	13	Boom Court	1:14.05	0:24.89	67.2 (1000-800)	1:14.05	1:00.09 [4]	0:49.16 [4]	0:37.38 [3]	0:25.18 [4]	0:12.72 [7]		
	(2)	Charlie Bennett	5.4L (-2)	0:37.38	1000-800 (0:10.93)	(0:13.96)	(0:10.93)	(0:11.78)	(0:12.20)	(0:12.46)	(0:12.72)		
8	4	Sea Warning	1:14.05	0:24.87	67.2 (1000-800)	1:14.05	1:00.30 [1]	0:49.18 [2]	0:37.31 [4]	0:25.28 [2]	0:12.88 [2]		
	(4)	Nozi Tomizawa	5.4L (+0)	0:37.32	1000-800 (0:11.12)	(0:13.75)	(0:11.12)	(0:11.87)	(0:12.03)	(0:12.41)	(0:12.88)		
9	15	Meanie	1:14.43	0:24.87	67.0 (1000-800)	1:14.43	1:00.57 [3]	0:49.56 [3]	0:37.79 [2]	0:25.64 [3]	0:13.21 [3]		
	(5)	Aidan Keeley	7.7L (-7)	0:37.79	1000-800 (0:11.01)	(0:13.86)	(0:11.01)	(0:11.77)	(0:12.15)	(0:12.43)	(0:13.21)		

Scratched: Wiliamtheconqueror (#1), Urban Lad (#2), El Centro (#6), Hidden Future (#7), Blinked (#11), Lukey Blue (#12)

Report Created: Sat 30 May 2026

(Note: Races are conducted over an approximate distance as close as possible to the advertised distance, and recorded data may vary accordingly. Official times refer to race times only and do not include handicap times.)

[ ] Position in running at each section and finish    TAB# Saddle cloth number

Fastest split

-:-:- No data available at this section

BAR# Barrier/Gate Position

Fastest section

NA No data available

DNF Did not finish

DNT Did not track

DT-W Distance travelled compared to winner in metres

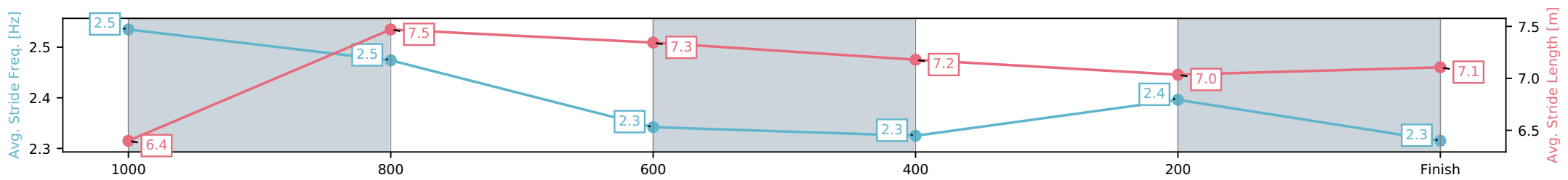
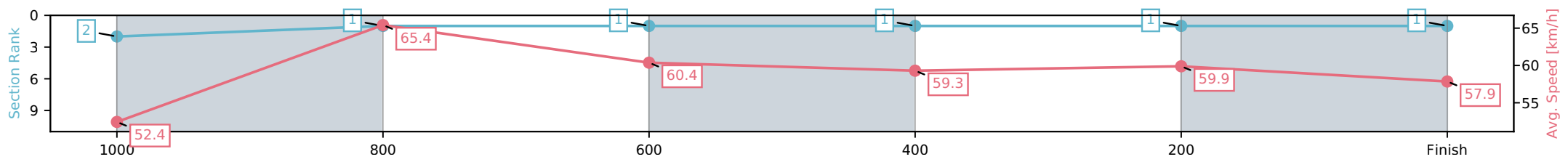
Horse/Jockey Name	Worthy/Benjamin Osmond
Finish Rank	1
Fastest Section Time (Section)	0:10.96 (1000-800)
Top Speed [km/h] (Section)	67.2 (1000-800)
Race State	Finished



Ipswich QLD --Professional-2026-05-30  
 Race 4: BARRIER REEF POOLS Class 1 Handicap - 1200m  
 30 May 2026 - 1:44PM  
 Track Rating: Heavy 9, Weather: Fine, Rail Position: +9m Entire Circuit



Section	L1200	L1000	L800	L600	L400	L200
Section Times	1:13.13 (0:13.77)	0:59.36 [2] (0:10.96)	0:48.40 [1] (0:11.87)	0:36.53 [1] (0:12.09)	0:24.43 [1] (0:11.97)	0:12.46 [1] (0:12.46)
Average Speed [km/h]	52.4	65.4	60.4	59.3	59.9	57.9
Top Speed [km/h]	66.3	67.2	62.7	60.3	60.5	60.5
Avg. Dist. to Rail [m]	0.9	1.4	1.2	1.1	0.8	0.9
Avg. Stride Freq. [Hz]	2.5	2.5	2.3	2.3	2.4	2.3
Avg. Stride Length [m]	6.4	7.5	7.3	7.2	7.0	7.1



[ ] Ranking at each section and finish  
 -:-:- No data available at this section  
 NA No data available

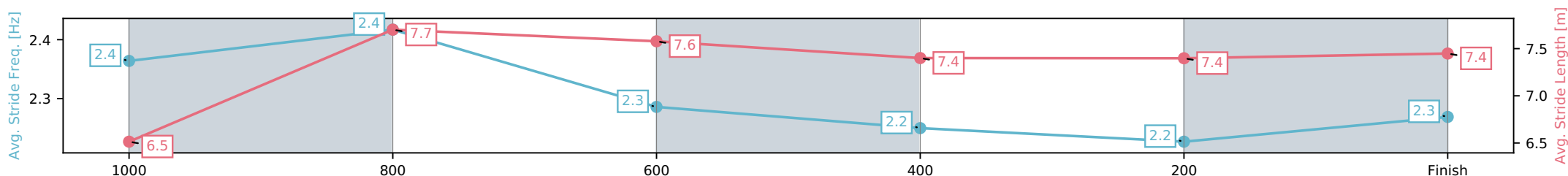
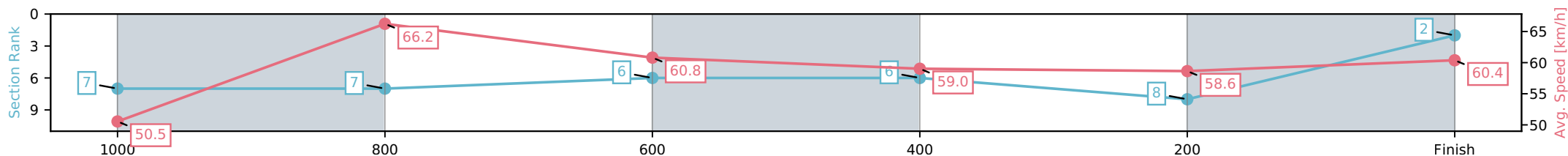
Horse/Jockey Name	Venom Rush/Olivia Kendal
Finish Rank	2
Fastest Section Time (Section)	0:10.87 (1000-800)
Top Speed [km/h] (Section)	67.5 (1000-800)
Race State	Finished



Ipswich QLD --Professional-2026-05-30  
 Race 4: BARRIER REEF POOLS Class 1 Handicap - 1200m  
 30 May 2026 - 1:44PM  
 Track Rating: Heavy 9, Weather: Fine, Rail Position: +9m Entire Circuit



Section	L1200	L1000	L800	L600	L400	L200
Section Times	1:13.43 (0:14.29)	0:59.14 [7] (0:10.87)	0:48.27 [7] (0:11.81)	0:36.47 [6] (0:12.15)	0:24.32 [6] (0:12.26)	0:12.06 [8] (0:12.06)
Average Speed [km/h]	50.5	66.2	60.8	59.0	58.6	60.4
Top Speed [km/h]	65.2	67.5	63.2	60.0	59.3	62.4
Avg. Dist. to Rail [m]	5.3	0.8	0.7	1.2	0.7	4.8
Avg. Stride Freq. [Hz]	2.4	2.4	2.3	2.2	2.2	2.3
Avg. Stride Length [m]	6.5	7.7	7.6	7.4	7.4	7.4



[ ] Ranking at each section and finish  
 -:-:- No data available at this section  
 NA No data available

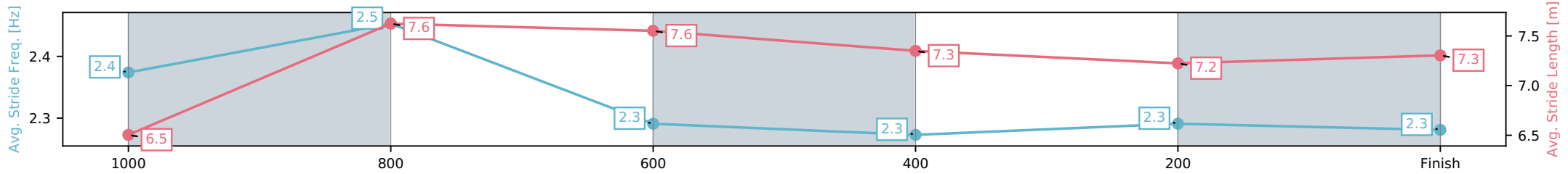
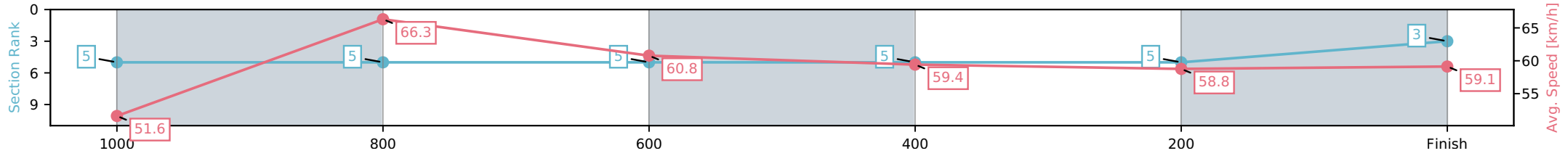
Horse/Jockey Name	Opetaiia/Jag Guthmann-Chester
Finish Rank	3
Fastest Section Time (Section)	0:10.89 (1000-800)
Top Speed [km/h] (Section)	69.2 (1000-800)
Race State	Finished



Ipswich QLD --Professional-2026-05-30  
 Race 4: BARRIER REEF POOLS Class 1 Handicap - 1200m  
 30 May 2026 - 1:44PM  
 Track Rating: Heavy 9, Weather: Fine, Rail Position: +9m Entire Circuit



Section	L1200	L1000	L800	L600	L400	L200
Section Times	1:13.50 (0:14.01)	0:59.49 [5] (0:10.89)	0:48.60 [5] (0:11.92)	0:36.68 [5] (0:12.13)	0:24.55 [5] (0:12.33)	0:12.22 [5] (0:12.22)
Average Speed [km/h]	51.6	66.3	60.8	59.4	58.8	59.1
Top Speed [km/h]	66.6	69.2	62.4	60.5	60.0	60.0
Avg. Dist. to Rail [m]	3.4	1.4	1.7	0.6	2.1	1.6
Avg. Stride Freq. [Hz]	2.4	2.5	2.3	2.3	2.3	2.3
Avg. Stride Length [m]	6.5	7.6	7.6	7.3	7.2	7.3



[ ] Ranking at each section and finish  
 -:-:- No data available at this section  
 NA No data available

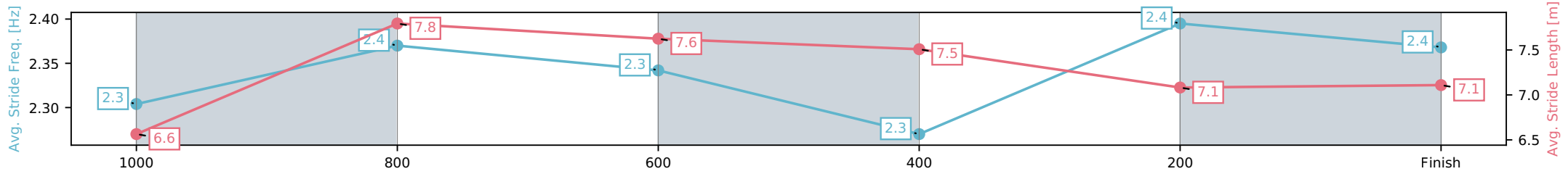
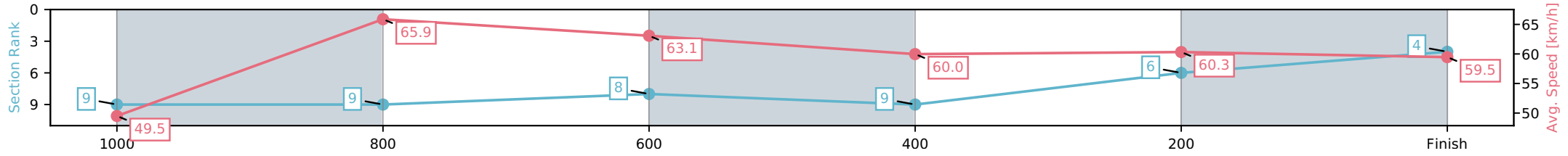
Horse/Jockey Name	Warrior Bae/Jett Newman
Finish Rank	4
Fastest Section Time (Section)	0:10.93 (1000-800)
Top Speed [km/h] (Section)	66.4 (1000-800)
Race State	Finished



Ipswich QLD --Professional-2026-05-30  
 Race 4: BARRIER REEF POOLS Class 1 Handicap - 1200m  
 30 May 2026 - 1:44PM  
 Track Rating: Heavy 9, Weather: Fine, Rail Position: +9m Entire Circuit



Section	L1200	L1000	L800	L600	L400	L200
Section Times	1:13.52 (0:14.64)	0:58.88 [9] (0:10.93)	0:47.94 [9] (0:11.46)	0:36.48 [8] (0:12.12)	0:24.37 [9] (0:12.14)	0:12.23 [6] (0:12.23)
Average Speed [km/h]	49.5	65.9	63.1	60.0	60.3	59.5
Top Speed [km/h]	63.3	66.4	65.5	61.7	61.3	60.8
Avg. Dist. to Rail [m]	8.4	0.8	0.9	2.0	5.7	6.5
Avg. Stride Freq. [Hz]	2.3	2.4	2.3	2.3	2.4	2.4
Avg. Stride Length [m]	6.6	7.8	7.6	7.5	7.1	7.1



[ ] Ranking at each section and finish  
 -:-:- No data available at this section  
 NA No data available

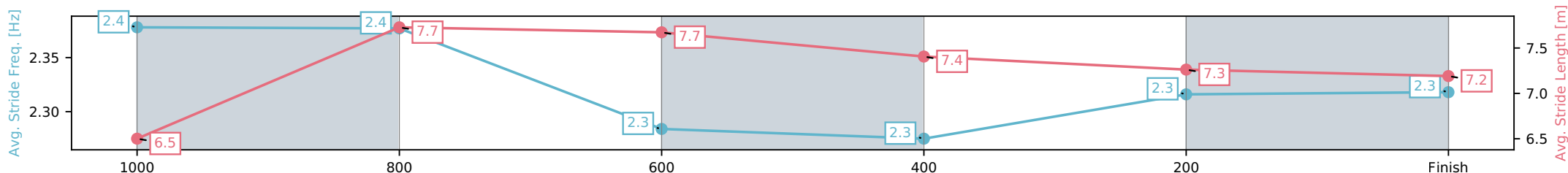
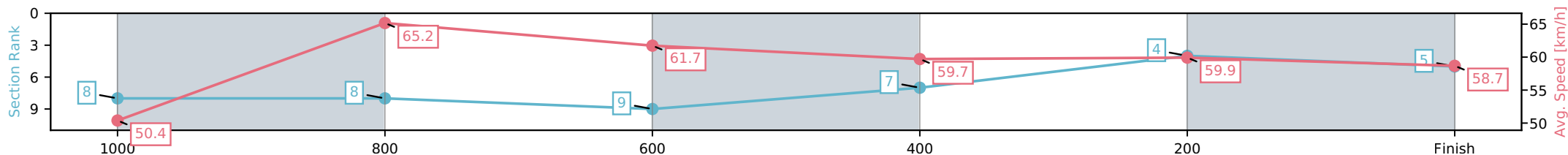
Horse/Jockey Name	Zouslayer/Chris Meehan
Finish Rank	5
Fastest Section Time (Section)	0:11.02 (1000-800)
Top Speed [km/h] (Section)	66.6 (1000-800)
Race State	Finished



Ipswich QLD --Professional-2026-05-30  
 Race 4: BARRIER REEF POOLS Class 1 Handicap - 1200m  
 30 May 2026 - 1:44PM  
 Track Rating: Heavy 9, Weather: Fine, Rail Position: +9m Entire Circuit



Section	L1200	L1000	L800	L600	L400	L200
Section Times	1:13.58 (0:14.38)	0:59.20 [8] (0:11.02)	0:48.18 [8] (0:11.66)	0:36.52 [9] (0:12.07)	0:24.46 [7] (0:12.11)	0:12.35 [4] (0:12.35)
Average Speed [km/h]	50.4	65.2	61.7	59.7	59.9	58.7
Top Speed [km/h]	65.0	66.6	62.8	61.0	61.1	61.5
Avg. Dist. to Rail [m]	3.6	1.0	0.3	0.6	2.8	3.1
Avg. Stride Freq. [Hz]	2.4	2.4	2.3	2.3	2.3	2.3
Avg. Stride Length [m]	6.5	7.7	7.7	7.4	7.3	7.2



- [ ] Ranking at each section and finish
- :-:- No data available at this section
- NA No data available

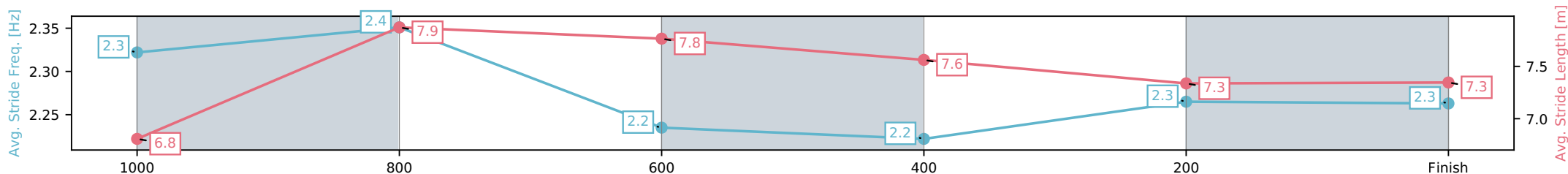
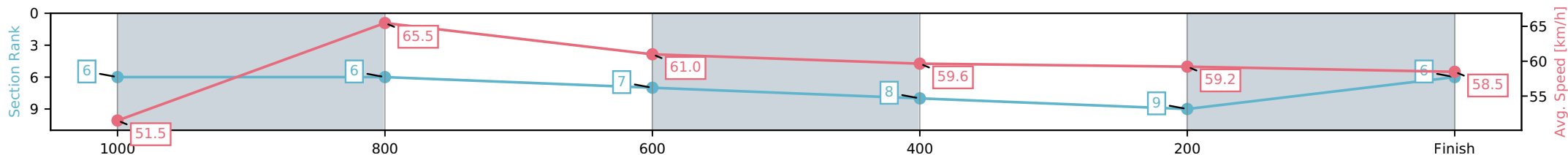
Horse/Jockey Name	Picupstix/Fiona Sandkuhl
Finish Rank	6
Fastest Section Time (Section)	0:11.04 (1000-800)
Top Speed [km/h] (Section)	67.4 (1000-800)
Race State	Finished



Ipswich QLD --Professional-2026-05-30  
 Race 4: BARRIER REEF POOLS Class 1 Handicap - 1200m  
 30 May 2026 - 1:44PM  
 Track Rating: Heavy 9, Weather: Fine, Rail Position: +9m Entire Circuit



Section	L1200	L1000	L800	L600	L400	L200
Section Times	1:13.70 (0:14.08)	0:59.62 [6] (0:11.04)	0:48.58 [6] (0:11.86)	0:36.72 [7] (0:12.15)	0:24.57 [8] (0:12.28)	0:12.29 [9] (0:12.29)
Average Speed [km/h]	51.5	65.5	61.0	59.6	59.2	58.5
Top Speed [km/h]	66.0	67.4	62.7	60.9	60.8	60.7
Avg. Dist. to Rail [m]	6.9	1.7	1.5	1.5	3.9	4.9
Avg. Stride Freq. [Hz]	2.3	2.4	2.2	2.2	2.3	2.3
Avg. Stride Length [m]	6.8	7.9	7.8	7.6	7.3	7.3



[ ] Ranking at each section and finish  
 -:-:- No data available at this section  
 NA No data available

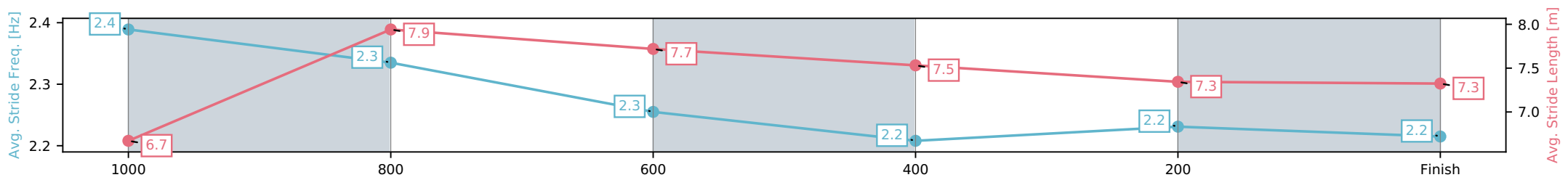
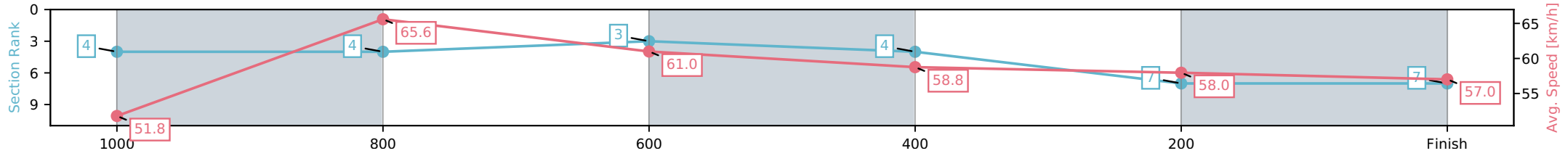
Horse/Jockey Name	Boom Court/Charlie Bennett
Finish Rank	7
Fastest Section Time (Section)	0:10.93 (1000-800)
Top Speed [km/h] (Section)	67.2 (1000-800)
Race State	Finished



Ipswich QLD --Professional-2026-05-30  
 Race 4: BARRIER REEF POOLS Class 1 Handicap - 1200m  
 30 May 2026 - 1:44PM  
 Track Rating: Heavy 9, Weather: Fine, Rail Position: +9m Entire Circuit



Section	L1200	L1000	L800	L600	L400	L200
Section Times	1:14.05 (0:13.96)	1:00.09 [4] (0:10.93)	0:49.16 [4] (0:11.78)	0:37.38 [3] (0:12.20)	0:25.18 [4] (0:12.46)	0:12.72 [7] (0:12.72)
Average Speed [km/h]	51.8	65.6	61.0	58.8	58.0	57.0
Top Speed [km/h]	65.4	67.2	63.4	59.2	58.8	58.7
Avg. Dist. to Rail [m]	2.2	1.2	0.9	0.8	0.9	0.6
Avg. Stride Freq. [Hz]	2.4	2.3	2.3	2.2	2.2	2.2
Avg. Stride Length [m]	6.7	7.9	7.7	7.5	7.3	7.3



[ ] Ranking at each section and finish  
 -:-:- No data available at this section  
 NA No data available

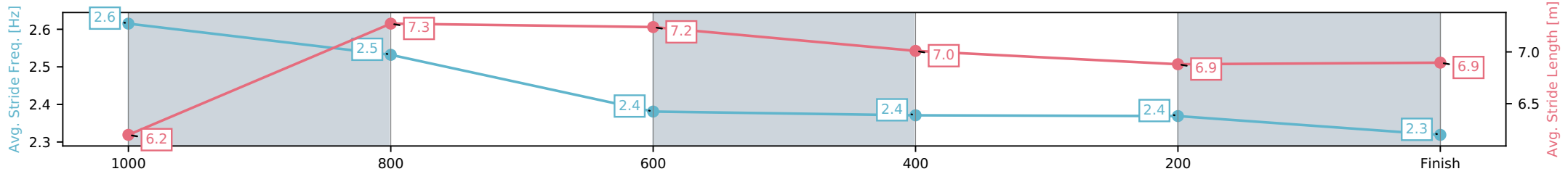
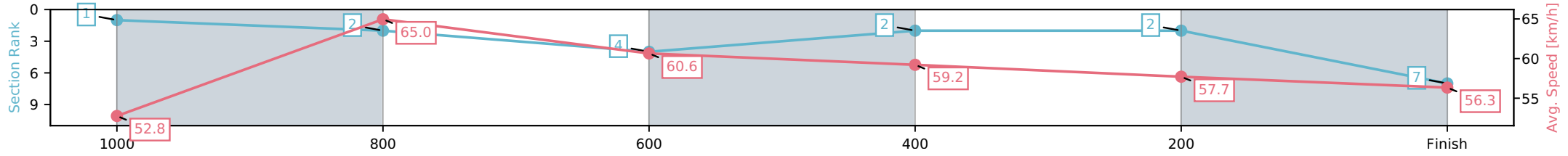
Horse/Jockey Name	Sea Warning/Nozi Tomizawa
Finish Rank	8
Fastest Section Time (Section)	0:11.12 (1000-800)
Top Speed [km/h] (Section)	67.2 (1000-800)
Race State	Finished



Ipswich QLD --Professional-2026-05-30  
 Race 4: BARRIER REEF POOLS Class 1 Handicap - 1200m  
 30 May 2026 - 1:44PM  
 Track Rating: Heavy 9, Weather: Fine, Rail Position: +9m Entire Circuit



Section	L1200	L1000	L800	L600	L400	L200
Section Times	1:14.05 (0:13.75)	1:00.30 [1] (0:11.12)	0:49.18 [2] (0:11.87)	0:37.31 [4] (0:12.03)	0:25.28 [2] (0:12.41)	0:12.88 [2] (0:12.88)
Average Speed [km/h]	52.8	65.0	60.6	59.2	57.7	56.3
Top Speed [km/h]	66.2	67.2	63.7	60.9	58.6	58.1
Avg. Dist. to Rail [m]	3.8	1.8	0.9	2.4	0.9	0.2
Avg. Stride Freq. [Hz]	2.6	2.5	2.4	2.4	2.4	2.3
Avg. Stride Length [m]	6.2	7.3	7.2	7.0	6.9	6.9



[ ] Ranking at each section and finish  
 -:-:- No data available at this section  
 NA No data available

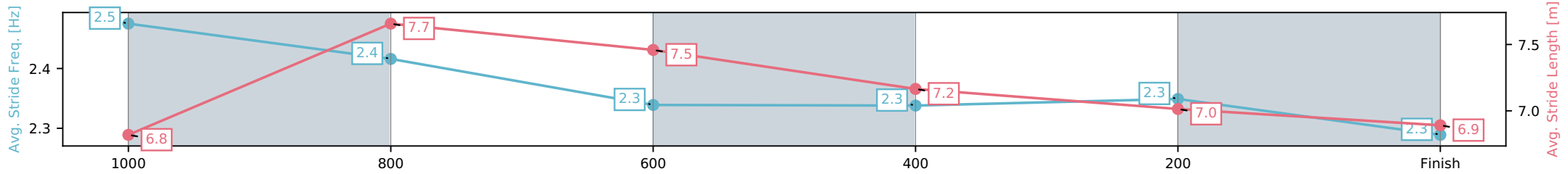
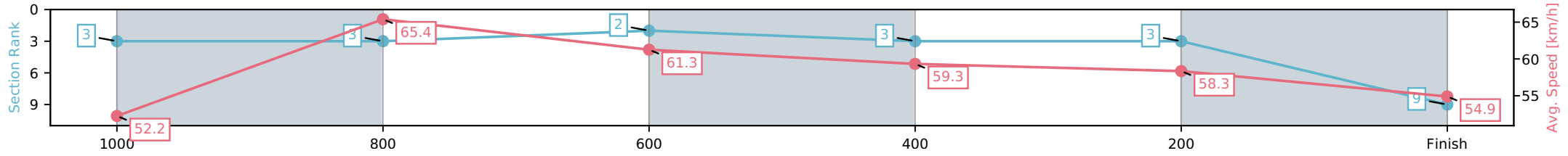
Horse/Jockey Name	Meanie/Aidan Keeley
Finish Rank	9
Fastest Section Time (Section)	0:11.01 (1000-800)
Top Speed [km/h] (Section)	67.0 (1000-800)
Race State	Finished



Ipswich QLD --Professional-2026-05-30  
 Race 4: BARRIER REEF POOLS Class 1 Handicap - 1200m  
 30 May 2026 - 1:44PM  
 Track Rating: Heavy 9, Weather: Fine, Rail Position: +9m Entire Circuit



Section	L1200	L1000	L800	L600	L400	L200
Section Times	1:14.43 (0:13.86)	1:00.57 [3] (0:11.01)	0:49.56 [3] (0:11.77)	0:37.79 [2] (0:12.15)	0:25.64 [3] (0:12.43)	0:13.21 [3] (0:13.21)
Average Speed [km/h]	52.2	65.4	61.3	59.3	58.3	54.9
Top Speed [km/h]	67.0	67.0	64.1	60.4	59.3	58.8
Avg. Dist. to Rail [m]	3.8	0.9	0.6	0.4	2.6	3.3
Avg. Stride Freq. [Hz]	2.5	2.4	2.3	2.3	2.3	2.3
Avg. Stride Length [m]	6.8	7.7	7.5	7.2	7.0	6.9



[ ] Ranking at each section and finish  
 -:-:- No data available at this section  
 NA No data available



Ipswich QLD  
 Race 5: MEALS ON WHEELS OPEN Handicap - 1350m  
 30 May 2026 - 2:19PM



Track Rating: Heavy 9, Weather: Fine, Rail Position: +9m Entire Circuit

Field Times (Race Tempo)      1:22.43 (0:11.56)    1:10.86 (0:11.53)    0:59.33 (0:11.86)    0:47.47 (0:12.07)    0:35.40 (0:11.86)    0:23.54 (0:11.77)    0:11.77 (0:11.77)

Rank	TAB#	Horse	Overall Time	First 400m	Top Speed km/h (Section)	L1350	L1200	L1000	L800	L600	L400	L200	
	(BAR#)	Jockey	Margin (DT-W)	Last 600m	Fastest Section (Time)	Start - 1200	1200 - 1000	1000 - 800	800 - 600	600 - 400	400 - 200	200 - Finish	
1	6	Deep Respect	1:22.43	0:26.52	63.6 (200-0)	1:22.43	1:10.45 [4]	0:58.88 [4]	0:47.03 [3]	0:35.01 [3]	0:23.32 [3]	0:11.75 [2]	
	(2)	Jason Taylor		0:35.01	1200-1000 (0:11.57)	(0:11.98)	(0:11.57)	(0:11.85)	(0:12.02)	(0:11.69)	(0:11.57)	(0:11.75)	
2	4	Our Magnus	1:22.73	0:26.14	63.6 (400-200)	1:22.73	1:11.16 [1]	0:59.53 [2]	0:47.66 [2]	0:35.55 [2]	0:23.73 [2]	0:12.07 [1]	
	(6)	Jett Newman	1.7L (+3)	0:35.55	1200-1000 (0:11.63)	(0:11.56)	(0:11.63)	(0:11.87)	(0:12.11)	(0:11.82)	(0:11.66)	(0:12.07)	
3	11	Diana's Affair	1:22.98	0:26.62	64.9 (200-0)	1:22.98	1:10.70 [5]	0:59.32 [5]	0:47.43 [6]	0:35.38 [6]	0:23.67 [5]	0:11.99 [5]	
	(7)	Aidan Keeley	3.2L (-5)	0:35.39	1200-1000 (0:11.38)	(0:12.28)	(0:11.38)	(0:11.89)	(0:12.04)	(0:11.72)	(0:11.68)	(0:11.99)	
4	7	Pantelone	1:23.05	0:26.46	62.9 (1200-1000)	1:23.05	1:11.35 [3]	0:59.58 [3]	0:47.63 [4]	0:35.59 [4]	0:23.85 [4]	0:12.27 [3]	
	(1)	Tiffani Brooker	3.6L (+21)	0:35.59	400-200 (0:11.58)	(0:11.70)	(0:11.77)	(0:11.95)	(0:12.03)	(0:11.74)	(0:11.58)	(0:12.27)	
5	5	Don't Stop	1:23.52	0:26.67	63.4 (1200-1000)	1:23.52	1:11.21 [6]	0:59.77 [6]	0:47.98 [5]	0:35.96 [5]	0:24.17 [6]	0:12.43 [6]	
	(3)	Georgina Cartwright	6.4L (+3)	0:35.95	1200-1000 (0:11.44)	(0:12.31)	(0:11.44)	(0:11.79)	(0:12.03)	(0:11.78)	(0:11.74)	(0:12.43)	
6	10	Rejoiced	1:23.70	0:26.02	64.3 (1200-1000)	1:23.70	1:12.08 [2]	1:00.60 [1]	0:48.74 [1]	0:36.67 [1]	0:24.81 [1]	0:12.86 [4]	
	(4)	Karl Zechner	7.5L (+10)	0:36.68	1200-1000 (0:11.47)	(0:11.62)	(0:11.47)	(0:11.86)	(0:12.07)	(0:11.86)	(0:11.96)	(0:12.86)	

Scratched: Restonica (#1), Living Free (#2), Quothquan (#3), Liberty Steps (#8), Luton Hoo (#9)

Report Created: Sat 30 May 2026

(Note: Races are conducted over an approximate distance as close as possible to the advertised distance, and recorded data may vary accordingly. Official times refer to race times only and do not include handicap times.)

[ ] Position in running at each section and finish    TAB# Saddle cloth number

-:-:- No data available at this section

NA No data available

DNT Did not track

BAR# Barrier/Gate Position

DNF Did not finish

DT-W Distance travelled compared to winner in metres

Fastest split

Fastest section

Horse/Jockey Name	Deep Respect/Jason Taylor
Finish Rank	1
Fastest Section Time (Section)	0:11.57 (1200-1000)
Top Speed [km/h] (Section)	63.6 (200-0)
Race State	Finished



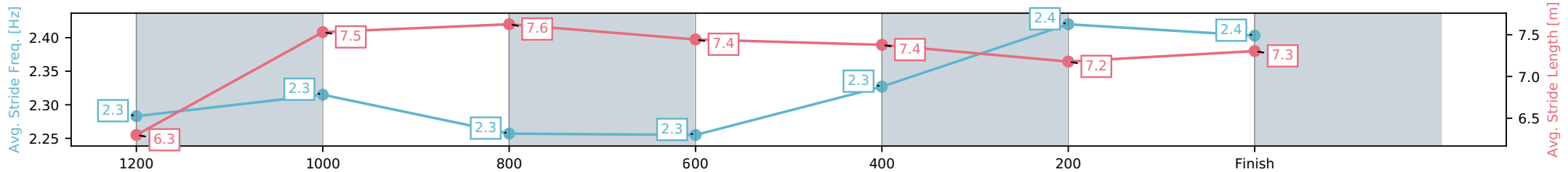
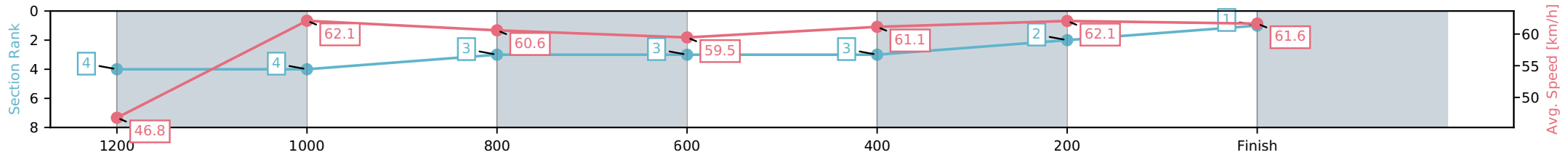
Ipswich QLD --Professional-2026-05-30  
 Race 5: MEALS ON WHEELS OPEN Handicap - 1350m

30 May 2026 - 2:19PM

Track Rating: Heavy 9, Weather: Fine, Rail Position: +9m Entire Circuit



Section	L1350	L1200	L1000	L800	L600	L400	L200
Section Times	1:22.43 (0:11.98)	1:10.45 [4] (0:11.57)	0:58.88 [4] (0:11.85)	0:47.03 [3] (0:12.02)	0:35.01 [3] (0:11.69)	0:23.32 [3] (0:11.57)	0:11.75 [2] (0:11.75)
Average Speed [km/h]	46.8	62.1	60.6	59.5	61.1	62.1	61.6
Top Speed [km/h]	60.2	63.0	61.5	60.2	62.1	63.4	63.6
Avg. Dist. to Rail [m]	0.9	0.6	1.0	2.0	1.8	1.4	2.5
Avg. Stride Freq. [Hz]	2.3	2.3	2.3	2.3	2.3	2.4	2.4
Avg. Stride Length [m]	6.3	7.5	7.6	7.4	7.4	7.2	7.3



- [ ] Ranking at each section and finish
- :-:- No data available at this section
- NA No data available

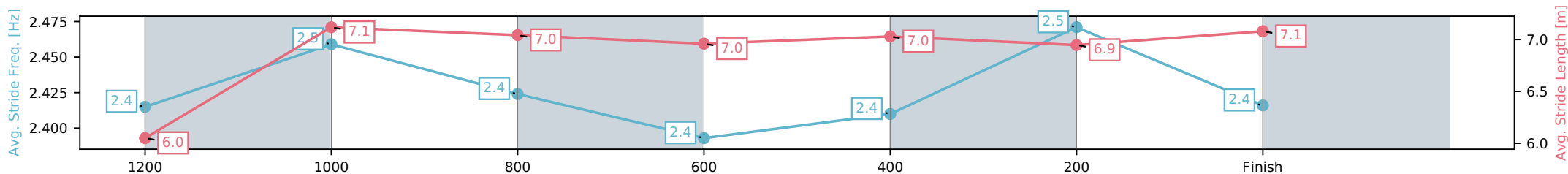
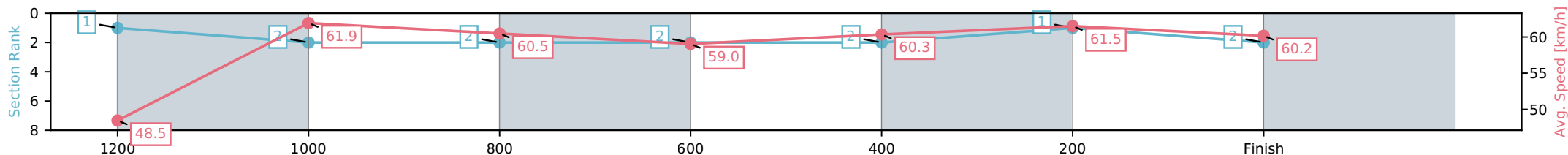
Horse/Jockey Name	Our Magnus/Jett Newman
Finish Rank	2
Fastest Section Time (Section)	0:11.63 (1200-1000)
Top Speed [km/h] (Section)	63.6 (400-200)
Race State	Finished



Ipswich QLD --Professional-2026-05-30  
 Race 5: MEALS ON WHEELS OPEN Handicap - 1350m  
 30 May 2026 - 2:19PM  
 Track Rating: Heavy 9, Weather: Fine, Rail Position: +9m Entire Circuit



Section	L1350	L1200	L1000	L800	L600	L400	L200
Section Times	1:22.73 (0:11.56)	1:11.16 [1] (0:11.63)	0:59.53 [2] (0:11.87)	0:47.66 [2] (0:12.11)	0:35.55 [2] (0:11.82)	0:23.73 [2] (0:11.66)	0:12.07 [1] (0:12.07)
Average Speed [km/h]	48.5	61.9	60.5	59.0	60.3	61.5	60.2
Top Speed [km/h]	62.9	62.8	61.5	60.6	61.9	63.6	62.6
Avg. Dist. to Rail [m]	2.9	1.9	1.2	1.8	2.1	1.0	1.4
Avg. Stride Freq. [Hz]	2.4	2.5	2.4	2.4	2.4	2.5	2.4
Avg. Stride Length [m]	6.0	7.1	7.0	7.0	7.0	6.9	7.1



[ ] Ranking at each section and finish  
 -:-:- No data available at this section  
 NA No data available

Horse/Jockey Name	Diana's Affair/Aidan Keeley
Finish Rank	3
Fastest Section Time (Section)	0:11.38 (1200-1000)
Top Speed [km/h] (Section)	64.9 (200-0)
Race State	Finished



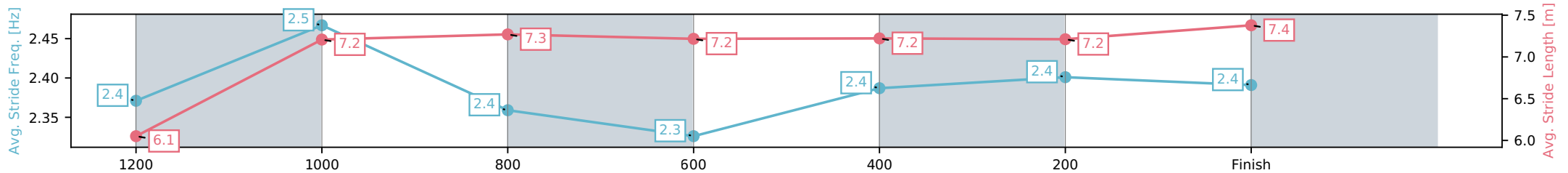
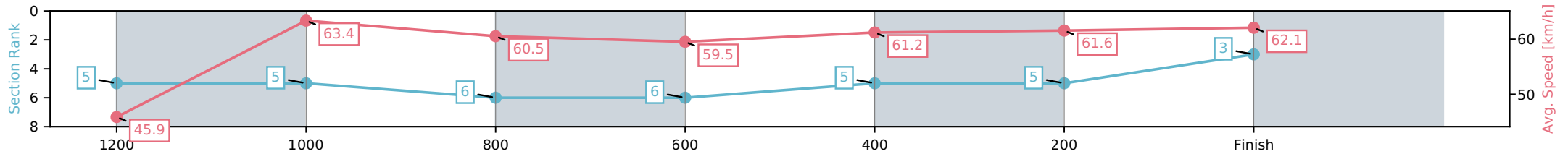
Ipswich QLD --Professional-2026-05-30  
 Race 5: MEALS ON WHEELS OPEN Handicap - 1350m

30 May 2026 - 2:19PM

Track Rating: Heavy 9, Weather: Fine, Rail Position: +9m Entire Circuit



Section	L1350	L1200	L1000	L800	L600	L400	L200
Section Times	1:22.98 (0:12.28)	1:10.70 [5] (0:11.38)	0:59.32 [5] (0:11.89)	0:47.43 [6] (0:12.04)	0:35.38 [6] (0:11.72)	0:23.67 [5] (0:11.68)	0:11.99 [5] (0:11.99)
Average Speed [km/h]	45.9	63.4	60.5	59.5	61.2	61.6	62.1
Top Speed [km/h]	62.6	64.8	62.1	60.8	62.6	62.3	64.9
Avg. Dist. to Rail [m]	3.1	1.5	0.3	1.0	1.2	0.9	1.7
Avg. Stride Freq. [Hz]	2.4	2.5	2.4	2.3	2.4	2.4	2.4
Avg. Stride Length [m]	6.1	7.2	7.3	7.2	7.2	7.2	7.4



- [ ] Ranking at each section and finish
- :-:- No data available at this section
- NA No data available

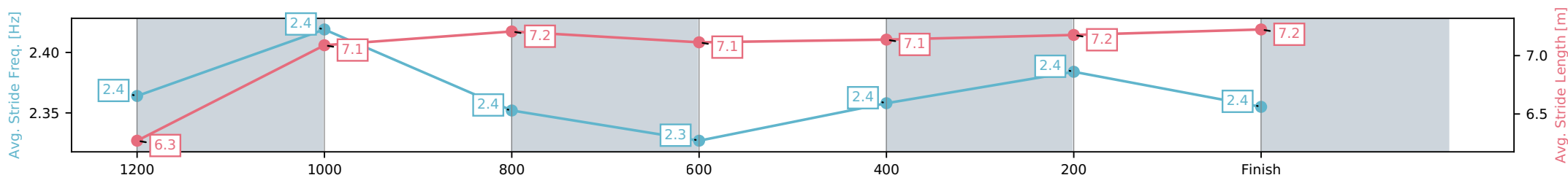
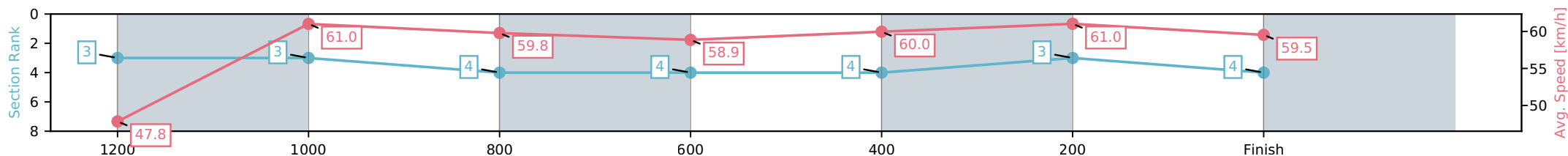
Horse/Jockey Name	Pantelone/Tiffani Brooker
Finish Rank	4
Fastest Section Time (Section)	0:11.58 (400-200)
Top Speed [km/h] (Section)	62.9 (1200-1000)
Race State	Finished



Ipswich QLD --Professional-2026-05-30  
 Race 5: MEALS ON WHEELS OPEN Handicap - 1350m  
 30 May 2026 - 2:19PM  
 Track Rating: Heavy 9, Weather: Fine, Rail Position: +9m Entire Circuit



Section	L1350	L1200	L1000	L800	L600	L400	L200
Section Times	1:23.05 (0:11.70)	1:11.35 [3] (0:11.77)	0:59.58 [3] (0:11.95)	0:47.63 [4] (0:12.03)	0:35.59 [4] (0:11.74)	0:23.85 [4] (0:11.58)	0:12.27 [3] (0:12.27)
Average Speed [km/h]	47.8	61.0	59.8	58.9	60.0	61.0	59.5
Top Speed [km/h]	61.7	62.9	61.3	59.7	61.2	62.7	62.0
Avg. Dist. to Rail [m]	0.8	0.9	3.0	4.2	5.3	3.6	0.8
Avg. Stride Freq. [Hz]	2.4	2.4	2.4	2.3	2.4	2.4	2.4
Avg. Stride Length [m]	6.3	7.1	7.2	7.1	7.1	7.2	7.2



[ ] Ranking at each section and finish  
 -:-:- No data available at this section  
 NA No data available

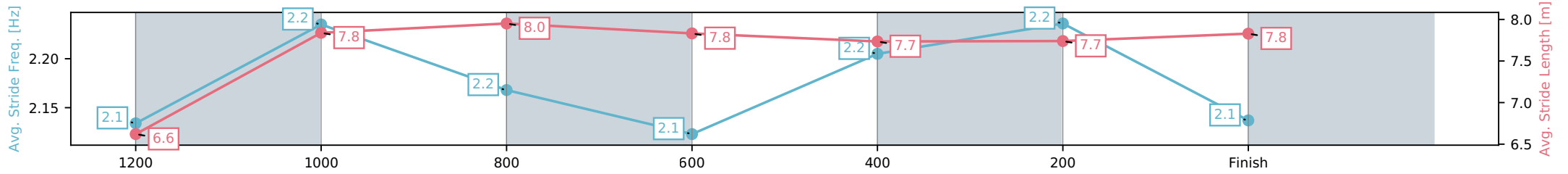
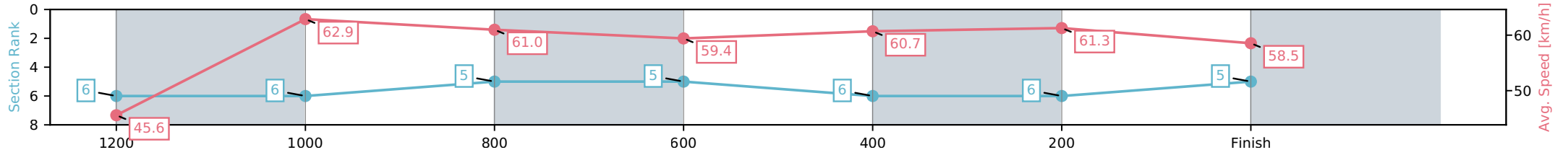
Horse/Jockey Name	Don't Stop/Georgina Cartwright
Finish Rank	5
Fastest Section Time (Section)	0:11.44 (1200-1000)
Top Speed [km/h] (Section)	63.4 (1200-1000)
Race State	Finished



Ipswich QLD --Professional-2026-05-30  
 Race 5: MEALS ON WHEELS OPEN Handicap - 1350m  
 30 May 2026 - 2:19PM  
 Track Rating: Heavy 9, Weather: Fine, Rail Position: +9m Entire Circuit



Section	L1350	L1200	L1000	L800	L600	L400	L200
Section Times	1:23.52 (0:12.31)	1:11.21 [6] (0:11.44)	0:59.77 [6] (0:11.79)	0:47.98 [5] (0:12.03)	0:35.96 [5] (0:11.78)	0:24.17 [6] (0:11.74)	0:12.43 [6] (0:12.43)
Average Speed [km/h]	45.6	62.9	61.0	59.4	60.7	61.3	58.5
Top Speed [km/h]	60.5	63.4	62.6	60.0	61.2	62.2	61.4
Avg. Dist. to Rail [m]	1.7	0.8	0.9	1.9	1.8	0.8	0.4
Avg. Stride Freq. [Hz]	2.1	2.2	2.2	2.1	2.2	2.2	2.1
Avg. Stride Length [m]	6.6	7.8	8.0	7.8	7.7	7.7	7.8



[ ] Ranking at each section and finish  
 -:-:- No data available at this section  
 NA No data available

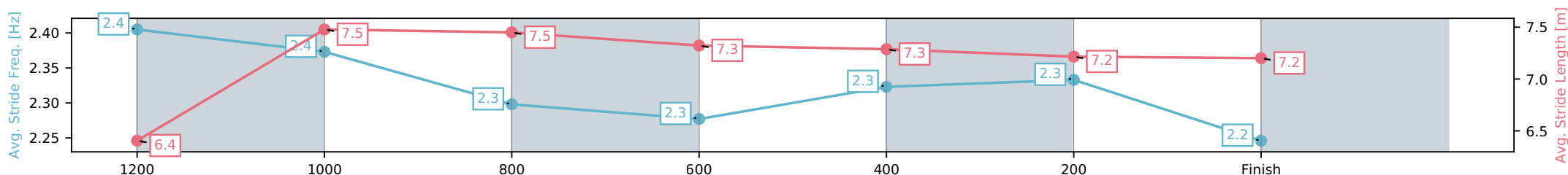
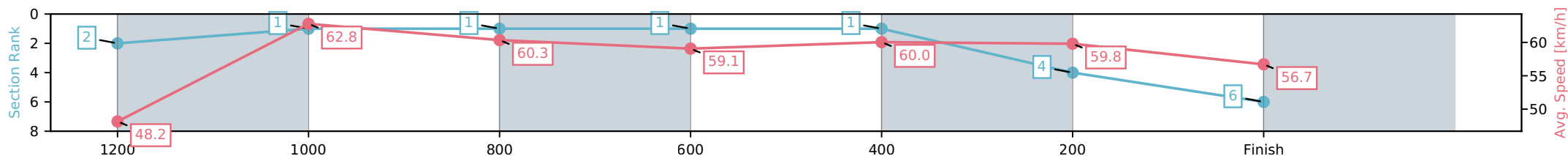
Horse/Jockey Name	Rejoiced/Karl Zechner
Finish Rank	6
Fastest Section Time (Section)	0:11.47 (1200-1000)
Top Speed [km/h] (Section)	64.3 (1200-1000)
Race State	Finished



Ipswich QLD --Professional-2026-05-30  
 Race 5: MEALS ON WHEELS OPEN Handicap - 1350m  
 30 May 2026 - 2:19PM  
 Track Rating: Heavy 9, Weather: Fine, Rail Position: +9m Entire Circuit



Section	L1350	L1200	L1000	L800	L600	L400	L200
Section Times	1:23.70 (0:11.62)	1:12.08 [2] (0:11.47)	1:00.60 [1] (0:11.86)	0:48.74 [1] (0:12.07)	0:36.67 [1] (0:11.86)	0:24.81 [1] (0:11.96)	0:12.86 [4] (0:12.86)
Average Speed [km/h]	48.2	62.8	60.3	59.1	60.0	59.8	56.7
Top Speed [km/h]	63.4	64.3	61.5	59.9	61.1	60.4	60.1
Avg. Dist. to Rail [m]	2.8	1.9	1.9	2.7	2.6	1.7	1.2
Avg. Stride Freq. [Hz]	2.4	2.4	2.3	2.3	2.3	2.3	2.2
Avg. Stride Length [m]	6.4	7.5	7.5	7.3	7.3	7.2	7.2



[ ] Ranking at each section and finish  
 -:-:- No data available at this section  
 NA No data available



Ipswich QLD  
 Race 6: CHINA GEMMELL MEMORIAL Class 1 Handicap - 1700m  
 30 May 2026 - 2:54PM



Track Rating: Heavy 9, Weather: Fine, Rail Position: +9m Entire Circuit

Field Times (Race Tempo) 1:46.51 (0:08.47) 1:38.04 (0:11.32) 1:26.72 (0:11.29) 1:15.42 (0:12.02) 1:03.41 (0:12.56) 0:50.84 (0:12.78) 0:38.06 (0:12.53) 0:25.53 (0:12.74)

Rank	TAB#	Horse	Overall Time	First 400m	Top Speed km/h (Section)	L1700	L1600	L1400	L1200	L1000	L800	L600	L400
	(BAR#)	Jockey	Margin (DT-W)	Last 600m	Fastest Section (Time)	Start - 1600	1600 - 1400	1400 - 1200	1200 - 1000	1000 - 800	800 - 600	600 - 400	400 - 200
1	2	Jemoma Alpilage	1:46.51	0:26.54	64.2 (1600-1400)	1:46.51	1:37.41 [9]	1:25.84 [10]	1:14.11 [10]	1:02.39 [10]	0:50.18 [8]	0:37.59 [7]	0:25.20 [5]
	(10)	Bella Youngberry		0:37.59	1600-1400 (0:11.57)	(0:09.10)	(0:11.57)	(0:11.73)	(0:11.71)	(0:12.21)	(0:12.59)	(0:12.39)	(0:12.57)
2	4	Cansort	1:46.54	0:26.31	65.5 (1600-1400)	1:46.54	1:37.40 [10]	1:26.04 [9]	1:14.46 [8]	1:02.64 [8]	0:50.08 [9]	0:37.39 [10]	0:24.97 [8]
	(8)	Danny Peisley	0.2L (-3)	0:37.39	1600-1400 (0:11.35)	(0:09.14)	(0:11.35)	(0:11.58)	(0:11.82)	(0:12.56)	(0:12.69)	(0:12.42)	(0:12.37)
3	9	Prestige Ice	1:46.58	0:25.73	64.3 (1600-1400)	1:46.58	1:37.93 [6]	1:26.59 [3]	1:15.10 [4]	1:03.17 [3]	0:50.74 [3]	0:38.00 [3]	0:25.42 [4]
	(1)	Damien Boche	0.4L (-1)	0:38.00	1600-1400 (0:11.34)	(0:08.65)	(0:11.34)	(0:11.49)	(0:11.93)	(0:12.43)	(0:12.74)	(0:12.57)	(0:12.56)
4	10	Ready To Drink	1:46.76	0:26.31	63.8 (1600-1400)	1:46.76	1:37.91 [8]	1:26.30 [8]	1:14.67 [9]	1:02.86 [9]	0:50.29 [10]	0:37.62 [9]	0:24.98 [11]
	(9)	Benjamin Osmond	1.5L (-3)	0:37.61	1600-1400 (0:11.62)	(0:08.85)	(0:11.62)	(0:11.62)	(0:11.82)	(0:12.57)	(0:12.67)	(0:12.64)	(0:12.24)
5	14	Heroic Beach	1:47.19	0:26.03	64.3 (1600-1400)	1:47.19	1:38.42 [7]	1:26.97 [6]	1:15.42 [6]	1:03.55 [5]	0:51.03 [6]	0:38.28 [6]	0:25.82 [6]
	(6)	Fred Larson	4.0L (-8)	0:38.28	1600-1400 (0:11.45)	(0:08.77)	(0:11.45)	(0:11.55)	(0:11.87)	(0:12.52)	(0:12.75)	(0:12.46)	(0:12.78)
6	6	Jotopeli	1:47.21	0:25.42	64.8 (1400-1200)	1:47.21	1:38.68 [2]	1:27.35 [2]	1:16.12 [1]	1:04.11 [1]	0:51.54 [1]	0:38.76 [1]	0:26.23 [1]
	(3)	Boris Thornton	4.1L (-5)	0:38.76	1400-1200 (0:11.23)	(0:08.53)	(0:11.33)	(0:11.23)	(0:12.02)	(0:12.56)	(0:12.78)	(0:12.53)	(0:12.85)
7	11	Wexford Miss	1:47.87	0:25.97	63.8 (1600-1400)	1:47.87	1:39.25 [5]	1:27.74 [5]	1:16.14 [5]	1:04.19 [7]	0:51.73 [5]	0:39.19 [4]	0:26.84 [2]
	(7)	Olivia Kendal	8.0L (-2)	0:39.19	1600-1400 (0:11.51)	(0:08.62)	(0:11.51)	(0:11.59)	(0:11.96)	(0:12.46)	(0:12.54)	(0:12.34)	(0:12.95)
8	8	Hideout	1:47.93	0:25.68	64.0 (1400-1200)	1:47.93	1:39.46 [1]	1:27.93 [4]	1:16.54 [3]	1:04.47 [4]	0:52.04 [4]	0:39.22 [5]	0:26.51 [7]
	(2)	Charlie Bennett	8.3L (-3)	0:39.23	1400-1200 (0:11.39)	(0:08.47)	(0:11.52)	(0:11.39)	(0:12.07)	(0:12.43)	(0:12.81)	(0:12.72)	(0:13.11)
9	7	Southoftheborder	1:48.24	0:26.06	64.0 (1400-1200)	1:48.24	1:39.69 [3]	1:27.97 [7]	1:16.46 [7]	1:04.57 [6]	0:52.03 [7]	0:39.30 [8]	0:26.61 [9]
	(4)	Chris Meehan	10.1L (-2)	0:39.29	1400-1200 (0:11.50)	(0:08.55)	(0:11.72)	(0:11.50)	(0:11.90)	(0:12.54)	(0:12.73)	(0:12.68)	(0:12.87)
10	5	Sinatra	1:48.83	0:25.47	65.9 (1600-1400)	1:48.83	1:40.28 [4]	1:29.04 [1]	1:17.62 [2]	1:05.50 [2]	0:53.05 [2]	0:40.29 [2]	0:27.75 [3]
	(11)	Nick Heywood	13.6L (+2)	0:40.30	1600-1400 (0:11.24)	(0:08.55)	(0:11.24)	(0:11.41)	(0:12.12)	(0:12.45)	(0:12.76)	(0:12.54)	(0:13.16)

Scratched: Swing State (#1), Somethin In Orange (#3), Divas Reign (#12), He Is The Kiss (#13), Sistine Chapel (#15), Exceed The Sky (#16)

Report Created: Sat 30 May 2026

(Note: Races are conducted over an approximate distance as close as possible to the advertised distance, and recorded data may vary accordingly. Official times refer to race times only and do not include handicap times.)

[ ] Position in running at each section and finish TAB# Saddle cloth number

Fastest split

-:-:- No data available at this section

BAR# Barrier/Gate Position

Fastest section

NA No data available

DNF Did not finish

DNT Did not track

DT-W Distance travelled compared to winner in metres



Ipswich QLD  
 Race 6: CHINA GEMMELL MEMORIAL Class 1 Handicap - 1700m  
 30 May 2026 - 2:54PM

Track Rating: Heavy 9, Weather: Fine, Rail Position: +9m Entire Circuit



Field Times (Race Tempo)      1:46.51 (0:08.47)      1:38.04 (0:11.32)      1:26.72 (0:11.29)      1:15.42 (0:12.02)      1:03.41 (0:12.56)      0:50.84 (0:12.78)      0:38.06 (0:12.53)      0:25.53 (0:12.74)

Rank	TAB#	Horse	Overall Time	First 400m	Top Speed km/h (Section)	L1700	L1600	L1400	L1200	L1000	L800	L600	L400
	(BAR#)	Jockey	Margin (DT-W)	Last 600m	Fastest Section (Time)	Start - 1600	1600 - 1400	1400 - 1200	1200 - 1000	1000 - 800	800 - 600	600 - 400	400 - 200
11	17	Cafe Mocha	1:49.21	0:26.60	64.2 (1600-1400)	1:49.21	1:40.02 [11]	1:28.48 [11]	1:16.76 [11]	1:05.00 [11]	0:52.49 [11]	0:40.03 [11]	0:27.44 [10]
	(5)	Jason Taylor	15.8L (-2)	0:40.03	1600-1400 (0:11.53)	(0:09.19)	(0:11.53)	(0:11.73)	(0:11.76)	(0:12.50)	(0:12.46)	(0:12.58)	(0:13.33)

Scratched: Swing State (#1), Somethin In Orange (#3), Divas Reign (#12), He Is The Kiss (#13), Sistine Chapel (#15), Exceed The Sky (#16)

Report Created: Sat 30 May 2026

(Note: Races are conducted over an approximate distance as close as possible to the advertised distance, and recorded data may vary accordingly. Official times refer to race times only and do not include handicap times.)

[ ] Position in running at each section and finish    TAB# Saddle cloth number  
 -:-:- No data available at this section                BAR# Barrier/Gate Position  
 NA No data available                                        DNF Did not finish  
 DNT Did not track    DT-W Distance travelled compared to winner in metres

Fastest split  
 Fastest section

data processed by **TRIPLESDATA**



Ipswich QLD  
 Race 6: CHINA GEMMELL MEMORIAL Class 1 Handicap - 1700m  
 30 May 2026 - 2:54PM



Track Rating: Heavy 9, Weather: Fine, Rail Position: +9m Entire Circuit

Field Times 0:12.80  
 (Race Tempo) (0:12.80)

Rank	TAB#	Horse	Overall Time	First 400m	Top Speed km/h (Section)	L200									
	(BAR#)	Jockey	Margin (DT-W)	Last 600m	Fastest Section (Time)	200 - Finish									
1	2	Jemoma Alpilege	1:46.51	0:26.54	64.2 (1600-1400)	0:12.63 [3]									
	(10)	Bella Youngberry		0:37.59	1600-1400 (0:11.57)	(0:12.63)									
2	4	Cansort	1:46.54	0:26.31	65.5 (1600-1400)	0:12.60 [4]									
	(8)	Danny Peisley	0.2L (-3)	0:37.39	1600-1400 (0:11.35)	(0:12.60)									
3	9	Prestige Ice	1:46.58	0:25.73	64.3 (1600-1400)	0:12.87 [1]									
	(1)	Damien Boche	0.4L (-1)	0:38.00	1600-1400 (0:11.34)	(0:12.87)									
4	10	Ready To Drink	1:46.76	0:26.31	63.8 (1600-1400)	0:12.73 [6]									
	(9)	Benjamin Osmond	1.5L (-3)	0:37.61	1600-1400 (0:11.62)	(0:12.73)									
5	14	Heroic Beach	1:47.19	0:26.03	64.3 (1600-1400)	0:13.04 [7]									
	(6)	Fred Larson	4.0L (-8)	0:38.28	1600-1400 (0:11.45)	(0:13.04)									
6	6	Jotopeli	1:47.21	0:25.42	64.8 (1400-1200)	0:13.38 [2]									
	(3)	Boris Thornton	4.1L (-5)	0:38.76	1400-1200 (0:11.23)	(0:13.38)									
7	11	Wexford Miss	1:47.87	0:25.97	63.8 (1600-1400)	0:13.90 [5]									
	(7)	Olivia Kendal	8.0L (-2)	0:39.19	1600-1400 (0:11.51)	(0:13.90)									
8	8	Hideout	1:47.93	0:25.68	64.0 (1400-1200)	0:13.40 [10]									
	(2)	Charlie Bennett	8.3L (-3)	0:39.23	1400-1200 (0:11.39)	(0:13.40)									
9	7	Southoftheborder	1:48.24	0:26.06	64.0 (1400-1200)	0:13.74 [9]									
	(4)	Chris Meehan	10.1L (-2)	0:39.29	1400-1200 (0:11.50)	(0:13.74)									
10	5	Sinatra	1:48.83	0:25.47	65.9 (1600-1400)	0:14.60 [8]									
	(11)	Nick Heywood	13.6L (+2)	0:40.30	1600-1400 (0:11.24)	(0:14.60)									

Scratched: Swing State (#1), Somethin In Orange (#3), Divas Reign (#12), He Is The Kiss (#13), Sistine Chapel (#15), Exceed The Sky (#16)

Report Created: Sat 30 May 2026

(Note: Races are conducted over an approximate distance as close as possible to the advertised distance, and recorded data may vary accordingly. Official times refer to race times only and do not include handicap times.)

[ ] Position in running at each section and finish  
 TAB# Saddle cloth number  
 -:--:-- No data available at this section  
 NA No data available  
 DNT Did not track

BAR# Barrier/Gate Position  
 DNF Did not finish  
 DT-W Distance travelled compared to winner in metres

Fastest split  
 Fastest section

data processed by TRIPLESDATA



Ipswich QLD  
 Race 6: CHINA GEMMELL MEMORIAL Class 1 Handicap - 1700m  
 30 May 2026 - 2:54PM



Track Rating: Heavy 9, Weather: Fine, Rail Position: +9m Entire Circuit

Field Times 0:12.80  
 (Race Tempo) (0:12.80)

Rank	TAB#	Horse	Overall Time	First 400m	Top Speed km/h (Section)	L200							
	(BAR#)	Jockey	Margin (DT-W)	Last 600m	Fastest Section (Time)	200 - Finish							
11	17	Cafe Mocha	1:49.21	0:26.60	64.2 (1600-1400)	0:14.12 [11]							
	(5)	Jason Taylor	15.8L (-2)	0:40.03	1600-1400 (0:11.53)	(0:14.12)							

Scratched: Swing State (#1), Somethin In Orange (#3), Divas Reign (#12), He Is The Kiss (#13), Sistine Chapel (#15), Exceed The Sky (#16)

Report Created: Sat 30 May 2026

(Note: Races are conducted over an approximate distance as close as possible to the advertised distance, and recorded data may vary accordingly. Official times refer to race times only and do not include handicap times.)

[ ] Position in running at each section and finish  
 TAB# Saddle cloth number  
 -:-:- No data available at this section  
 BAR# Barrier/Gate Position  
 NA No data available  
 DNF Did not finish  
 DNT Did not track  
 DT-W Distance travelled compared to winner in metres

Fastest split  
 Fastest section

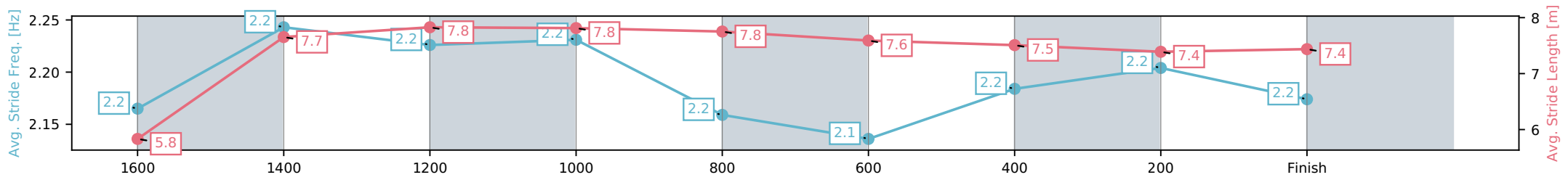
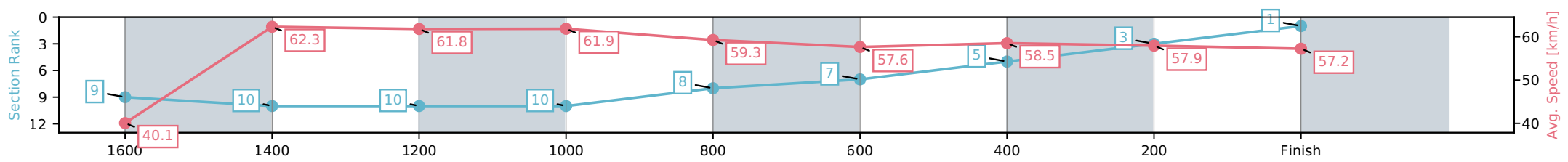
Horse/Jockey Name	Jemoma Alplage/Bella Youngberry
Finish Rank	1
Fastest Section Time (Section)	0:11.57 (1600-1400)
Top Speed [km/h] (Section)	64.2 (1600-1400)
Race State	Finished



Ipswich QLD --Professional-2026-05-30  
 Race 6: CHINA GEMMELL MEMORIAL Class 1 Handicap - 1700m  
 30 May 2026 - 2:54PM  
 Track Rating: Heavy 9, Weather: Fine, Rail Position: +9m Entire Circuit



Section	L1700	L1600	L1400	L1200	L1000	L800	L600	L400	L200
Section Times	1:46.51 (0:09.10)	1:37.41 [9] (0:11.57)	1:25.84 [10] (0:11.73)	1:14.11 [10] (0:11.71)	1:02.39 [10] (0:12.21)	0:50.18 [8] (0:12.59)	0:37.59 [7] (0:12.39)	0:25.20 [5] (0:12.57)	0:12.63 [3] (0:12.63)
Average Speed [km/h]	40.1	62.3	61.8	61.9	59.3	57.6	58.5	57.9	57.2
Top Speed [km/h]	55.3	64.2	62.8	63.4	61.0	58.4	59.1	59.0	58.1
Avg. Dist. to Rail [m]	8.8	2.0	1.6	1.9	1.5	2.1	1.8	4.3	5.2
Avg. Stride Freq. [Hz]	2.2	2.2	2.2	2.2	2.2	2.1	2.2	2.2	2.2
Avg. Stride Length [m]	5.8	7.7	7.8	7.8	7.8	7.6	7.5	7.4	7.4



[ ] Ranking at each section and finish  
 -:-:- No data available at this section  
 NA No data available

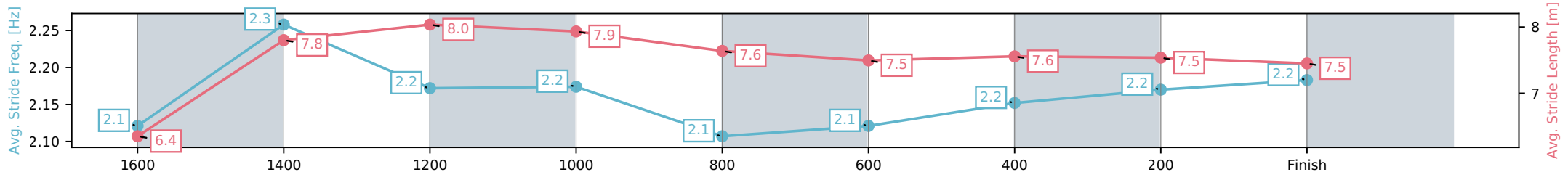
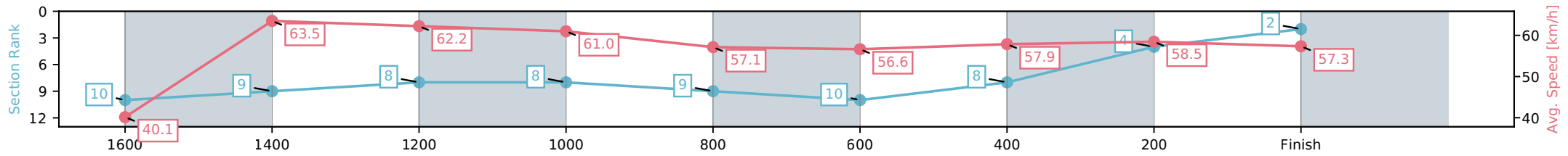
Horse/Jockey Name	Cansort/Danny Peisley
Finish Rank	2
Fastest Section Time (Section)	0:11.35 (1600-1400)
Top Speed [km/h] (Section)	65.5 (1600-1400)
Race State	Finished



Ipswich QLD --Professional-2026-05-30  
 Race 6: CHINA GEMMELL MEMORIAL Class 1 Handicap - 1700m  
 30 May 2026 - 2:54PM  
 Track Rating: Heavy 9, Weather: Fine, Rail Position: +9m Entire Circuit



Section	L1700	L1600	L1400	L1200	L1000	L800	L600	L400	L200
Section Times	1:46.54 (0:09.14)	1:37.40 [10] (0:11.35)	1:26.04 [9] (0:11.58)	1:14.46 [8] (0:11.82)	1:02.64 [8] (0:12.56)	0:50.08 [9] (0:12.69)	0:37.39 [10] (0:12.42)	0:24.97 [8] (0:12.37)	0:12.60 [4] (0:12.60)
Average Speed [km/h]	40.1	63.5	62.2	61.0	57.1	56.6	57.9	58.5	57.3
Top Speed [km/h]	57.6	65.5	63.4	62.7	58.7	57.9	58.6	60.6	58.7
Avg. Dist. to Rail [m]	7.5	1.2	0.3	0.5	1.0	0.4	0.4	2.1	2.1
Avg. Stride Freq. [Hz]	2.1	2.3	2.2	2.2	2.1	2.1	2.2	2.2	2.2
Avg. Stride Length [m]	6.4	7.8	8.0	7.9	7.6	7.5	7.6	7.5	7.5



[ ] Ranking at each section and finish  
 -:-:- No data available at this section  
 NA No data available

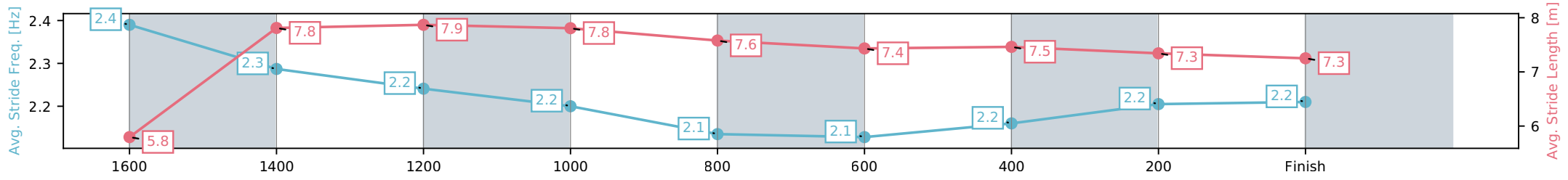
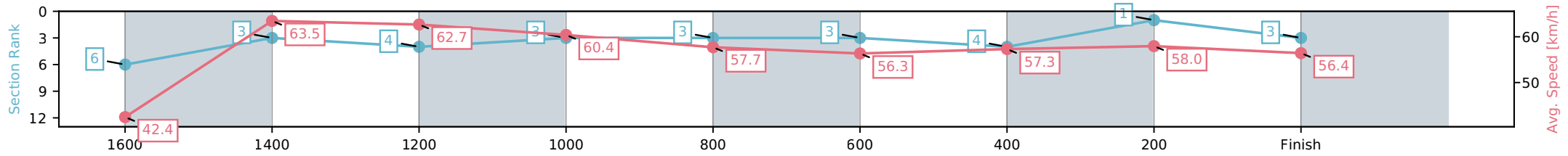
Horse/Jockey Name	Prestige Ice/Damien Boche
Finish Rank	3
Fastest Section Time (Section)	0:11.34 (1600-1400)
Top Speed [km/h] (Section)	64.3 (1600-1400)
Race State	Finished



Ipswich QLD --Professional-2026-05-30  
 Race 6: CHINA GEMMELL MEMORIAL Class 1 Handicap - 1700m  
 30 May 2026 - 2:54PM  
 Track Rating: Heavy 9, Weather: Fine, Rail Position: +9m Entire Circuit



Section	L1700	L1600	L1400	L1200	L1000	L800	L600	L400	L200
Section Times	1:46.58 (0:08.65)	1:37.93 [6] (0:11.34)	1:26.59 [3] (0:11.49)	1:15.10 [4] (0:11.93)	1:03.17 [3] (0:12.43)	0:50.74 [3] (0:12.74)	0:38.00 [3] (0:12.57)	0:25.42 [4] (0:12.56)	0:12.87 [1] (0:12.87)
Average Speed [km/h]	42.4	63.5	62.7	60.4	57.7	56.3	57.3	58.0	56.4
Top Speed [km/h]	63.1	64.3	63.1	62.7	58.3	57.4	58.2	59.8	58.7
Avg. Dist. to Rail [m]	1.9	0.6	0.2	0.3	1.3	0.7	0.5	3.0	2.5
Avg. Stride Freq. [Hz]	2.4	2.3	2.2	2.2	2.1	2.1	2.2	2.2	2.2
Avg. Stride Length [m]	5.8	7.8	7.9	7.8	7.6	7.4	7.5	7.3	7.3



[ ] Ranking at each section and finish  
 -:-:- No data available at this section  
 NA No data available

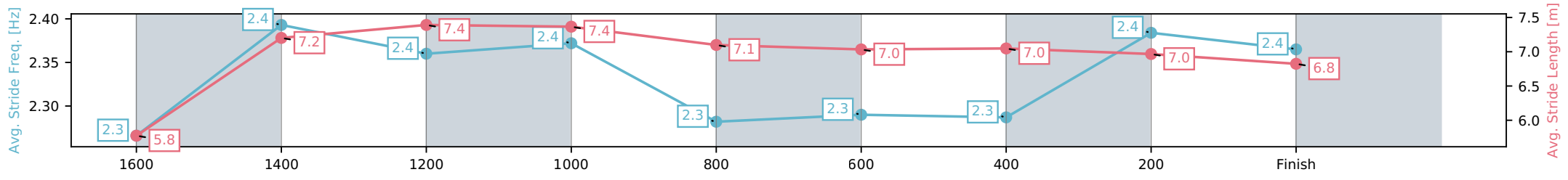
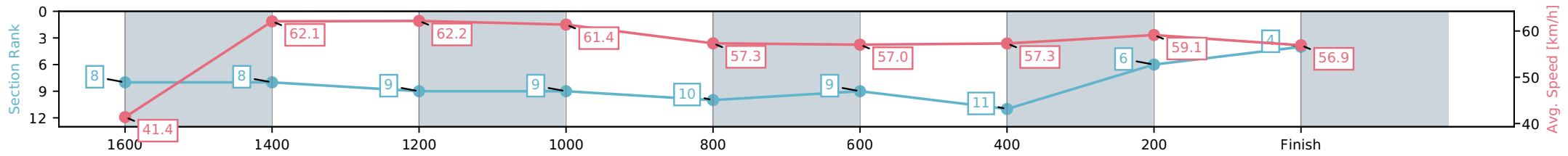
Horse/Jockey Name	Ready To Drink/Benjamin Osmond
Finish Rank	4
Fastest Section Time (Section)	0:11.62 (1600-1400)
Top Speed [km/h] (Section)	63.8 (1600-1400)
Race State	Finished



Ipswich QLD --Professional-2026-05-30  
 Race 6: CHINA GEMMELL MEMORIAL Class 1 Handicap - 1700m  
 30 May 2026 - 2:54PM  
 Track Rating: Heavy 9, Weather: Fine, Rail Position: +9m Entire Circuit



Section	L1700	L1600	L1400	L1200	L1000	L800	L600	L400	L200
Section Times	1:46.76 (0:08.85)	1:37.91 [8] (0:11.62)	1:26.30 [8] (0:11.62)	1:14.67 [9] (0:11.82)	1:02.86 [9] (0:12.57)	0:50.29 [10] (0:12.67)	0:37.62 [9] (0:12.64)	0:24.98 [11] (0:12.24)	0:12.73 [6] (0:12.73)
Average Speed [km/h]	41.4	62.1	62.2	61.4	57.3	57.0	57.3	59.1	56.9
Top Speed [km/h]	58.9	63.8	63.7	63.6	58.1	58.3	58.9	60.3	59.8
Avg. Dist. to Rail [m]	8.7	2.1	1.0	1.7	0.8	1.2	1.4	3.3	7.2
Avg. Stride Freq. [Hz]	2.3	2.4	2.4	2.4	2.3	2.3	2.3	2.4	2.4
Avg. Stride Length [m]	5.8	7.2	7.4	7.4	7.1	7.0	7.0	7.0	6.8



[ ] Ranking at each section and finish  
 -:-:- No data available at this section  
 NA No data available

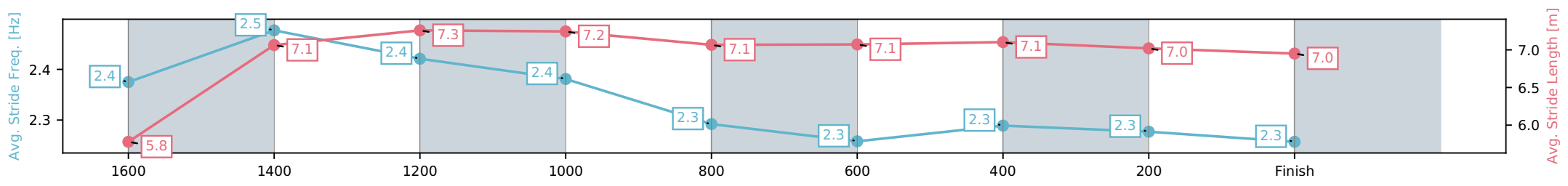
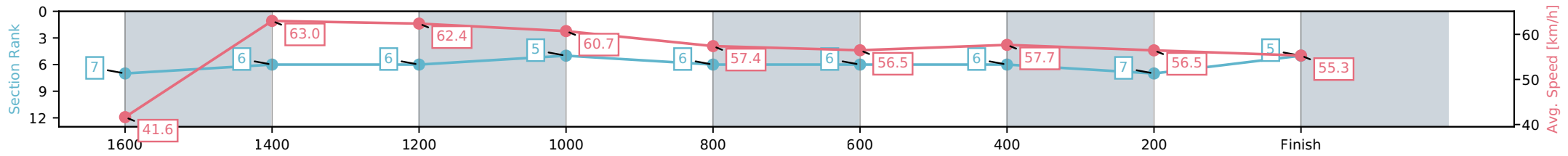
Horse/Jockey Name	Heroic Beach/Fred Larson
Finish Rank	5
Fastest Section Time (Section)	0:11.45 (1600-1400)
Top Speed [km/h] (Section)	64.3 (1600-1400)
Race State	Finished



Ipswich QLD --Professional-2026-05-30  
 Race 6: CHINA GEMMELL MEMORIAL Class 1 Handicap - 1700m  
 30 May 2026 - 2:54PM  
 Track Rating: Heavy 9, Weather: Fine, Rail Position: +9m Entire Circuit



Section	L1700	L1600	L1400	L1200	L1000	L800	L600	L400	L200
Section Times	1:47.19 (0:08.77)	1:38.42 [7] (0:11.45)	1:26.97 [6] (0:11.55)	1:15.42 [6] (0:11.87)	1:03.55 [5] (0:12.52)	0:51.03 [6] (0:12.75)	0:38.28 [6] (0:12.46)	0:25.82 [6] (0:12.78)	0:13.04 [7] (0:13.04)
Average Speed [km/h]	41.6	63.0	62.4	60.7	57.4	56.5	57.7	56.5	55.3
Top Speed [km/h]	58.2	64.3	64.0	62.4	58.3	58.3	58.3	58.3	57.5
Avg. Dist. to Rail [m]	6.2	1.4	0.3	0.4	0.5	0.3	0.4	1.0	0.7
Avg. Stride Freq. [Hz]	2.4	2.5	2.4	2.4	2.3	2.3	2.3	2.3	2.3
Avg. Stride Length [m]	5.8	7.1	7.3	7.2	7.1	7.1	7.1	7.0	7.0



[ ] Ranking at each section and finish  
 -:-:- No data available at this section  
 NA No data available

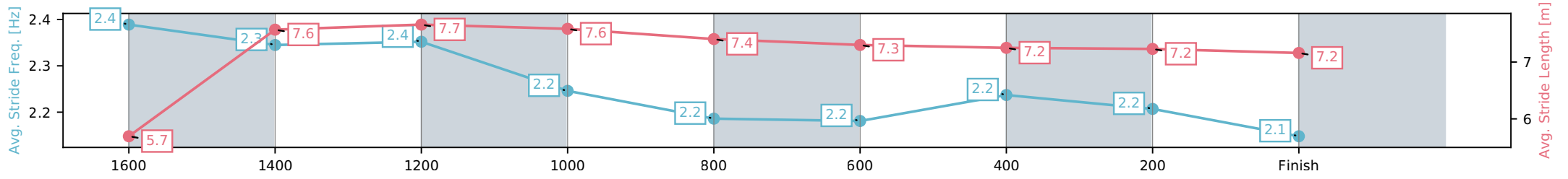
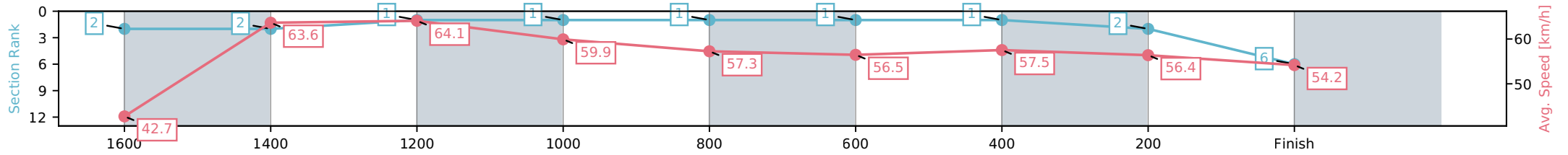
Horse/Jockey Name	Jotopeli/Boris Thornton
Finish Rank	6
Fastest Section Time (Section)	0:11.23 (1400-1200)
Top Speed [km/h] (Section)	64.8 (1400-1200)
Race State	Finished



Ipswich QLD --Professional-2026-05-30  
 Race 6: CHINA GEMMELL MEMORIAL Class 1 Handicap - 1700m  
 30 May 2026 - 2:54PM  
 Track Rating: Heavy 9, Weather: Fine, Rail Position: +9m Entire Circuit



Section	L1700	L1600	L1400	L1200	L1000	L800	L600	L400	L200
Section Times	1:47.21 (0:08.53)	1:38.68 [2] (0:11.33)	1:27.35 [2] (0:11.23)	1:16.12 [1] (0:12.02)	1:04.11 [1] (0:12.56)	0:51.54 [1] (0:12.78)	0:38.76 [1] (0:12.53)	0:26.23 [1] (0:12.85)	0:13.38 [2] (0:13.38)
Average Speed [km/h]	42.7	63.6	64.1	59.9	57.3	56.5	57.5	56.4	54.2
Top Speed [km/h]	60.8	64.6	64.8	62.6	58.1	56.9	58.1	57.5	55.4
Avg. Dist. to Rail [m]	3.8	2.1	0.4	0.3	0.4	0.7	0.7	1.7	1.2
Avg. Stride Freq. [Hz]	2.4	2.3	2.4	2.2	2.2	2.2	2.2	2.2	2.1
Avg. Stride Length [m]	5.7	7.6	7.7	7.6	7.4	7.3	7.2	7.2	7.2



[ ] Ranking at each section and finish  
 -:-:- No data available at this section  
 NA No data available

Horse/Jockey Name	Wexford Miss/Olivia Kendal
Finish Rank	7
Fastest Section Time (Section)	0:11.51 (1600-1400)
Top Speed [km/h] (Section)	63.8 (1600-1400)
Race State	Finished



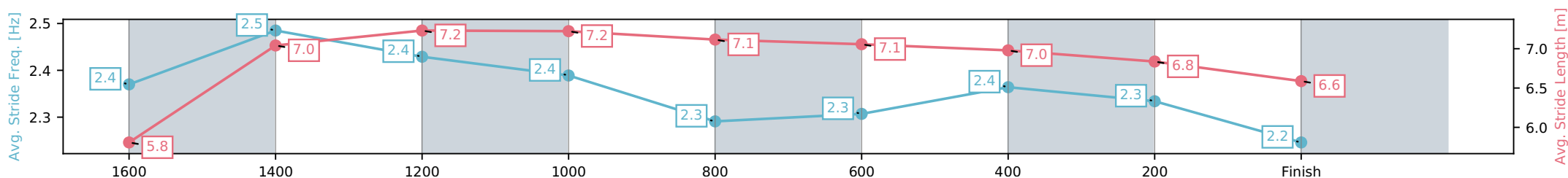
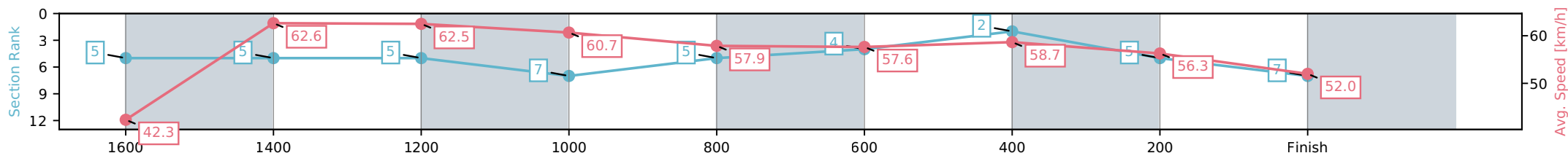
Ipswich QLD --Professional-2026-05-30  
 Race 6: CHINA GEMMELL MEMORIAL Class 1 Handicap - 1700m

30 May 2026 - 2:54PM



Track Rating: Heavy 9, Weather: Fine, Rail Position: +9m Entire Circuit

Section	L1700	L1600	L1400	L1200	L1000	L800	L600	L400	L200
Section Times	1:47.87 (0:08.62)	1:39.25 [5] (0:11.51)	1:27.74 [5] (0:11.59)	1:16.14 [5] (0:11.96)	1:04.19 [7] (0:12.46)	0:51.73 [5] (0:12.54)	0:39.19 [4] (0:12.34)	0:26.84 [2] (0:12.95)	0:13.90 [5] (0:13.90)
Average Speed [km/h]	42.3	62.6	62.5	60.7	57.9	57.6	58.7	56.3	52.0
Top Speed [km/h]	58.8	63.8	63.2	62.6	58.7	58.3	59.3	58.3	54.9
Avg. Dist. to Rail [m]	7.1	3.0	1.5	1.9	0.8	1.3	1.3	3.6	4.2
Avg. Stride Freq. [Hz]	2.4	2.5	2.4	2.4	2.3	2.3	2.4	2.3	2.2
Avg. Stride Length [m]	5.8	7.0	7.2	7.2	7.1	7.1	7.0	6.8	6.6



- [ ] Ranking at each section and finish
- :-:- No data available at this section
- NA No data available

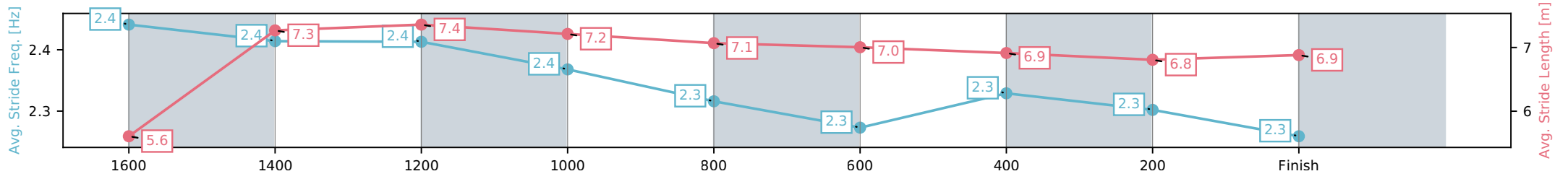
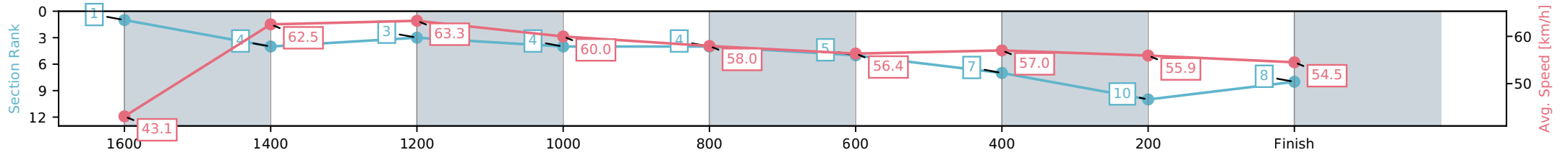
Horse/Jockey Name	Hideout/Charlie Bennett
Finish Rank	8
Fastest Section Time (Section)	0:11.39 (1400-1200)
Top Speed [km/h] (Section)	64.0 (1400-1200)
Race State	Finished



Ipswich QLD --Professional-2026-05-30  
 Race 6: CHINA GEMMELL MEMORIAL Class 1 Handicap - 1700m  
 30 May 2026 - 2:54PM  
 Track Rating: Heavy 9, Weather: Fine, Rail Position: +9m Entire Circuit



Section	L1700	L1600	L1400	L1200	L1000	L800	L600	L400	L200
Section Times	1:47.93 (0:08.47)	1:39.46 [1] (0:11.52)	1:27.93 [4] (0:11.39)	1:16.54 [3] (0:12.07)	1:04.47 [4] (0:12.43)	0:52.04 [4] (0:12.81)	0:39.22 [5] (0:12.72)	0:26.51 [7] (0:13.11)	0:13.40 [10] (0:13.40)
Average Speed [km/h]	43.1	62.5	63.3	60.0	58.0	56.4	57.0	55.9	54.5
Top Speed [km/h]	61.5	63.3	64.0	62.6	59.5	57.4	58.2	57.0	57.0
Avg. Dist. to Rail [m]	1.6	0.4	0.6	1.3	0.5	0.8	1.6	4.6	3.3
Avg. Stride Freq. [Hz]	2.4	2.4	2.4	2.4	2.3	2.3	2.3	2.3	2.3
Avg. Stride Length [m]	5.6	7.3	7.4	7.2	7.1	7.0	6.9	6.8	6.9



[ ] Ranking at each section and finish  
 -:-:- No data available at this section  
 NA No data available

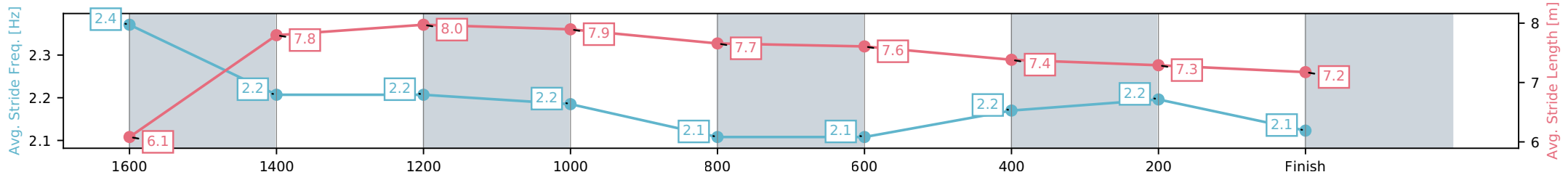
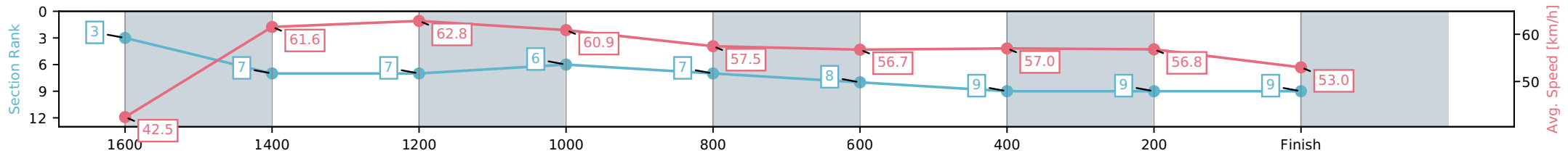
Horse/Jockey Name	Southoftheborder/Chris Meehan
Finish Rank	9
Fastest Section Time (Section)	0:11.50 (1400-1200)
Top Speed [km/h] (Section)	64.0 (1400-1200)
Race State	Finished



Ipswich QLD --Professional-2026-05-30  
 Race 6: CHINA GEMMELL MEMORIAL Class 1 Handicap - 1700m  
 30 May 2026 - 2:54PM  
 Track Rating: Heavy 9, Weather: Fine, Rail Position: +9m Entire Circuit



Section	L1700	L1600	L1400	L1200	L1000	L800	L600	L400	L200
Section Times	1:48.24 (0:08.55)	1:39.69 [3] (0:11.72)	1:27.97 [7] (0:11.50)	1:16.46 [7] (0:11.90)	1:04.57 [6] (0:12.54)	0:52.03 [7] (0:12.73)	0:39.30 [8] (0:12.68)	0:26.61 [9] (0:12.87)	0:13.74 [9] (0:13.74)
Average Speed [km/h]	42.5	61.6	62.8	60.9	57.5	56.7	57.0	56.8	53.0
Top Speed [km/h]	59.0	62.5	64.0	62.9	59.1	59.0	57.8	57.9	56.7
Avg. Dist. to Rail [m]	5.9	2.9	1.1	1.7	0.7	0.9	0.9	5.0	5.2
Avg. Stride Freq. [Hz]	2.4	2.2	2.2	2.2	2.1	2.1	2.2	2.2	2.1
Avg. Stride Length [m]	6.1	7.8	8.0	7.9	7.7	7.6	7.4	7.3	7.2



[ ] Ranking at each section and finish  
 -:-:- No data available at this section  
 NA No data available

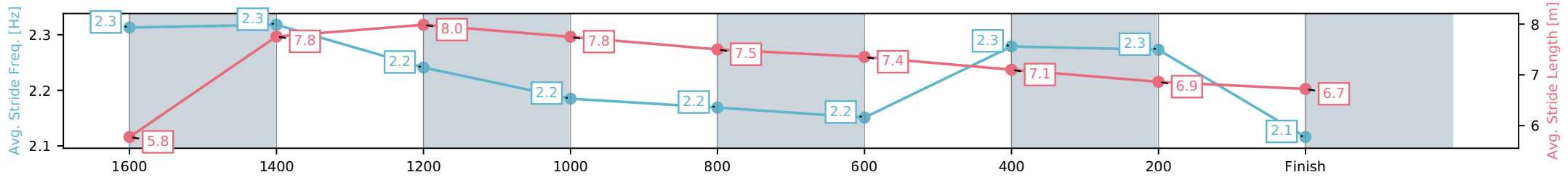
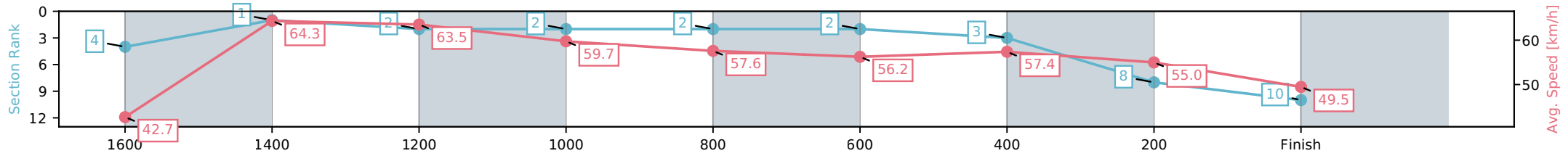
Horse/Jockey Name	Sinatra/Nick Heywood
Finish Rank	10
Fastest Section Time (Section)	0:11.24 (1600-1400)
Top Speed [km/h] (Section)	65.9 (1600-1400)
Race State	Finished



Ipswich QLD --Professional-2026-05-30  
 Race 6: CHINA GEMMELL MEMORIAL Class 1 Handicap - 1700m  
 30 May 2026 - 2:54PM  
 Track Rating: Heavy 9, Weather: Fine, Rail Position: +9m Entire Circuit



Section	L1700	L1600	L1400	L1200	L1000	L800	L600	L400	L200
Section Times	1:48.83 (0:08.55)	1:40.28 [4] (0:11.24)	1:29.04 [1] (0:11.41)	1:17.62 [2] (0:12.12)	1:05.50 [2] (0:12.45)	0:53.05 [2] (0:12.76)	0:40.29 [2] (0:12.54)	0:27.75 [3] (0:13.16)	0:14.60 [8] (0:14.60)
Average Speed [km/h]	42.7	64.3	63.5	59.7	57.6	56.2	57.4	55.0	49.5
Top Speed [km/h]	61.4	65.9	64.6	61.9	58.5	57.1	58.1	56.1	53.3
Avg. Dist. to Rail [m]	10.6	6.1	1.7	1.4	1.2	0.7	0.5	1.6	2.6
Avg. Stride Freq. [Hz]	2.3	2.3	2.2	2.2	2.2	2.2	2.3	2.3	2.1
Avg. Stride Length [m]	5.8	7.8	8.0	7.8	7.5	7.4	7.1	6.9	6.7



[ ] Ranking at each section and finish  
 -:-:- No data available at this section  
 NA No data available

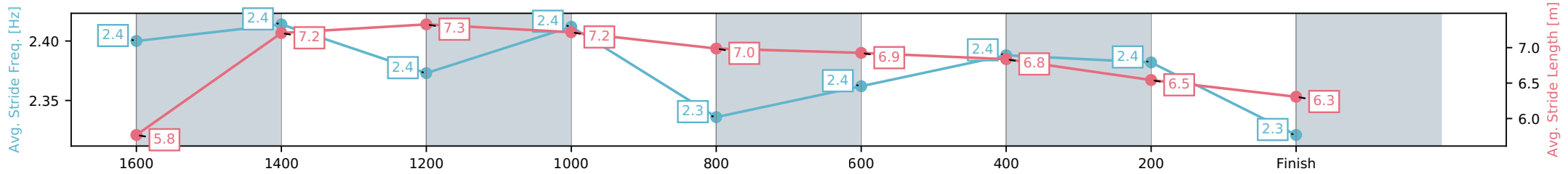
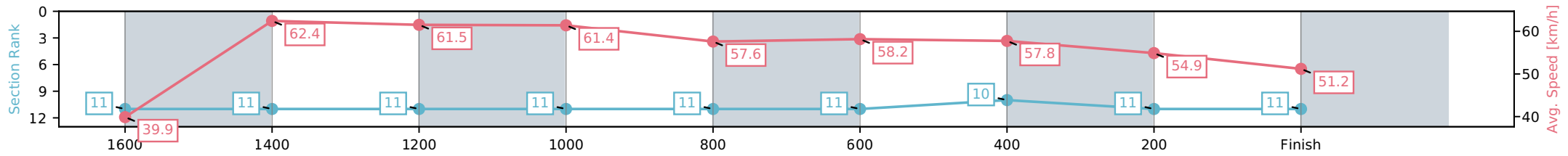
Horse/Jockey Name	Cafe Mocha/Jason Taylor
Finish Rank	11
Fastest Section Time (Section)	0:11.53 (1600-1400)
Top Speed [km/h] (Section)	64.2 (1600-1400)
Race State	Finished



Ipswich QLD --Professional-2026-05-30  
 Race 6: CHINA GEMMELL MEMORIAL Class 1 Handicap - 1700m  
 30 May 2026 - 2:54PM  
 Track Rating: Heavy 9, Weather: Fine, Rail Position: +9m Entire Circuit



Section	L1700	L1600	L1400	L1200	L1000	L800	L600	L400	L200
Section Times	1:49.21 (0:09.19)	1:40.02 [11] (0:11.53)	1:28.48 [11] (0:11.73)	1:16.76 [11] (0:11.76)	1:05.00 [11] (0:12.50)	0:52.49 [11] (0:12.46)	0:40.03 [11] (0:12.58)	0:27.44 [10] (0:13.33)	0:14.12 [11] (0:14.12)
Average Speed [km/h]	39.9	62.4	61.5	61.4	57.6	58.2	57.8	54.9	51.2
Top Speed [km/h]	58.4	64.2	62.4	62.6	59.8	59.0	58.5	57.1	53.9
Avg. Dist. to Rail [m]	3.9	0.8	0.4	0.9	0.4	1.9	2.3	5.0	5.3
Avg. Stride Freq. [Hz]	2.4	2.4	2.4	2.4	2.3	2.4	2.4	2.4	2.3
Avg. Stride Length [m]	5.8	7.2	7.3	7.2	7.0	6.9	6.8	6.5	6.3



[ ] Ranking at each section and finish  
 -:-:- No data available at this section  
 NA No data available



Ipswich QLD  
 Race 7: GORDON'S GIN BENCHMARK 68 Handicap - 2200m  
 30 May 2026 - 3:29PM



Track Rating: Heavy 9, Weather: Fine, Rail Position: +9m Entire Circuit

Field Times (Race Tempo)      2:19.83 (0:14.35)    2:05.48 (0:11.57)    1:53.91 (0:12.41)    1:41.50 (0:12.85)    1:28.65 (0:13.37)    1:15.28 (0:13.06)    1:02.22 (0:12.75)    0:49.47 (0:12.87)

Rank	TAB#	Horse	Overall Time	First 400m	Top Speed km/h (Section)	L2200	L2000	L1800	L1600	L1400	L1200	L1000	L800
	(BAR#)	Jockey	Margin (DT-W)	Last 600m	Fastest Section (Time)	Start - 2000	2000 - 1800	1800 - 1600	1600 - 1400	1400 - 1200	1200 - 1000	1000 - 800	800 - 600
1	1	Pulveriser	2:19.83	0:25.92	63.6 (2000-1800)	2:19.83	2:05.44 [2]	1:53.91 [1]	1:41.50 [1]	1:28.65 [1]	1:15.28 [1]	1:02.22 [1]	0:49.47 [1]
	(3)	Bella Youngberry		0:36.60	2000-1800 (0:11.54)	(0:14.38)	(0:11.54)	(0:12.41)	(0:12.85)	(0:13.37)	(0:13.06)	(0:12.75)	(0:12.87)
2	5	Trump Card	2:20.62	0:26.36	63.4 (2000-1800)	2:20.62	2:05.92 [4]	1:54.25 [4]	1:41.76 [3]	1:28.80 [2]	1:15.70 [3]	1:02.55 [3]	0:49.60 [2]
	(1)	Jag Guthmann-Chester	4.6L (+11)	0:37.02	2000-1800 (0:11.66)	(0:14.70)	(0:11.66)	(0:12.50)	(0:12.96)	(0:13.10)	(0:13.15)	(0:12.95)	(0:12.59)
3	4	Thebarberofseville	2:20.92	0:26.57	62.3 (2200 - 2000)	2:20.92	2:06.20 [5]	1:54.34 [6]	1:41.42 [7]	1:28.42 [7]	1:15.30 [7]	1:02.14 [7]	0:49.22 [8]
	(10)	Fred Larson	6.4L (+0)	0:37.01	2000-1800 (0:11.85)	(0:14.72)	(0:11.85)	(0:12.92)	(0:13.00)	(0:13.13)	(0:13.16)	(0:12.92)	(0:12.22)
4	8	Sacred Bull	2:20.96	0:27.28	62.9 (2000-1800)	2:20.96	2:05.27 [11]	1:53.68 [11]	1:41.06 [10]	1:28.18 [9]	1:15.12 [9]	1:01.93 [9]	0:49.08 [10]
	(11)	Micheal Hellyer	6.6L (-1)	0:36.86	2000-1800 (0:11.59)	(0:15.69)	(0:11.59)	(0:12.62)	(0:12.88)	(0:13.07)	(0:13.19)	(0:12.84)	(0:12.21)
5	7	Kalkanli	2:20.96	0:26.52	62.7 (2000-1800)	2:20.96	2:06.23 [6]	1:54.44 [5]	1:41.66 [6]	1:28.62 [6]	1:15.52 [6]	1:02.39 [6]	0:49.47 [5]
	(2)	Boris Thornton	6.6L (-2)	0:37.26	2000-1800 (0:11.79)	(0:14.73)	(0:11.79)	(0:12.78)	(0:13.04)	(0:13.10)	(0:13.13)	(0:12.92)	(0:12.20)
6	6	Farwest	2:21.03	0:26.94	63.8 (2000-1800)	2:21.03	2:05.63 [9]	1:54.09 [9]	1:41.21 [9]	1:28.17 [10]	1:15.02 [10]	1:01.90 [10]	0:49.08 [11]
	(9)	Jett Newman	7.0L (-2)	0:36.83	2000-1800 (0:11.54)	(0:15.40)	(0:11.54)	(0:12.89)	(0:13.04)	(0:13.15)	(0:13.12)	(0:12.82)	(0:12.25)
7	9	Tuki Twelve	2:21.13	0:26.22	62.8 (2000-1800)	2:21.13	2:06.66 [3]	1:54.91 [3]	1:42.19 [4]	1:29.12 [4]	1:16.06 [4]	1:02.89 [4]	0:49.94 [4]
	(6)	Adin Thompson	7.6L (-7)	0:37.45	2000-1800 (0:11.75)	(0:14.47)	(0:11.75)	(0:12.72)	(0:13.07)	(0:13.06)	(0:13.17)	(0:12.95)	(0:12.48)
8	11	Sunny Disposition	2:21.56	0:26.13	64.0 (2200 - 2000)	2:21.56	2:07.21 [1]	1:55.42 [2]	1:42.89 [2]	1:29.71 [3]	1:16.75 [2]	1:03.57 [2]	0:50.47 [3]
	(7)	Damien Boche	10.2L (+2)	0:37.88	2000-1800 (0:11.78)	(0:14.35)	(0:11.78)	(0:12.54)	(0:13.18)	(0:12.96)	(0:13.18)	(0:13.10)	(0:12.59)
9	14	Crimson Spirit	2:21.68	0:26.70	64.0 (2200 - 2000)	2:21.68	2:06.78 [7]	1:54.99 [7]	1:42.08 [8]	1:29.13 [8]	1:16.02 [8]	1:02.87 [8]	0:50.03 [7]
	(8)	Jason Taylor	10.9L (+1)	0:37.75	2000-1800 (0:11.80)	(0:14.90)	(0:11.80)	(0:12.91)	(0:12.94)	(0:13.11)	(0:13.15)	(0:12.84)	(0:12.28)
10	2	Malecon	2:21.90	0:26.76	62.9 (2000-1800)	2:21.90	2:06.93 [8]	1:55.14 [8]	1:42.64 [5]	1:29.64 [5]	1:16.51 [5]	1:03.36 [5]	0:50.36 [6]
	(4)	Benjamin Osmond	12.2L (+21)	0:37.85	2000-1800 (0:11.79)	(0:14.97)	(0:11.79)	(0:12.50)	(0:13.00)	(0:13.13)	(0:13.15)	(0:13.01)	(0:12.51)

Scratched: Whatjeudoin' (#10), Bright The Sun (#12), Likeabeel (#13), Smelter (#15)

Report Created: Sat 30 May 2026

(Note: Races are conducted over an approximate distance as close as possible to the advertised distance, and recorded data may vary accordingly. Official times refer to race times only and do not include handicap times.)

[ ] Position in running at each section and finish  
 TAB# Saddle cloth number  
 -:--:-- No data available at this section  
 BAR# Barrier/Gate Position  
 NA No data available  
 DNF Did not finish  
 DNT Did not track  
 DT-W Distance travelled compared to winner in metres

Fastest split  
 Fastest section

data processed by TRIPLESDATA



Ipswich QLD  
 Race 7: GORDON'S GIN BENCHMARK 68 Handicap - 2200m  
 30 May 2026 - 3:29PM



Track Rating: Heavy 9, Weather: Fine, Rail Position: +9m Entire Circuit

Field Times (Race Tempo)      2:19.83 (0:14.35)      2:05.48 (0:11.57)      1:53.91 (0:12.41)      1:41.50 (0:12.85)      1:28.65 (0:13.37)      1:15.28 (0:13.06)      1:02.22 (0:12.75)      0:49.47 (0:12.87)

Rank	TAB# (BAR#)	Horse Jockey	Overall Time Margin (DT-W)	First 400m Last 600m	Top Speed km/h (Section) Fastest Section (Time)	L2200	L2000	L1800	L1600	L1400	L1200	L1000	L800
						Start - 2000	2000 - 1800	1800 - 1600	1600 - 1400	1400 - 1200	1200 - 1000	1000 - 800	800 - 600
11	3	Picko Rocks	2:22.04	0:27.08	63.1 (2000-1800)	2:22.04	2:06.58 [10]	1:54.96 [10]	1:41.94 [11]	1:28.92 [11]	1:15.79 [11]	1:02.83 [11]	0:50.34 [9]
	(5)	Tiffani Brooker	13.0L (+5)	0:37.99	2000-1800 (0:11.62)	(0:15.46)	(0:11.62)	(0:13.02)	(0:13.01)	(0:13.14)	(0:12.96)	(0:12.50)	(0:12.36)

Scratched: Whatjeudoin' (#10), Bright The Sun (#12), Likeabeel (#13), Smelter (#15)

Report Created: Sat 30 May 2026

(Note: Races are conducted over an approximate distance as close as possible to the advertised distance, and recorded data may vary accordingly. Official times refer to race times only and do not include handicap times.)

[ ] Position in running at each section and finish      TAB# Saddle cloth number  
 -:-:- No data available at this section      BAR# Barrier/Gate Position  
 NA No data available      DNF Did not finish  
 DNT Did not track      DT-W Distance travelled compared to winner in metres

Fastest split  
 Fastest section



Ipswich QLD  
 Race 7: GORDON'S GIN BENCHMARK 68 Handicap - 2200m  
 30 May 2026 - 3:29PM



Track Rating: Heavy 9, Weather: Fine, Rail Position: +9m Entire Circuit

Field Times (Race Tempo)      0:36.60 (0:12.25)      0:24.35 (0:12.24)      0:12.11 (0:12.11)

Rank	TAB#	Horse	Overall Time	First 400m	Top Speed km/h (Section)	L600	L400	L200					
	(BAR#)	Jockey	Margin (DT-W)	Last 600m	Fastest Section (Time)	600 - 400	400 - 200	200 - Finish					
1	1	Pulveriser	2:19.83	0:25.92	63.6 (2000-1800)	0:36.60 [1]	0:24.35 [1]	0:12.11 [1]					
	(3)	Bella Youngberry		0:36.60	2000-1800 (0:11.54)	(0:12.25)	(0:12.24)	(0:12.11)					
2	5	Trump Card	2:20.62	0:26.36	63.4 (2000-1800)	0:37.01 [2]	0:24.86 [4]	0:12.51 [2]					
	(1)	Jag Guthmann-Chester	4.6L (+11)	0:37.02	2000-1800 (0:11.66)	(0:12.15)	(0:12.36)	(0:12.51)					
3	4	Thebarberofseville	2:20.92	0:26.57	62.3 (2200 - 2000)	0:37.01 [6]	0:25.00 [6]	0:12.48 [5]					
	(10)	Fred Larson	6.4L (+0)	0:37.01	2000-1800 (0:11.85)	(0:12.01)	(0:12.52)	(0:12.48)					
4	8	Sacred Bull	2:20.96	0:27.28	62.9 (2000-1800)	0:36.87 [10]	0:24.76 [9]	0:12.45 [7]					
	(11)	Micheal Hellyer	6.6L (-1)	0:36.86	2000-1800 (0:11.59)	(0:12.11)	(0:12.30)	(0:12.45)					
5	7	Kalkanli	2:20.96	0:26.52	62.7 (2000-1800)	0:37.26 [5]	0:25.24 [3]	0:12.77 [3]					
	(2)	Boris Thornton	6.6L (-2)	0:37.26	2000-1800 (0:11.79)	(0:12.02)	(0:12.47)	(0:12.77)					
6	6	Farwest	2:21.03	0:26.94	63.8 (2000-1800)	0:36.83 [11]	0:24.86 [8]	0:12.56 [6]					
	(9)	Jett Newman	7.0L (-2)	0:36.83	2000-1800 (0:11.54)	(0:11.97)	(0:12.30)	(0:12.56)					
7	9	Tuki Twelve	2:21.13	0:26.22	62.8 (2000-1800)	0:37.46 [3]	0:25.41 [2]	0:12.70 [4]					
	(6)	Adin Thompson	7.6L (-7)	0:37.45	2000-1800 (0:11.75)	(0:12.04)	(0:12.71)	(0:12.70)					
8	11	Sunny Disposition	2:21.56	0:26.13	64.0 (2200 - 2000)	0:37.88 [4]	0:25.64 [5]	0:13.01 [8]					
	(7)	Damien Boche	10.2L (+2)	0:37.88	2000-1800 (0:11.78)	(0:12.24)	(0:12.63)	(0:13.01)					
9	14	Crimson Spirit	2:21.68	0:26.70	64.0 (2200 - 2000)	0:37.74 [7]	0:25.66 [7]	0:12.95 [9]					
	(8)	Jason Taylor	10.9L (+1)	0:37.75	2000-1800 (0:11.80)	(0:12.09)	(0:12.71)	(0:12.95)					
10	2	Malecon	2:21.90	0:26.76	62.9 (2000-1800)	0:37.85 [8]	0:25.59 [10]	0:12.91 [10]					
	(4)	Benjamin Osmond	12.2L (+21)	0:37.85	2000-1800 (0:11.79)	(0:12.26)	(0:12.68)	(0:12.91)					

Scratched: Whatjeudoin' (#10), Bright The Sun (#12), Likeabeel (#13), Smelter (#15)

Report Created: Sat 30 May 2026

(Note: Races are conducted over an approximate distance as close as possible to the advertised distance, and recorded data may vary accordingly. Official times refer to race times only and do not include handicap times.)

[ ] Position in running at each section and finish    TAB# Saddle cloth number  
 -:-:- No data available at this section                BAR# Barrier/Gate Position  
 NA No data available                                        DNF Did not finish  
 DNT Did not track    DT-W Distance travelled compared to winner in metres

Fastest split  
 Fastest section

data processed by TRIPLESDATA



Ipswich QLD  
 Race 7: GORDON'S GIN BENCHMARK 68 Handicap - 2200m  
 30 May 2026 - 3:29PM



Track Rating: Heavy 9, Weather: Fine, Rail Position: +9m Entire Circuit

Field Times                      0:36.60      0:24.35      0:12.11  
 (Race Tempo)                    (0:12.25)    (0:12.24)    (0:12.11)

Rank	TAB#	Horse	Overall Time	First 400m	Top Speed km/h (Section)	L600	L400	L200					
	(BAR#)	Jockey	Margin (DT-W)	Last 600m	Fastest Section (Time)	600 - 400	400 - 200	200 - Finish					
11	3	Picko Rocks	2:22.04	0:27.08	63.1 (2000-1800)	0:37.98 [9]	0:25.55 [11]	0:12.85 [11]					
	(5)	Tiffani Brooker	13.0L (+5)	0:37.99	2000-1800 (0:11.62)	(0:12.43)	(0:12.71)	(0:12.85)					

Scratched: Whatjeudoin' (#10), Bright The Sun (#12), Likeabeel (#13), Smelter (#15)

Report Created: Sat 30 May 2026

(Note: Races are conducted over an approximate distance as close as possible to the advertised distance, and recorded data may vary accordingly. Official times refer to race times only and do not include handicap times.)

[ ] Position in running at each section and finish    TAB# Saddle cloth number  
 -:-:- No data available at this section                BAR# Barrier/Gate Position  
 NA No data available                                        DNF Did not finish  
 DNT Did not track    DT-W Distance travelled compared to winner in metres

Fastest split  
 Fastest section

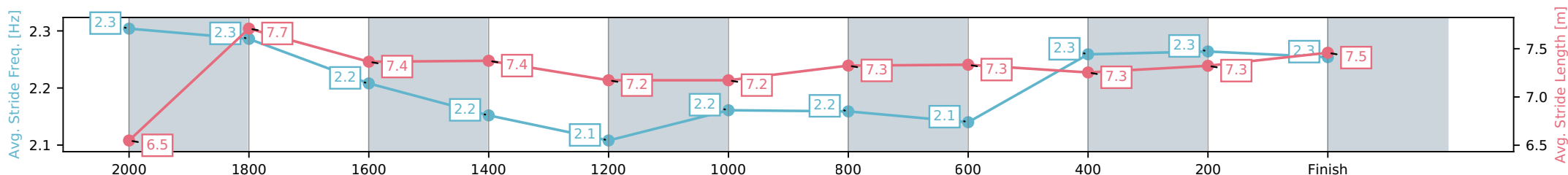
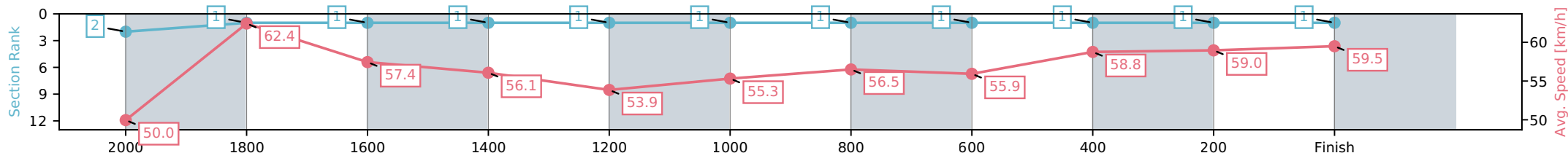
Horse/Jockey Name	Pulveriser/Bella Youngberry
Finish Rank	1
Fastest Section Time (Section)	0:11.54 (2000-1800)
Top Speed [km/h] (Section)	63.6 (2000-1800)
Race State	Finished



Ipswich QLD --Professional-2026-05-30  
 Race 7: GORDON'S GIN BENCHMARK 68 Handicap - 2200m  
 30 May 2026 - 3:29PM  
 Track Rating: Heavy 9, Weather: Fine, Rail Position: +9m Entire Circuit



Section	L2200	L2000	L1800	L1600	L1400	L1200	L1000	L800	L600	L400	L200
Section Times	2:19.83 (0:14.38)	2:05.44 [2] (0:11.54)	1:53.91 [1] (0:12.41)	1:41.50 [1] (0:12.85)	1:28.65 [1] (0:13.37)	1:15.28 [1] (0:13.06)	1:02.22 [1] (0:12.75)	0:49.47 [1] (0:12.87)	0:36.60 [1] (0:12.25)	0:24.35 [1] (0:12.24)	0:12.11 [1] (0:12.11)
Average Speed [km/h]	50.0	62.4	57.4	56.1	53.9	55.3	56.5	55.9	58.8	59.0	59.5
Top Speed [km/h]	63.6	63.6	59.8	58.0	54.5	56.1	57.1	57.2	59.5	59.9	60.1
Avg. Dist. to Rail [m]	3.0	0.9	1.0	0.2	0.4	0.9	0.4	0.3	0.2	0.9	0.6
Avg. Stride Freq. [Hz]	2.3	2.3	2.2	2.2	2.1	2.2	2.2	2.1	2.3	2.3	2.3
Avg. Stride Length [m]	6.5	7.7	7.4	7.4	7.2	7.2	7.3	7.3	7.3	7.3	7.5



[ ] Ranking at each section and finish  
 -:-:- No data available at this section  
 NA No data available

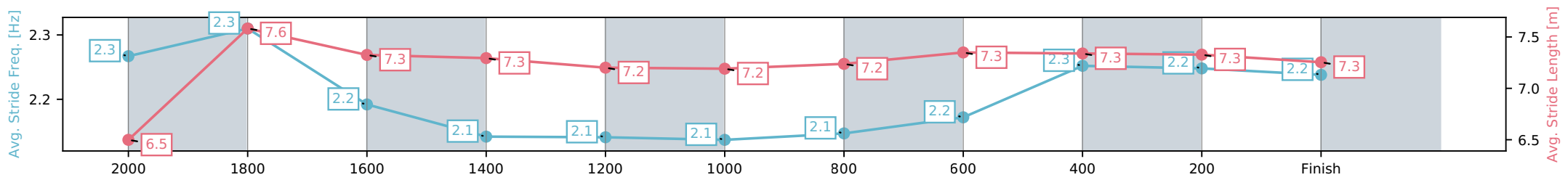
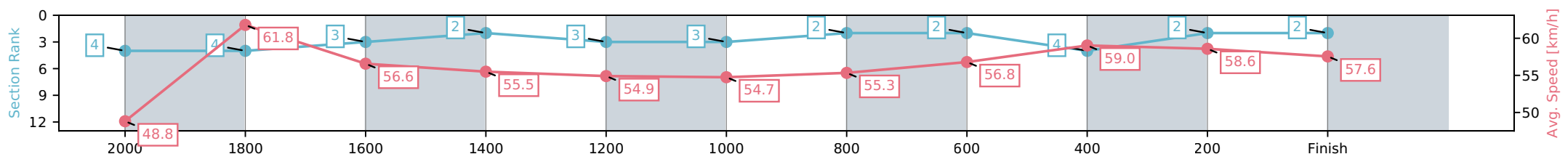
Horse/Jockey Name	Trump Card/Jag Guthmann-Chester
Finish Rank	2
Fastest Section Time (Section)	0:11.66 (2000-1800)
Top Speed [km/h] (Section)	63.4 (2000-1800)
Race State	Finished



Ipswich QLD --Professional-2026-05-30  
 Race 7: GORDON'S GIN BENCHMARK 68 Handicap - 2200m  
 30 May 2026 - 3:29PM  
 Track Rating: Heavy 9, Weather: Fine, Rail Position: +9m Entire Circuit



Section	L2200	L2000	L1800	L1600	L1400	L1200	L1000	L800	L600	L400	L200
Section Times	2:20.62 (0:14.70)	2:05.92 [4] (0:11.66)	1:54.25 [4] (0:12.50)	1:41.76 [3] (0:12.96)	1:28.80 [2] (0:13.10)	1:15.70 [3] (0:13.15)	1:02.55 [3] (0:12.95)	0:49.60 [2] (0:12.59)	0:37.01 [2] (0:12.15)	0:24.86 [4] (0:12.36)	0:12.51 [2] (0:12.51)
Average Speed [km/h]	48.8	61.8	56.6	55.5	54.9	54.7	55.3	56.8	59.0	58.6	57.6
Top Speed [km/h]	62.0	63.4	59.8	56.7	55.9	55.5	56.1	58.5	59.5	59.2	58.9
Avg. Dist. to Rail [m]	0.8	1.4	2.1	1.0	0.3	0.4	1.9	1.3	0.9	1.7	0.9
Avg. Stride Freq. [Hz]	2.3	2.3	2.2	2.1	2.1	2.1	2.1	2.2	2.3	2.2	2.2
Avg. Stride Length [m]	6.5	7.6	7.3	7.3	7.2	7.2	7.2	7.3	7.3	7.3	7.3



[ ] Ranking at each section and finish  
 -.-.- No data available at this section  
 NA No data available

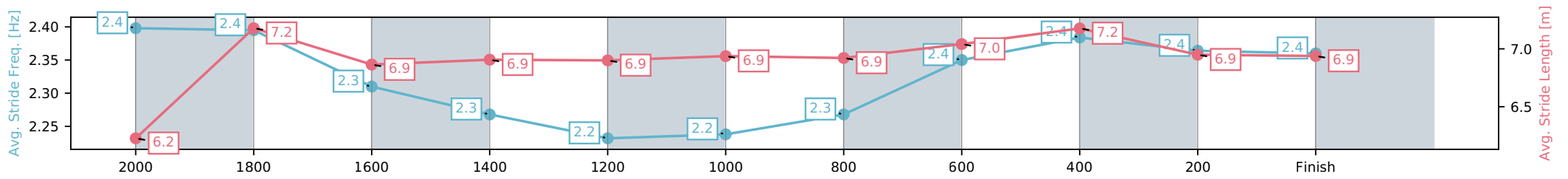
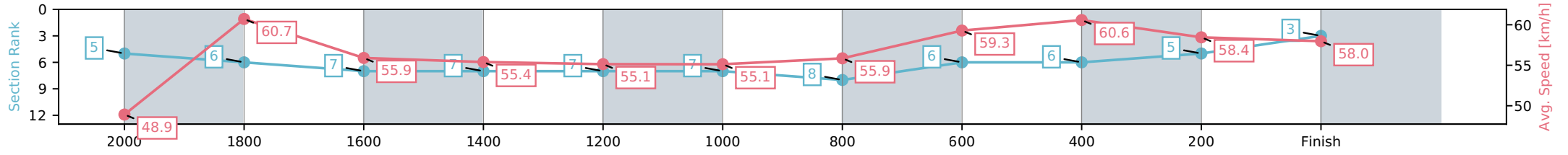
Horse/Jockey Name	Thebarberofseville/Fred Larson
Finish Rank	3
Fastest Section Time (Section)	0:11.85 (2000-1800)
Top Speed [km/h] (Section)	62.3 (2200 - 2000)
Race State	Finished



Ipswich QLD --Professional-2026-05-30  
 Race 7: GORDON'S GIN BENCHMARK 68 Handicap - 2200m  
 30 May 2026 - 3:29PM  
 Track Rating: Heavy 9, Weather: Fine, Rail Position: +9m Entire Circuit



Section	L2200	L2000	L1800	L1600	L1400	L1200	L1000	L800	L600	L400	L200
Section Times	2:20.92 (0:14.72)	2:06.20 [5] (0:11.85)	1:54.34 [6] (0:12.92)	1:41.42 [7] (0:13.00)	1:28.42 [7] (0:13.13)	1:15.30 [7] (0:13.16)	1:02.14 [7] (0:12.92)	0:49.22 [8] (0:12.22)	0:37.01 [6] (0:12.01)	0:25.00 [6] (0:12.52)	0:12.48 [5] (0:12.48)
Average Speed [km/h]	48.9	60.7	55.9	55.4	55.1	55.1	55.9	59.3	60.6	58.4	58.0
Top Speed [km/h]	62.3	62.3	58.9	56.3	56.1	56.2	56.3	60.7	61.6	59.8	59.2
Avg. Dist. to Rail [m]	7.5	1.3	0.4	0.6	1.5	1.9	0.5	1.8	2.7	5.1	4.7
Avg. Stride Freq. [Hz]	2.4	2.4	2.3	2.3	2.2	2.2	2.3	2.4	2.4	2.4	2.4
Avg. Stride Length [m]	6.2	7.2	6.9	6.9	6.9	6.9	6.9	7.0	7.2	6.9	6.9



[ ] Ranking at each section and finish  
 -.-.- No data available at this section  
 NA No data available

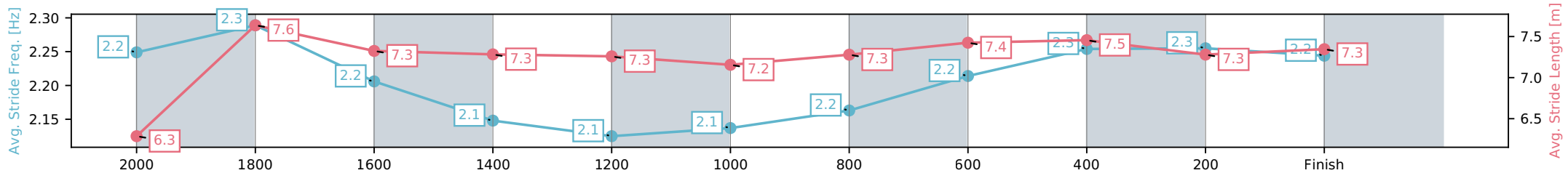
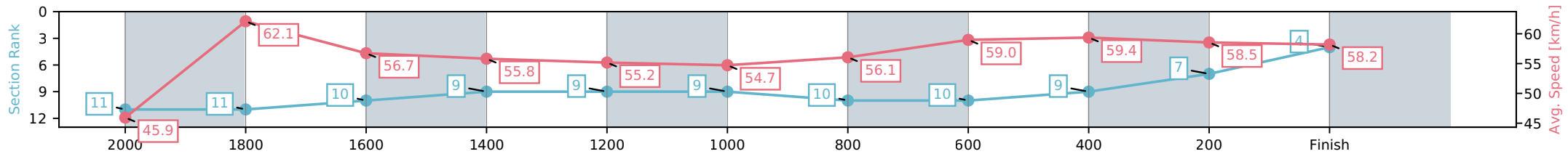
Horse/Jockey Name	Sacred Bull/Micheal Hellyer
Finish Rank	4
Fastest Section Time (Section)	0:11.59 (2000-1800)
Top Speed [km/h] (Section)	62.9 (2000-1800)
Race State	Finished



Ipswich QLD --Professional-2026-05-30  
 Race 7: GORDON'S GIN BENCHMARK 68 Handicap - 2200m  
 30 May 2026 - 3:29PM  
 Track Rating: Heavy 9, Weather: Fine, Rail Position: +9m Entire Circuit



Section	L2200	L2000	L1800	L1600	L1400	L1200	L1000	L800	L600	L400	L200
Section Times	2:20.96 (0:15.69)	2:05.27 [11] (0:11.59)	1:53.68 [11] (0:12.62)	1:41.06 [10] (0:12.88)	1:28.18 [9] (0:13.07)	1:15.12 [9] (0:13.19)	1:01.93 [9] (0:12.84)	0:49.08 [10] (0:12.21)	0:36.87 [10] (0:12.11)	0:24.76 [9] (0:12.30)	0:12.45 [7] (0:12.45)
Average Speed [km/h]	45.9	62.1	56.7	55.8	55.2	54.7	56.1	59.0	59.4	58.5	58.2
Top Speed [km/h]	61.1	62.9	61.0	56.6	55.9	56.0	56.8	60.2	60.3	59.5	58.8
Avg. Dist. to Rail [m]	7.3	0.8	0.8	0.3	0.3	0.8	0.5	0.4	0.5	0.3	1.1
Avg. Stride Freq. [Hz]	2.2	2.3	2.2	2.1	2.1	2.1	2.2	2.2	2.3	2.3	2.2
Avg. Stride Length [m]	6.3	7.6	7.3	7.3	7.3	7.2	7.3	7.4	7.5	7.3	7.3



- [ ] Ranking at each section and finish
- .-.- No data available at this section
- NA No data available

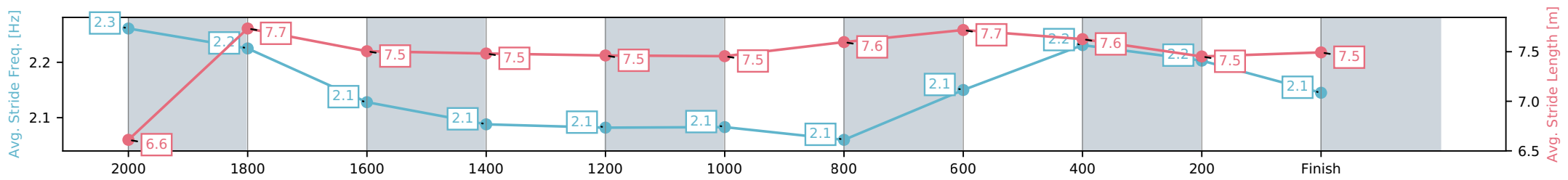
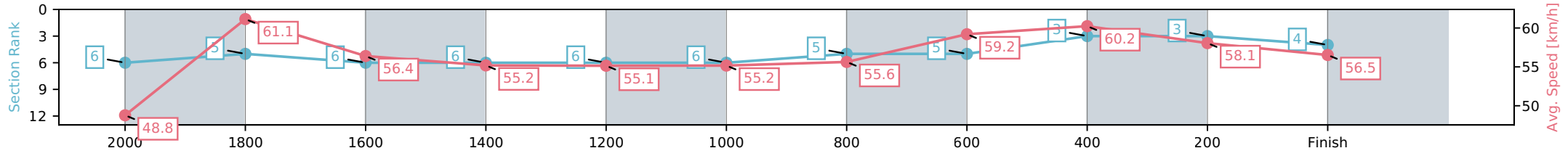
Horse/Jockey Name	Kalkanli/Boris Thornton
Finish Rank	5
Fastest Section Time (Section)	0:11.79 (2000-1800)
Top Speed [km/h] (Section)	62.7 (2000-1800)
Race State	Finished



Ipswich QLD --Professional-2026-05-30  
 Race 7: GORDON'S GIN BENCHMARK 68 Handicap - 2200m  
 30 May 2026 - 3:29PM  
 Track Rating: Heavy 9, Weather: Fine, Rail Position: +9m Entire Circuit



Section	L2200	L2000	L1800	L1600	L1400	L1200	L1000	L800	L600	L400	L200
Section Times	2:20.96 (0:14.73)	2:06.23 [6] (0:11.79)	1:54.44 [5] (0:12.78)	1:41.66 [6] (0:13.04)	1:28.62 [6] (0:13.10)	1:15.52 [6] (0:13.13)	1:02.39 [6] (0:12.92)	0:49.47 [5] (0:12.20)	0:37.26 [5] (0:12.02)	0:25.24 [3] (0:12.47)	0:12.77 [3] (0:12.77)
Average Speed [km/h]	48.8	61.1	56.4	55.2	55.1	55.2	55.6	59.2	60.2	58.1	56.5
Top Speed [km/h]	61.8	62.7	58.4	56.3	56.3	56.2	56.5	61.3	61.6	59.1	57.5
Avg. Dist. to Rail [m]	2.0	0.5	0.5	1.2	1.0	1.2	0.5	1.3	1.6	2.5	1.6
Avg. Stride Freq. [Hz]	2.3	2.2	2.1	2.1	2.1	2.1	2.1	2.1	2.2	2.2	2.1
Avg. Stride Length [m]	6.6	7.7	7.5	7.5	7.5	7.5	7.6	7.7	7.6	7.5	7.5



[ ] Ranking at each section and finish  
 -.-.- No data available at this section  
 NA No data available

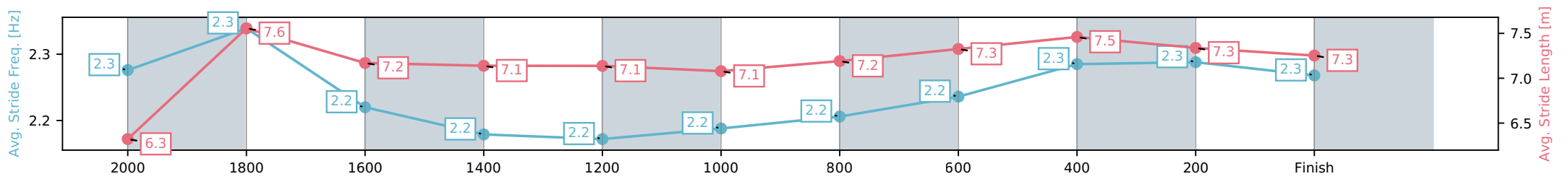
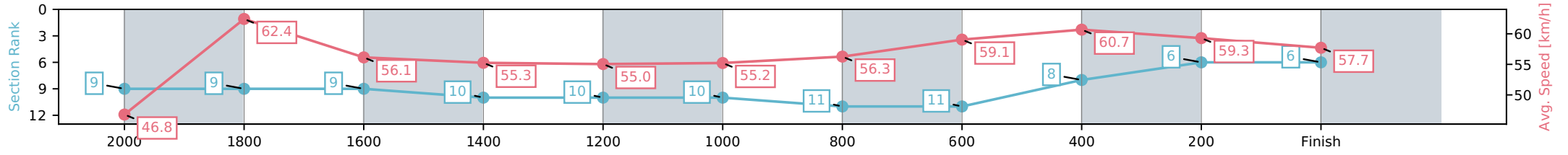
Horse/Jockey Name	Farwest/Jett Newman
Finish Rank	6
Fastest Section Time (Section)	0:11.54 (2000-1800)
Top Speed [km/h] (Section)	63.8 (2000-1800)
Race State	Finished



Ipswich QLD --Professional-2026-05-30  
 Race 7: GORDON'S GIN BENCHMARK 68 Handicap - 2200m  
 30 May 2026 - 3:29PM  
 Track Rating: Heavy 9, Weather: Fine, Rail Position: +9m Entire Circuit



Section	L2200	L2000	L1800	L1600	L1400	L1200	L1000	L800	L600	L400	L200
Section Times	2:21.03 (0:15.40)	2:05.63 [9] (0:11.54)	1:54.09 [9] (0:12.89)	1:41.21 [9] (0:13.04)	1:28.17 [10] (0:13.15)	1:15.02 [10] (0:13.12)	1:01.90 [10] (0:12.82)	0:49.08 [11] (0:12.25)	0:36.83 [11] (0:11.97)	0:24.86 [8] (0:12.30)	0:12.56 [6] (0:12.56)
Average Speed [km/h]	46.8	62.4	56.1	55.3	55.0	55.2	56.3	59.1	60.7	59.3	57.7
Top Speed [km/h]	61.8	63.8	58.6	56.2	56.1	56.6	56.8	60.4	61.3	60.0	59.6
Avg. Dist. to Rail [m]	6.2	0.7	0.9	1.1	1.3	1.7	0.6	1.7	2.0	4.8	5.5
Avg. Stride Freq. [Hz]	2.3	2.3	2.2	2.2	2.2	2.2	2.2	2.2	2.3	2.3	2.3
Avg. Stride Length [m]	6.3	7.6	7.2	7.1	7.1	7.1	7.2	7.3	7.5	7.3	7.3



[ ] Ranking at each section and finish  
 -.-.- No data available at this section  
 NA No data available

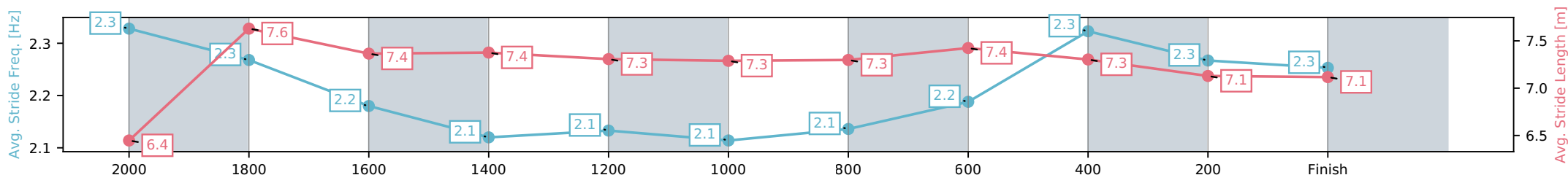
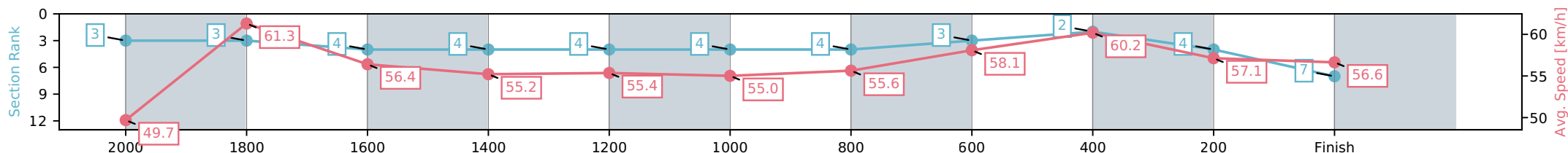
Horse/Jockey Name	Tuki Twelve/Adin Thompson
Finish Rank	7
Fastest Section Time (Section)	0:11.75 (2000-1800)
Top Speed [km/h] (Section)	62.8 (2000-1800)
Race State	Finished



Ipswich QLD --Professional-2026-05-30  
 Race 7: GORDON'S GIN BENCHMARK 68 Handicap - 2200m  
 30 May 2026 - 3:29PM  
 Track Rating: Heavy 9, Weather: Fine, Rail Position: +9m Entire Circuit



Section	L2200	L2000	L1800	L1600	L1400	L1200	L1000	L800	L600	L400	L200
Section Times	2:21.13 (0:14.47)	2:06.66 [3] (0:11.75)	1:54.91 [3] (0:12.72)	1:42.19 [4] (0:13.07)	1:29.12 [4] (0:13.06)	1:16.06 [4] (0:13.17)	1:02.89 [4] (0:12.95)	0:49.94 [4] (0:12.48)	0:37.46 [3] (0:12.04)	0:25.41 [2] (0:12.71)	0:12.70 [4] (0:12.70)
Average Speed [km/h]	49.7	61.3	56.4	55.2	55.4	55.0	55.6	58.1	60.2	57.1	56.6
Top Speed [km/h]	62.7	62.8	59.6	56.8	56.3	55.3	56.9	60.1	61.5	58.7	58.3
Avg. Dist. to Rail [m]	4.8	0.8	0.4	0.9	1.2	1.8	0.6	1.6	1.9	2.6	0.8
Avg. Stride Freq. [Hz]	2.3	2.3	2.2	2.1	2.1	2.1	2.1	2.2	2.3	2.3	2.3
Avg. Stride Length [m]	6.4	7.6	7.4	7.4	7.3	7.3	7.3	7.4	7.3	7.1	7.1



[ ] Ranking at each section and finish  
 -.-.- No data available at this section  
 NA No data available

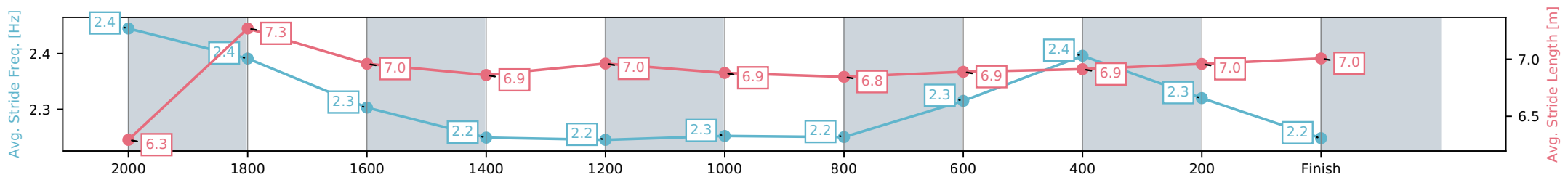
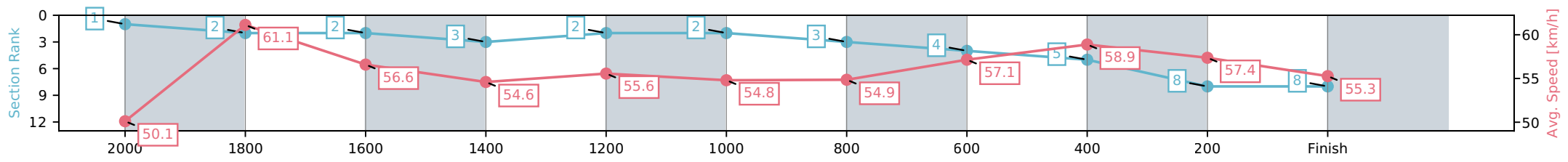
Horse/Jockey Name	Sunny Disposition/Damien Boche
Finish Rank	8
Fastest Section Time (Section)	0:11.78 (2000-1800)
Top Speed [km/h] (Section)	64.0 (2200 - 2000)
Race State	Finished



Ipswich QLD --Professional-2026-05-30  
 Race 7: GORDON'S GIN BENCHMARK 68 Handicap - 2200m  
 30 May 2026 - 3:29PM  
 Track Rating: Heavy 9, Weather: Fine, Rail Position: +9m Entire Circuit



Section	L2200	L2000	L1800	L1600	L1400	L1200	L1000	L800	L600	L400	L200
Section Times	2:21.56 (0:14.35)	2:07.21 [1] (0:11.78)	1:55.42 [2] (0:12.54)	1:42.89 [2] (0:13.18)	1:29.71 [3] (0:12.96)	1:16.75 [2] (0:13.18)	1:03.57 [2] (0:13.10)	0:50.47 [3] (0:12.59)	0:37.88 [4] (0:12.24)	0:25.64 [5] (0:12.63)	0:13.01 [8] (0:13.01)
Average Speed [km/h]	50.1	61.1	56.6	54.6	55.6	54.8	54.9	57.1	58.9	57.4	55.3
Top Speed [km/h]	64.0	64.0	59.3	56.2	57.0	55.5	55.3	59.5	60.7	58.0	57.0
Avg. Dist. to Rail [m]	6.3	1.2	1.8	0.4	0.4	0.8	0.6	0.4	0.4	2.3	1.5
Avg. Stride Freq. [Hz]	2.4	2.4	2.3	2.2	2.2	2.3	2.2	2.3	2.4	2.3	2.2
Avg. Stride Length [m]	6.3	7.3	7.0	6.9	7.0	6.9	6.8	6.9	6.9	7.0	7.0



[ ] Ranking at each section and finish  
 -:-:- No data available at this section  
 NA No data available

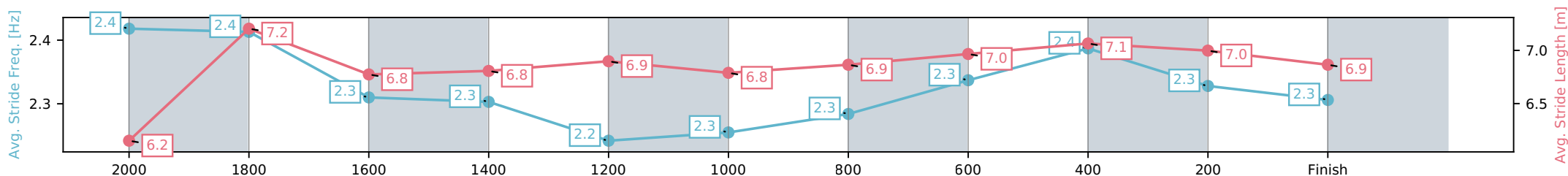
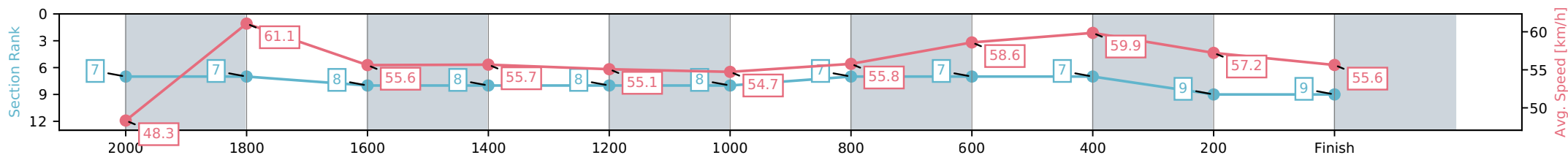
Horse/Jockey Name	Crimson Spirit/Jason Taylor
Finish Rank	9
Fastest Section Time (Section)	0:11.80 (2000-1800)
Top Speed [km/h] (Section)	64.0 (2200 - 2000)
Race State	Finished



Ipswich QLD --Professional-2026-05-30  
 Race 7: GORDON'S GIN BENCHMARK 68 Handicap - 2200m  
 30 May 2026 - 3:29PM  
 Track Rating: Heavy 9, Weather: Fine, Rail Position: +9m Entire Circuit



Section	L2200	L2000	L1800	L1600	L1400	L1200	L1000	L800	L600	L400	L200
Section Times	2:21.68 (0:14.90)	2:06.78 [7] (0:11.80)	1:54.99 [7] (0:12.91)	1:42.08 [8] (0:12.94)	1:29.13 [8] (0:13.11)	1:16.02 [8] (0:13.15)	1:02.87 [8] (0:12.84)	0:50.03 [7] (0:12.28)	0:37.74 [7] (0:12.09)	0:25.66 [7] (0:12.71)	0:12.95 [9] (0:12.95)
Average Speed [km/h]	48.3	61.1	55.6	55.7	55.1	54.7	55.8	58.6	59.9	57.2	55.6
Top Speed [km/h]	64.0	63.3	57.7	56.4	56.0	55.9	56.4	60.5	60.6	58.3	56.8
Avg. Dist. to Rail [m]	4.6	0.4	0.4	0.8	0.6	0.4	1.7	0.6	1.6	3.0	3.3
Avg. Stride Freq. [Hz]	2.4	2.4	2.3	2.3	2.2	2.3	2.3	2.3	2.4	2.3	2.3
Avg. Stride Length [m]	6.2	7.2	6.8	6.8	6.9	6.8	6.9	7.0	7.1	7.0	6.9



[ ] Ranking at each section and finish  
 -.-.- No data available at this section  
 NA No data available

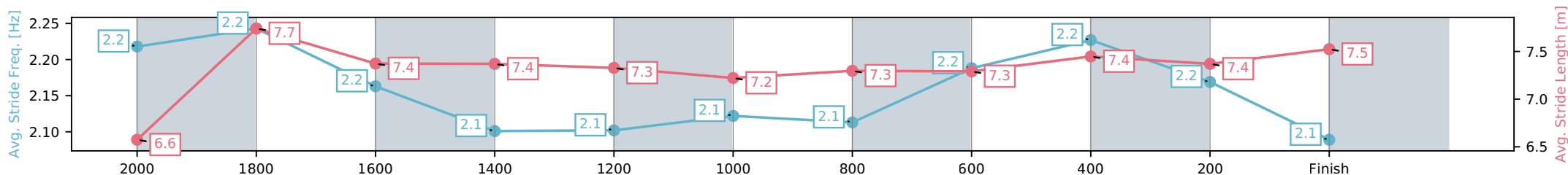
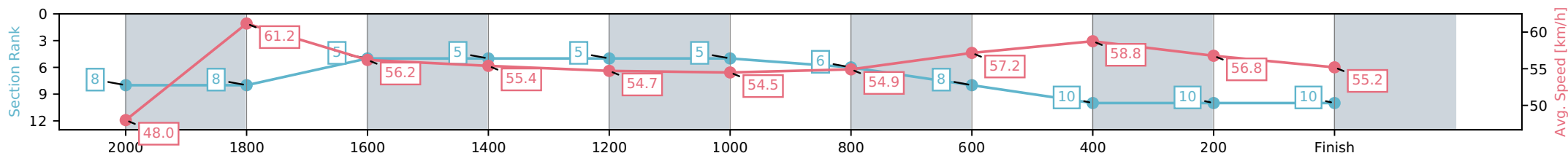
Horse/Jockey Name	Malecon/Benjamin Osmond
Finish Rank	10
Fastest Section Time (Section)	0:11.79 (2000-1800)
Top Speed [km/h] (Section)	62.9 (2000-1800)
Race State	Finished



Ipswich QLD --Professional-2026-05-30  
 Race 7: GORDON'S GIN BENCHMARK 68 Handicap - 2200m  
 30 May 2026 - 3:29PM  
 Track Rating: Heavy 9, Weather: Fine, Rail Position: +9m Entire Circuit



Section	L2200	L2000	L1800	L1600	L1400	L1200	L1000	L800	L600	L400	L200
Section Times	2:21.90 (0:14.97)	2:06.93 [8] (0:11.79)	1:55.14 [8] (0:12.50)	1:42.64 [5] (0:13.00)	1:29.64 [5] (0:13.13)	1:16.51 [5] (0:13.15)	1:03.36 [5] (0:13.01)	0:50.36 [6] (0:12.51)	0:37.85 [8] (0:12.26)	0:25.59 [10] (0:12.68)	0:12.91 [10] (0:12.91)
Average Speed [km/h]	48.0	61.2	56.2	55.4	54.7	54.5	54.9	57.2	58.8	56.8	55.2
Top Speed [km/h]	62.9	62.9	58.7	56.7	55.6	55.3	55.9	58.0	60.2	57.4	57.4
Avg. Dist. to Rail [m]	2.6	1.7	2.8	0.5	0.6	1.1	2.7	1.6	0.3	0.3	0.5
Avg. Stride Freq. [Hz]	2.2	2.2	2.2	2.1	2.1	2.1	2.1	2.2	2.2	2.2	2.1
Avg. Stride Length [m]	6.6	7.7	7.4	7.4	7.3	7.2	7.3	7.3	7.4	7.4	7.5



- [ ] Ranking at each section and finish
- :-:- No data available at this section
- NA No data available

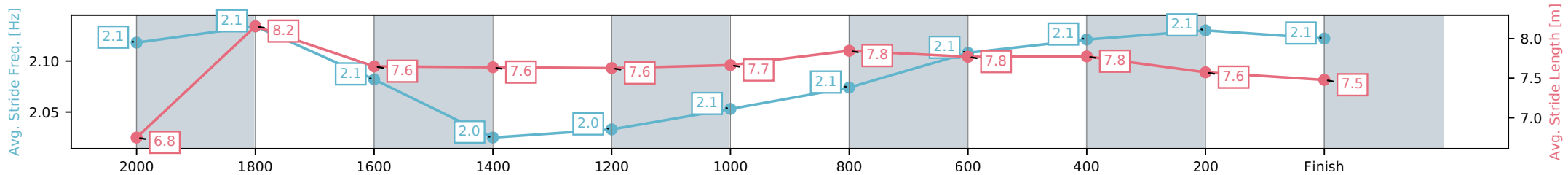
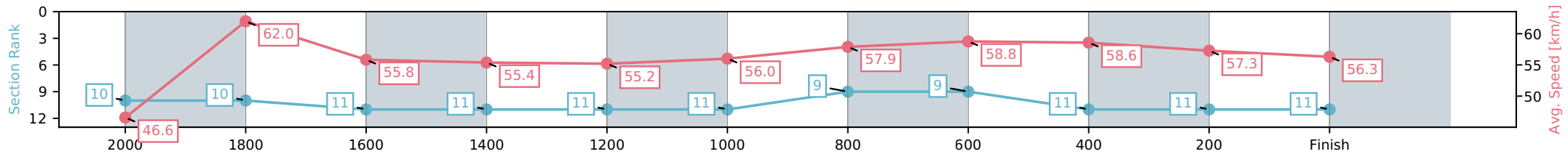
Horse/Jockey Name	Picko Rocks/Tiffani Brooker
Finish Rank	11
Fastest Section Time (Section)	0:11.62 (2000-1800)
Top Speed [km/h] (Section)	63.1 (2000-1800)
Race State	Finished



Ipswich QLD --Professional-2026-05-30  
 Race 7: GORDON'S GIN BENCHMARK 68 Handicap - 2200m  
 30 May 2026 - 3:29PM  
 Track Rating: Heavy 9, Weather: Fine, Rail Position: +9m Entire Circuit



Section	L2200	L2000	L1800	L1600	L1400	L1200	L1000	L800	L600	L400	L200
Section Times	2:22.04 (0:15.46)	2:06.58 [10] (0:11.62)	1:54.96 [10] (0:13.02)	1:41.94 [11] (0:13.01)	1:28.92 [11] (0:13.14)	1:15.79 [11] (0:12.96)	1:02.83 [11] (0:12.50)	0:50.34 [9] (0:12.36)	0:37.98 [9] (0:12.43)	0:25.55 [11] (0:12.71)	0:12.85 [11] (0:12.85)
Average Speed [km/h]	46.6	62.0	55.8	55.4	55.2	56.0	57.9	58.8	58.6	57.3	56.3
Top Speed [km/h]	60.7	63.1	60.0	55.9	56.0	57.4	58.4	59.6	59.7	58.5	59.2
Avg. Dist. to Rail [m]	3.4	0.3	1.2	1.3	1.8	2.4	1.4	2.4	3.0	3.5	5.5
Avg. Stride Freq. [Hz]	2.1	2.1	2.1	2.0	2.0	2.1	2.1	2.1	2.1	2.1	2.1
Avg. Stride Length [m]	6.8	8.2	7.6	7.6	7.6	7.7	7.8	7.8	7.8	7.6	7.5



[ ] Ranking at each section and finish  
 -:-:- No data available at this section  
 NA No data available



# Ipswich QLD

Race 8: CHRIS WALLACE 25 YEARS SERVICE BENCHMARK 65 Handicap - 1350m

30 May 2026 - 4:10PM

Track Rating: Heavy 9, Weather: Fine, Rail Position: +9m Entire Circuit



Field Times (Race Tempo)      1:22.96    1:11.55    1:00.21    0:48.55    0:36.61    0:24.45    0:12.27  
 (0:11.41)    (0:11.34)    (0:11.66)    (0:11.94)    (0:12.16)    (0:12.19)    (0:12.27)

Rank	TAB#	Horse	Overall Time	First 400m	Top Speed km/h (Section)	L1350	L1200	L1000	L800	L600	L400	L200	
	(BAR#)	Jockey	Margin (DT-W)	Last 600m	Fastest Section (Time)	Start - 1200	1200 - 1000	1000 - 800	800 - 600	600 - 400	400 - 200	200 - Finish	
1	12	Canpikapony	1:22.96	0:26.18	64.8 (1200-1000)	1:22.96	1:11.02 [7]	0:59.65 [7]	0:47.98 [6]	0:36.15 [7]	0:24.04 [7]	0:12.02 [7]	
	(3)	Jaden Lloyd		0:36.15	1200-1000 (0:11.37)	(0:11.94)	(0:11.37)	(0:11.67)	(0:11.83)	(0:12.12)	(0:12.01)	(0:12.02)	
2	13	Yeah Copy	1:23.04	0:25.90	63.5 (1200-1000)	1:23.04	1:11.44 [4]	1:00.00 [3]	0:48.30 [3]	0:36.46 [3]	0:24.32 [4]	0:12.18 [5]	
	(1)	Damien Boche	0.4L (+0)	0:36.46	1200-1000 (0:11.43)	(0:11.60)	(0:11.43)	(0:11.70)	(0:11.85)	(0:12.14)	(0:12.14)	(0:12.18)	
3	4	Fort William	1:23.26	0:25.97	63.6 (1200-1000)	1:23.26	1:11.66 [3]	1:00.16 [5]	0:48.48 [5]	0:36.57 [5]	0:24.43 [6]	0:12.39 [6]	
	(6)	Chelsea Baker	1.8L (-8)	0:36.57	1200-1000 (0:11.50)	(0:11.60)	(0:11.50)	(0:11.69)	(0:11.91)	(0:12.14)	(0:12.04)	(0:12.39)	
4	10	Vintage Vibes	1:23.36	0:25.93	63.7 (1200-1000)	1:23.36	1:11.75 [5]	1:00.30 [4]	0:48.61 [4]	0:36.77 [4]	0:24.66 [3]	0:12.52 [3]	
	(9)	Jag Guthmann-Chester	2.3L (-12)	0:36.76	1200-1000 (0:11.45)	(0:11.61)	(0:11.45)	(0:11.68)	(0:11.84)	(0:12.10)	(0:12.14)	(0:12.52)	
5	7	Pressalong	1:23.37	0:26.13	64.8 (1000-800)	1:23.37	1:11.42 [8]	1:00.06 [6]	0:48.39 [7]	0:36.56 [6]	0:24.59 [5]	0:12.51 [4]	
	(7)	Benjamin Osmond	2.4L (-12)	0:36.56	1200-1000 (0:11.36)	(0:11.95)	(0:11.36)	(0:11.68)	(0:11.82)	(0:11.98)	(0:12.07)	(0:12.51)	
6	5	Gambino	1:23.42	0:26.43	64.3 (1000-800)	1:23.42	1:11.24 [9]	0:59.79 [9]	0:48.14 [9]	0:36.46 [8]	0:24.42 [8]	0:12.39 [8]	
	(8)	Bella Youngberry	2.7L (-4)	0:36.46	1200-1000 (0:11.44)	(0:12.18)	(0:11.44)	(0:11.65)	(0:11.68)	(0:12.03)	(0:12.04)	(0:12.39)	
7	9	Araletta	1:23.45	0:25.65	64.3 (1200-1000)	1:23.45	1:12.04 [1]	1:00.70 [1]	0:49.04 [1]	0:37.10 [1]	0:24.94 [1]	0:12.76 [1]	
	(2)	Fiona Sandkuhl	2.9L (+2)	0:37.11	1200-1000 (0:11.34)	(0:11.41)	(0:11.34)	(0:11.66)	(0:11.94)	(0:12.16)	(0:12.19)	(0:12.76)	
8	14	Mr Wandji	1:23.46	0:25.74	65.7 (1350 - 1200)	1:23.46	1:11.88 [2]	1:00.59 [2]	0:48.92 [2]	0:37.01 [2]	0:24.85 [2]	0:12.66 [2]	
	(4)	Sean Cormack	3.0L (-8)	0:37.00	1200-1000 (0:11.29)	(0:11.58)	(0:11.29)	(0:11.67)	(0:11.91)	(0:12.16)	(0:12.18)	(0:12.66)	
9	8	Southby	1:24.94	0:26.26	63.8 (1000-800)	1:24.94	1:13.04 [6]	1:01.55 [8]	0:49.77 [8]	0:37.95 [9]	0:25.85 [9]	0:13.55 [9]	
	(5)	Boris Thornton	11.7L (-11)	0:37.95	1200-1000 (0:11.49)	(0:11.90)	(0:11.49)	(0:11.78)	(0:11.82)	(0:12.10)	(0:12.30)	(0:13.55)	

Scratched: Diana's Affair (#1), Demitasse (#2), Inca Trail (#3), Nails And Pride (#6), Galpin (#11), Royal Gladiator (#15), Denetta (#16), Hidden Future (#17), Hard As Brok (#18)

Report Created: Sat 30 May 2026

(Note: Races are conducted over an approximate distance as close as possible to the advertised distance, and recorded data may vary accordingly. Official times refer to race times only and do not include handicap times.)

[ ] Position in running at each section and finish    TAB# Saddle cloth number

Fastest split

-:-:- No data available at this section

BAR# Barrier/Gate Position

Fastest section

NA No data available

DNF Did not finish

DNT Did not track

DT-W Distance travelled compared to winner in metres

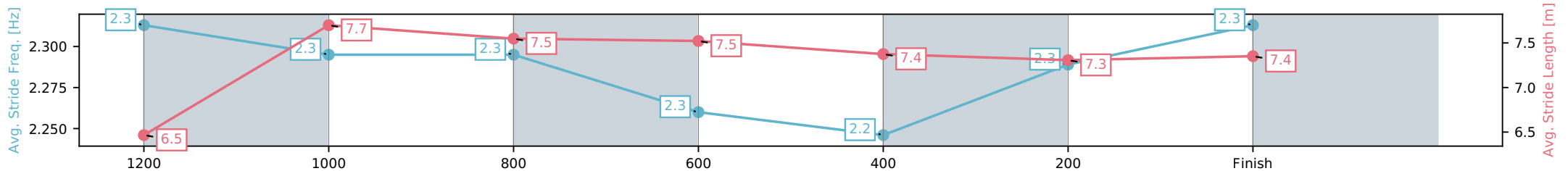
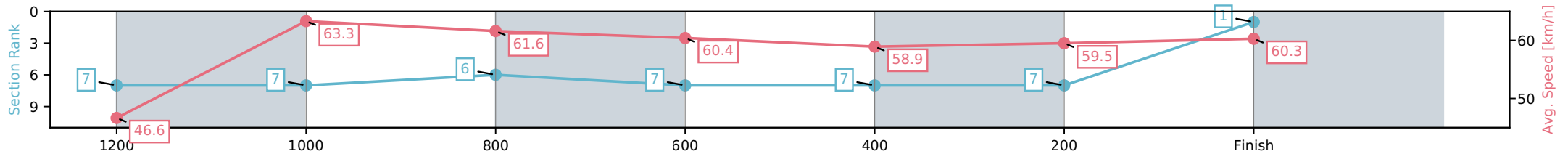
Horse/Jockey Name	Canpikapony/Jaden Lloyd
Finish Rank	1
Fastest Section Time (Section)	0:11.37 (1200-1000)
Top Speed [km/h] (Section)	64.8 (1200-1000)
Race State	Finished



Ipswich QLD --Professional-2026-05-30  
 Race 8: CHRIS WALLACE 25 YEARS SERVICE BENCHMARK  
 65 Handicap - 1350m  
 30 May 2026 - 4:10PM  
 Track Rating: Heavy 9, Weather: Fine, Rail Position: +9m Entire Circuit



Section	L1350	L1200	L1000	L800	L600	L400	L200
Section Times	1:22.96 (0:11.94)	1:11.02 [7] (0:11.37)	0:59.65 [7] (0:11.67)	0:47.98 [6] (0:11.83)	0:36.15 [7] (0:12.12)	0:24.04 [7] (0:12.01)	0:12.02 [7] (0:12.02)
Average Speed [km/h]	46.6	63.3	61.6	60.4	58.9	59.5	60.3
Top Speed [km/h]	61.5	64.8	63.7	61.1	59.4	60.4	61.7
Avg. Dist. to Rail [m]	1.5	0.6	0.8	1.9	2.1	1.7	1.9
Avg. Stride Freq. [Hz]	2.3	2.3	2.3	2.3	2.2	2.3	2.3
Avg. Stride Length [m]	6.5	7.7	7.5	7.5	7.4	7.3	7.4



- [ ] Ranking at each section and finish
- :-:- No data available at this section
- NA No data available

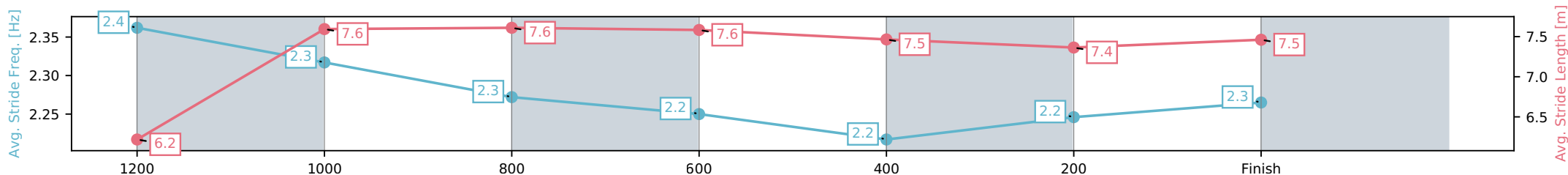
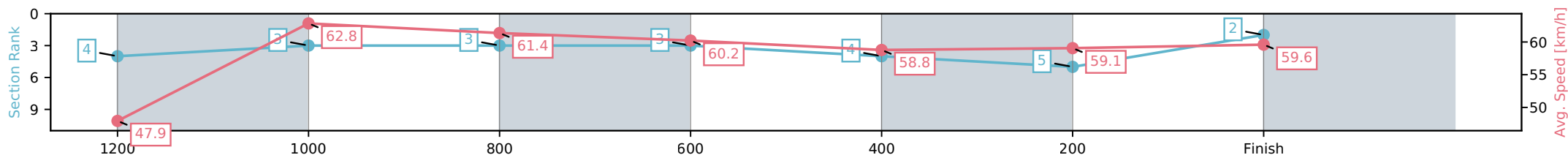
Horse/Jockey Name	Yeah Copy/Damien Boche
Finish Rank	2
Fastest Section Time (Section)	0:11.43 (1200-1000)
Top Speed [km/h] (Section)	63.5 (1200-1000)
Race State	Finished



Ipswich QLD --Professional-2026-05-30  
 Race 8: CHRIS WALLACE 25 YEARS SERVICE BENCHMARK  
 65 Handicap - 1350m  
 30 May 2026 - 4:10PM  
 Track Rating: Heavy 9, Weather: Fine, Rail Position: +9m Entire Circuit



Section	L1350	L1200	L1000	L800	L600	L400	L200
Section Times	1:23.04 (0:11.60)	1:11.44 [4] (0:11.43)	1:00.00 [3] (0:11.70)	0:48.30 [3] (0:11.85)	0:36.46 [3] (0:12.14)	0:24.32 [4] (0:12.14)	0:12.18 [5] (0:12.18)
Average Speed [km/h]	47.9	62.8	61.4	60.2	58.8	59.1	59.6
Top Speed [km/h]	61.7	63.5	63.3	61.1	59.2	61.0	61.3
Avg. Dist. to Rail [m]	1.2	0.5	1.0	2.2	2.2	1.1	0.8
Avg. Stride Freq. [Hz]	2.4	2.3	2.3	2.2	2.2	2.2	2.3
Avg. Stride Length [m]	6.2	7.6	7.6	7.6	7.5	7.4	7.5



[ ] Ranking at each section and finish  
 -:-:- No data available at this section  
 NA No data available

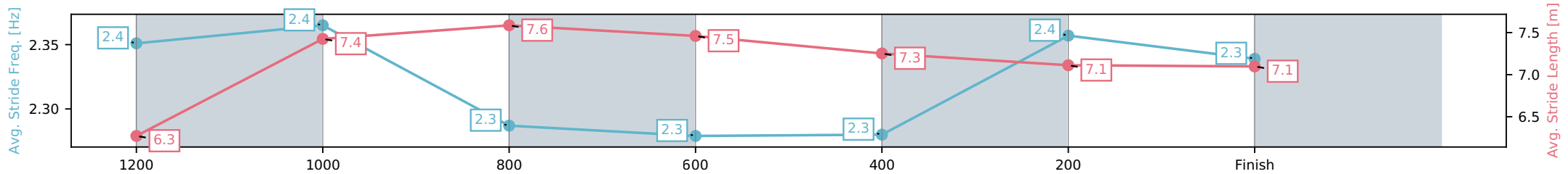
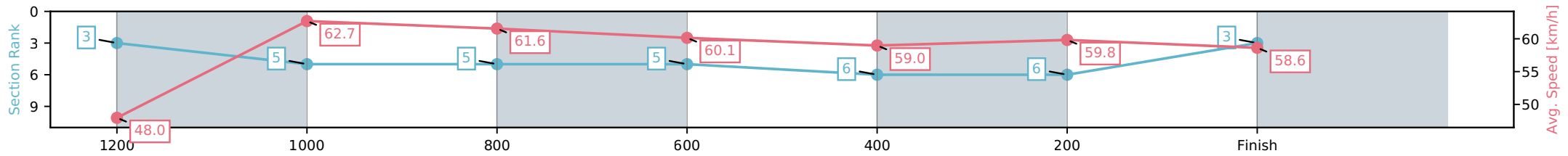
Horse/Jockey Name	Fort William/Chelsea Baker
Finish Rank	3
Fastest Section Time (Section)	0:11.50 (1200-1000)
Top Speed [km/h] (Section)	63.6 (1200-1000)
Race State	Finished



Ipswich QLD --Professional-2026-05-30  
 Race 8: CHRIS WALLACE 25 YEARS SERVICE BENCHMARK  
 65 Handicap - 1350m  
 30 May 2026 - 4:10PM  
 Track Rating: Heavy 9, Weather: Fine, Rail Position: +9m Entire Circuit



Section	L1350	L1200	L1000	L800	L600	L400	L200
Section Times	1:23.26 (0:11.60)	1:11.66 [3] (0:11.50)	1:00.16 [5] (0:11.69)	0:48.48 [5] (0:11.91)	0:36.57 [5] (0:12.14)	0:24.43 [6] (0:12.04)	0:12.39 [6] (0:12.39)
Average Speed [km/h]	48.0	62.7	61.6	60.1	59.0	59.8	58.6
Top Speed [km/h]	62.2	63.6	63.3	61.1	59.8	61.5	60.6
Avg. Dist. to Rail [m]	3.7	1.4	0.4	1.2	1.2	0.5	0.9
Avg. Stride Freq. [Hz]	2.4	2.4	2.3	2.3	2.3	2.4	2.3
Avg. Stride Length [m]	6.3	7.4	7.6	7.5	7.3	7.1	7.1



[ ] Ranking at each section and finish  
 -:-:- No data available at this section  
 NA No data available

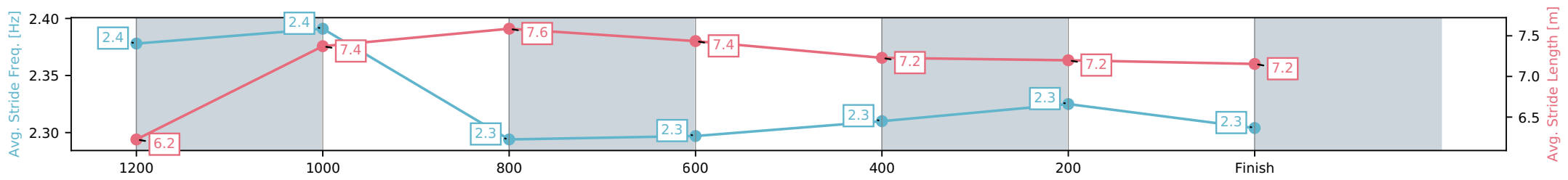
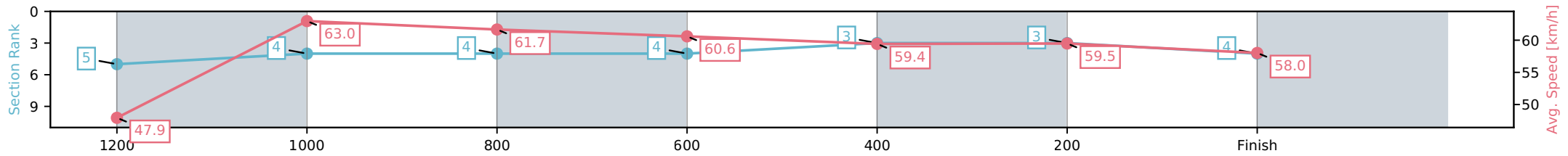
Horse/Jockey Name	Vintage Vibes/Jag Guthmann-Chester
Finish Rank	4
Fastest Section Time (Section)	0:11.45 (1200-1000)
Top Speed [km/h] (Section)	63.7 (1200-1000)
Race State	Finished



Ipswich QLD --Professional-2026-05-30  
 Race 8: CHRIS WALLACE 25 YEARS SERVICE BENCHMARK  
 65 Handicap - 1350m  
 30 May 2026 - 4:10PM  
 Track Rating: Heavy 9, Weather: Fine, Rail Position: +9m Entire Circuit



Section	L1350	L1200	L1000	L800	L600	L400	L200
Section Times	1:23.36 (0:11.61)	1:11.75 [5] (0:11.45)	1:00.30 [4] (0:11.68)	0:48.61 [4] (0:11.84)	0:36.77 [4] (0:12.10)	0:24.66 [3] (0:12.14)	0:12.52 [3] (0:12.52)
Average Speed [km/h]	47.9	63.0	61.7	60.6	59.4	59.5	58.0
Top Speed [km/h]	62.2	63.7	63.1	61.6	60.0	60.1	59.6
Avg. Dist. to Rail [m]	5.3	2.1	0.4	0.8	0.4	1.6	3.2
Avg. Stride Freq. [Hz]	2.4	2.4	2.3	2.3	2.3	2.3	2.3
Avg. Stride Length [m]	6.2	7.4	7.6	7.4	7.2	7.2	7.2



[ ] Ranking at each section and finish  
 -:-:- No data available at this section  
 NA No data available

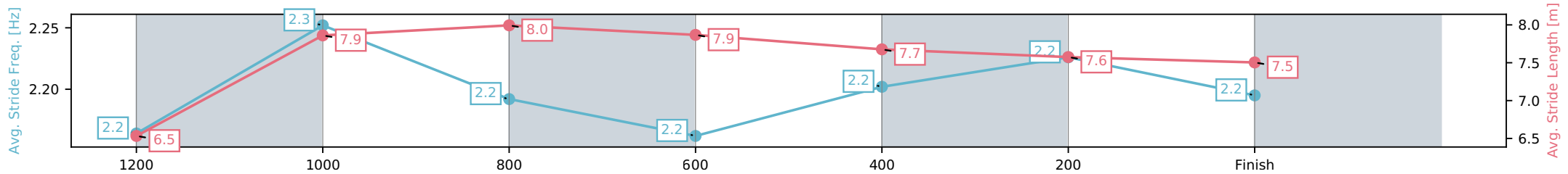
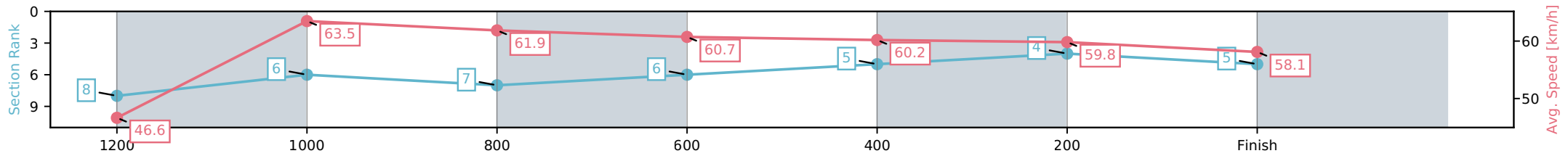
Horse/Jockey Name	Pressalong/Benjamin Osmond
Finish Rank	5
Fastest Section Time (Section)	0:11.36 (1200-1000)
Top Speed [km/h] (Section)	64.8 (1000-800)
Race State	Finished



Ipswich QLD --Professional-2026-05-30  
 Race 8: CHRIS WALLACE 25 YEARS SERVICE BENCHMARK  
 65 Handicap - 1350m  
 30 May 2026 - 4:10PM  
 Track Rating: Heavy 9, Weather: Fine, Rail Position: +9m Entire Circuit



Section	L1350	L1200	L1000	L800	L600	L400	L200
Section Times	1:23.37 (0:11.95)	1:11.42 [8] (0:11.36)	1:00.06 [6] (0:11.68)	0:48.39 [7] (0:11.82)	0:36.56 [6] (0:11.98)	0:24.59 [5] (0:12.07)	0:12.51 [4] (0:12.51)
Average Speed [km/h]	46.6	63.5	61.9	60.7	60.2	59.8	58.1
Top Speed [km/h]	61.0	64.7	64.8	61.4	60.9	60.3	59.7
Avg. Dist. to Rail [m]	4.0	2.1	0.8	0.4	0.3	2.1	4.2
Avg. Stride Freq. [Hz]	2.2	2.3	2.2	2.2	2.2	2.2	2.2
Avg. Stride Length [m]	6.5	7.9	8.0	7.9	7.7	7.6	7.5



[ ] Ranking at each section and finish  
 -:-:- No data available at this section  
 NA No data available

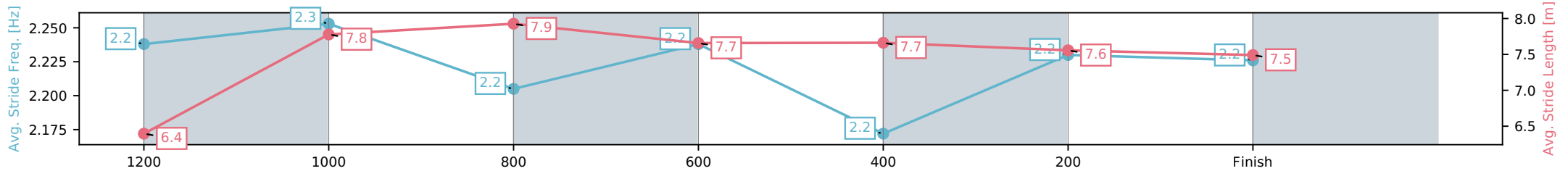
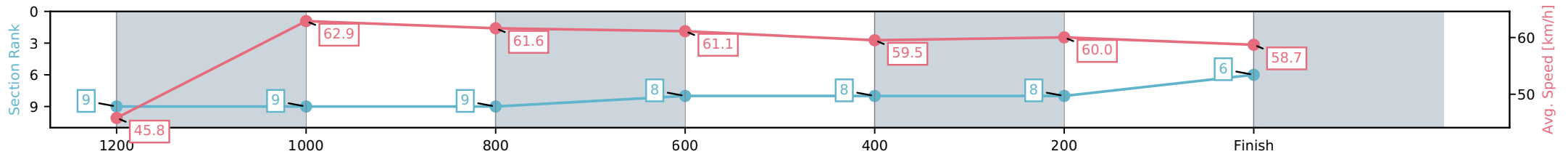
Horse/Jockey Name	Gambino/Bella Youngberry
Finish Rank	6
Fastest Section Time (Section)	0:11.44 (1200-1000)
Top Speed [km/h] (Section)	64.3 (1000-800)
Race State	Finished



Ipswich QLD --Professional-2026-05-30  
 Race 8: CHRIS WALLACE 25 YEARS SERVICE BENCHMARK  
 65 Handicap - 1350m  
 30 May 2026 - 4:10PM  
 Track Rating: Heavy 9, Weather: Fine, Rail Position: +9m Entire Circuit



Section	L1350	L1200	L1000	L800	L600	L400	L200
Section Times	1:23.42 (0:12.18)	1:11.24 [9] (0:11.44)	0:59.79 [9] (0:11.65)	0:48.14 [9] (0:11.68)	0:36.46 [8] (0:12.03)	0:24.42 [8] (0:12.04)	0:12.39 [8] (0:12.39)
Average Speed [km/h]	45.8	62.9	61.6	61.1	59.5	60.0	58.7
Top Speed [km/h]	60.7	64.0	64.3	62.0	60.0	60.8	60.5
Avg. Dist. to Rail [m]	5.4	0.9	1.0	2.0	1.2	2.4	4.9
Avg. Stride Freq. [Hz]	2.2	2.3	2.2	2.2	2.2	2.2	2.2
Avg. Stride Length [m]	6.4	7.8	7.9	7.7	7.7	7.6	7.5



[ ] Ranking at each section and finish  
 -:-:- No data available at this section  
 NA No data available

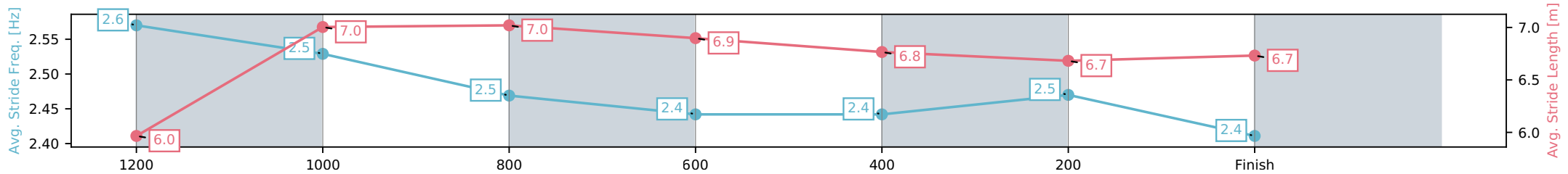
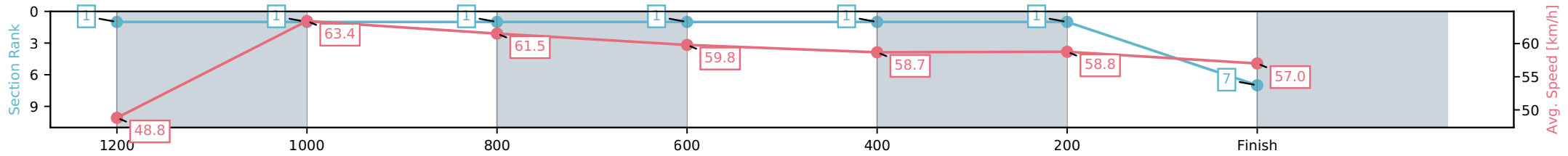
Horse/Jockey Name	Araletta/Fiona Sandkuhl
Finish Rank	7
Fastest Section Time (Section)	0:11.34 (1200-1000)
Top Speed [km/h] (Section)	64.3 (1200-1000)
Race State	Finished



Ipswich QLD --Professional-2026-05-30  
 Race 8: CHRIS WALLACE 25 YEARS SERVICE BENCHMARK  
 65 Handicap - 1350m  
 30 May 2026 - 4:10PM  
 Track Rating: Heavy 9, Weather: Fine, Rail Position: +9m Entire Circuit



Section	L1350	L1200	L1000	L800	L600	L400	L200
Section Times	1:23.45 (0:11.41)	1:12.04 [1] (0:11.34)	1:00.70 [1] (0:11.66)	0:49.04 [1] (0:11.94)	0:37.10 [1] (0:12.16)	0:24.94 [1] (0:12.19)	0:12.76 [1] (0:12.76)
Average Speed [km/h]	48.8	63.4	61.5	59.8	58.7	58.8	57.0
Top Speed [km/h]	62.5	64.3	62.5	60.9	59.5	59.1	59.2
Avg. Dist. to Rail [m]	2.0	0.5	1.2	2.1	2.2	1.0	0.2
Avg. Stride Freq. [Hz]	2.6	2.5	2.5	2.4	2.4	2.5	2.4
Avg. Stride Length [m]	6.0	7.0	7.0	6.9	6.8	6.7	6.7



[ ] Ranking at each section and finish  
 -:-:- No data available at this section  
 NA No data available

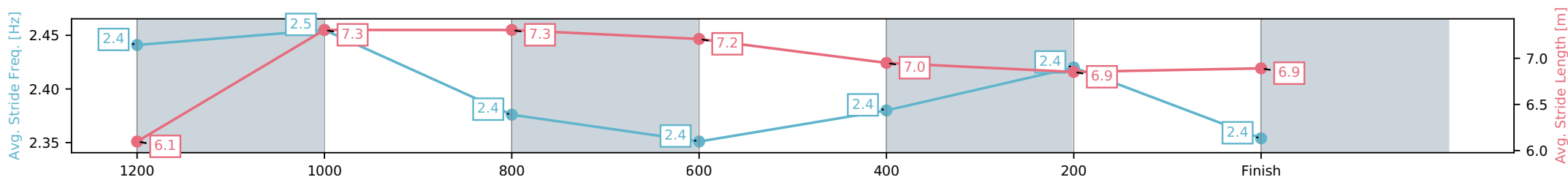
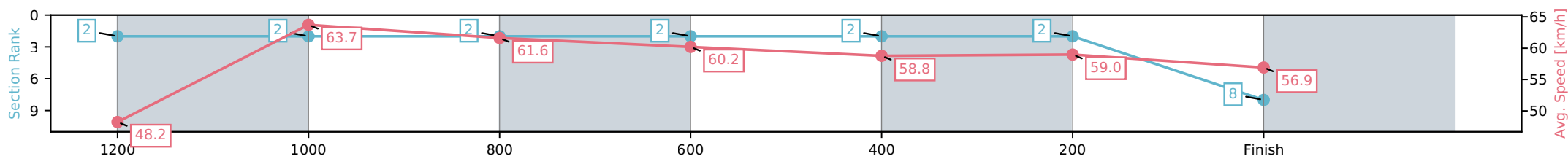
Horse/Jockey Name	Mr Wandji/Sean Cormack
Finish Rank	8
Fastest Section Time (Section)	0:11.29 (1200-1000)
Top Speed [km/h] (Section)	65.7 (1350 - 1200)
Race State	Finished



Ipswich QLD --Professional-2026-05-30  
 Race 8: CHRIS WALLACE 25 YEARS SERVICE BENCHMARK  
 65 Handicap - 1350m  
 30 May 2026 - 4:10PM  
 Track Rating: Heavy 9, Weather: Fine, Rail Position: +9m Entire Circuit



Section	L1350	L1200	L1000	L800	L600	L400	L200
Section Times	1:23.46 (0:11.58)	1:11.88 [2] (0:11.29)	1:00.59 [2] (0:11.67)	0:48.92 [2] (0:11.91)	0:37.01 [2] (0:12.16)	0:24.85 [2] (0:12.18)	0:12.66 [2] (0:12.66)
Average Speed [km/h]	48.2	63.7	61.6	60.2	58.8	59.0	56.9
Top Speed [km/h]	65.7	64.3	63.2	61.1	59.4	59.8	59.7
Avg. Dist. to Rail [m]	2.7	1.0	0.4	1.3	1.4	0.9	2.1
Avg. Stride Freq. [Hz]	2.4	2.5	2.4	2.4	2.4	2.4	2.4
Avg. Stride Length [m]	6.1	7.3	7.3	7.2	7.0	6.9	6.9



[ ] Ranking at each section and finish  
 -:-:- No data available at this section  
 NA No data available

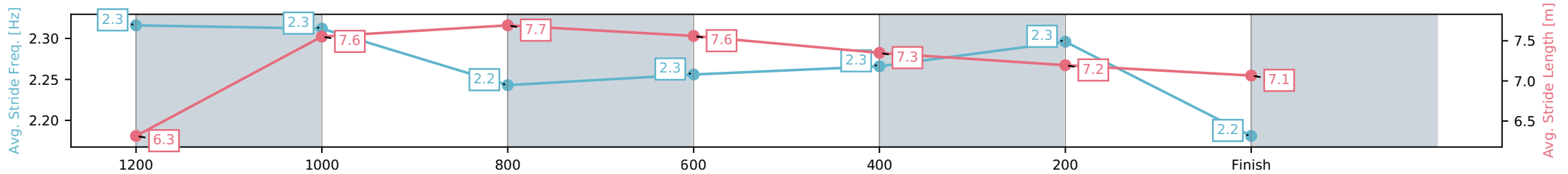
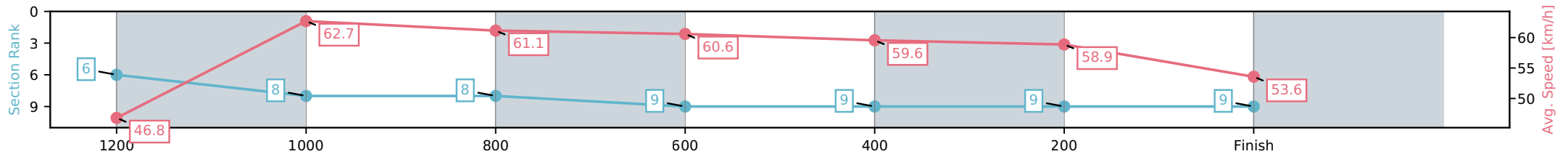
Horse/Jockey Name	Southby/Boris Thornton
Finish Rank	9
Fastest Section Time (Section)	0:11.49 (1200-1000)
Top Speed [km/h] (Section)	63.8 (1000-800)
Race State	Finished



Ipswich QLD --Professional-2026-05-30  
 Race 8: CHRIS WALLACE 25 YEARS SERVICE BENCHMARK  
 65 Handicap - 1350m  
 30 May 2026 - 4:10PM  
 Track Rating: Heavy 9, Weather: Fine, Rail Position: +9m Entire Circuit



Section	L1350	L1200	L1000	L800	L600	L400	L200
Section Times	1:24.94 (0:11.90)	1:13.04 [6] (0:11.49)	1:01.55 [8] (0:11.78)	0:49.77 [8] (0:11.82)	0:37.95 [9] (0:12.10)	0:25.85 [9] (0:12.30)	0:13.55 [9] (0:13.55)
Average Speed [km/h]	46.8	62.7	61.1	60.6	59.6	58.9	53.6
Top Speed [km/h]	61.6	63.7	63.8	61.9	60.6	59.5	59.2
Avg. Dist. to Rail [m]	3.4	1.1	0.4	1.1	0.4	2.3	3.1
Avg. Stride Freq. [Hz]	2.3	2.3	2.2	2.3	2.3	2.3	2.2
Avg. Stride Length [m]	6.3	7.6	7.7	7.6	7.3	7.2	7.1



Report Created: Sat 30 May 2026 (Note: Timing is based on positional data)

[ ] Ranking at each section and finish  
 -:-:- No data available at this section  
 NA No data available