



Toowoomba QLD

Race 1: TRACKSIDE PHOTOGRAPHY BENCHMARK 58 Handicap - 1625m

30 May 2026 - 4:41PM

Track Rating: Soft 7, Weather: Overcast, Rail Position: +3.5m Entire



Field Times (Race Tempo) 1:42.19 (0:15.44) 1:26.75 (0:11.40) 1:15.35 (0:12.34) 1:03.01 (0:12.88) 0:50.13 (0:12.61) 0:37.53 (0:12.13) 0:25.39 (0:12.35) 0:13.04 (0:13.04)

| Rank | TAB# | Horse | Overall Time | First 400m | Top Speed km/h (Section) | L1625 | L1400 | L1200 | L1000 | L800 | L600 | L400 | L200 |
|------|--------|---------------------|---------------|------------|--------------------------|--------------|-------------|-------------|-------------|-------------|-------------|-------------|--------------|
| | (BAR#) | Jockey | Margin (DT-W) | Last 600m | Fastest Section (Time) | Start - 1400 | 1400 - 1200 | 1200 - 1000 | 1000 - 800 | 800 - 600 | 600 - 400 | 400 - 200 | 200 - Finish |
| 1 | 1 | Kids Inthe Kitchen | 1:42.19 | 0:25.83 | 67.6 (1625 - 1400) | 1:42.19 | 1:26.35 [7] | 1:14.82 [6] | 1:02.50 [5] | 0:49.70 [5] | 0:36.90 [6] | 0:24.82 [4] | 0:12.64 [3] |
| | (1) | Aidan Keeley | | 0:36.90 | 1400-1200 (0:11.52) | (0:15.84) | (0:11.52) | (0:12.32) | (0:12.80) | (0:12.81) | (0:12.08) | (0:12.18) | (0:12.64) |
| 2 | 3 | Coney Island Baby | 1:42.31 | 0:25.35 | 67.6 (1625 - 1400) | 1:42.31 | 1:26.82 [3] | 1:15.47 [1] | 1:03.13 [1] | 0:50.25 [1] | 0:37.65 [1] | 0:25.51 [1] | 0:13.16 [1] |
| | (3) | Bailey Wheeler | 0.7L (-1) | 0:37.65 | 1400-1200 (0:11.34) | (0:15.50) | (0:11.34) | (0:12.34) | (0:12.88) | (0:12.60) | (0:12.14) | (0:12.35) | (0:13.16) |
| 3 | 7 | Cheerful Cat | 1:42.42 | 0:25.71 | 67.2 (1625 - 1400) | 1:42.42 | 1:26.83 [4] | 1:15.18 [4] | 1:02.86 [3] | 0:50.08 [3] | 0:37.33 [3] | 0:25.26 [2] | 0:12.99 [2] |
| | (2) | Les Tilley | 1.4L (+10) | 0:37.34 | 1400-1200 (0:11.64) | (0:15.59) | (0:11.64) | (0:12.32) | (0:12.78) | (0:12.74) | (0:12.08) | (0:12.27) | (0:12.99) |
| 4 | 11 | Flying Rothe | 1:42.47 | 0:26.24 | 66.0 (1400-1200) | 1:42.47 | 1:26.18 [9] | 1:14.72 [9] | 1:02.32 [8] | 0:49.69 [8] | 0:36.96 [8] | 0:24.67 [7] | 0:12.59 [6] |
| | (4) | Nozi Tomizawa | 1.7L (+13) | 0:36.96 | 1400-1200 (0:11.45) | (0:16.29) | (0:11.45) | (0:12.40) | (0:12.63) | (0:12.73) | (0:12.29) | (0:12.08) | (0:12.59) |
| 5 | 2 | Best Coffee | 1:42.59 | 0:26.09 | 66.3 (1400-1200) | 1:42.59 | 1:26.40 [8] | 1:15.04 [8] | 1:02.61 [7] | 0:49.96 [7] | 0:37.21 [7] | 0:24.83 [6] | 0:12.56 [7] |
| | (7) | Montanna Savva | 2.4L (+10) | 0:37.20 | 1400-1200 (0:11.37) | (0:16.18) | (0:11.37) | (0:12.42) | (0:12.65) | (0:12.75) | (0:12.38) | (0:12.26) | (0:12.56) |
| 6 | 10 | Bump'n'run | 1:42.73 | 0:25.72 | 67.4 (1400-1200) | 1:42.73 | 1:27.03 [6] | 1:15.50 [3] | 1:03.06 [4] | 0:50.21 [6] | 0:37.48 [5] | 0:25.26 [5] | 0:12.92 [4] |
| | (6) | Georgina Cartwright | 3.2L (+11) | 0:37.48 | 1400-1200 (0:11.53) | (0:15.70) | (0:11.53) | (0:12.44) | (0:12.84) | (0:12.73) | (0:12.22) | (0:12.34) | (0:12.92) |
| 7 | 6 | Harlequin Field | 1:43.29 | 0:25.49 | 67.6 (1625 - 1400) | 1:43.29 | 1:27.86 [1] | 1:16.30 [2] | 1:03.87 [2] | 0:50.98 [2] | 0:38.31 [2] | 0:26.03 [3] | 0:13.46 [5] |
| | (8) | Gary Geran | 6.5L (+13) | 0:38.31 | 1400-1200 (0:11.56) | (0:15.44) | (0:11.56) | (0:12.43) | (0:12.89) | (0:12.67) | (0:12.28) | (0:12.57) | (0:13.46) |
| 8 | 8 | Pending List | 1:43.95 | 0:25.90 | 66.5 (1625 - 1400) | 1:43.95 | 1:28.32 [5] | 1:16.51 [7] | 1:04.23 [6] | 0:51.49 [4] | 0:38.75 [4] | 0:26.04 [8] | 0:13.25 [8] |
| | (5) | Harrison Shaw | 10.4L (+13) | 0:38.74 | 1400-1200 (0:11.81) | (0:15.63) | (0:11.81) | (0:12.28) | (0:12.74) | (0:12.74) | (0:12.70) | (0:12.79) | (0:13.25) |

Scratched: Suprendre (#5), Dragon Song (#9), Jorum (#12), Gold Dazzler (#13), Heroic Beach (#14)
Did Not Finish: Moonfleet (#4)

Report Created: Sat 30 May 2026

(Note: Races are conducted over an approximate distance as close as possible to the advertised distance, and recorded data may vary accordingly. Official times refer to race times only and do not include handicap times.)

[] Position in running at each section and finish TAB# Saddle cloth number

-:-:- No data available at this section

NA No data available

DNT Did not track

BAR# Barrier/Gate Position

DNF Did not finish

DT-W Distance travelled compared to winner in metres

Fastest split

Fastest section

data processed by



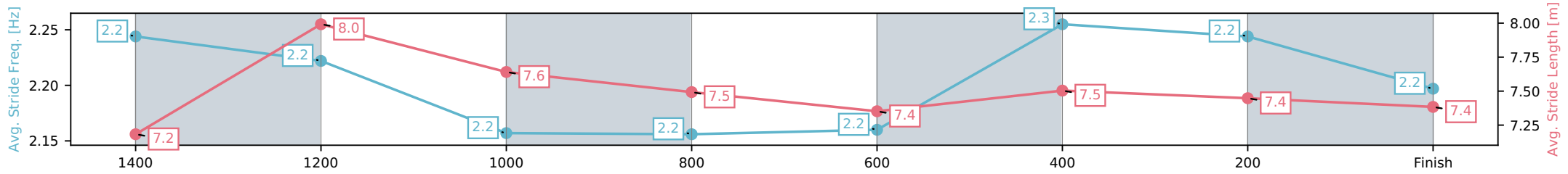
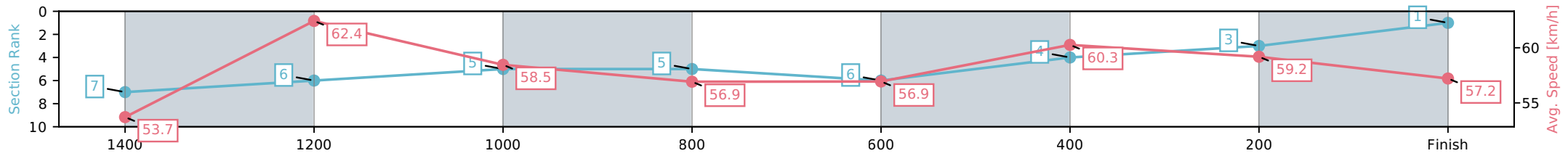
| | |
|--------------------------------|---------------------------------|
| Horse/Jockey Name | Kids Inthe Kitchen/Aidan Keeley |
| Finish Rank | 1 |
| Fastest Section Time (Section) | 0:11.52 (1400-1200) |
| Top Speed [km/h] (Section) | 67.6 (1625 - 1400) |
| Race State | Finished |



Toowoomba QLD --Professional-2026-05-30
 Race 1: TRACKSIDE PHOTOGRAPHY BENCHMARK 58
 Handicap - 1625m
 30 May 2026 - 4:41PM
 Track Rating: Soft 7, Weather: Overcast, Rail Position: +3.5m Entire



| Section | L1625 | L1400 | L1200 | L1000 | L800 | L600 | L400 | L200 |
|------------------------|----------------------|--------------------------|--------------------------|--------------------------|--------------------------|--------------------------|--------------------------|--------------------------|
| Section Times | 1:42.19 (0:15.84) | 1:26.35 [7] (0:11.52) | 1:14.82 [6] (0:12.32) | 1:02.50 [5] (0:12.80) | 0:49.70 [5] (0:12.81) | 0:36.90 [6] (0:12.08) | 0:24.82 [4] (0:12.18) | 0:12.64 [3] (0:12.64) |
| Average Speed [km/h] | 53.7 | 62.4 | 58.5 | 56.9 | 56.9 | 60.3 | 59.2 | 57.2 |
| Top Speed [km/h] | 67.6 | 67.5 | 59.3 | 58.0 | 60.2 | 60.6 | 60.3 | 59.0 |
| Avg. Dist. to Rail [m] | 1.7 | 0.4 | 1.8 | 3.0 | 3.6 | 2.3 | 0.7 | 1.0 |
| Avg. Stride Freq. [Hz] | 2.2 | 2.2 | 2.2 | 2.2 | 2.2 | 2.3 | 2.2 | 2.2 |
| Avg. Stride Length [m] | 7.2 | 8.0 | 7.6 | 7.5 | 7.4 | 7.5 | 7.4 | 7.4 |



[] Ranking at each section and finish
 -:-:- No data available at this section
 NA No data available

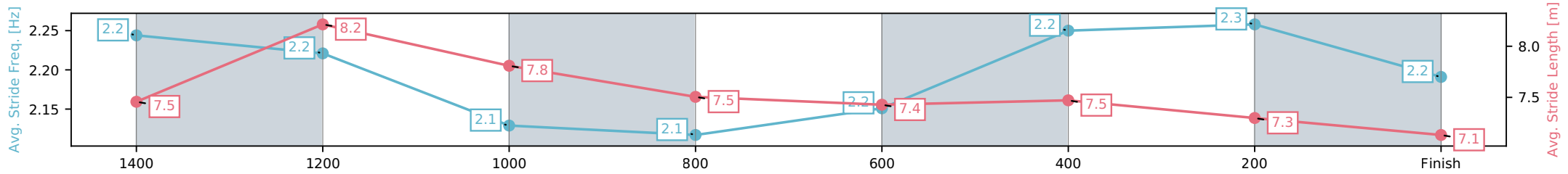
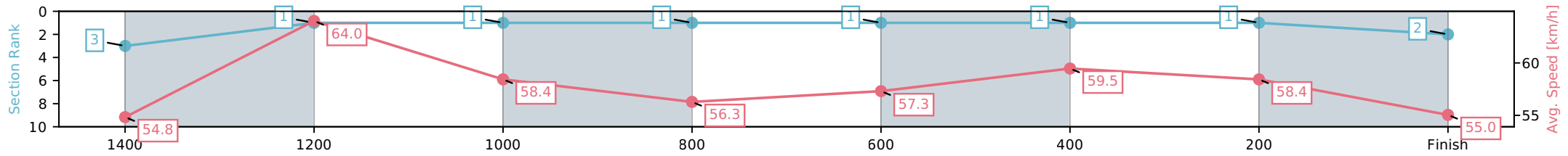
| | |
|--------------------------------|----------------------------------|
| Horse/Jockey Name | Coney Island Baby/Bailey Wheeler |
| Finish Rank | 2 |
| Fastest Section Time (Section) | 0:11.34 (1400-1200) |
| Top Speed [km/h] (Section) | 67.6 (1625 - 1400) |
| Race State | Finished |



Toowoomba QLD --Professional-2026-05-30
 Race 1: TRACKSIDE PHOTOGRAPHY BENCHMARK 58
 Handicap - 1625m
 30 May 2026 - 4:41PM
 Track Rating: Soft 7, Weather: Overcast, Rail Position: +3.5m Entire



| Section | L1625 | L1400 | L1200 | L1000 | L800 | L600 | L400 | L200 |
|------------------------|----------------------|--------------------------|--------------------------|--------------------------|--------------------------|--------------------------|--------------------------|--------------------------|
| Section Times | 1:42.31 (0:15.50) | 1:26.82 [3] (0:11.34) | 1:15.47 [1] (0:12.34) | 1:03.13 [1] (0:12.88) | 0:50.25 [1] (0:12.60) | 0:37.65 [1] (0:12.14) | 0:25.51 [1] (0:12.35) | 0:13.16 [1] (0:13.16) |
| Average Speed [km/h] | 54.8 | 64.0 | 58.4 | 56.3 | 57.3 | 59.5 | 58.4 | 55.0 |
| Top Speed [km/h] | 67.6 | 67.2 | 60.2 | 56.8 | 60.3 | 60.6 | 59.0 | 56.6 |
| Avg. Dist. to Rail [m] | 1.9 | 1.6 | 2.4 | 1.9 | 0.9 | 0.5 | 1.5 | 0.6 |
| Avg. Stride Freq. [Hz] | 2.2 | 2.2 | 2.1 | 2.1 | 2.2 | 2.2 | 2.3 | 2.2 |
| Avg. Stride Length [m] | 7.5 | 8.2 | 7.8 | 7.5 | 7.4 | 7.5 | 7.3 | 7.1 |



[] Ranking at each section and finish
 -:-:- No data available at this section
 NA No data available

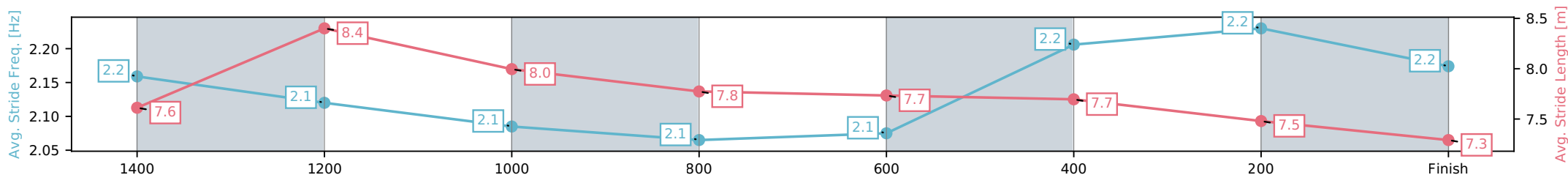
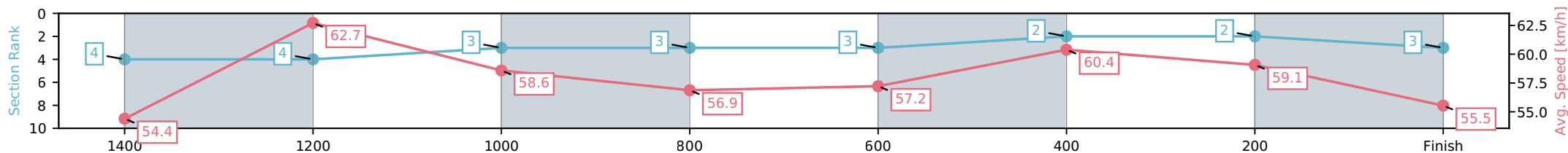
| | |
|--------------------------------|-------------------------|
| Horse/Jockey Name | Cheerful Cat/Les Tilley |
| Finish Rank | 3 |
| Fastest Section Time (Section) | 0:11.64 (1400-1200) |
| Top Speed [km/h] (Section) | 67.2 (1625 - 1400) |
| Race State | Finished |



Toowoomba QLD --Professional-2026-05-30
 Race 1: TRACKSIDE PHOTOGRAPHY BENCHMARK 58
 Handicap - 1625m
 30 May 2026 - 4:41PM
 Track Rating: Soft 7, Weather: Overcast, Rail Position: +3.5m Entire



| Section | L1625 | L1400 | L1200 | L1000 | L800 | L600 | L400 | L200 |
|------------------------|----------------------|--------------------------|--------------------------|--------------------------|--------------------------|--------------------------|--------------------------|--------------------------|
| Section Times | 1:42.42 (0:15.59) | 1:26.83 [4] (0:11.64) | 1:15.18 [4] (0:12.32) | 1:02.86 [3] (0:12.78) | 0:50.08 [3] (0:12.74) | 0:37.33 [3] (0:12.08) | 0:25.26 [2] (0:12.27) | 0:12.99 [2] (0:12.99) |
| Average Speed [km/h] | 54.4 | 62.7 | 58.6 | 56.9 | 57.2 | 60.4 | 59.1 | 55.5 |
| Top Speed [km/h] | 67.2 | 66.8 | 60.4 | 57.6 | 59.7 | 60.7 | 60.7 | 57.7 |
| Avg. Dist. to Rail [m] | 2.6 | 2.2 | 2.3 | 2.5 | 3.9 | 2.5 | 2.0 | 2.5 |
| Avg. Stride Freq. [Hz] | 2.2 | 2.1 | 2.1 | 2.1 | 2.1 | 2.2 | 2.2 | 2.2 |
| Avg. Stride Length [m] | 7.6 | 8.4 | 8.0 | 7.8 | 7.7 | 7.7 | 7.5 | 7.3 |



[] Ranking at each section and finish
 -:-:- No data available at this section
 NA No data available

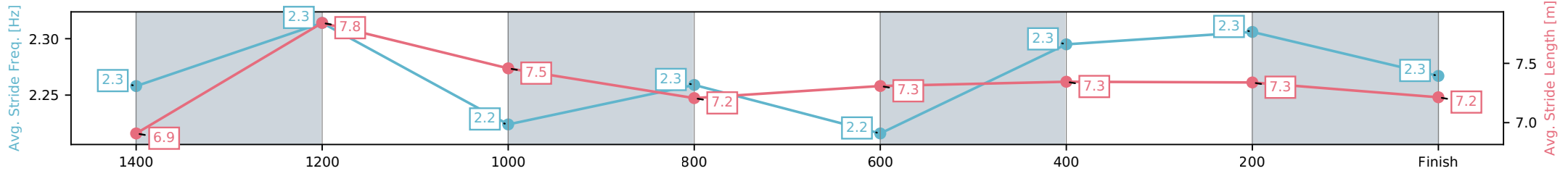
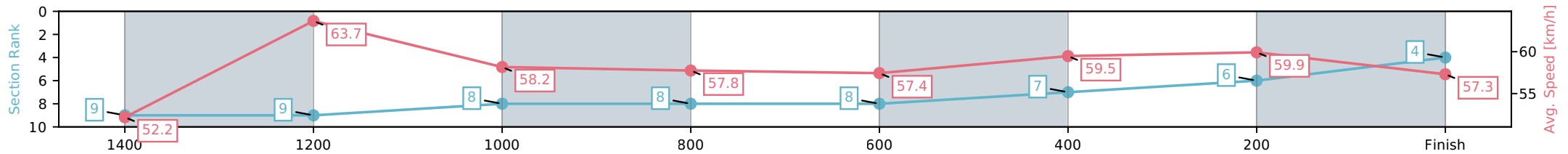
| | |
|--------------------------------|----------------------------|
| Horse/Jockey Name | Flying Rothe/Nozi Tomizawa |
| Finish Rank | 4 |
| Fastest Section Time (Section) | 0:11.45 (1400-1200) |
| Top Speed [km/h] (Section) | 66.0 (1400-1200) |
| Race State | Finished |



Toowoomba QLD --Professional-2026-05-30
 Race 1: TRACKSIDE PHOTOGRAPHY BENCHMARK 58
 Handicap - 1625m
 30 May 2026 - 4:41PM
 Track Rating: Soft 7, Weather: Overcast, Rail Position: +3.5m Entire



| Section | L1625 | L1400 | L1200 | L1000 | L800 | L600 | L400 | L200 |
|------------------------|----------------------|--------------------------|--------------------------|--------------------------|--------------------------|--------------------------|--------------------------|--------------------------|
| Section Times | 1:42.47 (0:16.29) | 1:26.18 [9] (0:11.45) | 1:14.72 [9] (0:12.40) | 1:02.32 [8] (0:12.63) | 0:49.69 [8] (0:12.73) | 0:36.96 [8] (0:12.29) | 0:24.67 [7] (0:12.08) | 0:12.59 [6] (0:12.59) |
| Average Speed [km/h] | 52.2 | 63.7 | 58.2 | 57.8 | 57.4 | 59.5 | 59.9 | 57.3 |
| Top Speed [km/h] | 65.9 | 66.0 | 60.4 | 58.8 | 59.8 | 60.0 | 60.4 | 60.3 |
| Avg. Dist. to Rail [m] | 3.9 | 2.1 | 3.4 | 3.3 | 4.5 | 3.0 | 1.3 | 2.1 |
| Avg. Stride Freq. [Hz] | 2.3 | 2.3 | 2.2 | 2.3 | 2.2 | 2.3 | 2.3 | 2.3 |
| Avg. Stride Length [m] | 6.9 | 7.8 | 7.5 | 7.2 | 7.3 | 7.3 | 7.3 | 7.2 |



- [] Ranking at each section and finish
- :-:- No data available at this section
- NA No data available

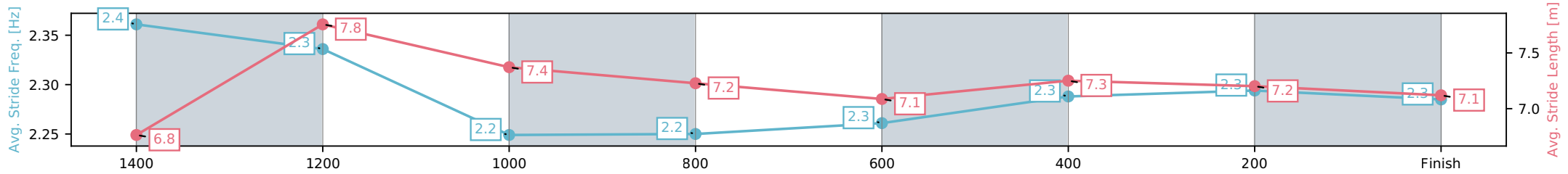
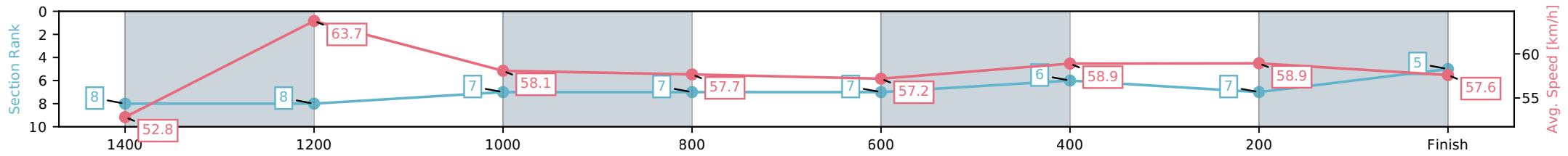
| | |
|--------------------------------|----------------------------|
| Horse/Jockey Name | Best Coffee/Montanna Savva |
| Finish Rank | 5 |
| Fastest Section Time (Section) | 0:11.37 (1400-1200) |
| Top Speed [km/h] (Section) | 66.3 (1400-1200) |
| Race State | Finished |



Toowoomba QLD --Professional-2026-05-30
 Race 1: TRACKSIDE PHOTOGRAPHY BENCHMARK 58
 Handicap - 1625m
 30 May 2026 - 4:41PM
 Track Rating: Soft 7, Weather: Overcast, Rail Position: +3.5m Entire



| Section | L1625 | L1400 | L1200 | L1000 | L800 | L600 | L400 | L200 |
|------------------------|----------------------|--------------------------|--------------------------|--------------------------|--------------------------|--------------------------|--------------------------|--------------------------|
| Section Times | 1:42.59 (0:16.18) | 1:26.40 [8] (0:11.37) | 1:15.04 [8] (0:12.42) | 1:02.61 [7] (0:12.65) | 0:49.96 [7] (0:12.75) | 0:37.21 [7] (0:12.38) | 0:24.83 [6] (0:12.26) | 0:12.56 [7] (0:12.56) |
| Average Speed [km/h] | 52.8 | 63.7 | 58.1 | 57.7 | 57.2 | 58.9 | 58.9 | 57.6 |
| Top Speed [km/h] | 66.1 | 66.3 | 60.8 | 58.0 | 58.3 | 59.4 | 59.3 | 58.8 |
| Avg. Dist. to Rail [m] | 5.1 | 1.4 | 3.0 | 3.2 | 3.7 | 2.6 | 1.1 | 0.3 |
| Avg. Stride Freq. [Hz] | 2.4 | 2.3 | 2.2 | 2.2 | 2.3 | 2.3 | 2.3 | 2.3 |
| Avg. Stride Length [m] | 6.8 | 7.8 | 7.4 | 7.2 | 7.1 | 7.3 | 7.2 | 7.1 |



[] Ranking at each section and finish
 -:-:- No data available at this section
 NA No data available

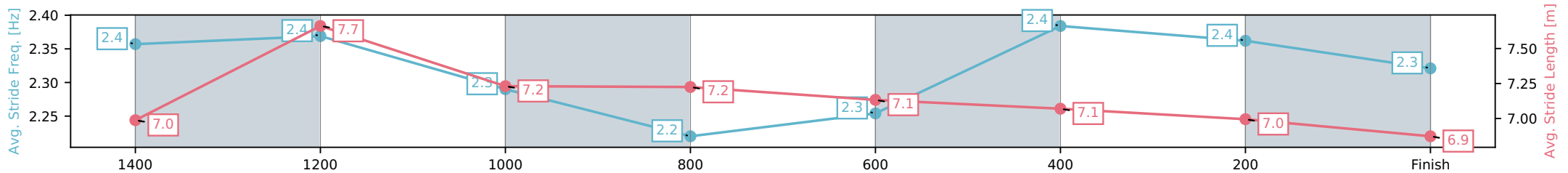
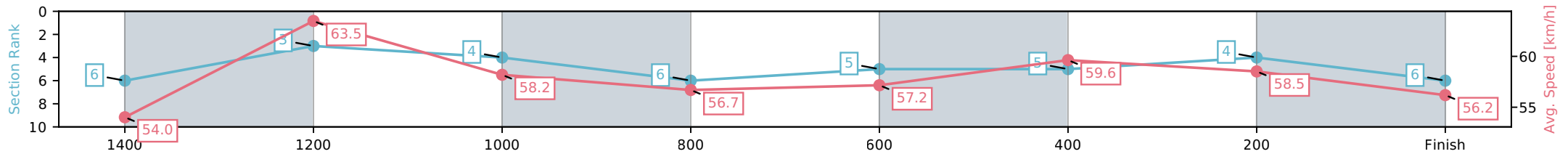
| | |
|--------------------------------|--------------------------------|
| Horse/Jockey Name | Bump'n'run/Georgina Cartwright |
| Finish Rank | 6 |
| Fastest Section Time (Section) | 0:11.53 (1400-1200) |
| Top Speed [km/h] (Section) | 67.4 (1400-1200) |
| Race State | Finished |



Toowoomba QLD --Professional-2026-05-30
 Race 1: TRACKSIDE PHOTOGRAPHY BENCHMARK 58
 Handicap - 1625m
 30 May 2026 - 4:41PM
 Track Rating: Soft 7, Weather: Overcast, Rail Position: +3.5m Entire



| Section | L1625 | L1400 | L1200 | L1000 | L800 | L600 | L400 | L200 |
|------------------------|----------------------|--------------------------|--------------------------|--------------------------|--------------------------|--------------------------|--------------------------|--------------------------|
| Section Times | 1:42.73 (0:15.70) | 1:27.03 [6] (0:11.53) | 1:15.50 [3] (0:12.44) | 1:03.06 [4] (0:12.84) | 0:50.21 [6] (0:12.73) | 0:37.48 [5] (0:12.22) | 0:25.26 [5] (0:12.34) | 0:12.92 [4] (0:12.92) |
| Average Speed [km/h] | 54.0 | 63.5 | 58.2 | 56.7 | 57.2 | 59.6 | 58.5 | 56.2 |
| Top Speed [km/h] | 67.2 | 67.4 | 59.5 | 57.2 | 59.6 | 60.3 | 59.4 | 57.8 |
| Avg. Dist. to Rail [m] | 3.8 | 3.1 | 4.2 | 3.4 | 3.1 | 2.5 | 1.3 | 3.4 |
| Avg. Stride Freq. [Hz] | 2.4 | 2.4 | 2.3 | 2.2 | 2.3 | 2.4 | 2.4 | 2.3 |
| Avg. Stride Length [m] | 7.0 | 7.7 | 7.2 | 7.2 | 7.1 | 7.1 | 7.0 | 6.9 |



[] Ranking at each section and finish
 -:-:- No data available at this section
 NA No data available

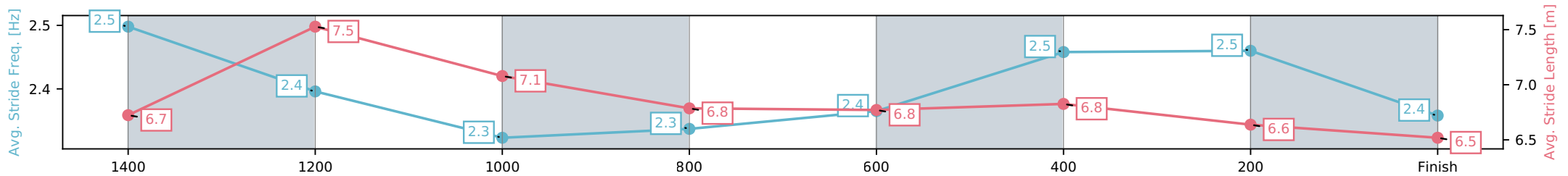
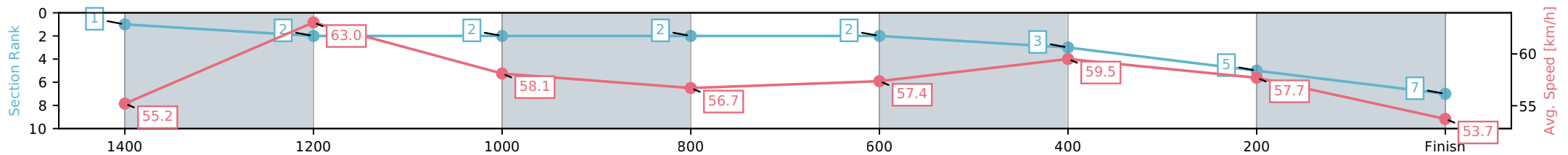
| | |
|--------------------------------|----------------------------|
| Horse/Jockey Name | Harlequin Field/Gary Geran |
| Finish Rank | 7 |
| Fastest Section Time (Section) | 0:11.56 (1400-1200) |
| Top Speed [km/h] (Section) | 67.6 (1625 - 1400) |
| Race State | Finished |



Toowoomba QLD --Professional-2026-05-30
 Race 1: TRACKSIDE PHOTOGRAPHY BENCHMARK 58
 Handicap - 1625m
 30 May 2026 - 4:41PM
 Track Rating: Soft 7, Weather: Overcast, Rail Position: +3.5m Entire



| Section | L1625 | L1400 | L1200 | L1000 | L800 | L600 | L400 | L200 |
|------------------------|----------------------|--------------------------|--------------------------|--------------------------|--------------------------|--------------------------|--------------------------|--------------------------|
| Section Times | 1:43.29 (0:15.44) | 1:27.86 [1] (0:11.56) | 1:16.30 [2] (0:12.43) | 1:03.87 [2] (0:12.89) | 0:50.98 [2] (0:12.67) | 0:38.31 [2] (0:12.28) | 0:26.03 [3] (0:12.57) | 0:13.46 [5] (0:13.46) |
| Average Speed [km/h] | 55.2 | 63.0 | 58.1 | 56.7 | 57.4 | 59.5 | 57.7 | 53.7 |
| Top Speed [km/h] | 67.6 | 66.3 | 59.6 | 57.2 | 58.8 | 60.1 | 58.3 | 57.0 |
| Avg. Dist. to Rail [m] | 5.9 | 2.3 | 3.1 | 3.8 | 3.2 | 2.6 | 2.8 | 3.8 |
| Avg. Stride Freq. [Hz] | 2.5 | 2.4 | 2.3 | 2.3 | 2.4 | 2.5 | 2.5 | 2.4 |
| Avg. Stride Length [m] | 6.7 | 7.5 | 7.1 | 6.8 | 6.8 | 6.8 | 6.6 | 6.5 |



[] Ranking at each section and finish
 -:-:- No data available at this section
 NA No data available

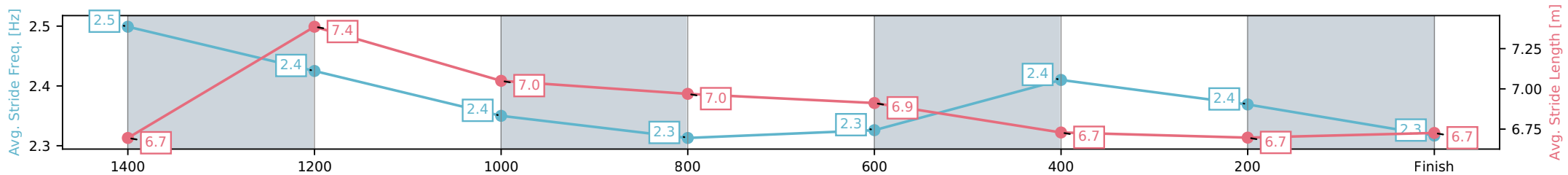
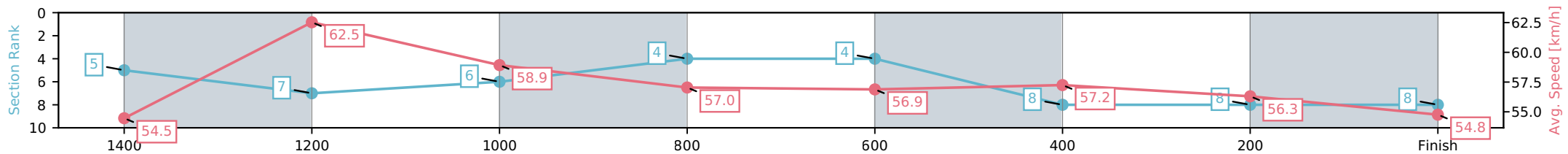
| | |
|--------------------------------|----------------------------|
| Horse/Jockey Name | Pending List/Harrison Shaw |
| Finish Rank | 8 |
| Fastest Section Time (Section) | 0:11.81 (1400-1200) |
| Top Speed [km/h] (Section) | 66.5 (1625 - 1400) |
| Race State | Finished |



Toowoomba QLD --Professional-2026-05-30
 Race 1: TRACKSIDE PHOTOGRAPHY BENCHMARK 58
 Handicap - 1625m
 30 May 2026 - 4:41PM
 Track Rating: Soft 7, Weather: Overcast, Rail Position: +3.5m Entire



| Section | L1625 | L1400 | L1200 | L1000 | L800 | L600 | L400 | L200 |
|------------------------|----------------------|--------------------------|--------------------------|--------------------------|--------------------------|--------------------------|--------------------------|--------------------------|
| Section Times | 1:43.95 (0:15.63) | 1:28.32 [5] (0:11.81) | 1:16.51 [7] (0:12.28) | 1:04.23 [6] (0:12.74) | 0:51.49 [4] (0:12.74) | 0:38.75 [4] (0:12.70) | 0:26.04 [8] (0:12.79) | 0:13.25 [8] (0:13.25) |
| Average Speed [km/h] | 54.5 | 62.5 | 58.9 | 57.0 | 56.9 | 57.2 | 56.3 | 54.8 |
| Top Speed [km/h] | 66.5 | 65.9 | 59.3 | 58.4 | 58.2 | 58.3 | 56.7 | 56.2 |
| Avg. Dist. to Rail [m] | 6.7 | 4.6 | 3.9 | 3.1 | 2.0 | 1.9 | 0.9 | 3.0 |
| Avg. Stride Freq. [Hz] | 2.5 | 2.4 | 2.4 | 2.3 | 2.3 | 2.4 | 2.4 | 2.3 |
| Avg. Stride Length [m] | 6.7 | 7.4 | 7.0 | 7.0 | 6.9 | 6.7 | 6.7 | 6.7 |



- [] Ranking at each section and finish
- :-:- No data available at this section
- NA No data available



Toowoomba QLD

Race 2: PLATINUM GLASS & SECURITY BENCHMARK 70 Handicap - 1625m

30 May 2026 - 5:15PM

Track Rating: Soft 7, Weather: Overcast, Rail Position: +3.5m Entire



Field Times (Race Tempo) 1:42.53 (0:15.93) 1:26.61 (0:11.63) 1:14.97 (0:12.14) 1:02.83 (0:12.48) 0:50.35 (0:12.56) 0:37.78 (0:12.12) 0:25.67 (0:12.44) 0:13.23 (0:13.23)

| Rank | TAB# | Horse | Overall Time | First 400m | Top Speed km/h (Section) | L1625 | L1400 | L1200 | L1000 | L800 | L600 | L400 | L200 |
|------|--------|-------------------|---------------|------------|--------------------------|--------------|-------------|-------------|-------------|-------------|-------------|-------------|--------------|
| | (BAR#) | Jockey | Margin (DT-W) | Last 600m | Fastest Section (Time) | Start - 1400 | 1400 - 1200 | 1200 - 1000 | 1000 - 800 | 800 - 600 | 600 - 400 | 400 - 200 | 200 - Finish |
| 1 | 5 | Matawai | 1:42.53 | 0:26.25 | 65.0 (1625 - 1400) | 1:42.53 | 1:26.52 [3] | 1:14.75 [2] | 1:02.63 [2] | 0:50.10 [2] | 0:37.78 [1] | 0:25.67 [1] | 0:13.23 [1] |
| | (4) | Danny Peisley | | 0:37.79 | 1400-1200 (0:11.77) | (0:16.01) | (0:11.77) | (0:12.12) | (0:12.54) | (0:12.31) | (0:12.12) | (0:12.44) | (0:13.23) |
| 2 | 4 | Marenaro | 1:42.55 | 0:26.85 | 65.5 (1625 - 1400) | 1:42.55 | 1:26.05 [8] | 1:14.20 [6] | 1:02.15 [6] | 0:49.63 [6] | 0:37.31 [5] | 0:24.94 [6] | 0:12.60 [4] |
| | (3) | Gary Geran | 0.1L (-4) | 0:37.31 | 1400-1200 (0:11.85) | (0:16.50) | (0:11.85) | (0:12.04) | (0:12.53) | (0:12.32) | (0:12.37) | (0:12.34) | (0:12.60) |
| 3 | 1 | Connecticut | 1:43.06 | 0:26.45 | 65.1 (1625 - 1400) | 1:43.06 | 1:26.89 [5] | 1:15.06 [5] | 1:02.80 [5] | 0:50.14 [5] | 0:37.80 [6] | 0:25.60 [5] | 0:13.13 [3] |
| | (2) | Corey Sutherland | 3.1L (+0) | 0:37.81 | 1400-1200 (0:11.83) | (0:16.17) | (0:11.83) | (0:12.26) | (0:12.66) | (0:12.33) | (0:12.21) | (0:12.47) | (0:13.13) |
| 4 | 3 | Katdeel | 1:43.34 | 0:26.06 | 66.3 (1625 - 1400) | 1:43.34 | 1:27.42 [1] | 1:15.78 [1] | 1:03.64 [1] | 0:51.16 [1] | 0:38.57 [2] | 0:26.34 [2] | 0:13.76 [2] |
| | (6) | Bailey Wheeler | 4.8L (+5) | 0:38.57 | 1400-1200 (0:11.63) | (0:15.92) | (0:11.63) | (0:12.14) | (0:12.48) | (0:12.59) | (0:12.23) | (0:12.58) | (0:13.76) |
| 5 | 9 | Indy Rose Warrior | 1:43.37 | 0:26.41 | 64.9 (1625 - 1400) | 1:43.37 | 1:27.28 [4] | 1:15.44 [4] | 1:03.39 [3] | 0:50.74 [4] | 0:38.41 [4] | 0:25.97 [4] | 0:13.39 [6] |
| | (1) | Aidan Keeley | 4.9L (-4) | 0:38.41 | 1400-1200 (0:11.84) | (0:16.09) | (0:11.84) | (0:12.05) | (0:12.65) | (0:12.33) | (0:12.44) | (0:12.58) | (0:13.39) |
| 6 | 8 | Madalsa | 1:43.38 | 0:26.82 | 64.2 (1625 - 1400) | 1:43.38 | 1:26.98 [7] | 1:15.01 [7] | 1:02.80 [7] | 0:50.13 [7] | 0:37.80 [8] | 0:25.50 [8] | 0:13.02 [8] |
| | (5) | Les Tilley | 5.0L (-1) | 0:37.81 | 1400-1200 (0:11.97) | (0:16.40) | (0:11.97) | (0:12.21) | (0:12.67) | (0:12.33) | (0:12.30) | (0:12.49) | (0:13.02) |
| 7 | 10 | Blue Chip Girl | 1:43.74 | 0:26.29 | 66.5 (1625 - 1400) | 1:43.74 | 1:27.74 [2] | 1:15.90 [3] | 1:03.72 [4] | 0:51.12 [3] | 0:38.84 [3] | 0:26.47 [3] | 0:13.77 [5] |
| | (7) | Karl Zechner | 7.1L (+1) | 0:38.84 | 1400-1200 (0:11.83) | (0:16.00) | (0:11.83) | (0:12.18) | (0:12.60) | (0:12.28) | (0:12.36) | (0:12.71) | (0:13.77) |
| 8 | 7 | Golden Loom | 1:43.78 | 0:27.12 | 65.2 (1625 - 1400) | 1:43.78 | 1:27.48 [6] | 1:15.07 [8] | 1:02.98 [8] | 0:50.52 [8] | 0:38.35 [7] | 0:26.15 [7] | 0:13.47 [7] |
| | (8) | Nozi Tomizawa | 7.3L (+0) | 0:38.36 | 1200-1000 (0:12.09) | (0:16.30) | (0:12.41) | (0:12.09) | (0:12.47) | (0:12.16) | (0:12.21) | (0:12.68) | (0:13.47) |

Scratched: Luton Hoo (#2), Trapeze Warrior (#6), Suprendre (#11)

Report Created: Sat 30 May 2026

(Note: Races are conducted over an approximate distance as close as possible to the advertised distance, and recorded data may vary accordingly. Official times refer to race times only and do not include handicap times.)

[] Position in running at each section and finish TAB# Saddle cloth number

Fastest split

:-:-- No data available at this section

BAR# Barrier/Gate Position

Fastest section

NA No data available

DNF Did not finish

DNT Did not track

DT-W Distance travelled compared to winner in metres

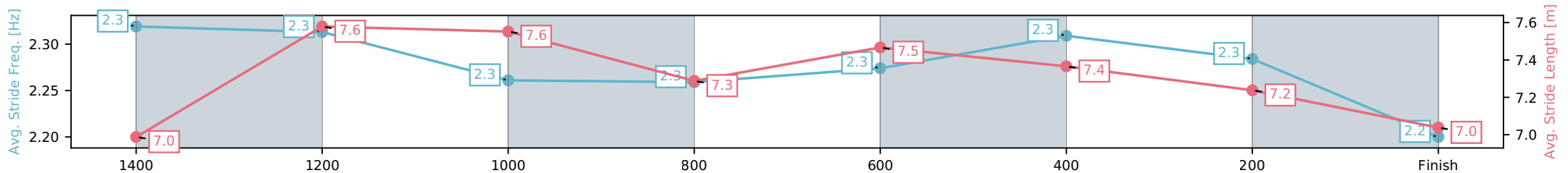
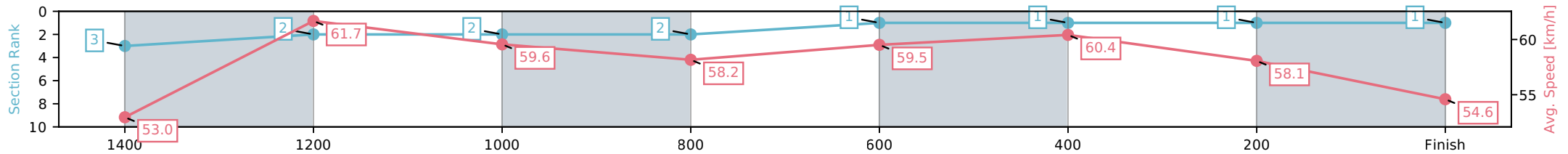
| | |
|--------------------------------|-----------------------|
| Horse/Jockey Name | Matawai/Danny Peisley |
| Finish Rank | 1 |
| Fastest Section Time (Section) | 0:11.77 (1400-1200) |
| Top Speed [km/h] (Section) | 65.0 (1625 - 1400) |
| Race State | Finished |



Toowoomba QLD --Professional-2026-05-30
 Race 2: PLATINUM GLASS & SECURITY BENCHMARK 70
 Handicap - 1625m
 30 May 2026 - 5:15PM
 Track Rating: Soft 7, Weather: Overcast, Rail Position: +3.5m Entire



| Section | L1625 | L1400 | L1200 | L1000 | L800 | L600 | L400 | L200 |
|------------------------|----------------------|--------------------------|--------------------------|--------------------------|--------------------------|--------------------------|--------------------------|--------------------------|
| Section Times | 1:42.53 (0:16.01) | 1:26.52 [3] (0:11.77) | 1:14.75 [2] (0:12.12) | 1:02.63 [2] (0:12.54) | 0:50.10 [2] (0:12.31) | 0:37.78 [1] (0:12.12) | 0:25.67 [1] (0:12.44) | 0:13.23 [1] (0:13.23) |
| Average Speed [km/h] | 53.0 | 61.7 | 59.6 | 58.2 | 59.5 | 60.4 | 58.1 | 54.6 |
| Top Speed [km/h] | 65.0 | 63.7 | 60.9 | 58.6 | 60.1 | 60.9 | 59.6 | 55.9 |
| Avg. Dist. to Rail [m] | 3.9 | 1.7 | 3.1 | 3.4 | 5.2 | 3.5 | 0.7 | 0.2 |
| Avg. Stride Freq. [Hz] | 2.3 | 2.3 | 2.3 | 2.3 | 2.3 | 2.3 | 2.3 | 2.2 |
| Avg. Stride Length [m] | 7.0 | 7.6 | 7.6 | 7.3 | 7.5 | 7.4 | 7.2 | 7.0 |



[] Ranking at each section and finish
 -:-:- No data available at this section
 NA No data available

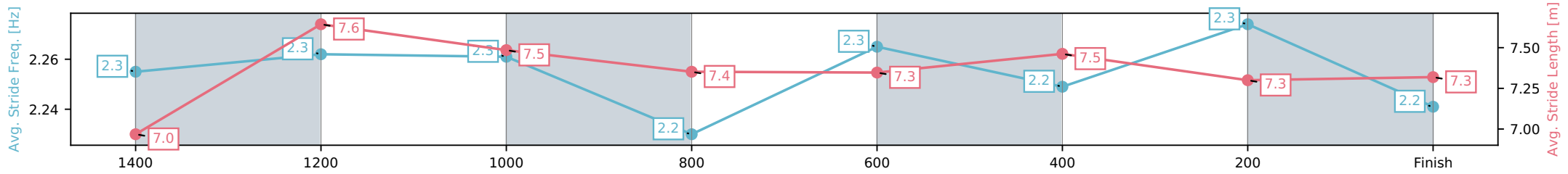
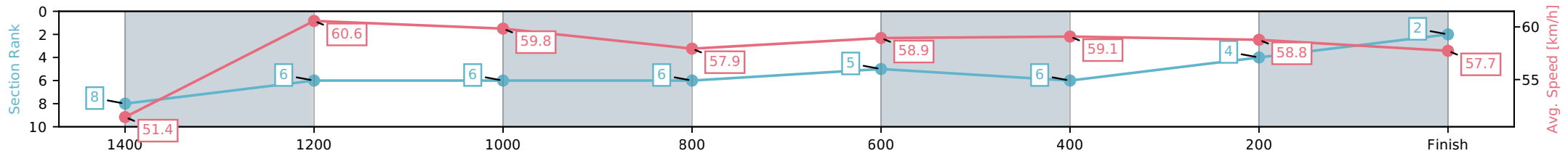
| | |
|--------------------------------|---------------------|
| Horse/Jockey Name | Marenaro/Gary Geran |
| Finish Rank | 2 |
| Fastest Section Time (Section) | 0:11.85 (1400-1200) |
| Top Speed [km/h] (Section) | 65.5 (1625 - 1400) |
| Race State | Finished |



Toowoomba QLD --Professional-2026-05-30
 Race 2: PLATINUM GLASS & SECURITY BENCHMARK 70
 Handicap - 1625m
 30 May 2026 - 5:15PM
 Track Rating: Soft 7, Weather: Overcast, Rail Position: +3.5m Entire



| Section | L1625 | L1400 | L1200 | L1000 | L800 | L600 | L400 | L200 |
|------------------------|----------------------|--------------------------|--------------------------|--------------------------|--------------------------|--------------------------|--------------------------|--------------------------|
| Section Times | 1:42.55 (0:16.50) | 1:26.05 [8] (0:11.85) | 1:14.20 [6] (0:12.04) | 1:02.15 [6] (0:12.53) | 0:49.63 [6] (0:12.32) | 0:37.31 [5] (0:12.37) | 0:24.94 [6] (0:12.34) | 0:12.60 [4] (0:12.60) |
| Average Speed [km/h] | 51.4 | 60.6 | 59.8 | 57.9 | 58.9 | 59.1 | 58.8 | 57.7 |
| Top Speed [km/h] | 65.5 | 63.9 | 61.1 | 59.0 | 60.4 | 60.4 | 59.8 | 59.1 |
| Avg. Dist. to Rail [m] | 2.7 | 0.5 | 1.7 | 1.8 | 3.4 | 2.8 | 2.4 | 2.9 |
| Avg. Stride Freq. [Hz] | 2.3 | 2.3 | 2.3 | 2.2 | 2.3 | 2.2 | 2.3 | 2.2 |
| Avg. Stride Length [m] | 7.0 | 7.6 | 7.5 | 7.4 | 7.3 | 7.5 | 7.3 | 7.3 |



[] Ranking at each section and finish
 -:-:- No data available at this section
 NA No data available

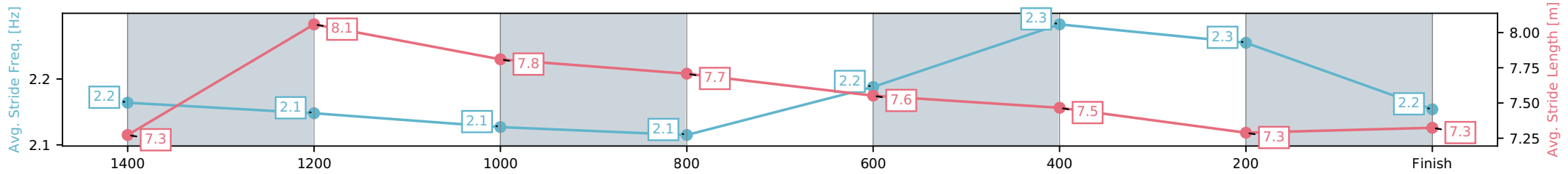
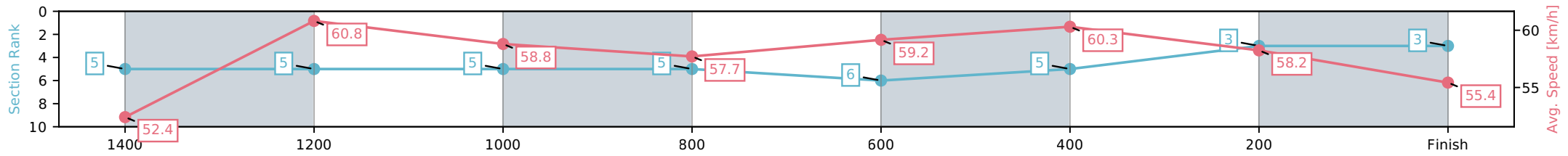
| | |
|--------------------------------|------------------------------|
| Horse/Jockey Name | Connecticut/Corey Sutherland |
| Finish Rank | 3 |
| Fastest Section Time (Section) | 0:11.83 (1400-1200) |
| Top Speed [km/h] (Section) | 65.1 (1625 - 1400) |
| Race State | Finished |



Toowoomba QLD --Professional-2026-05-30
 Race 2: PLATINUM GLASS & SECURITY BENCHMARK 70
 Handicap - 1625m
 30 May 2026 - 5:15PM
 Track Rating: Soft 7, Weather: Overcast, Rail Position: +3.5m Entire



| Section | L1625 | L1400 | L1200 | L1000 | L800 | L600 | L400 | L200 |
|------------------------|----------------------|--------------------------|--------------------------|--------------------------|--------------------------|--------------------------|--------------------------|--------------------------|
| Section Times | 1:43.06 (0:16.17) | 1:26.89 [5] (0:11.83) | 1:15.06 [5] (0:12.26) | 1:02.80 [5] (0:12.66) | 0:50.14 [5] (0:12.33) | 0:37.80 [6] (0:12.21) | 0:25.60 [5] (0:12.47) | 0:13.13 [3] (0:13.13) |
| Average Speed [km/h] | 52.4 | 60.8 | 58.8 | 57.7 | 59.2 | 60.3 | 58.2 | 55.4 |
| Top Speed [km/h] | 65.1 | 63.4 | 59.9 | 59.2 | 60.6 | 61.9 | 59.1 | 57.4 |
| Avg. Dist. to Rail [m] | 2.2 | 1.0 | 3.2 | 3.8 | 4.7 | 4.5 | 2.3 | 3.6 |
| Avg. Stride Freq. [Hz] | 2.2 | 2.1 | 2.1 | 2.1 | 2.2 | 2.3 | 2.3 | 2.2 |
| Avg. Stride Length [m] | 7.3 | 8.1 | 7.8 | 7.7 | 7.6 | 7.5 | 7.3 | 7.3 |



[] Ranking at each section and finish
 -:-:- No data available at this section
 NA No data available

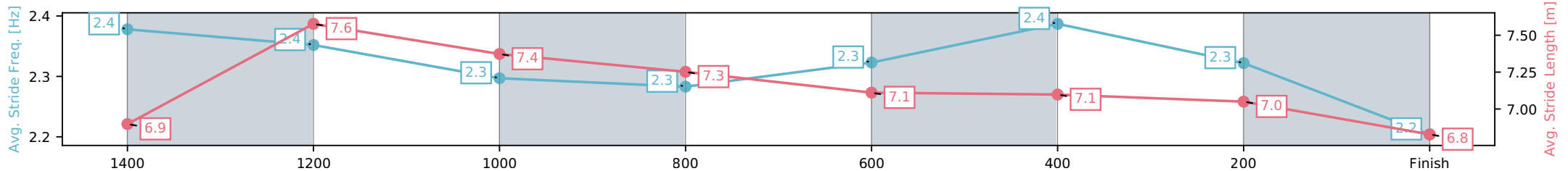
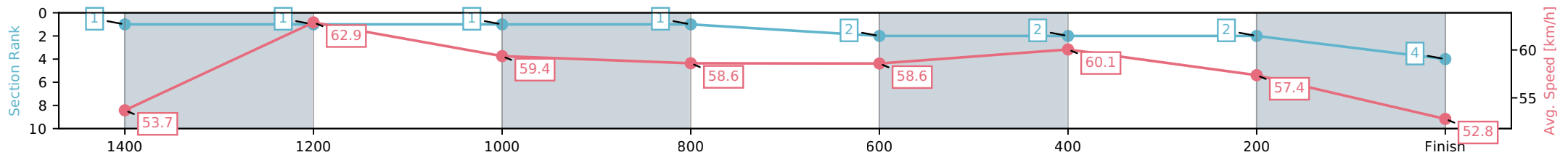
| | |
|--------------------------------|------------------------|
| Horse/Jockey Name | Katdeel/Bailey Wheeler |
| Finish Rank | 4 |
| Fastest Section Time (Section) | 0:11.63 (1400-1200) |
| Top Speed [km/h] (Section) | 66.3 (1625 - 1400) |
| Race State | Finished |



Toowoomba QLD --Professional-2026-05-30
 Race 2: PLATINUM GLASS & SECURITY BENCHMARK 70
 Handicap - 1625m
 30 May 2026 - 5:15PM
 Track Rating: Soft 7, Weather: Overcast, Rail Position: +3.5m Entire



| Section | L1625 | L1400 | L1200 | L1000 | L800 | L600 | L400 | L200 |
|------------------------|----------------------|--------------------------|--------------------------|--------------------------|--------------------------|--------------------------|--------------------------|--------------------------|
| Section Times | 1:43.34 (0:15.92) | 1:27.42 [1] (0:11.63) | 1:15.78 [1] (0:12.14) | 1:03.64 [1] (0:12.48) | 0:51.16 [1] (0:12.59) | 0:38.57 [2] (0:12.23) | 0:26.34 [2] (0:12.58) | 0:13.76 [2] (0:13.76) |
| Average Speed [km/h] | 53.7 | 62.9 | 59.4 | 58.6 | 58.6 | 60.1 | 57.4 | 52.8 |
| Top Speed [km/h] | 66.3 | 65.2 | 61.1 | 60.2 | 59.1 | 61.4 | 59.8 | 55.2 |
| Avg. Dist. to Rail [m] | 5.7 | 2.7 | 2.3 | 3.8 | 7.3 | 4.1 | 0.4 | 1.3 |
| Avg. Stride Freq. [Hz] | 2.4 | 2.4 | 2.3 | 2.3 | 2.3 | 2.4 | 2.3 | 2.2 |
| Avg. Stride Length [m] | 6.9 | 7.6 | 7.4 | 7.3 | 7.1 | 7.1 | 7.0 | 6.8 |



[] Ranking at each section and finish
 -:-:- No data available at this section
 NA No data available

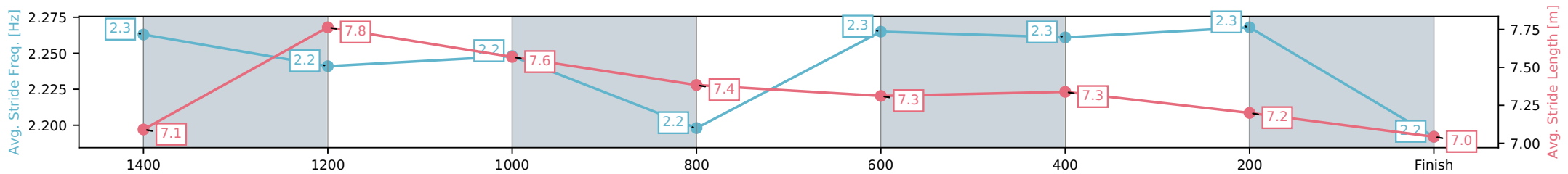
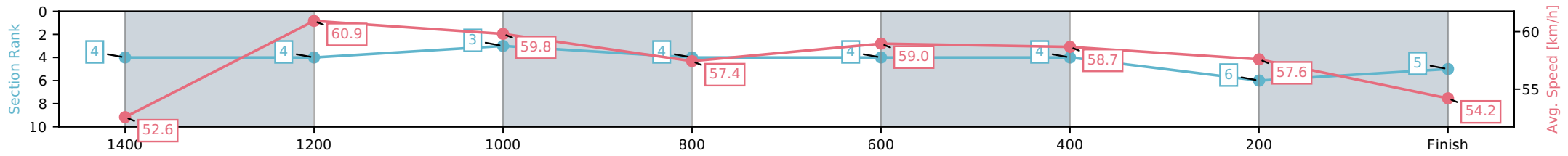
| | |
|--------------------------------|--------------------------------|
| Horse/Jockey Name | Indy Rose Warrior/Aidan Keeley |
| Finish Rank | 5 |
| Fastest Section Time (Section) | 0:11.84 (1400-1200) |
| Top Speed [km/h] (Section) | 64.9 (1625 - 1400) |
| Race State | Finished |



Toowoomba QLD --Professional-2026-05-30
 Race 2: PLATINUM GLASS & SECURITY BENCHMARK 70
 Handicap - 1625m
 30 May 2026 - 5:15PM
 Track Rating: Soft 7, Weather: Overcast, Rail Position: +3.5m Entire



| Section | L1625 | L1400 | L1200 | L1000 | L800 | L600 | L400 | L200 |
|------------------------|----------------------|--------------------------|--------------------------|--------------------------|--------------------------|--------------------------|--------------------------|--------------------------|
| Section Times | 1:43.37 (0:16.09) | 1:27.28 [4] (0:11.84) | 1:15.44 [4] (0:12.05) | 1:03.39 [3] (0:12.65) | 0:50.74 [4] (0:12.33) | 0:38.41 [4] (0:12.44) | 0:25.97 [4] (0:12.58) | 0:13.39 [6] (0:13.39) |
| Average Speed [km/h] | 52.6 | 60.9 | 59.8 | 57.4 | 59.0 | 58.7 | 57.6 | 54.2 |
| Top Speed [km/h] | 64.9 | 64.0 | 61.1 | 59.3 | 59.5 | 59.4 | 58.6 | 56.2 |
| Avg. Dist. to Rail [m] | 1.9 | 0.7 | 2.6 | 2.5 | 3.0 | 2.6 | 1.8 | 1.5 |
| Avg. Stride Freq. [Hz] | 2.3 | 2.2 | 2.2 | 2.2 | 2.3 | 2.3 | 2.3 | 2.2 |
| Avg. Stride Length [m] | 7.1 | 7.8 | 7.6 | 7.4 | 7.3 | 7.3 | 7.2 | 7.0 |



[] Ranking at each section and finish
 -:-:- No data available at this section
 NA No data available

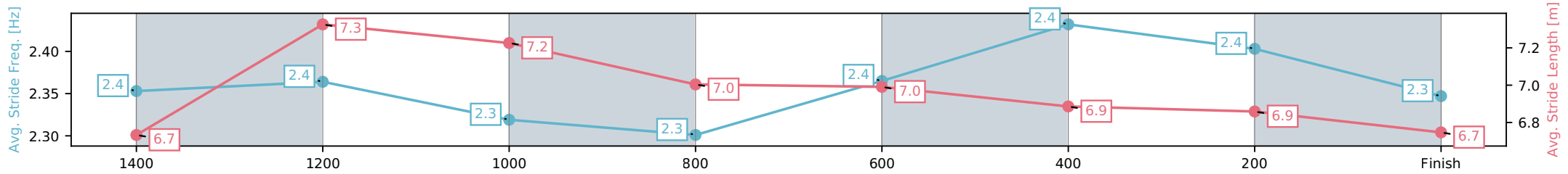
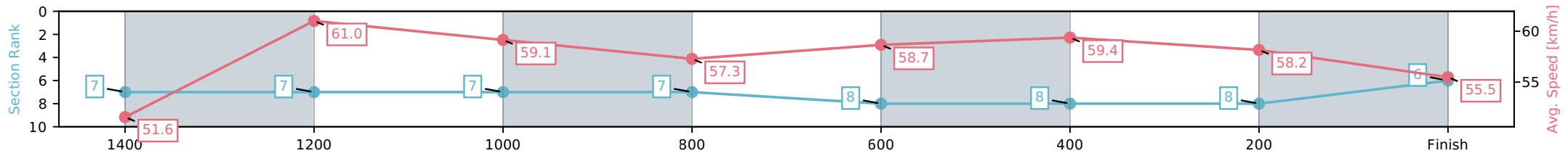
| | |
|--------------------------------|---------------------|
| Horse/Jockey Name | Madalsa/Les Tilley |
| Finish Rank | 6 |
| Fastest Section Time (Section) | 0:11.97 (1400-1200) |
| Top Speed [km/h] (Section) | 64.2 (1625 - 1400) |
| Race State | Finished |



Toowoomba QLD --Professional-2026-05-30
 Race 2: PLATINUM GLASS & SECURITY BENCHMARK 70
 Handicap - 1625m
 30 May 2026 - 5:15PM
 Track Rating: Soft 7, Weather: Overcast, Rail Position: +3.5m Entire



| Section | L1625 | L1400 | L1200 | L1000 | L800 | L600 | L400 | L200 |
|------------------------|----------------------|--------------------------|--------------------------|--------------------------|--------------------------|--------------------------|--------------------------|--------------------------|
| Section Times | 1:43.38 (0:16.40) | 1:26.98 [7] (0:11.97) | 1:15.01 [7] (0:12.21) | 1:02.80 [7] (0:12.67) | 0:50.13 [7] (0:12.33) | 0:37.80 [8] (0:12.30) | 0:25.50 [8] (0:12.49) | 0:13.02 [8] (0:13.02) |
| Average Speed [km/h] | 51.6 | 61.0 | 59.1 | 57.3 | 58.7 | 59.4 | 58.2 | 55.5 |
| Top Speed [km/h] | 64.2 | 63.1 | 60.8 | 58.9 | 59.7 | 60.4 | 58.8 | 57.3 |
| Avg. Dist. to Rail [m] | 4.3 | 2.7 | 4.3 | 2.4 | 2.0 | 2.9 | 2.4 | 3.3 |
| Avg. Stride Freq. [Hz] | 2.4 | 2.4 | 2.3 | 2.3 | 2.4 | 2.4 | 2.4 | 2.3 |
| Avg. Stride Length [m] | 6.7 | 7.3 | 7.2 | 7.0 | 7.0 | 6.9 | 6.9 | 6.7 |



[] Ranking at each section and finish
 -:-:- No data available at this section
 NA No data available

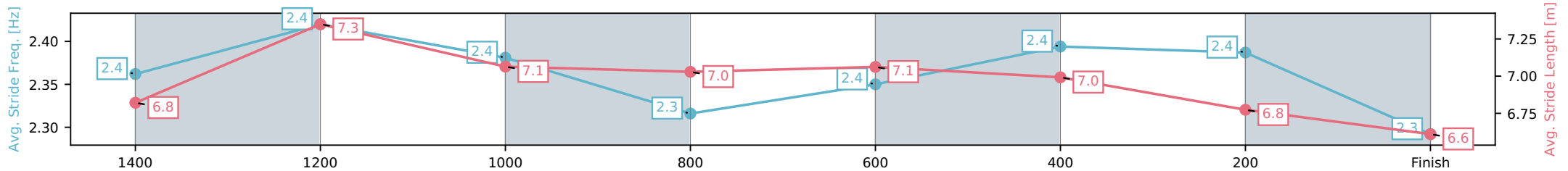
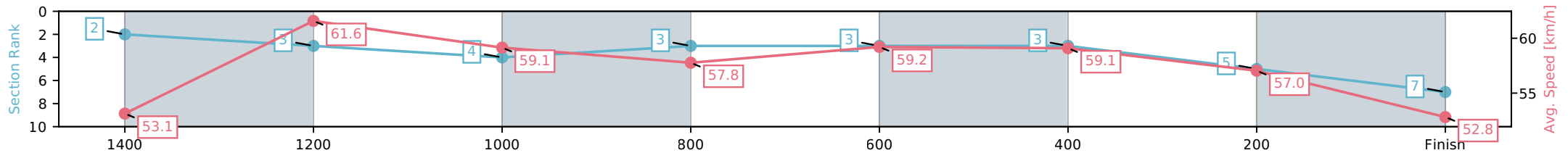
| | |
|--------------------------------|-----------------------------|
| Horse/Jockey Name | Blue Chip Girl/Karl Zechner |
| Finish Rank | 7 |
| Fastest Section Time (Section) | 0:11.83 (1400-1200) |
| Top Speed [km/h] (Section) | 66.5 (1625 - 1400) |
| Race State | Finished |



Toowoomba QLD --Professional-2026-05-30
 Race 2: PLATINUM GLASS & SECURITY BENCHMARK 70
 Handicap - 1625m
 30 May 2026 - 5:15PM
 Track Rating: Soft 7, Weather: Overcast, Rail Position: +3.5m Entire



| Section | L1625 | L1400 | L1200 | L1000 | L800 | L600 | L400 | L200 |
|------------------------|----------------------|--------------------------|--------------------------|--------------------------|--------------------------|--------------------------|--------------------------|--------------------------|
| Section Times | 1:43.74 (0:16.00) | 1:27.74 [2] (0:11.83) | 1:15.90 [3] (0:12.18) | 1:03.72 [4] (0:12.60) | 0:51.12 [3] (0:12.28) | 0:38.84 [3] (0:12.36) | 0:26.47 [3] (0:12.71) | 0:13.77 [5] (0:13.77) |
| Average Speed [km/h] | 53.1 | 61.6 | 59.1 | 57.8 | 59.2 | 59.1 | 57.0 | 52.8 |
| Top Speed [km/h] | 66.5 | 64.7 | 60.2 | 58.5 | 60.1 | 60.2 | 57.8 | 55.4 |
| Avg. Dist. to Rail [m] | 5.5 | 1.9 | 2.4 | 2.3 | 3.6 | 3.0 | 1.9 | 2.6 |
| Avg. Stride Freq. [Hz] | 2.4 | 2.4 | 2.4 | 2.3 | 2.4 | 2.4 | 2.4 | 2.3 |
| Avg. Stride Length [m] | 6.8 | 7.3 | 7.1 | 7.0 | 7.1 | 7.0 | 6.8 | 6.6 |



[] Ranking at each section and finish
 -:-:- No data available at this section
 NA No data available

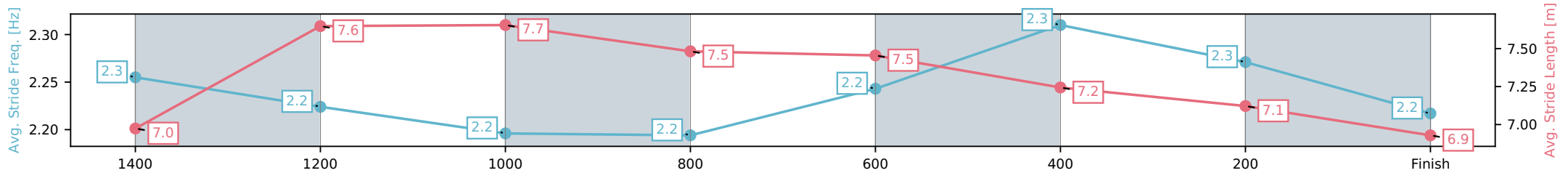
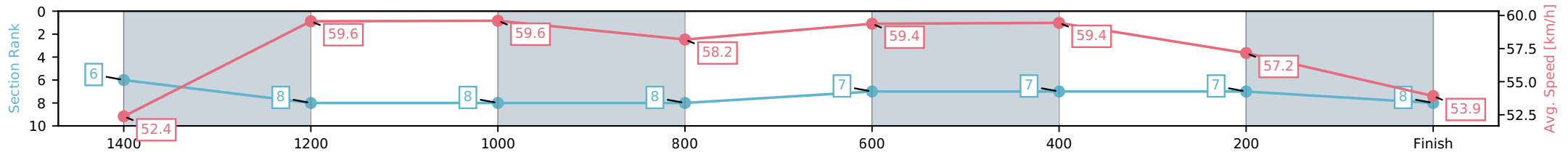
| | |
|--------------------------------|---------------------------|
| Horse/Jockey Name | Golden Loom/Nozi Tomizawa |
| Finish Rank | 8 |
| Fastest Section Time (Section) | 0:12.09 (1200-1000) |
| Top Speed [km/h] (Section) | 65.2 (1625 - 1400) |
| Race State | Finished |



Toowoomba QLD --Professional-2026-05-30
 Race 2: PLATINUM GLASS & SECURITY BENCHMARK 70
 Handicap - 1625m
 30 May 2026 - 5:15PM
 Track Rating: Soft 7, Weather: Overcast, Rail Position: +3.5m Entire



| Section | L1625 | L1400 | L1200 | L1000 | L800 | L600 | L400 | L200 |
|------------------------|----------------------|--------------------------|--------------------------|--------------------------|--------------------------|--------------------------|--------------------------|--------------------------|
| Section Times | 1:43.78 (0:16.30) | 1:27.48 [6] (0:12.41) | 1:15.07 [8] (0:12.09) | 1:02.98 [8] (0:12.47) | 0:50.52 [8] (0:12.16) | 0:38.35 [7] (0:12.21) | 0:26.15 [7] (0:12.68) | 0:13.47 [7] (0:13.47) |
| Average Speed [km/h] | 52.4 | 59.6 | 59.6 | 58.2 | 59.4 | 59.4 | 57.2 | 53.9 |
| Top Speed [km/h] | 65.2 | 63.7 | 60.8 | 59.8 | 60.5 | 60.7 | 57.9 | 56.2 |
| Avg. Dist. to Rail [m] | 8.2 | 4.6 | 2.5 | 1.6 | 1.8 | 1.5 | 1.7 | 1.4 |
| Avg. Stride Freq. [Hz] | 2.3 | 2.2 | 2.2 | 2.2 | 2.2 | 2.3 | 2.3 | 2.2 |
| Avg. Stride Length [m] | 7.0 | 7.6 | 7.7 | 7.5 | 7.5 | 7.2 | 7.1 | 6.9 |



- [] Ranking at each section and finish
- :-:- No data available at this section
- NA No data available



Toowoomba QLD

Race 3: 1EQUINE - FOR THE EQUINE ATHLETE Maiden Plate - 1300m

30 May 2026 - 5:50PM

Track Rating: Soft 7, Weather: Overcast, Rail Position: +3.5m Entire



Field Times (Race Tempo) 1:22.22 (0:08.47) 1:13.75 (0:10.87) 1:02.88 (0:11.60) 0:51.28 (0:12.19) 0:39.09 (0:12.39) 0:26.70 (0:13.12) 0:13.58 (0:13.58)

| Rank | TAB# | Horse | Overall Time | First 400m | Top Speed km/h (Section) | L1300 | L1200 | L1000 | L800 | L600 | L400 | L200 | |
|------|--------|---------------------|---------------|------------|--------------------------|--------------|--------------|--------------|--------------|--------------|--------------|--------------|--|
| | (BAR#) | Jockey | Margin (DT-W) | Last 600m | Fastest Section (Time) | Start - 1200 | 1200 - 1000 | 1000 - 800 | 800 - 600 | 600 - 400 | 400 - 200 | 200 - Finish | |
| 1 | 10 | Run To You | 1:22.22 | 0:25.93 | 67.4 (1200-1000) | 1:22.22 | 1:13.09 [9] | 1:02.18 [9] | 0:50.31 [9] | 0:38.29 [9] | 0:25.95 [8] | 0:13.40 [2] | |
| | (7) | Aidan Keeley | | 0:38.30 | 1200-1000 (0:10.91) | (0:09.13) | (0:10.91) | (0:11.87) | (0:12.02) | (0:12.34) | (0:12.56) | (0:13.40) | |
| 2 | 3 | Wild Bean | 1:22.45 | 0:25.61 | 66.6 (1200-1000) | 1:22.45 | 1:13.52 [8] | 1:02.53 [8] | 0:50.81 [8] | 0:38.75 [8] | 0:26.40 [6] | 0:13.37 [6] | |
| | (3) | Les Tilley | 1.4L (-2) | 0:38.75 | 1200-1000 (0:10.99) | (0:08.93) | (0:10.99) | (0:11.72) | (0:12.06) | (0:12.35) | (0:13.03) | (0:13.37) | |
| 3 | 2 | Something Shiny | 1:22.62 | 0:25.27 | 66.2 (1200-1000) | 1:22.62 | 1:14.12 [2] | 1:03.07 [4] | 0:51.47 [3] | 0:39.33 [3] | 0:26.82 [3] | 0:13.78 [3] | |
| | (1) | Bailey Wheeler | 2.4L (-4) | 0:39.33 | 1200-1000 (0:11.04) | (0:08.50) | (0:11.04) | (0:11.60) | (0:12.14) | (0:12.52) | (0:13.03) | (0:13.78) | |
| 4 | 8 | Usual Limits | 1:22.71 | 0:25.08 | 67.8 (1200-1000) | 1:22.71 | 1:14.24 [1] | 1:03.33 [2] | 0:51.74 [2] | 0:39.58 [2] | 0:27.19 [1] | 0:14.07 [1] | |
| | (4) | Corey Sutherland | 2.9L (+2) | 0:39.57 | 1200-1000 (0:10.91) | (0:08.47) | (0:10.91) | (0:11.59) | (0:12.16) | (0:12.38) | (0:13.12) | (0:14.07) | |
| 5 | 6 | Markham Miss | 1:22.97 | 0:25.48 | 66.4 (1200-1000) | 1:22.97 | 1:14.19 [7] | 1:03.19 [6] | 0:51.53 [5] | 0:39.32 [6] | 0:26.94 [5] | 0:14.02 [5] | |
| | (5) | Gary Geran | 4.4L (-1) | 0:39.32 | 1200-1000 (0:11.00) | (0:08.78) | (0:11.00) | (0:11.66) | (0:12.21) | (0:12.38) | (0:12.92) | (0:14.02) | |
| 6 | 1 | Revantas | 1:23.29 | 0:25.02 | 68.4 (1200-1000) | 1:23.29 | 1:14.71 [4] | 1:03.95 [1] | 0:52.35 [1] | 0:40.16 [1] | 0:27.62 [2] | 0:14.36 [4] | |
| | (6) | Georgina Cartwright | 6.3L (-2) | 0:40.16 | 1200-1000 (0:10.76) | (0:08.58) | (0:10.76) | (0:11.60) | (0:12.19) | (0:12.54) | (0:13.26) | (0:14.36) | |
| 7 | 9 | Yes Is The Answer | 1:23.86 | 0:26.21 | 65.9 (1200-1000) | 1:23.86 | 1:14.58 [10] | 1:03.39 [10] | 0:51.77 [10] | 0:39.55 [10] | 0:27.08 [10] | 0:14.03 [9] | |
| | (9) | Kelsey Lenton | 9.7L (-2) | 0:39.55 | 1200-1000 (0:11.20) | (0:09.28) | (0:11.20) | (0:11.62) | (0:12.22) | (0:12.47) | (0:13.05) | (0:14.03) | |
| 8 | 5 | Captivate Legend | 1:24.46 | 0:25.25 | 67.9 (1200-1000) | 1:24.46 | 1:15.90 [3] | 1:05.02 [3] | 0:53.21 [4] | 0:40.93 [5] | 0:28.27 [7] | 0:14.90 [8] | |
| | (8) | Danny Peisley | 13.2L (+6) | 0:40.92 | 1200-1000 (0:10.88) | (0:08.56) | (0:10.88) | (0:11.81) | (0:12.28) | (0:12.66) | (0:13.36) | (0:14.90) | |
| 9 | 7 | Sweet Armani | 1:25.06 | 0:25.44 | 66.9 (1200-1000) | 1:25.06 | 1:16.43 [5] | 1:05.43 [5] | 0:53.54 [7] | 0:41.38 [7] | 0:28.67 [9] | 0:14.91 [10] | |
| | (10) | Jett Newman | 16.7L (+6) | 0:41.38 | 1200-1000 (0:11.00) | (0:08.63) | (0:11.00) | (0:11.89) | (0:12.16) | (0:12.71) | (0:13.76) | (0:14.91) | |
| 10 | 11 | Monaroma | 1:25.11 | 0:25.55 | 66.2 (1200-1000) | 1:25.11 | 1:16.37 [6] | 1:05.30 [7] | 0:53.63 [6] | 0:41.59 [4] | 0:29.10 [4] | 0:15.62 [7] | |
| | (2) | Montanna Savva | 17.0L (-5) | 0:41.59 | 1200-1000 (0:11.07) | (0:08.74) | (0:11.07) | (0:11.67) | (0:12.04) | (0:12.49) | (0:13.48) | (0:15.62) | |

Scratched: Akku (#4), Flying Akeed (#12), Bombus (#13), Love The Governess (#14), Royal Drama (#15), Chimborazo (#16), Better Go Torque (#17)

Report Created: Sat 30 May 2026

(Note: Races are conducted over an approximate distance as close as possible to the advertised distance, and recorded data may vary accordingly. Official times refer to race times only and do not include handicap times.)

[] Position in running at each section and finish TAB# Saddle cloth number

Fastest split

-:-:- No data available at this section

BAR# Barrier/Gate Position

Fastest section

NA No data available

DNF Did not finish

DNT Did not track

DT-W Distance travelled compared to winner in metres

| | |
|--------------------------------|-------------------------|
| Horse/Jockey Name | Run To You/Aidan Keeley |
| Finish Rank | 1 |
| Fastest Section Time (Section) | 0:10.91 (1200-1000) |
| Top Speed [km/h] (Section) | 67.4 (1200-1000) |
| Race State | Finished |



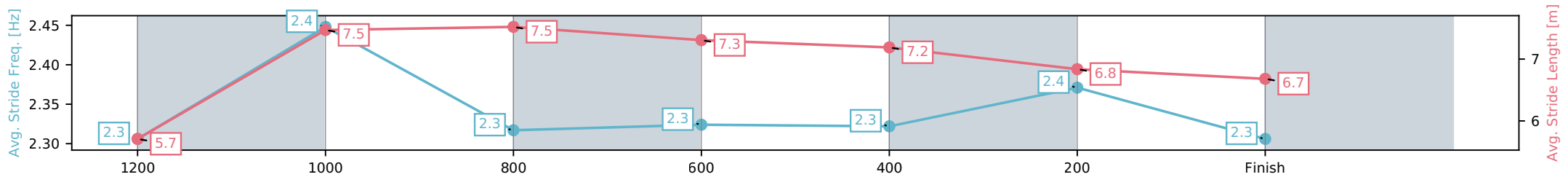
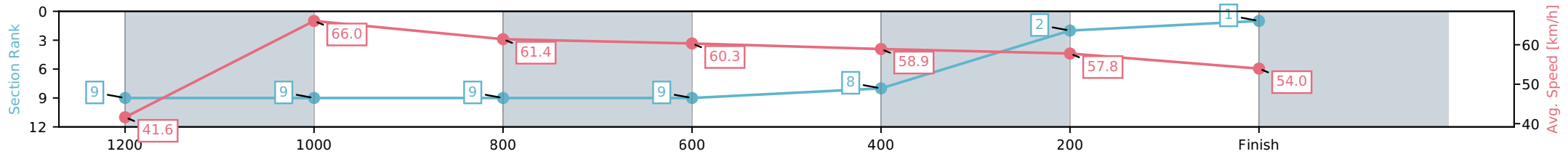
Toowoomba QLD --Professional-2026-05-30
 Race 3: 1EQUINE - FOR THE EQUINE ATHLETE Maiden Plate
 - 1300m



30 May 2026 - 5:50PM

Track Rating: Soft 7, Weather: Overcast, Rail Position: +3.5m Entire

| Section | L1300 | L1200 | L1000 | L800 | L600 | L400 | L200 |
|------------------------|----------------------|--------------------------|--------------------------|--------------------------|--------------------------|--------------------------|--------------------------|
| Section Times | 1:22.22 (0:09.13) | 1:13.09 [9] (0:10.91) | 1:02.18 [9] (0:11.87) | 0:50.31 [9] (0:12.02) | 0:38.29 [9] (0:12.34) | 0:25.95 [8] (0:12.56) | 0:13.40 [2] (0:13.40) |
| Average Speed [km/h] | 41.6 | 66.0 | 61.4 | 60.3 | 58.9 | 57.8 | 54.0 |
| Top Speed [km/h] | 60.2 | 67.4 | 64.2 | 60.6 | 60.5 | 58.5 | 57.4 |
| Avg. Dist. to Rail [m] | 6.9 | 4.9 | 3.5 | 2.3 | 1.9 | 2.4 | 2.2 |
| Avg. Stride Freq. [Hz] | 2.3 | 2.4 | 2.3 | 2.3 | 2.3 | 2.4 | 2.3 |
| Avg. Stride Length [m] | 5.7 | 7.5 | 7.5 | 7.3 | 7.2 | 6.8 | 6.7 |



- [] Ranking at each section and finish
- :-:- No data available at this section
- NA No data available

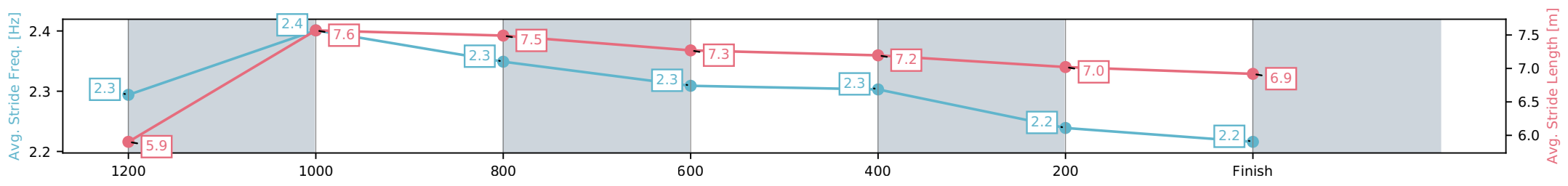
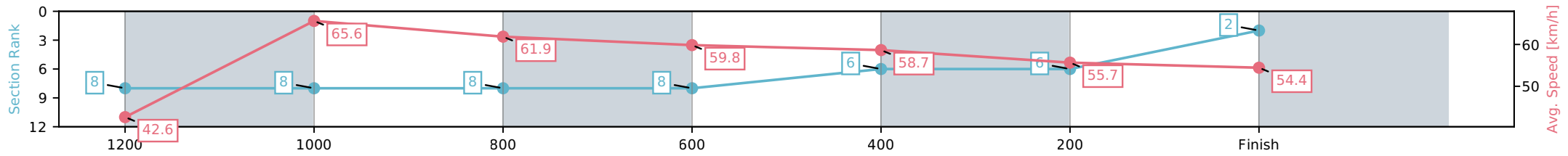
| | |
|--------------------------------|----------------------|
| Horse/Jockey Name | Wild Bean/Les Tilley |
| Finish Rank | 2 |
| Fastest Section Time (Section) | 0:10.99 (1200-1000) |
| Top Speed [km/h] (Section) | 66.6 (1200-1000) |
| Race State | Finished |



Toowoomba QLD --Professional-2026-05-30
 Race 3: 1EQUINE - FOR THE EQUINE ATHLETE Maiden Plate - 1300m
 30 May 2026 - 5:50PM
 Track Rating: Soft 7, Weather: Overcast, Rail Position: +3.5m Entire



| Section | L1300 | L1200 | L1000 | L800 | L600 | L400 | L200 |
|------------------------|----------------------|--------------------------|--------------------------|--------------------------|--------------------------|--------------------------|--------------------------|
| Section Times | 1:22.45 (0:08.93) | 1:13.52 [8] (0:10.99) | 1:02.53 [8] (0:11.72) | 0:50.81 [8] (0:12.06) | 0:38.75 [8] (0:12.35) | 0:26.40 [6] (0:13.03) | 0:13.37 [6] (0:13.37) |
| Average Speed [km/h] | 42.6 | 65.6 | 61.9 | 59.8 | 58.7 | 55.7 | 54.4 |
| Top Speed [km/h] | 60.4 | 66.6 | 64.8 | 60.8 | 60.6 | 56.6 | 55.1 |
| Avg. Dist. to Rail [m] | 5.0 | 2.7 | 2.0 | 0.8 | 1.3 | 1.6 | 1.9 |
| Avg. Stride Freq. [Hz] | 2.3 | 2.4 | 2.3 | 2.3 | 2.3 | 2.2 | 2.2 |
| Avg. Stride Length [m] | 5.9 | 7.6 | 7.5 | 7.3 | 7.2 | 7.0 | 6.9 |



[] Ranking at each section and finish
 -:-:- No data available at this section
 NA No data available

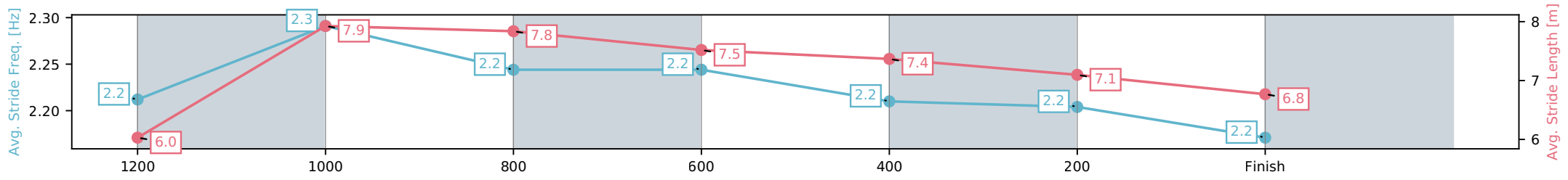
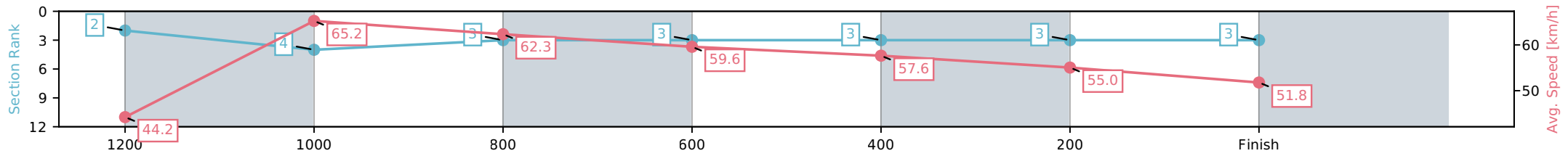
| | |
|--------------------------------|--------------------------------|
| Horse/Jockey Name | Something Shiny/Bailey Wheeler |
| Finish Rank | 3 |
| Fastest Section Time (Section) | 0:11.04 (1200-1000) |
| Top Speed [km/h] (Section) | 66.2 (1200-1000) |
| Race State | Finished |



Toowoomba QLD --Professional-2026-05-30
 Race 3: 1EQUINE - FOR THE EQUINE ATHLETE Maiden Plate - 1300m
 30 May 2026 - 5:50PM
 Track Rating: Soft 7, Weather: Overcast, Rail Position: +3.5m Entire



| Section | L1300 | L1200 | L1000 | L800 | L600 | L400 | L200 |
|------------------------|----------------------|--------------------------|--------------------------|--------------------------|--------------------------|--------------------------|--------------------------|
| Section Times | 1:22.62 (0:08.50) | 1:14.12 [2] (0:11.04) | 1:03.07 [4] (0:11.60) | 0:51.47 [3] (0:12.14) | 0:39.33 [3] (0:12.52) | 0:26.82 [3] (0:13.03) | 0:13.78 [3] (0:13.78) |
| Average Speed [km/h] | 44.2 | 65.2 | 62.3 | 59.6 | 57.6 | 55.0 | 51.8 |
| Top Speed [km/h] | 62.8 | 66.2 | 63.5 | 61.1 | 59.5 | 56.6 | 53.7 |
| Avg. Dist. to Rail [m] | 2.5 | 1.8 | 1.0 | 1.4 | 0.6 | 0.8 | 0.6 |
| Avg. Stride Freq. [Hz] | 2.2 | 2.3 | 2.2 | 2.2 | 2.2 | 2.2 | 2.2 |
| Avg. Stride Length [m] | 6.0 | 7.9 | 7.8 | 7.5 | 7.4 | 7.1 | 6.8 |



[] Ranking at each section and finish
 -:-:- No data available at this section
 NA No data available

| | |
|--------------------------------|-------------------------------|
| Horse/Jockey Name | Usual Limits/Corey Sutherland |
| Finish Rank | 4 |
| Fastest Section Time (Section) | 0:10.91 (1200-1000) |
| Top Speed [km/h] (Section) | 67.8 (1200-1000) |
| Race State | Finished |



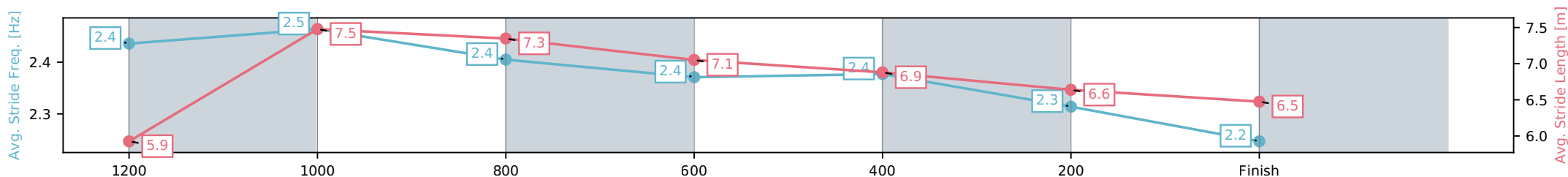
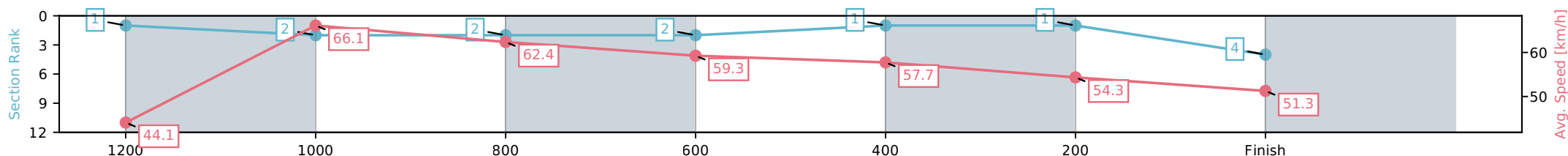
Toowoomba QLD --Professional-2026-05-30
 Race 3: 1EQUINE - FOR THE EQUINE ATHLETE Maiden Plate
 - 1300m



30 May 2026 - 5:50PM

Track Rating: Soft 7, Weather: Overcast, Rail Position: +3.5m Entire

| Section | L1300 | L1200 | L1000 | L800 | L600 | L400 | L200 |
|------------------------|----------------------|--------------------------|--------------------------|--------------------------|--------------------------|--------------------------|--------------------------|
| Section Times | 1:22.71 (0:08.47) | 1:14.24 [1] (0:10.91) | 1:03.33 [2] (0:11.59) | 0:51.74 [2] (0:12.16) | 0:39.58 [2] (0:12.38) | 0:27.19 [1] (0:13.12) | 0:14.07 [1] (0:14.07) |
| Average Speed [km/h] | 44.1 | 66.1 | 62.4 | 59.3 | 57.7 | 54.3 | 51.3 |
| Top Speed [km/h] | 62.7 | 67.8 | 64.8 | 59.9 | 58.8 | 56.3 | 53.0 |
| Avg. Dist. to Rail [m] | 4.4 | 1.3 | 1.0 | 0.7 | 1.3 | 3.0 | 1.9 |
| Avg. Stride Freq. [Hz] | 2.4 | 2.5 | 2.4 | 2.4 | 2.4 | 2.3 | 2.2 |
| Avg. Stride Length [m] | 5.9 | 7.5 | 7.3 | 7.1 | 6.9 | 6.6 | 6.5 |



[] Ranking at each section and finish
 -:-:- No data available at this section
 NA No data available

| | |
|--------------------------------|-------------------------|
| Horse/Jockey Name | Markham Miss/Gary Geran |
| Finish Rank | 5 |
| Fastest Section Time (Section) | 0:11.00 (1200-1000) |
| Top Speed [km/h] (Section) | 66.4 (1200-1000) |
| Race State | Finished |



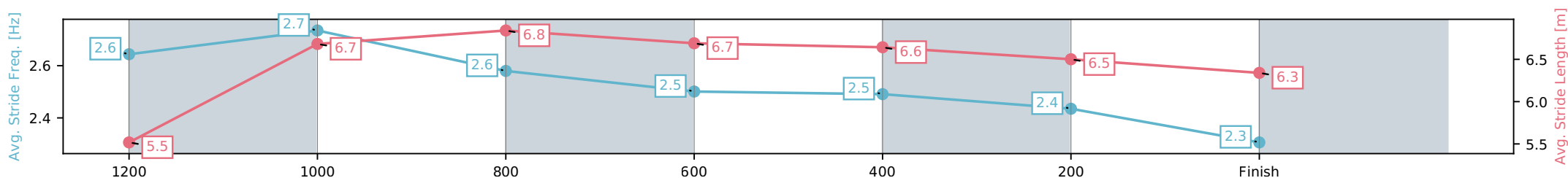
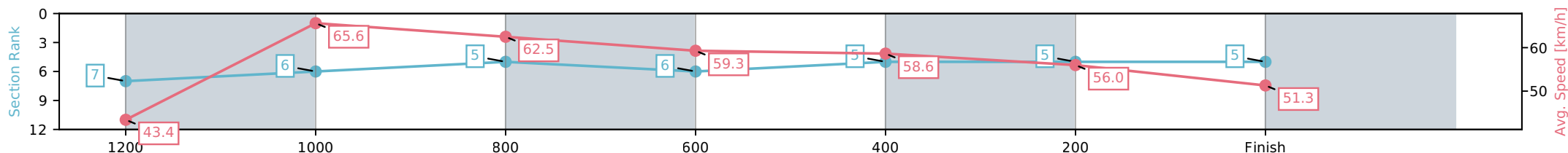
Toowoomba QLD --Professional-2026-05-30
 Race 3: 1EQUINE - FOR THE EQUINE ATHLETE Maiden Plate
 - 1300m



30 May 2026 - 5:50PM

Track Rating: Soft 7, Weather: Overcast, Rail Position: +3.5m Entire

| Section | L1300 | L1200 | L1000 | L800 | L600 | L400 | L200 |
|------------------------|----------------------|--------------------------|--------------------------|--------------------------|--------------------------|--------------------------|--------------------------|
| Section Times | 1:22.97 (0:08.78) | 1:14.19 [7] (0:11.00) | 1:03.19 [6] (0:11.66) | 0:51.53 [5] (0:12.21) | 0:39.32 [6] (0:12.38) | 0:26.94 [5] (0:12.92) | 0:14.02 [5] (0:14.02) |
| Average Speed [km/h] | 43.4 | 65.6 | 62.5 | 59.3 | 58.6 | 56.0 | 51.3 |
| Top Speed [km/h] | 62.3 | 66.4 | 64.6 | 61.4 | 61.0 | 56.9 | 54.0 |
| Avg. Dist. to Rail [m] | 6.7 | 4.5 | 3.7 | 1.7 | 1.6 | 1.6 | 4.1 |
| Avg. Stride Freq. [Hz] | 2.6 | 2.7 | 2.6 | 2.5 | 2.5 | 2.4 | 2.3 |
| Avg. Stride Length [m] | 5.5 | 6.7 | 6.8 | 6.7 | 6.6 | 6.5 | 6.3 |



- [] Ranking at each section and finish
- :-:- No data available at this section
- NA No data available

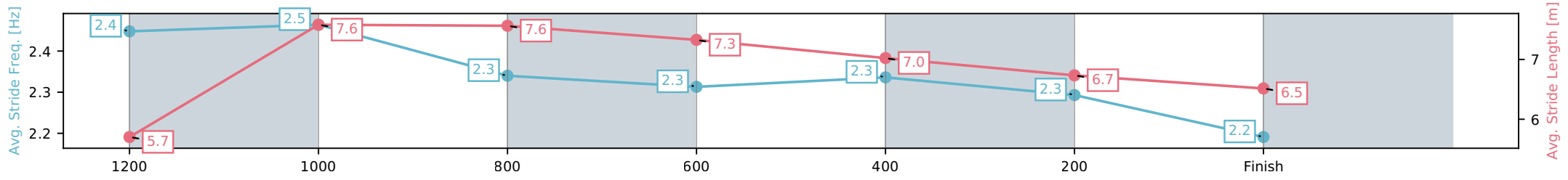
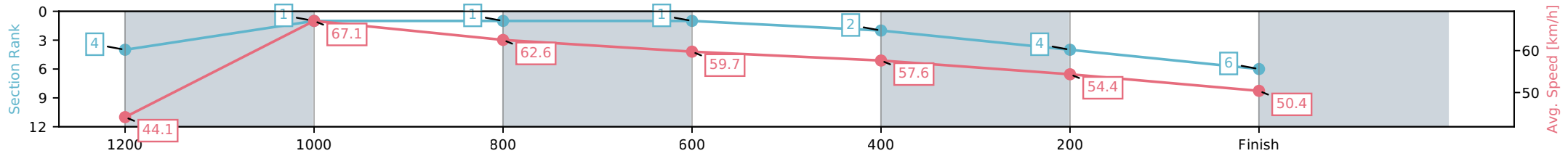
| | |
|--------------------------------|------------------------------|
| Horse/Jockey Name | Revantas/Georgina Cartwright |
| Finish Rank | 6 |
| Fastest Section Time (Section) | 0:10.76 (1200-1000) |
| Top Speed [km/h] (Section) | 68.4 (1200-1000) |
| Race State | Finished |



Toowoomba QLD --Professional-2026-05-30
 Race 3: 1EQUINE - FOR THE EQUINE ATHLETE Maiden Plate - 1300m
 30 May 2026 - 5:50PM
 Track Rating: Soft 7, Weather: Overcast, Rail Position: +3.5m Entire



| Section | L1300 | L1200 | L1000 | L800 | L600 | L400 | L200 |
|------------------------|----------------------|--------------------------|--------------------------|--------------------------|--------------------------|--------------------------|--------------------------|
| Section Times | 1:23.29 (0:08.58) | 1:14.71 [4] (0:10.76) | 1:03.95 [1] (0:11.60) | 0:52.35 [1] (0:12.19) | 0:40.16 [1] (0:12.54) | 0:27.62 [2] (0:13.26) | 0:14.36 [4] (0:14.36) |
| Average Speed [km/h] | 44.1 | 67.1 | 62.6 | 59.7 | 57.6 | 54.4 | 50.4 |
| Top Speed [km/h] | 63.6 | 68.4 | 65.0 | 61.4 | 59.9 | 55.6 | 52.0 |
| Avg. Dist. to Rail [m] | 6.2 | 2.3 | 1.7 | 3.5 | 0.9 | 0.7 | 0.8 |
| Avg. Stride Freq. [Hz] | 2.4 | 2.5 | 2.3 | 2.3 | 2.3 | 2.3 | 2.2 |
| Avg. Stride Length [m] | 5.7 | 7.6 | 7.6 | 7.3 | 7.0 | 6.7 | 6.5 |



[] Ranking at each section and finish
 -:-:- No data available at this section
 NA No data available

| | |
|--------------------------------|---------------------------------|
| Horse/Jockey Name | Yes Is The Answer/Kelsey Lenton |
| Finish Rank | 7 |
| Fastest Section Time (Section) | 0:11.20 (1200-1000) |
| Top Speed [km/h] (Section) | 65.9 (1200-1000) |
| Race State | Finished |



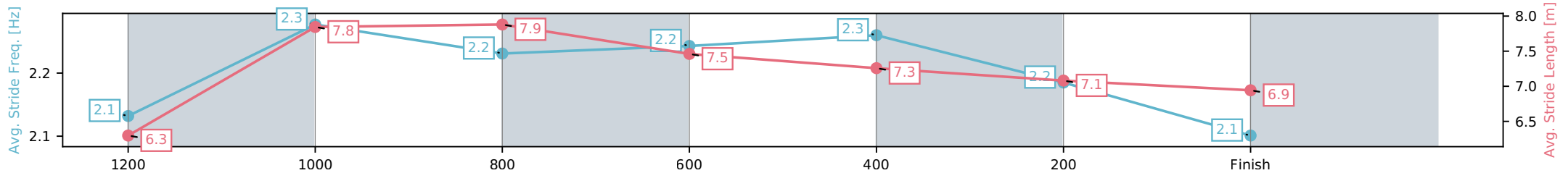
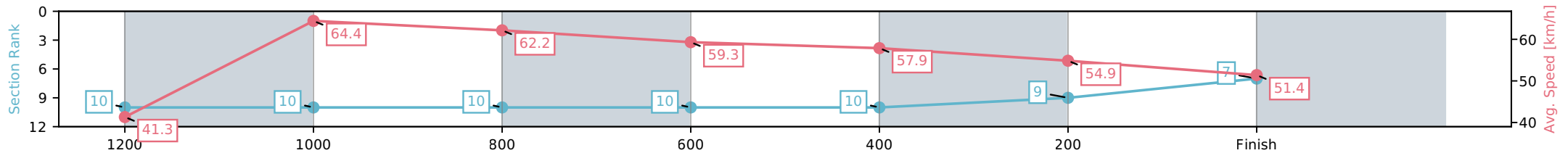
Toowoomba QLD --Professional-2026-05-30
 Race 3: 1EQUINE - FOR THE EQUINE ATHLETE Maiden Plate
 - 1300m



30 May 2026 - 5:50PM

Track Rating: Soft 7, Weather: Overcast, Rail Position: +3.5m Entire

| Section | L1300 | L1200 | L1000 | L800 | L600 | L400 | L200 |
|------------------------|----------------------|---------------------------|---------------------------|---------------------------|---------------------------|---------------------------|--------------------------|
| Section Times | 1:23.86 (0:09.28) | 1:14.58 [10] (0:11.20) | 1:03.39 [10] (0:11.62) | 0:51.77 [10] (0:12.22) | 0:39.55 [10] (0:12.47) | 0:27.08 [10] (0:13.05) | 0:14.03 [9] (0:14.03) |
| Average Speed [km/h] | 41.3 | 64.4 | 62.2 | 59.3 | 57.9 | 54.9 | 51.4 |
| Top Speed [km/h] | 59.6 | 65.9 | 64.3 | 61.0 | 59.9 | 55.8 | 53.6 |
| Avg. Dist. to Rail [m] | 8.1 | 3.2 | 1.1 | 1.7 | 0.7 | 1.4 | 1.1 |
| Avg. Stride Freq. [Hz] | 2.1 | 2.3 | 2.2 | 2.2 | 2.3 | 2.2 | 2.1 |
| Avg. Stride Length [m] | 6.3 | 7.8 | 7.9 | 7.5 | 7.3 | 7.1 | 6.9 |



- [] Ranking at each section and finish
- :-:- No data available at this section
- NA No data available

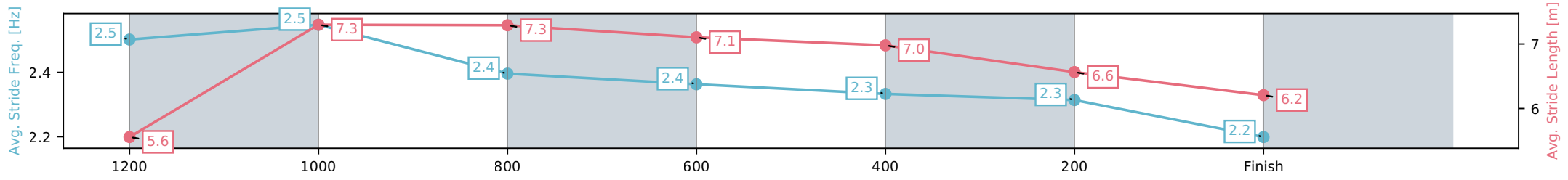
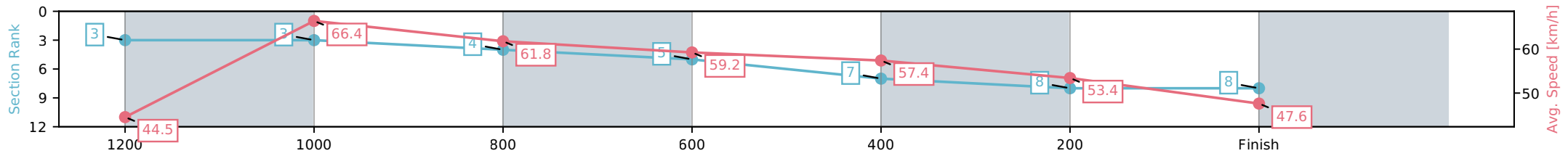
| | |
|--------------------------------|--------------------------------|
| Horse/Jockey Name | Captivate Legend/Danny Peisley |
| Finish Rank | 8 |
| Fastest Section Time (Section) | 0:10.88 (1200-1000) |
| Top Speed [km/h] (Section) | 67.9 (1200-1000) |
| Race State | Finished |



Toowoomba QLD --Professional-2026-05-30
 Race 3: 1EQUINE - FOR THE EQUINE ATHLETE Maiden Plate - 1300m
 30 May 2026 - 5:50PM
 Track Rating: Soft 7, Weather: Overcast, Rail Position: +3.5m Entire



| Section | L1300 | L1200 | L1000 | L800 | L600 | L400 | L200 |
|------------------------|----------------------|--------------------------|--------------------------|--------------------------|--------------------------|--------------------------|--------------------------|
| Section Times | 1:24.46 (0:08.56) | 1:15.90 [3] (0:10.88) | 1:05.02 [3] (0:11.81) | 0:53.21 [4] (0:12.28) | 0:40.93 [5] (0:12.66) | 0:28.27 [7] (0:13.36) | 0:14.90 [8] (0:14.90) |
| Average Speed [km/h] | 44.5 | 66.4 | 61.8 | 59.2 | 57.4 | 53.4 | 47.6 |
| Top Speed [km/h] | 64.4 | 67.9 | 63.8 | 61.6 | 59.2 | 55.5 | 50.6 |
| Avg. Dist. to Rail [m] | 8.6 | 5.6 | 3.8 | 3.4 | 2.0 | 2.5 | 1.6 |
| Avg. Stride Freq. [Hz] | 2.5 | 2.5 | 2.4 | 2.4 | 2.3 | 2.3 | 2.2 |
| Avg. Stride Length [m] | 5.6 | 7.3 | 7.3 | 7.1 | 7.0 | 6.6 | 6.2 |



[] Ranking at each section and finish
 -:-:- No data available at this section
 NA No data available

| | |
|--------------------------------|--------------------------|
| Horse/Jockey Name | Sweet Armani/Jett Newman |
| Finish Rank | 9 |
| Fastest Section Time (Section) | 0:11.00 (1200-1000) |
| Top Speed [km/h] (Section) | 66.9 (1200-1000) |
| Race State | Finished |



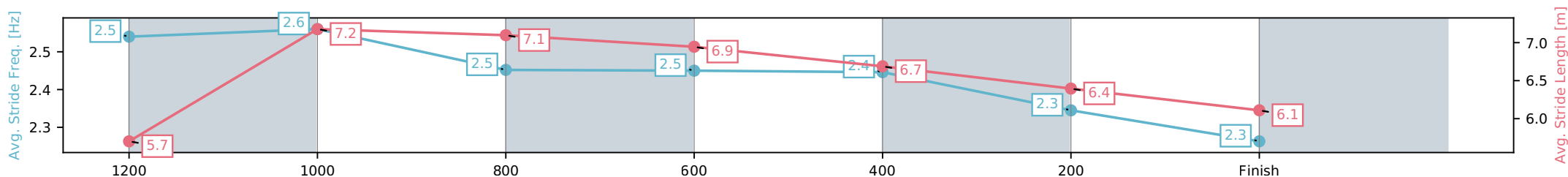
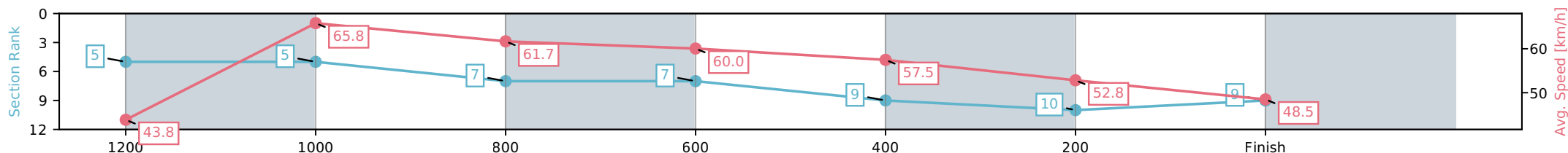
Toowoomba QLD --Professional-2026-05-30
 Race 3: 1EQUINE - FOR THE EQUINE ATHLETE Maiden Plate
 - 1300m



30 May 2026 - 5:50PM

Track Rating: Soft 7, Weather: Overcast, Rail Position: +3.5m Entire

| Section | L1300 | L1200 | L1000 | L800 | L600 | L400 | L200 |
|------------------------|----------------------|--------------------------|--------------------------|--------------------------|--------------------------|--------------------------|---------------------------|
| Section Times | 1:25.06 (0:08.63) | 1:16.43 [5] (0:11.00) | 1:05.43 [5] (0:11.89) | 0:53.54 [7] (0:12.16) | 0:41.38 [7] (0:12.71) | 0:28.67 [9] (0:13.76) | 0:14.91 [10] (0:14.91) |
| Average Speed [km/h] | 43.8 | 65.8 | 61.7 | 60.0 | 57.5 | 52.8 | 48.5 |
| Top Speed [km/h] | 63.0 | 66.9 | 64.0 | 61.0 | 60.3 | 54.4 | 50.8 |
| Avg. Dist. to Rail [m] | 11.5 | 8.7 | 5.8 | 3.9 | 2.9 | 2.9 | 4.3 |
| Avg. Stride Freq. [Hz] | 2.5 | 2.6 | 2.5 | 2.5 | 2.4 | 2.3 | 2.3 |
| Avg. Stride Length [m] | 5.7 | 7.2 | 7.1 | 6.9 | 6.7 | 6.4 | 6.1 |



[] Ranking at each section and finish
 -:-:- No data available at this section
 NA No data available

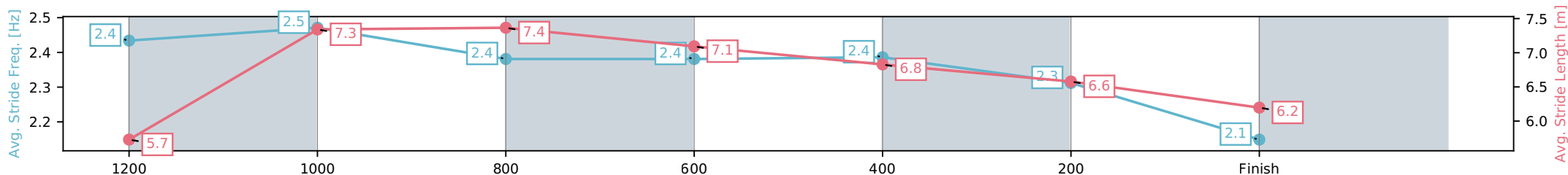
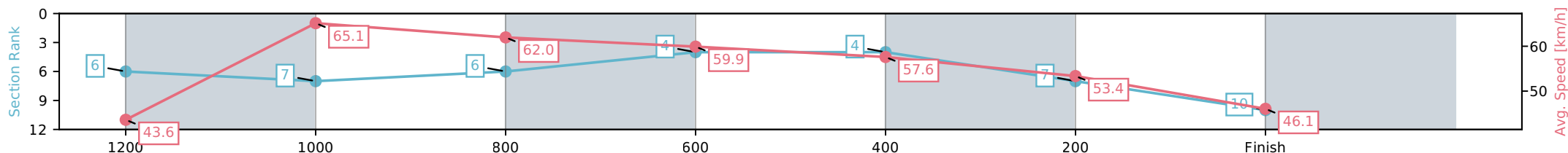
| | |
|--------------------------------|-------------------------|
| Horse/Jockey Name | Monaroma/Montanna Savva |
| Finish Rank | 10 |
| Fastest Section Time (Section) | 0:11.07 (1200-1000) |
| Top Speed [km/h] (Section) | 66.2 (1200-1000) |
| Race State | Finished |



Toowoomba QLD --Professional-2026-05-30
 Race 3: 1EQUINE - FOR THE EQUINE ATHLETE Maiden Plate - 1300m
 30 May 2026 - 5:50PM
 Track Rating: Soft 7, Weather: Overcast, Rail Position: +3.5m Entire



| Section | L1300 | L1200 | L1000 | L800 | L600 | L400 | L200 |
|------------------------|----------------------|--------------------------|--------------------------|--------------------------|--------------------------|--------------------------|--------------------------|
| Section Times | 1:25.11 (0:08.74) | 1:16.37 [6] (0:11.07) | 1:05.30 [7] (0:11.67) | 0:53.63 [6] (0:12.04) | 0:41.59 [4] (0:12.49) | 0:29.10 [4] (0:13.48) | 0:15.62 [7] (0:15.62) |
| Average Speed [km/h] | 43.6 | 65.1 | 62.0 | 59.9 | 57.6 | 53.4 | 46.1 |
| Top Speed [km/h] | 61.1 | 66.2 | 64.2 | 61.4 | 59.6 | 55.3 | 50.6 |
| Avg. Dist. to Rail [m] | 5.2 | 2.4 | 1.2 | 0.3 | 0.4 | 0.5 | 0.4 |
| Avg. Stride Freq. [Hz] | 2.4 | 2.5 | 2.4 | 2.4 | 2.4 | 2.3 | 2.1 |
| Avg. Stride Length [m] | 5.7 | 7.3 | 7.4 | 7.1 | 6.8 | 6.6 | 6.2 |



[] Ranking at each section and finish
 -:-:- No data available at this section
 NA No data available



Toowoomba QLD

Race 4: SHANNON SIGN COMPANY BENCHMARK 58 Handicap - 2020m

30 May 2026 - 6:30PM

Track Rating: Soft 7, Weather: Overcast, Rail Position: +3.5m Entire



Field Times 0:26.80 0:13.66
(Race Tempo) (0:13.14) (0:13.66)

| Rank | TAB# | Horse | Overall Time | First 400m | Top Speed km/h (Section) | L400 | L200 | | | | | | |
|------|--------|--------------------|---------------|------------|--------------------------|--------------|--------------|--|--|--|--|--|--|
| | (BAR#) | Jockey | Margin (DT-W) | Last 600m | Fastest Section (Time) | 400 - 200 | 200 - Finish | | | | | | |
| 1 | 15 | Alfa Dundee | 2:08.86 | 0:26.25 | 63.7 (1600-1400) | 0:26.34 [2] | 0:13.58 [2] | | | | | | |
| | (4) | Karl Zechner | | 0:38.91 | 1600-1400 (0:11.65) | (0:12.76) | (0:13.58) | | | | | | |
| 2 | 7 | Haberfield | 2:08.92 | 0:26.89 | 63.3 (1600-1400) | 0:25.99 [5] | 0:13.37 [3] | | | | | | |
| | (9) | Kelsey Lenton | 0.3L (+9) | 0:38.35 | 1600-1400 (0:11.79) | (0:12.63) | (0:13.37) | | | | | | |
| 3 | 4 | O'caldino | 2:09.34 | 0:26.43 | 63.4 (1600-1400) | 0:26.81 [3] | 0:13.61 [4] | | | | | | |
| | (5) | Bailey Wheeler | 2.9L (+8) | 0:39.55 | 1600-1400 (0:11.64) | (0:13.20) | (0:13.61) | | | | | | |
| 4 | 11 | Jorum | 2:09.42 | 0:25.86 | 63.6 (2020 - 1800) | 0:27.36 [1] | 0:14.22 [1] | | | | | | |
| | (1) | Kenji Yoshida | 3.3L (-1) | 0:40.01 | 1600-1400 (0:11.52) | (0:13.14) | (0:14.22) | | | | | | |
| 5 | 10 | Giddy Gan's Joy | 2:09.58 | 0:27.24 | 61.5 (1400-1200) | 0:26.23 [8] | 0:13.35 [7] | | | | | | |
| | (7) | Jason Taylor | 4.2L (+8) | 0:38.75 | 1600-1400 (0:11.86) | (0:12.88) | (0:13.35) | | | | | | |
| 6 | 8 | Pellinor | 2:09.86 | 0:26.09 | 63.4 (1800-1600) | 0:27.19 [4] | 0:13.99 [5] | | | | | | |
| | (11) | Damien Boche | 5.9L (+12) | 0:40.19 | 1600-1400 (0:11.53) | (0:13.20) | (0:13.99) | | | | | | |
| 7 | 1 | Wowit's Willywonka | 2:10.01 | 0:26.17 | 63.6 (1600-1400) | 0:26.92 [6] | 0:13.86 [6] | | | | | | |
| | (6) | Jett Newman | 6.8L (-5) | 0:39.79 | 1600-1400 (0:11.59) | (0:13.05) | (0:13.86) | | | | | | |
| 8 | 12 | Metcalfe | 2:10.23 | 0:26.70 | 64.0 (1600-1400) | 0:26.68 [9] | 0:13.55 [9] | | | | | | |
| | (10) | Micheal Hellyer | 8.0L (+14) | 0:39.66 | 1600-1400 (0:11.62) | (0:13.13) | (0:13.55) | | | | | | |
| 9 | 9 | Bambino Di Vino | 2:10.48 | 0:26.62 | 63.0 (1600-1400) | 0:27.31 [7] | 0:14.19 [8] | | | | | | |
| | (8) | Nozi Tomizawa | 9.6L (+6) | 0:40.24 | 1600-1400 (0:11.58) | (0:13.13) | (0:14.19) | | | | | | |
| 10 | 2 | Rugby | 2:12.18 | 0:27.04 | 62.0 (1400-1200) | 0:28.47 [10] | 0:14.98 [10] | | | | | | |
| | (3) | Corey Sutherland | 19.5L (-7) | 0:41.42 | 1600-1400 (0:11.93) | (0:13.49) | (0:14.98) | | | | | | |

Scratched: Notabadjackup (#3), Stoicism (#5), Bump'n'run (#6), Heroic Beach (#13), Crimson Spirit (#14), Bolero (#16)

Report Created: Sat 30 May 2026

(Note: Races are conducted over an approximate distance as close as possible to the advertised distance, and recorded data may vary accordingly. Official times refer to race times only and do not include handicap times.)

[] Position in running at each section and finish TAB# Saddle cloth number

Fastest split

:-:-- No data available at this section

BAR# Barrier/Gate Position

Fastest section

NA No data available

DNF Did not finish

DNT Did not track

DT-W Distance travelled compared to winner in metres



Toowoomba QLD

Race 4: SHANNON SIGN COMPANY BENCHMARK 58 Handicap - 2020m

30 May 2026 - 6:30PM

Track Rating: Soft 7, Weather: Overcast, Rail Position: +3.5m Entire



Field Times 0:26.80 0:13.66
 (Race Tempo) (0:13.14) (0:13.66)

| Rank | TAB# | Horse | Overall Time | First 400m | Top Speed km/h (Section) | L400 | L200 | | | | | | |
|------|--------|---------------------|---------------|------------|--------------------------|--------------|--------------|--|--|--|--|--|--|
| | (BAR#) | Jockey | Margin (DT-W) | Last 600m | Fastest Section (Time) | 400 - 200 | 200 - Finish | | | | | | |
| 11 | 17 | Melancolie | 2:14.37 | 0:27.00 | 61.3 (1600-1400) | 0:28.55 [11] | 0:14.39 [11] | | | | | | |
| | (2) | Georgina Cartwright | 32.4L (+3) | 0:42.82 | 1600-1400 (0:11.96) | (0:14.16) | (0:14.39) | | | | | | |

Scratched: Notabadjakup (#3), Stoicism (#5), Bump'n'run (#6), Heroic Beach (#13), Crimson Spirit (#14), Bolero (#16)

Report Created: Sat 30 May 2026

(Note: Races are conducted over an approximate distance as close as possible to the advertised distance, and recorded data may vary accordingly. Official times refer to race times only and do not include handicap times.)

[] Position in running at each section and finish TAB# Saddle cloth number

-:-:- No data available at this section

NA No data available

DNT Did not track

BAR# Barrier/Gate Position

DNF Did not finish

DT-W Distance travelled compared to winner in metres

Fastest split

Fastest section

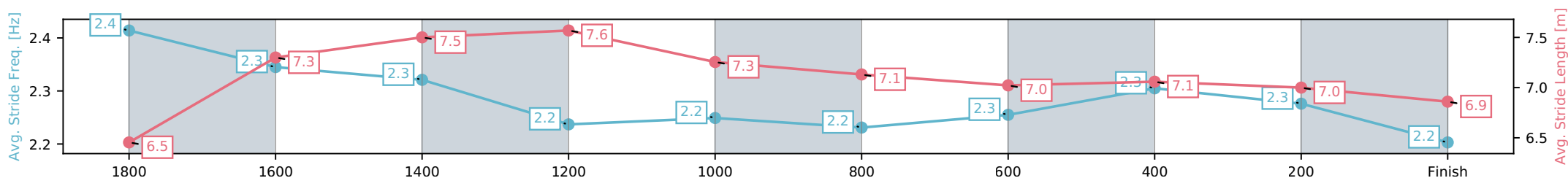
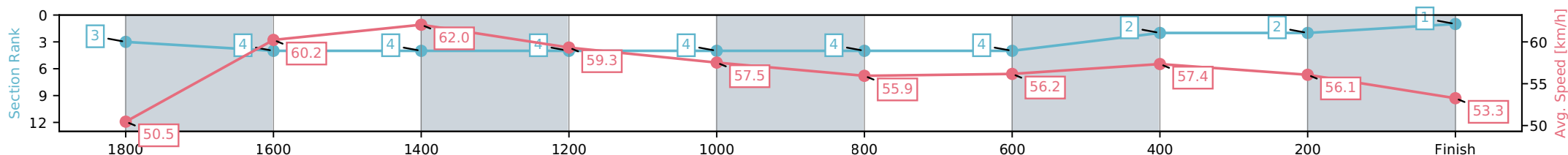
| | |
|--------------------------------|--------------------------|
| Horse/Jockey Name | Alfa Dundee/Karl Zechner |
| Finish Rank | 1 |
| Fastest Section Time (Section) | 0:11.65 (1600-1400) |
| Top Speed [km/h] (Section) | 63.7 (1600-1400) |
| Race State | Finished |



Toowoomba QLD --Professional-2026-05-30
 Race 4: SHANNON SIGN COMPANY BENCHMARK 58
 Handicap - 2020m
 30 May 2026 - 6:30PM
 Track Rating: Soft 7, Weather: Overcast, Rail Position: +3.5m Entire



| Section | L2020 | L1800 | L1600 | L1400 | L1200 | L1000 | L800 | L600 | L400 | L200 |
|------------------------|----------------------|--------------------------|--------------------------|--------------------------|--------------------------|--------------------------|--------------------------|--------------------------|--------------------------|--------------------------|
| Section Times | 2:08.86 (0:15.57) | 1:53.29 [3] (0:11.84) | 1:41.45 [4] (0:11.65) | 1:29.80 [4] (0:12.34) | 1:17.46 [4] (0:12.53) | 1:04.93 [4] (0:13.05) | 0:51.88 [4] (0:12.97) | 0:38.90 [4] (0:12.57) | 0:26.34 [2] (0:12.76) | 0:13.58 [2] (0:13.58) |
| Average Speed [km/h] | 50.5 | 60.2 | 62.0 | 59.3 | 57.5 | 55.9 | 56.2 | 57.4 | 56.1 | 53.3 |
| Top Speed [km/h] | 62.5 | 62.2 | 63.7 | 62.5 | 57.9 | 57.2 | 58.2 | 58.2 | 57.3 | 54.7 |
| Avg. Dist. to Rail [m] | 1.4 | 1.2 | 1.6 | 2.6 | 3.9 | 4.0 | 3.4 | 1.5 | 1.4 | 2.5 |
| Avg. Stride Freq. [Hz] | 2.4 | 2.3 | 2.3 | 2.2 | 2.2 | 2.2 | 2.3 | 2.3 | 2.3 | 2.2 |
| Avg. Stride Length [m] | 6.5 | 7.3 | 7.5 | 7.6 | 7.3 | 7.1 | 7.0 | 7.1 | 7.0 | 6.9 |



[] Ranking at each section and finish
 -:-:- No data available at this section
 NA No data available

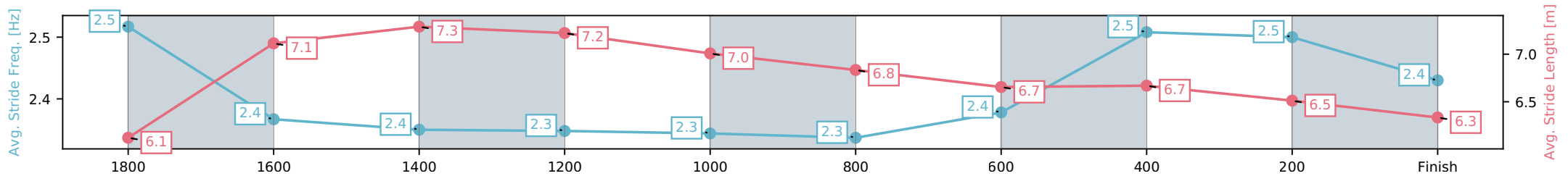
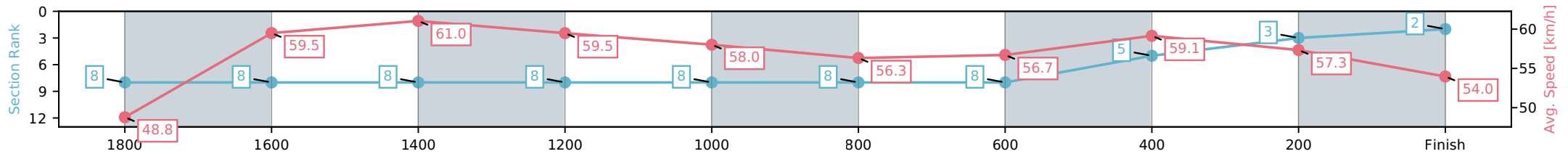
| | |
|--------------------------------|--------------------------|
| Horse/Jockey Name | Haberfield/Kelsey Lenton |
| Finish Rank | 2 |
| Fastest Section Time (Section) | 0:11.79 (1600-1400) |
| Top Speed [km/h] (Section) | 63.3 (1600-1400) |
| Race State | Finished |



Toowoomba QLD --Professional-2026-05-30
 Race 4: SHANNON SIGN COMPANY BENCHMARK 58
 Handicap - 2020m
 30 May 2026 - 6:30PM
 Track Rating: Soft 7, Weather: Overcast, Rail Position: +3.5m Entire



| Section | L2020 | L1800 | L1600 | L1400 | L1200 | L1000 | L800 | L600 | L400 | L200 |
|------------------------|----------------------|--------------------------|--------------------------|--------------------------|--------------------------|--------------------------|--------------------------|--------------------------|--------------------------|--------------------------|
| Section Times | 2:08.92 (0:16.02) | 1:52.90 [8] (0:12.08) | 1:40.83 [8] (0:11.79) | 1:29.04 [8] (0:12.30) | 1:16.73 [8] (0:12.46) | 1:04.27 [8] (0:13.03) | 0:51.23 [8] (0:12.89) | 0:38.34 [8] (0:12.35) | 0:25.99 [5] (0:12.63) | 0:13.37 [3] (0:13.37) |
| Average Speed [km/h] | 48.8 | 59.5 | 61.0 | 59.5 | 58.0 | 56.3 | 56.7 | 59.1 | 57.3 | 54.0 |
| Top Speed [km/h] | 60.3 | 60.3 | 63.3 | 62.1 | 58.8 | 57.8 | 60.0 | 60.2 | 58.2 | 55.6 |
| Avg. Dist. to Rail [m] | 4.3 | 0.5 | 0.7 | 2.9 | 5.4 | 5.1 | 4.6 | 2.9 | 2.1 | 4.5 |
| Avg. Stride Freq. [Hz] | 2.5 | 2.4 | 2.4 | 2.3 | 2.3 | 2.3 | 2.4 | 2.5 | 2.5 | 2.4 |
| Avg. Stride Length [m] | 6.1 | 7.1 | 7.3 | 7.2 | 7.0 | 6.8 | 6.7 | 6.7 | 6.5 | 6.3 |



- [] Ranking at each section and finish
- :-:- No data available at this section
- NA No data available

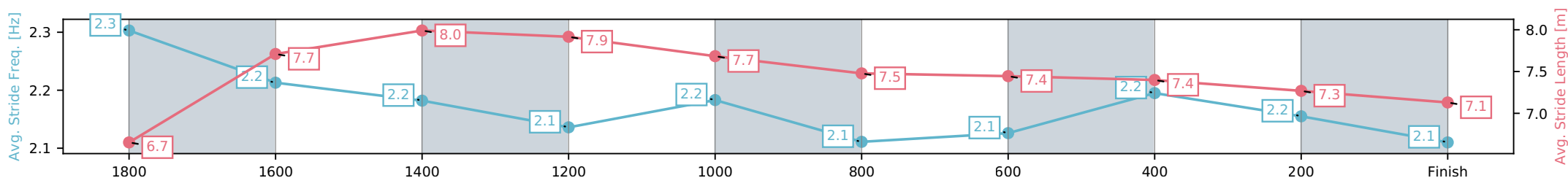
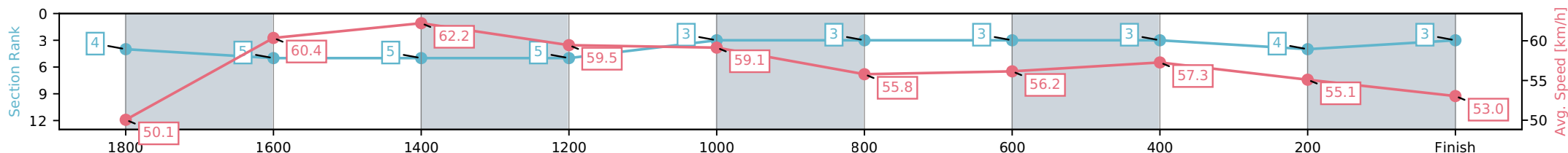
| | |
|--------------------------------|--------------------------|
| Horse/Jockey Name | O'caldino/Bailey Wheeler |
| Finish Rank | 3 |
| Fastest Section Time (Section) | 0:11.64 (1600-1400) |
| Top Speed [km/h] (Section) | 63.4 (1600-1400) |
| Race State | Finished |



Toowoomba QLD --Professional-2026-05-30
 Race 4: SHANNON SIGN COMPANY BENCHMARK 58
 Handicap - 2020m
 30 May 2026 - 6:30PM
 Track Rating: Soft 7, Weather: Overcast, Rail Position: +3.5m Entire



| Section | L2020 | L1800 | L1600 | L1400 | L1200 | L1000 | L800 | L600 | L400 | L200 |
|------------------------|----------------------|--------------------------|--------------------------|--------------------------|--------------------------|--------------------------|--------------------------|--------------------------|--------------------------|--------------------------|
| Section Times | 2:09.34 (0:15.58) | 1:53.76 [4] (0:12.04) | 1:41.72 [5] (0:11.64) | 1:30.08 [5] (0:12.28) | 1:17.79 [5] (0:12.23) | 1:05.57 [3] (0:13.06) | 0:52.51 [3] (0:12.96) | 0:39.55 [3] (0:12.74) | 0:26.81 [3] (0:13.20) | 0:13.61 [4] (0:13.61) |
| Average Speed [km/h] | 50.1 | 60.4 | 62.2 | 59.5 | 59.1 | 55.8 | 56.2 | 57.3 | 55.1 | 53.0 |
| Top Speed [km/h] | 61.6 | 61.4 | 63.4 | 61.5 | 61.2 | 57.0 | 57.9 | 57.9 | 56.1 | 54.6 |
| Avg. Dist. to Rail [m] | 4.5 | 1.8 | 1.7 | 2.6 | 3.8 | 3.5 | 3.2 | 2.6 | 3.1 | 3.8 |
| Avg. Stride Freq. [Hz] | 2.3 | 2.2 | 2.2 | 2.1 | 2.2 | 2.1 | 2.1 | 2.2 | 2.2 | 2.1 |
| Avg. Stride Length [m] | 6.7 | 7.7 | 8.0 | 7.9 | 7.7 | 7.5 | 7.4 | 7.4 | 7.3 | 7.1 |



[] Ranking at each section and finish
 -:-:- No data available at this section
 NA No data available

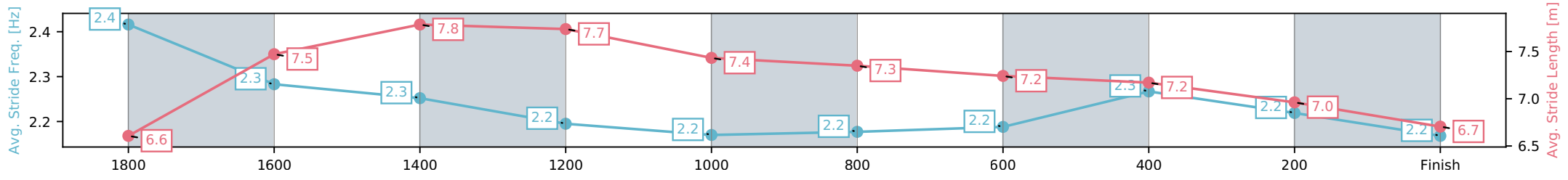
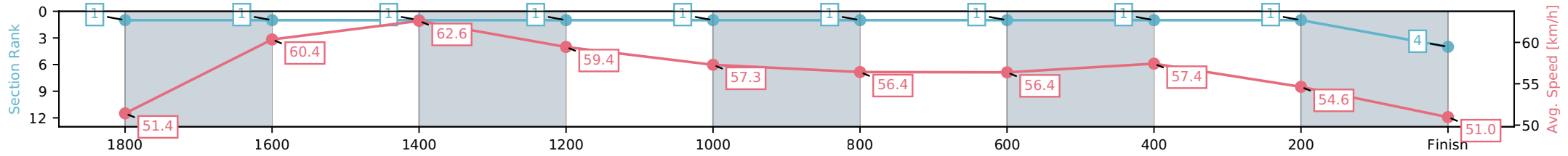
| | |
|--------------------------------|---------------------|
| Horse/Jockey Name | Jorum/Kenji Yoshida |
| Finish Rank | 4 |
| Fastest Section Time (Section) | 0:11.52 (1600-1400) |
| Top Speed [km/h] (Section) | 63.6 (2020 - 1800) |
| Race State | Finished |



Toowoomba QLD --Professional-2026-05-30
 Race 4: SHANNON SIGN COMPANY BENCHMARK 58
 Handicap - 2020m
 30 May 2026 - 6:30PM
 Track Rating: Soft 7, Weather: Overcast, Rail Position: +3.5m Entire



| Section | L2020 | L1800 | L1600 | L1400 | L1200 | L1000 | L800 | L600 | L400 | L200 |
|------------------------|----------------------|--------------------------|--------------------------|--------------------------|--------------------------|--------------------------|--------------------------|--------------------------|--------------------------|--------------------------|
| Section Times | 2:09.42 (0:15.20) | 1:54.22 [1] (0:11.82) | 1:42.40 [1] (0:11.52) | 1:30.89 [1] (0:12.36) | 1:18.52 [1] (0:12.59) | 1:05.93 [1] (0:13.00) | 0:52.94 [1] (0:12.93) | 0:40.01 [1] (0:12.65) | 0:27.36 [1] (0:13.14) | 0:14.22 [1] (0:14.22) |
| Average Speed [km/h] | 51.4 | 60.4 | 62.6 | 59.4 | 57.3 | 56.4 | 56.4 | 57.4 | 54.6 | 51.0 |
| Top Speed [km/h] | 63.6 | 62.3 | 63.5 | 62.7 | 58.3 | 58.4 | 58.1 | 58.4 | 56.4 | 53.0 |
| Avg. Dist. to Rail [m] | 0.6 | 1.8 | 1.3 | 3.5 | 4.4 | 4.5 | 3.8 | 1.8 | 0.9 | 2.0 |
| Avg. Stride Freq. [Hz] | 2.4 | 2.3 | 2.3 | 2.2 | 2.2 | 2.2 | 2.2 | 2.3 | 2.2 | 2.2 |
| Avg. Stride Length [m] | 6.6 | 7.5 | 7.8 | 7.7 | 7.4 | 7.3 | 7.2 | 7.2 | 7.0 | 6.7 |



[] Ranking at each section and finish
 -:-:- No data available at this section
 NA No data available

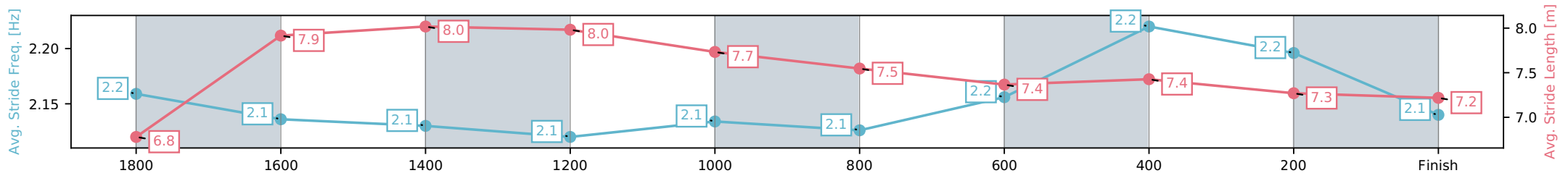
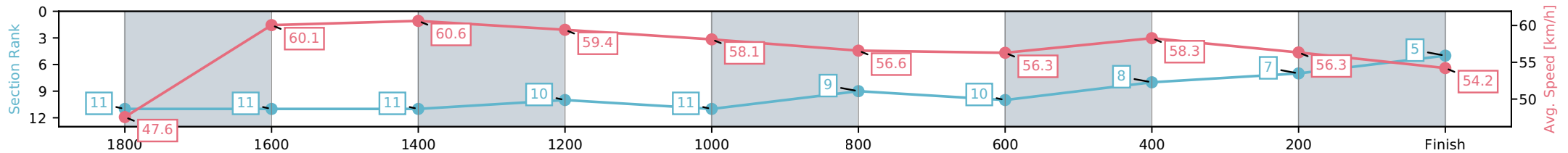
| | |
|--------------------------------|------------------------------|
| Horse/Jockey Name | Giddy Gan's Joy/Jason Taylor |
| Finish Rank | 5 |
| Fastest Section Time (Section) | 0:11.86 (1600-1400) |
| Top Speed [km/h] (Section) | 61.5 (1400-1200) |
| Race State | Finished |



Toowoomba QLD --Professional-2026-05-30
 Race 4: SHANNON SIGN COMPANY BENCHMARK 58
 Handicap - 2020m
 30 May 2026 - 6:30PM
 Track Rating: Soft 7, Weather: Overcast, Rail Position: +3.5m Entire



| Section | L2020 | L1800 | L1600 | L1400 | L1200 | L1000 | L800 | L600 | L400 | L200 |
|------------------------|----------------------|---------------------------|---------------------------|---------------------------|---------------------------|---------------------------|--------------------------|---------------------------|--------------------------|--------------------------|
| Section Times | 2:09.58 (0:16.48) | 1:53.10 [11] (0:11.94) | 1:41.17 [11] (0:11.86) | 1:29.31 [11] (0:12.23) | 1:17.08 [10] (0:12.45) | 1:04.64 [11] (0:12.89) | 0:51.74 [9] (0:13.00) | 0:38.75 [10] (0:12.52) | 0:26.23 [8] (0:12.88) | 0:13.35 [7] (0:13.35) |
| Average Speed [km/h] | 47.6 | 60.1 | 60.6 | 59.4 | 58.1 | 56.6 | 56.3 | 58.3 | 56.3 | 54.2 |
| Top Speed [km/h] | 59.5 | 60.9 | 61.4 | 61.5 | 58.5 | 57.3 | 58.1 | 58.7 | 57.3 | 55.8 |
| Avg. Dist. to Rail [m] | 3.3 | 0.7 | 0.6 | 1.9 | 3.6 | 3.8 | 4.4 | 2.7 | 2.6 | 4.9 |
| Avg. Stride Freq. [Hz] | 2.2 | 2.1 | 2.1 | 2.1 | 2.1 | 2.1 | 2.2 | 2.2 | 2.2 | 2.1 |
| Avg. Stride Length [m] | 6.8 | 7.9 | 8.0 | 8.0 | 7.7 | 7.5 | 7.4 | 7.4 | 7.3 | 7.2 |



[] Ranking at each section and finish
 -:-:- No data available at this section
 NA No data available

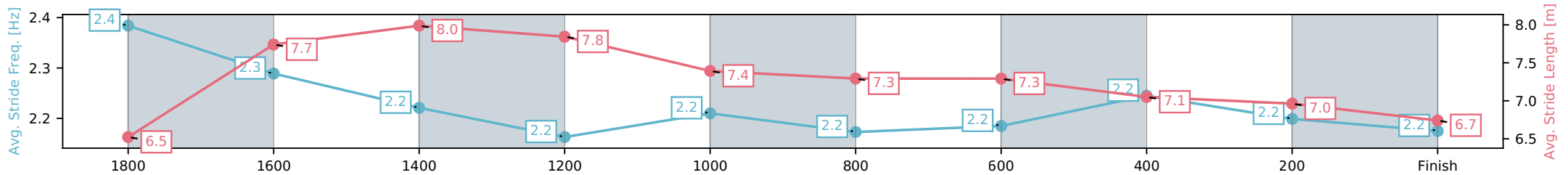
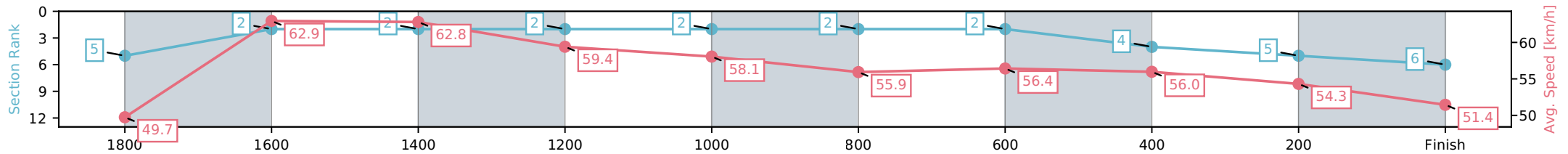
| | |
|--------------------------------|-----------------------|
| Horse/Jockey Name | Pellinor/Damien Boche |
| Finish Rank | 6 |
| Fastest Section Time (Section) | 0:11.53 (1600-1400) |
| Top Speed [km/h] (Section) | 63.4 (1800-1600) |
| Race State | Finished |



Toowoomba QLD --Professional-2026-05-30
 Race 4: SHANNON SIGN COMPANY BENCHMARK 58
 Handicap - 2020m
 30 May 2026 - 6:30PM
 Track Rating: Soft 7, Weather: Overcast, Rail Position: +3.5m Entire



| Section | L2020 | L1800 | L1600 | L1400 | L1200 | L1000 | L800 | L600 | L400 | L200 |
|------------------------|----------------------|--------------------------|--------------------------|--------------------------|--------------------------|--------------------------|--------------------------|--------------------------|--------------------------|--------------------------|
| Section Times | 2:09.86 (0:15.71) | 1:54.15 [5] (0:11.55) | 1:42.60 [2] (0:11.53) | 1:31.07 [2] (0:12.40) | 1:18.67 [2] (0:12.46) | 1:06.22 [2] (0:13.10) | 0:53.12 [2] (0:12.92) | 0:40.19 [2] (0:13.00) | 0:27.19 [4] (0:13.20) | 0:13.99 [5] (0:13.99) |
| Average Speed [km/h] | 49.7 | 62.9 | 62.8 | 59.4 | 58.1 | 55.9 | 56.4 | 56.0 | 54.3 | 51.4 |
| Top Speed [km/h] | 62.4 | 63.4 | 63.3 | 61.9 | 59.5 | 57.7 | 57.0 | 56.6 | 55.3 | 53.0 |
| Avg. Dist. to Rail [m] | 7.5 | 1.6 | 2.5 | 4.0 | 5.7 | 5.2 | 4.0 | 2.1 | 0.8 | 1.4 |
| Avg. Stride Freq. [Hz] | 2.4 | 2.3 | 2.2 | 2.2 | 2.2 | 2.2 | 2.2 | 2.2 | 2.2 | 2.2 |
| Avg. Stride Length [m] | 6.5 | 7.7 | 8.0 | 7.8 | 7.4 | 7.3 | 7.3 | 7.1 | 7.0 | 6.7 |



- [] Ranking at each section and finish
- :-:- No data available at this section
- NA No data available

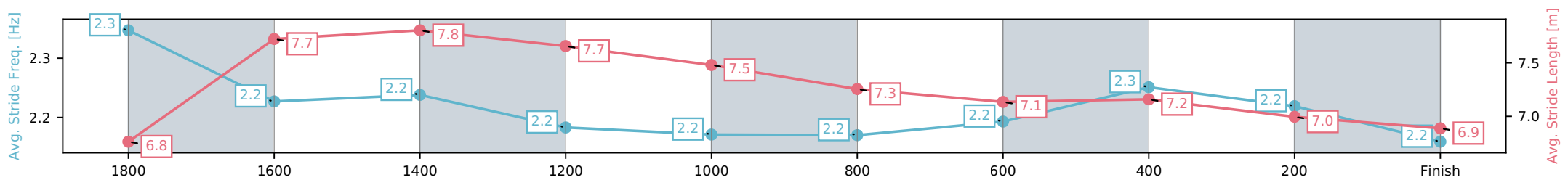
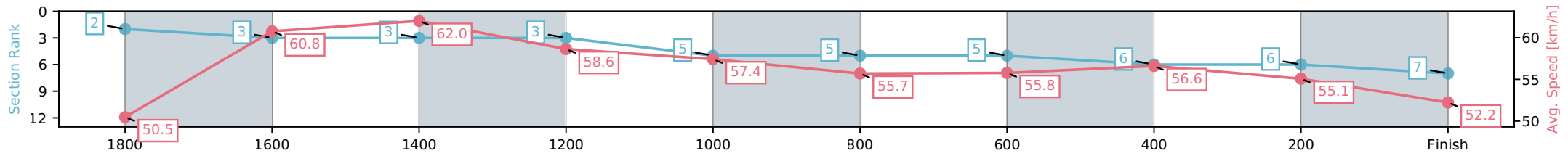
| | |
|--------------------------------|--------------------------------|
| Horse/Jockey Name | Wowit's Willywonka/Jett Newman |
| Finish Rank | 7 |
| Fastest Section Time (Section) | 0:11.59 (1600-1400) |
| Top Speed [km/h] (Section) | 63.6 (1600-1400) |
| Race State | Finished |



Toowoomba QLD --Professional-2026-05-30
 Race 4: SHANNON SIGN COMPANY BENCHMARK 58
 Handicap - 2020m
 30 May 2026 - 6:30PM
 Track Rating: Soft 7, Weather: Overcast, Rail Position: +3.5m Entire



| Section | L2020 | L1800 | L1600 | L1400 | L1200 | L1000 | L800 | L600 | L400 | L200 |
|------------------------|----------------------|--------------------------|--------------------------|--------------------------|--------------------------|--------------------------|--------------------------|--------------------------|--------------------------|--------------------------|
| Section Times | 2:10.01 (0:15.52) | 1:54.49 [2] (0:11.84) | 1:42.65 [3] (0:11.59) | 1:31.06 [3] (0:12.45) | 1:18.61 [3] (0:12.58) | 1:06.03 [5] (0:13.12) | 0:52.91 [5] (0:13.11) | 0:39.80 [5] (0:12.88) | 0:26.92 [6] (0:13.05) | 0:13.86 [6] (0:13.86) |
| Average Speed [km/h] | 50.5 | 60.8 | 62.0 | 58.6 | 57.4 | 55.7 | 55.8 | 56.6 | 55.1 | 52.2 |
| Top Speed [km/h] | 62.7 | 62.3 | 63.6 | 61.2 | 57.8 | 56.6 | 57.8 | 58.2 | 56.2 | 54.2 |
| Avg. Dist. to Rail [m] | 4.3 | 0.6 | 0.7 | 2.6 | 4.2 | 4.2 | 4.5 | 2.5 | 0.8 | 2.2 |
| Avg. Stride Freq. [Hz] | 2.3 | 2.2 | 2.2 | 2.2 | 2.2 | 2.2 | 2.2 | 2.3 | 2.2 | 2.2 |
| Avg. Stride Length [m] | 6.8 | 7.7 | 7.8 | 7.7 | 7.5 | 7.3 | 7.1 | 7.2 | 7.0 | 6.9 |



[] Ranking at each section and finish
 -:-:- No data available at this section
 NA No data available

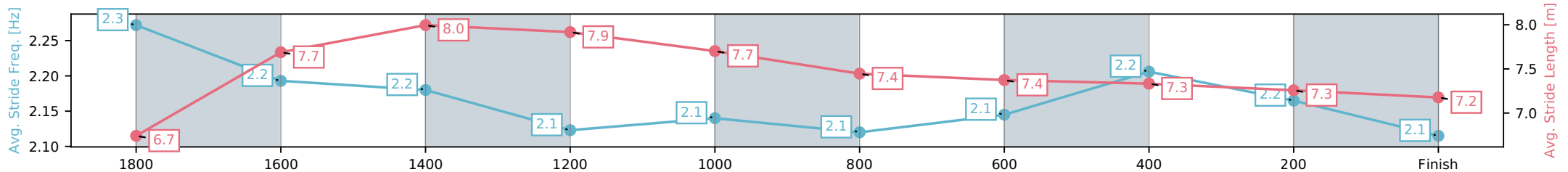
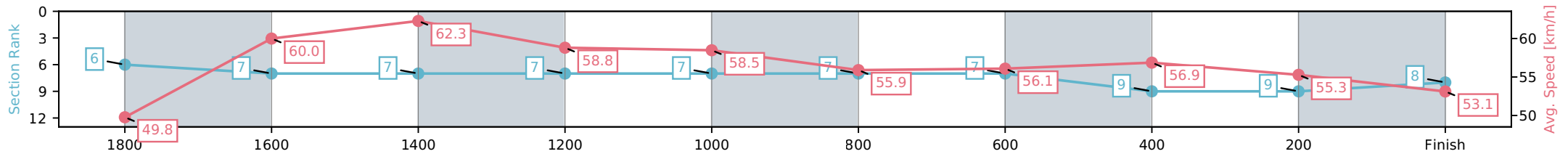
| | |
|--------------------------------|--------------------------|
| Horse/Jockey Name | Metcalfe/Micheal Hellyer |
| Finish Rank | 8 |
| Fastest Section Time (Section) | 0:11.62 (1600-1400) |
| Top Speed [km/h] (Section) | 64.0 (1600-1400) |
| Race State | Finished |



Toowoomba QLD --Professional-2026-05-30
 Race 4: SHANNON SIGN COMPANY BENCHMARK 58
 Handicap - 2020m
 30 May 2026 - 6:30PM
 Track Rating: Soft 7, Weather: Overcast, Rail Position: +3.5m Entire



| Section | L2020 | L1800 | L1600 | L1400 | L1200 | L1000 | L800 | L600 | L400 | L200 |
|------------------------|----------------------|--------------------------|--------------------------|--------------------------|--------------------------|--------------------------|--------------------------|--------------------------|--------------------------|--------------------------|
| Section Times | 2:10.23 (0:15.86) | 1:54.38 [6] (0:12.01) | 1:42.36 [7] (0:11.62) | 1:30.74 [7] (0:12.49) | 1:18.25 [7] (0:12.37) | 1:05.88 [7] (0:13.17) | 0:52.71 [7] (0:13.05) | 0:39.66 [7] (0:12.98) | 0:26.68 [9] (0:13.13) | 0:13.55 [9] (0:13.55) |
| Average Speed [km/h] | 49.8 | 60.0 | 62.3 | 58.8 | 58.5 | 55.9 | 56.1 | 56.9 | 55.3 | 53.1 |
| Top Speed [km/h] | 61.1 | 61.5 | 64.0 | 62.0 | 59.7 | 57.4 | 57.7 | 58.5 | 56.7 | 54.6 |
| Avg. Dist. to Rail [m] | 4.9 | 0.5 | 1.9 | 3.5 | 5.2 | 6.3 | 5.3 | 4.8 | 2.9 | 4.6 |
| Avg. Stride Freq. [Hz] | 2.3 | 2.2 | 2.2 | 2.1 | 2.1 | 2.1 | 2.1 | 2.2 | 2.2 | 2.1 |
| Avg. Stride Length [m] | 6.7 | 7.7 | 8.0 | 7.9 | 7.7 | 7.4 | 7.4 | 7.3 | 7.3 | 7.2 |



[] Ranking at each section and finish
 -:-:- No data available at this section
 NA No data available

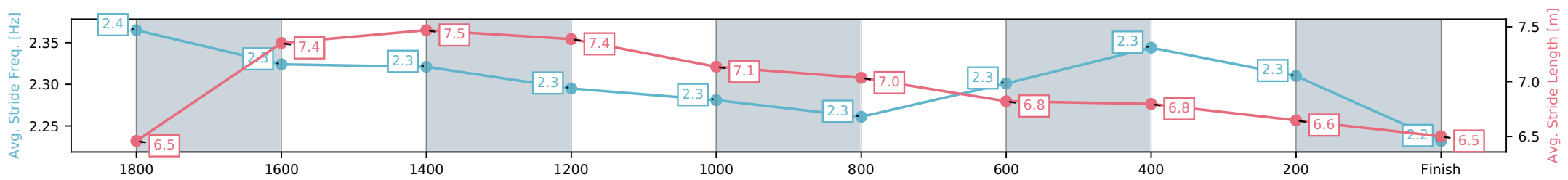
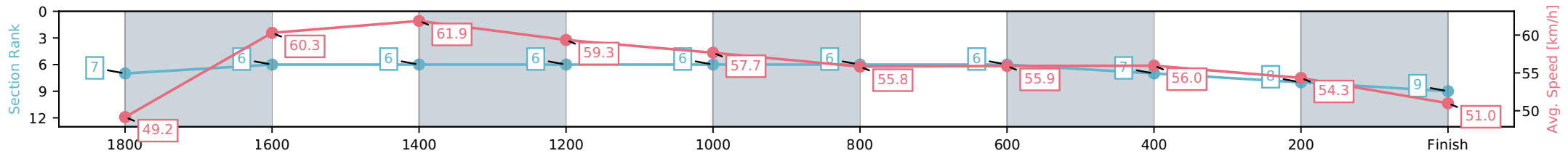
| | |
|--------------------------------|-------------------------------|
| Horse/Jockey Name | Bambino Di Vino/Nozi Tomizawa |
| Finish Rank | 9 |
| Fastest Section Time (Section) | 0:11.58 (1600-1400) |
| Top Speed [km/h] (Section) | 63.0 (1600-1400) |
| Race State | Finished |



Toowoomba QLD --Professional-2026-05-30
 Race 4: SHANNON SIGN COMPANY BENCHMARK 58
 Handicap - 2020m
 30 May 2026 - 6:30PM
 Track Rating: Soft 7, Weather: Overcast, Rail Position: +3.5m Entire



| Section | L2020 | L1800 | L1600 | L1400 | L1200 | L1000 | L800 | L600 | L400 | L200 |
|------------------------|----------------------|--------------------------|--------------------------|--------------------------|--------------------------|--------------------------|--------------------------|--------------------------|--------------------------|--------------------------|
| Section Times | 2:10.48 (0:15.97) | 1:54.51 [7] (0:11.82) | 1:42.70 [6] (0:11.58) | 1:31.12 [6] (0:12.20) | 1:18.92 [6] (0:12.54) | 1:06.38 [6] (0:13.09) | 0:53.29 [6] (0:13.05) | 0:40.24 [6] (0:12.92) | 0:27.31 [7] (0:13.13) | 0:14.19 [8] (0:14.19) |
| Average Speed [km/h] | 49.2 | 60.3 | 61.9 | 59.3 | 57.7 | 55.8 | 55.9 | 56.0 | 54.3 | 51.0 |
| Top Speed [km/h] | 62.9 | 61.5 | 63.0 | 62.1 | 58.5 | 57.8 | 57.6 | 57.2 | 55.0 | 52.6 |
| Avg. Dist. to Rail [m] | 4.2 | 1.6 | 1.4 | 1.4 | 3.8 | 4.4 | 3.8 | 1.8 | 2.4 | 1.8 |
| Avg. Stride Freq. [Hz] | 2.4 | 2.3 | 2.3 | 2.3 | 2.3 | 2.3 | 2.3 | 2.3 | 2.3 | 2.2 |
| Avg. Stride Length [m] | 6.5 | 7.4 | 7.5 | 7.4 | 7.1 | 7.0 | 6.8 | 6.8 | 6.6 | 6.5 |



[] Ranking at each section and finish
 -:-:- No data available at this section
 NA No data available

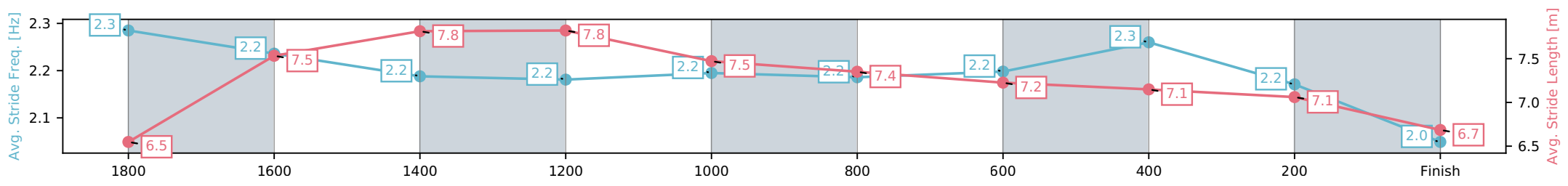
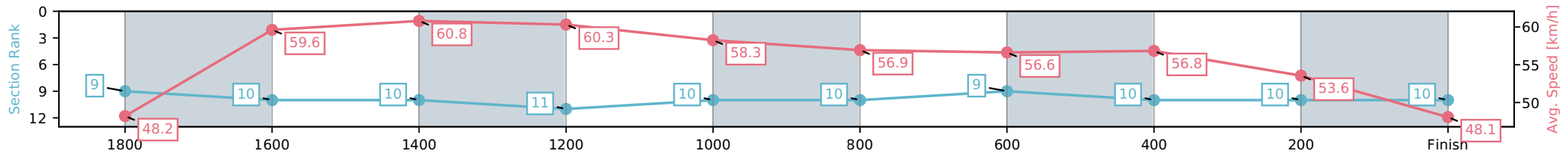
| | |
|--------------------------------|------------------------|
| Horse/Jockey Name | Rugby/Corey Sutherland |
| Finish Rank | 10 |
| Fastest Section Time (Section) | 0:11.93 (1600-1400) |
| Top Speed [km/h] (Section) | 62.0 (1400-1200) |
| Race State | Finished |



Toowoomba QLD --Professional-2026-05-30
 Race 4: SHANNON SIGN COMPANY BENCHMARK 58
 Handicap - 2020m
 30 May 2026 - 6:30PM
 Track Rating: Soft 7, Weather: Overcast, Rail Position: +3.5m Entire



| Section | L2020 | L1800 | L1600 | L1400 | L1200 | L1000 | L800 | L600 | L400 | L200 |
|------------------------|----------------------|--------------------------|---------------------------|---------------------------|---------------------------|---------------------------|---------------------------|--------------------------|---------------------------|---------------------------|
| Section Times | 2:12.18 (0:16.18) | 1:56.00 [9] (0:12.09) | 1:43.92 [10] (0:11.93) | 1:31.99 [10] (0:12.33) | 1:19.66 [11] (0:12.42) | 1:07.24 [10] (0:12.91) | 0:54.33 [10] (0:12.91) | 0:41.42 [9] (0:12.95) | 0:28.47 [10] (0:13.49) | 0:14.98 [10] (0:14.98) |
| Average Speed [km/h] | 48.2 | 59.6 | 60.8 | 60.3 | 58.3 | 56.9 | 56.6 | 56.8 | 53.6 | 48.1 |
| Top Speed [km/h] | 61.4 | 60.6 | 61.7 | 62.0 | 59.6 | 57.8 | 58.5 | 59.1 | 55.7 | 51.6 |
| Avg. Dist. to Rail [m] | 0.5 | 0.3 | 3.5 | 5.6 | 7.2 | 6.0 | 4.4 | 4.5 | 1.5 | 4.0 |
| Avg. Stride Freq. [Hz] | 2.3 | 2.2 | 2.2 | 2.2 | 2.2 | 2.2 | 2.2 | 2.3 | 2.2 | 2.0 |
| Avg. Stride Length [m] | 6.5 | 7.5 | 7.8 | 7.8 | 7.5 | 7.4 | 7.2 | 7.1 | 7.1 | 6.7 |



[] Ranking at each section and finish
 -:-:- No data available at this section
 NA No data available

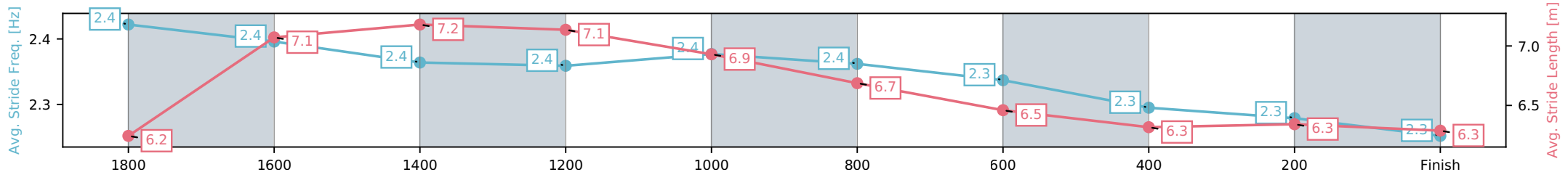
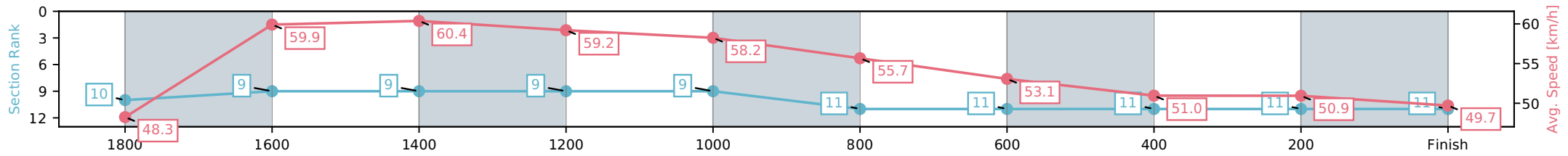
| | |
|--------------------------------|--------------------------------|
| Horse/Jockey Name | Melancolie/Georgina Cartwright |
| Finish Rank | 11 |
| Fastest Section Time (Section) | 0:11.96 (1600-1400) |
| Top Speed [km/h] (Section) | 61.3 (1600-1400) |
| Race State | Finished |



Toowoomba QLD --Professional-2026-05-30
 Race 4: SHANNON SIGN COMPANY BENCHMARK 58
 Handicap - 2020m
 30 May 2026 - 6:30PM
 Track Rating: Soft 7, Weather: Overcast, Rail Position: +3.5m Entire



| Section | L2020 | L1800 | L1600 | L1400 | L1200 | L1000 | L800 | L600 | L400 | L200 |
|------------------------|----------------------|---------------------------|--------------------------|--------------------------|--------------------------|--------------------------|---------------------------|---------------------------|---------------------------|---------------------------|
| Section Times | 2:14.37 (0:16.23) | 1:58.14 [10] (0:11.98) | 1:46.17 [9] (0:11.96) | 1:34.21 [9] (0:12.32) | 1:21.89 [9] (0:12.41) | 1:09.48 [9] (0:13.00) | 0:56.48 [11] (0:13.67) | 0:42.81 [11] (0:14.27) | 0:28.55 [11] (0:14.16) | 0:14.39 [11] (0:14.39) |
| Average Speed [km/h] | 48.3 | 59.9 | 60.4 | 59.2 | 58.2 | 55.7 | 53.1 | 51.0 | 50.9 | 49.7 |
| Top Speed [km/h] | 60.6 | 61.0 | 61.3 | 61.0 | 59.1 | 57.4 | 54.0 | 53.0 | 51.8 | 51.2 |
| Avg. Dist. to Rail [m] | 0.9 | 0.7 | 1.4 | 2.3 | 3.2 | 2.1 | 2.1 | 2.0 | 1.3 | 2.9 |
| Avg. Stride Freq. [Hz] | 2.4 | 2.4 | 2.4 | 2.4 | 2.4 | 2.4 | 2.3 | 2.3 | 2.3 | 2.3 |
| Avg. Stride Length [m] | 6.2 | 7.1 | 7.2 | 7.1 | 6.9 | 6.7 | 6.5 | 6.3 | 6.3 | 6.3 |



[] Ranking at each section and finish
 -:-:- No data available at this section
 NA No data available



Toowoomba QLD

Race 5: SHERRIN RENTALS QTIS Three-Year-Old BENCHMARK 58 Handicap - 1050m

30 May 2026 - 7:05PM

Track Rating: Soft 7, Weather: Overcast, Rail Position: +3.5m Entire



Field Times (Race Tempo) 1:04.41 0:58.85 0:47.59 0:36.14 0:24.04 0:12.25
 (0:05.56) (0:11.26) (0:11.45) (0:12.10) (0:11.78) (0:12.25)

| Rank | TAB# | Horse | Overall Time | First 400m | Top Speed km/h (Section) | L1050 | L1000 | L800 | L600 | L400 | L200 | | |
|------|--------|--------------------|---------------|------------|--------------------------|--------------|-------------|-------------|-------------|-------------|--------------|--|--|
| | (BAR#) | Jockey | Margin (DT-W) | Last 600m | Fastest Section (Time) | Start - 1000 | 1000 - 800 | 800 - 600 | 600 - 400 | 400 - 200 | 200 - Finish | | |
| 1 | 2 | American Conquest | 1:04.41 | 0:25.60 | 67.4 (1000-800) | 1:04.41 | 0:58.47 [8] | 0:47.15 [6] | 0:35.90 [3] | 0:24.04 [1] | 0:12.25 [1] | | |
| | (3) | Jett Newman | | 0:35.89 | 800-600 (0:11.25) | (0:05.94) | (0:11.33) | (0:11.25) | (0:11.86) | (0:11.78) | (0:12.25) | | |
| 2 | 8 | Do What I Say | 1:05.49 | 0:25.92 | 65.2 (1000-800) | 1:05.49 | 0:59.93 [1] | 0:48.26 [5] | 0:36.65 [6] | 0:24.66 [5] | 0:12.69 [2] | | |
| | (2) | Kelsey Lenton | 6.4L (+7) | 0:36.66 | 800-600 (0:11.61) | (0:05.56) | (0:11.67) | (0:11.61) | (0:11.99) | (0:11.98) | (0:12.69) | | |
| 3 | 9 | Spiritof The Ocean | 1:05.82 | 0:26.12 | 66.1 (1000-800) | 1:05.82 | 0:59.91 [7] | 0:48.18 [8] | 0:36.78 [7] | 0:24.80 [6] | 0:12.91 [3] | | |
| | (8) | Danny Peisley | 8.3L (+4) | 0:36.78 | 800-600 (0:11.40) | (0:05.91) | (0:11.73) | (0:11.40) | (0:11.97) | (0:11.90) | (0:12.91) | | |
| 4 | 7 | Russian Ripper | 1:05.89 | 0:25.83 | 65.8 (1000-800) | 1:05.89 | 1:00.29 [2] | 0:48.75 [4] | 0:37.14 [5] | 0:24.84 [7] | 0:12.58 [6] | | |
| | (7) | Stacey Callow | 8.7L (+12) | 0:37.13 | 1000-800 (0:11.54) | (0:05.60) | (0:11.54) | (0:11.61) | (0:12.29) | (0:12.26) | (0:12.58) | | |
| 5 | 3 | Mishani Witness | 1:06.05 | 0:26.36 | 63.9 (1000-800) | 1:06.05 | 1:00.38 [5] | 0:48.52 [7] | 0:36.74 [8] | 0:24.78 [8] | 0:12.73 [7] | | |
| | (5) | Olivia Kendal | 9.7L (+3) | 0:36.74 | 800-600 (0:11.78) | (0:05.67) | (0:11.86) | (0:11.78) | (0:11.96) | (0:12.05) | (0:12.73) | | |
| 6 | 10 | Truck Stop Honey | 1:06.12 | 0:26.79 | 63.8 (800-600) | 1:06.12 | 0:59.80 [9] | 0:47.92 [9] | 0:36.50 [9] | 0:24.73 [9] | 0:12.56 [8] | | |
| | (4) | Aidan Keeley | 10.1L (+7) | 0:36.51 | 800-600 (0:11.41) | (0:06.32) | (0:11.88) | (0:11.41) | (0:11.78) | (0:12.17) | (0:12.56) | | |
| 7 | 1 | Tinkerbella | 1:06.56 | 0:25.52 | 67.3 (1000-800) | 1:06.56 | 1:00.90 [4] | 0:49.63 [2] | 0:38.10 [2] | 0:25.84 [3] | 0:13.38 [5] | | |
| | (6) | Chloe Lowe | 12.7L (+7) | 0:38.10 | 1000-800 (0:11.27) | (0:05.66) | (0:11.27) | (0:11.54) | (0:12.26) | (0:12.46) | (0:13.38) | | |
| 8 | 5 | Exostova | 1:06.76 | 0:25.32 | 68.1 (1000-800) | 1:06.76 | 1:01.08 [6] | 0:49.94 [1] | 0:38.49 [1] | 0:26.32 [2] | 0:13.71 [4] | | |
| | (1) | Damien Boche | 13.8L (+3) | 0:38.49 | 1000-800 (0:11.14) | (0:05.68) | (0:11.14) | (0:11.45) | (0:12.17) | (0:12.61) | (0:13.71) | | |
| 9 | 6 | Mishani Aztec | 1:09.93 | 0:25.59 | 68.0 (1000-800) | 1:09.93 | 1:04.28 [3] | 0:52.97 [3] | 0:41.39 [4] | 0:29.15 [4] | 0:15.75 [9] | | |
| | (9) | Michael Murphy | 32.5L (+7) | 0:41.39 | 1000-800 (0:11.31) | (0:05.65) | (0:11.31) | (0:11.58) | (0:12.24) | (0:13.40) | (0:15.75) | | |

Scratched: Propaganda (#4)

Report Created: Sat 30 May 2026

(Note: Races are conducted over an approximate distance as close as possible to the advertised distance, and recorded data may vary accordingly. Official times refer to race times only and do not include handicap times.)

[] Position in running at each section and finish TAB# Saddle cloth number

Fastest split

:-:-- No data available at this section

BAR# Barrier/Gate Position

Fastest section

NA No data available

DNF Did not finish

DNT Did not track

DT-W Distance travelled compared to winner in metres

| | |
|--------------------------------|-------------------------------|
| Horse/Jockey Name | American Conquest/Jett Newman |
| Finish Rank | 1 |
| Fastest Section Time (Section) | 0:11.25 (800-600) |
| Top Speed [km/h] (Section) | 67.4 (1000-800) |
| Race State | Finished |



Toowoomba QLD --Professional-2026-05-30

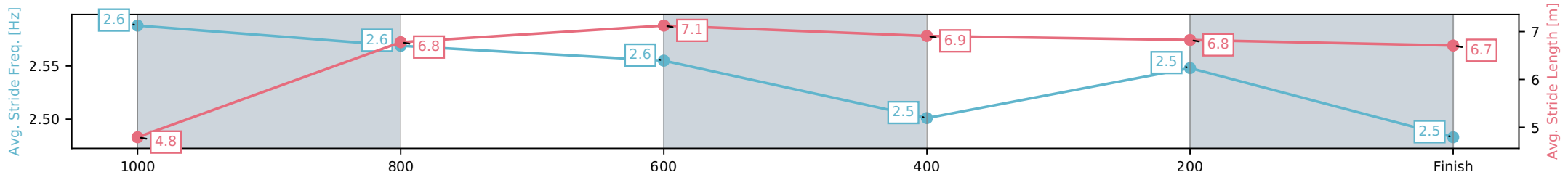
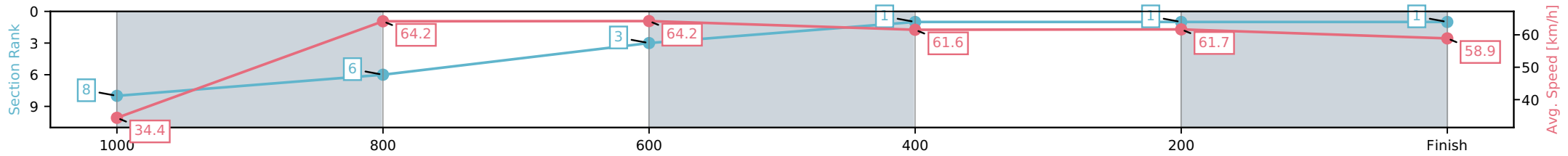
Race 5: SHERRIN RENTALS QTIS Three-Year-Old
BENCHMARK 58 Handicap - 1050m

30 May 2026 - 7:05PM



Track Rating: Soft 7, Weather: Overcast, Rail Position: +3.5m Entire

| Section | L1050 | L800 | L600 | L400 | L200 | L0 |
|------------------------|----------------------|--------------------------|--------------------------|--------------------------|--------------------------|--------------------------|
| Section Times | 1:04.41 (0:05.94) | 0:58.47 [8] (0:11.33) | 0:47.15 [6] (0:11.25) | 0:35.90 [3] (0:11.86) | 0:24.04 [1] (0:11.78) | 0:12.25 [1] (0:12.25) |
| Average Speed [km/h] | 34.4 | 64.2 | 64.2 | 61.6 | 61.7 | 58.9 |
| Top Speed [km/h] | 55.0 | 67.4 | 67.1 | 62.3 | 62.1 | 61.9 |
| Avg. Dist. to Rail [m] | 21.2 | 3.9 | 2.1 | 2.7 | 2.3 | 0.8 |
| Avg. Stride Freq. [Hz] | 2.6 | 2.6 | 2.6 | 2.5 | 2.5 | 2.5 |
| Avg. Stride Length [m] | 4.8 | 6.8 | 7.1 | 6.9 | 6.8 | 6.7 |



[] Ranking at each section and finish
 -:-:- No data available at this section
 NA No data available

| | |
|--------------------------------|-----------------------------|
| Horse/Jockey Name | Do What I Say/Kelsey Lenton |
| Finish Rank | 2 |
| Fastest Section Time (Section) | 0:11.61 (800-600) |
| Top Speed [km/h] (Section) | 65.2 (1000-800) |
| Race State | Finished |



Toowoomba QLD --Professional-2026-05-30

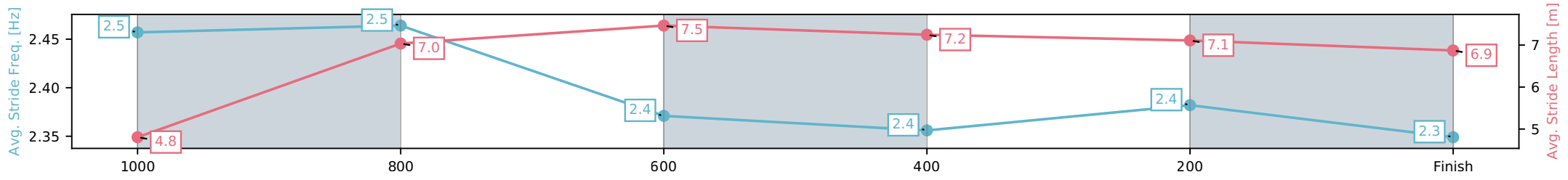
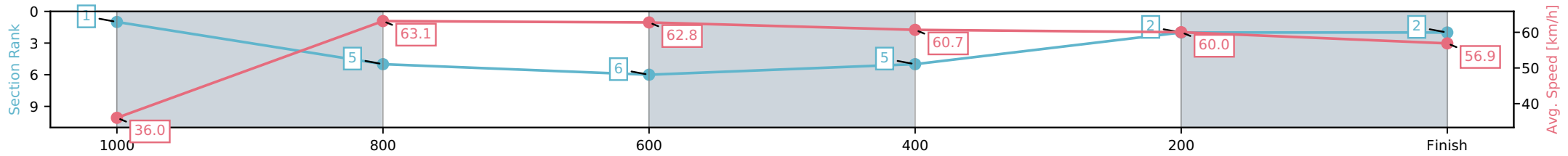
Race 5: SHERRIN RENTALS QTIS Three-Year-Old
BENCHMARK 58 Handicap - 1050m

30 May 2026 - 7:05PM



Track Rating: Soft 7, Weather: Overcast, Rail Position: +3.5m Entire

| Section | L1050 | L800 | L600 | L400 | L200 | L0 |
|------------------------|----------------------|--------------------------|--------------------------|--------------------------|--------------------------|--------------------------|
| Section Times | 1:05.49 (0:05.56) | 0:59.93 [1] (0:11.67) | 0:48.26 [5] (0:11.61) | 0:36.65 [6] (0:11.99) | 0:24.66 [5] (0:11.98) | 0:12.69 [2] (0:12.69) |
| Average Speed [km/h] | 36.0 | 63.1 | 62.8 | 60.7 | 60.0 | 56.9 |
| Top Speed [km/h] | 54.3 | 65.2 | 63.8 | 61.4 | 60.7 | 59.0 |
| Avg. Dist. to Rail [m] | 22.9 | 7.7 | 3.5 | 2.1 | 0.4 | 0.3 |
| Avg. Stride Freq. [Hz] | 2.5 | 2.5 | 2.4 | 2.4 | 2.4 | 2.3 |
| Avg. Stride Length [m] | 4.8 | 7.0 | 7.5 | 7.2 | 7.1 | 6.9 |



[] Ranking at each section and finish
 -:-:- No data available at this section
 NA No data available

| | |
|--------------------------------|----------------------------------|
| Horse/Jockey Name | Spiritof The Ocean/Danny Peisley |
| Finish Rank | 3 |
| Fastest Section Time (Section) | 0:11.40 (800-600) |
| Top Speed [km/h] (Section) | 66.1 (1000-800) |
| Race State | Finished |



Toowoomba QLD --Professional-2026-05-30

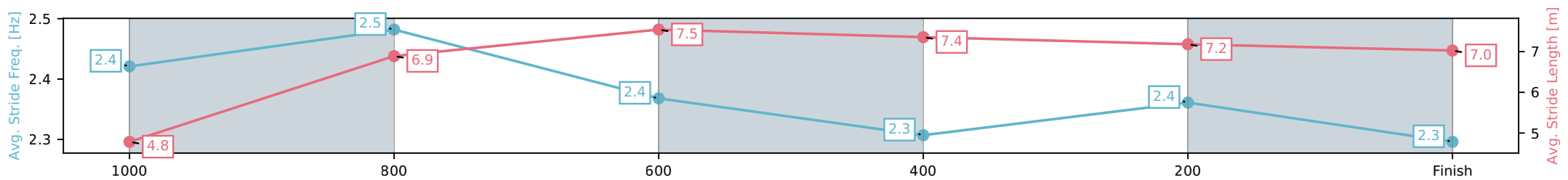
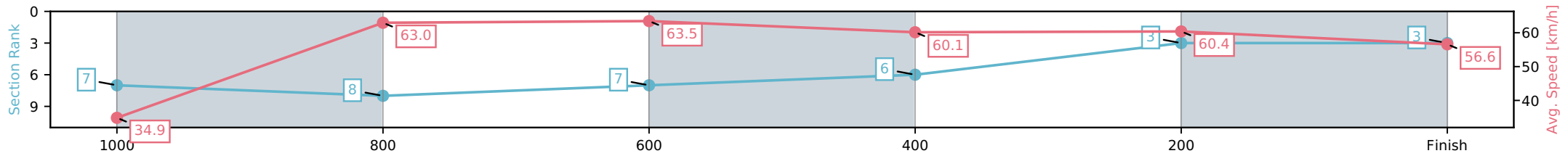
Race 5: SHERRIN RENTALS QTIS Three-Year-Old
BENCHMARK 58 Handicap - 1050m



30 May 2026 - 7:05PM

Track Rating: Soft 7, Weather: Overcast, Rail Position: +3.5m Entire

| Section | L1050 | L800 | L600 | L400 | L200 | L0 |
|------------------------|----------------------|--------------------------|--------------------------|--------------------------|--------------------------|--------------------------|
| Section Times | 1:05.82 (0:05.91) | 0:59.91 [7] (0:11.73) | 0:48.18 [8] (0:11.40) | 0:36.78 [7] (0:11.97) | 0:24.80 [6] (0:11.90) | 0:12.91 [3] (0:12.91) |
| Average Speed [km/h] | 34.9 | 63.0 | 63.5 | 60.1 | 60.4 | 56.6 |
| Top Speed [km/h] | 52.9 | 66.1 | 66.0 | 61.3 | 60.8 | 59.5 |
| Avg. Dist. to Rail [m] | 28.0 | 8.5 | 1.7 | 1.1 | 0.9 | 1.7 |
| Avg. Stride Freq. [Hz] | 2.4 | 2.5 | 2.4 | 2.3 | 2.4 | 2.3 |
| Avg. Stride Length [m] | 4.8 | 6.9 | 7.5 | 7.4 | 7.2 | 7.0 |



[] Ranking at each section and finish
 -:-:- No data available at this section
 NA No data available

| | |
|--------------------------------|------------------------------|
| Horse/Jockey Name | Russian Ripper/Stacey Callow |
| Finish Rank | 4 |
| Fastest Section Time (Section) | 0:11.54 (1000-800) |
| Top Speed [km/h] (Section) | 65.8 (1000-800) |
| Race State | Finished |



Toowoomba QLD --Professional-2026-05-30

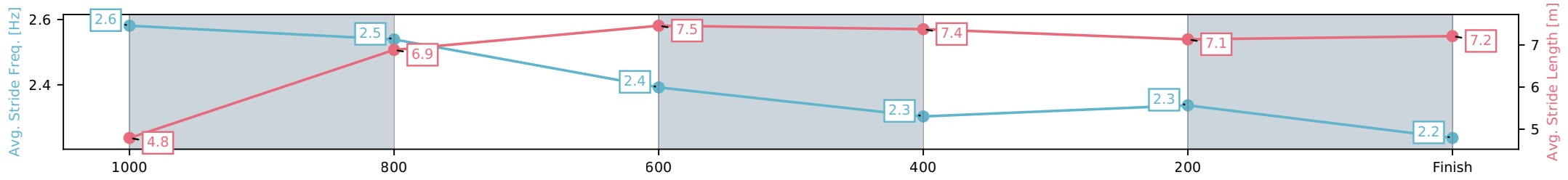
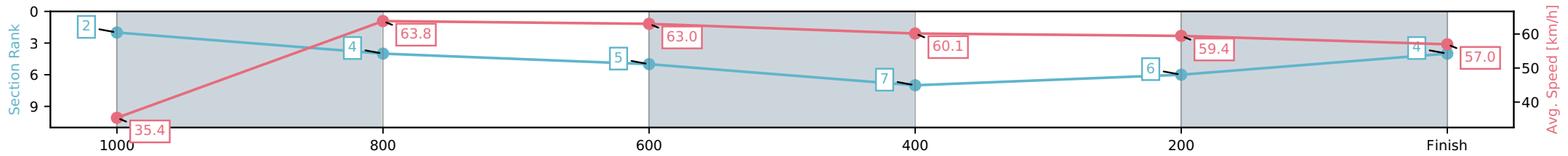
Race 5: SHERRIN RENTALS QTIS Three-Year-Old
BENCHMARK 58 Handicap - 1050m

30 May 2026 - 7:05PM



Track Rating: Soft 7, Weather: Overcast, Rail Position: +3.5m Entire

| Section | L1050 | L800 | L600 | L400 | L200 | L0 |
|------------------------|----------------------|--------------------------|--------------------------|--------------------------|--------------------------|--------------------------|
| Section Times | 1:05.89 (0:05.60) | 1:00.29 [2] (0:11.54) | 0:48.75 [4] (0:11.61) | 0:37.14 [5] (0:12.29) | 0:24.84 [7] (0:12.26) | 0:12.58 [6] (0:12.58) |
| Average Speed [km/h] | 35.4 | 63.8 | 63.0 | 60.1 | 59.4 | 57.0 |
| Top Speed [km/h] | 54.8 | 65.8 | 64.8 | 61.2 | 61.0 | 58.0 |
| Avg. Dist. to Rail [m] | 23.6 | 7.6 | 4.9 | 5.0 | 3.9 | 1.9 |
| Avg. Stride Freq. [Hz] | 2.6 | 2.5 | 2.4 | 2.3 | 2.3 | 2.2 |
| Avg. Stride Length [m] | 4.8 | 6.9 | 7.5 | 7.4 | 7.1 | 7.2 |



[] Ranking at each section and finish
 -:-:- No data available at this section
 NA No data available

| | |
|--------------------------------|-------------------------------|
| Horse/Jockey Name | Mishani Witness/Olivia Kendal |
| Finish Rank | 5 |
| Fastest Section Time (Section) | 0:11.78 (800-600) |
| Top Speed [km/h] (Section) | 63.9 (1000-800) |
| Race State | Finished |



Toowoomba QLD --Professional-2026-05-30

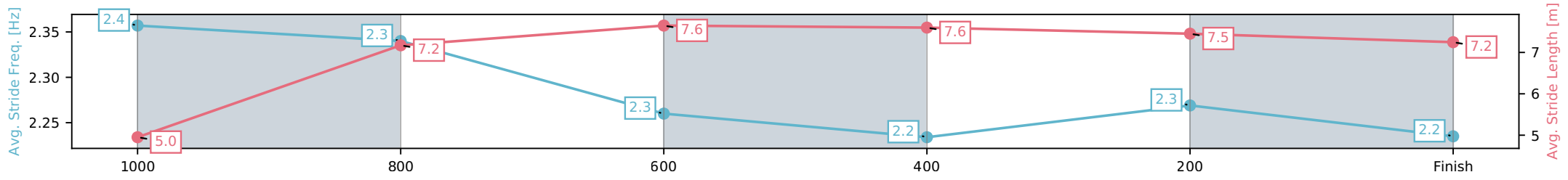
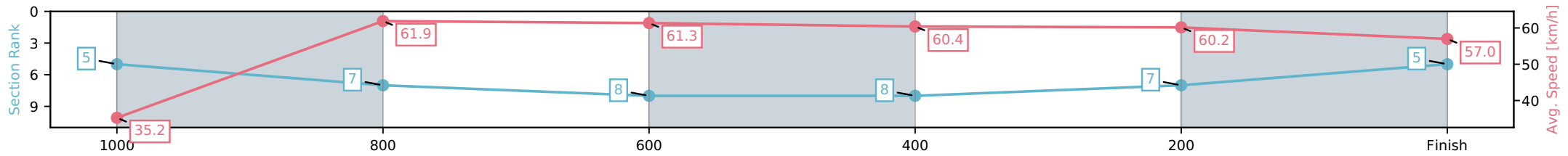
Race 5: SHERRIN RENTALS QTIS Three-Year-Old
BENCHMARK 58 Handicap - 1050m

30 May 2026 - 7:05PM



Track Rating: Soft 7, Weather: Overcast, Rail Position: +3.5m Entire

| Section | L1050 | L800 | L600 | L400 | L200 | L0 |
|------------------------|----------------------|--------------------------|--------------------------|--------------------------|--------------------------|--------------------------|
| Section Times | 1:06.05 (0:05.67) | 1:00.38 [5] (0:11.86) | 0:48.52 [7] (0:11.78) | 0:36.74 [8] (0:11.96) | 0:24.78 [8] (0:12.05) | 0:12.73 [7] (0:12.73) |
| Average Speed [km/h] | 35.2 | 61.9 | 61.3 | 60.4 | 60.2 | 57.0 |
| Top Speed [km/h] | 52.7 | 63.9 | 63.5 | 61.4 | 61.0 | 58.8 |
| Avg. Dist. to Rail [m] | 23.2 | 6.4 | 1.6 | 0.8 | 2.6 | 4.8 |
| Avg. Stride Freq. [Hz] | 2.4 | 2.3 | 2.3 | 2.2 | 2.3 | 2.2 |
| Avg. Stride Length [m] | 5.0 | 7.2 | 7.6 | 7.6 | 7.5 | 7.2 |



[] Ranking at each section and finish
 -:-:- No data available at this section
 NA No data available

| | |
|--------------------------------|-------------------------------|
| Horse/Jockey Name | Truck Stop Honey/Aidan Keeley |
| Finish Rank | 6 |
| Fastest Section Time (Section) | 0:11.41 (800-600) |
| Top Speed [km/h] (Section) | 63.8 (800-600) |
| Race State | Finished |



Toowoomba QLD --Professional-2026-05-30

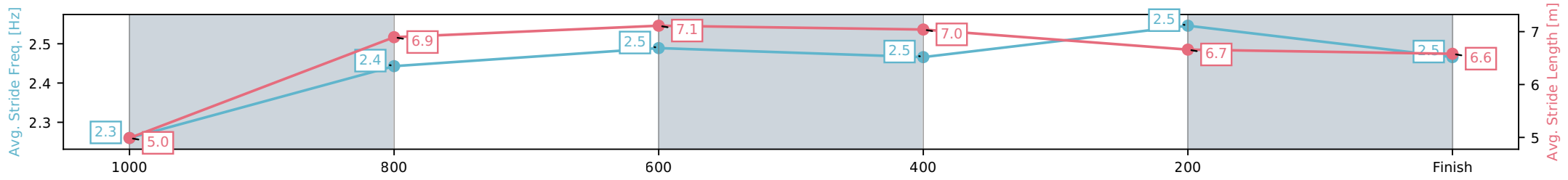
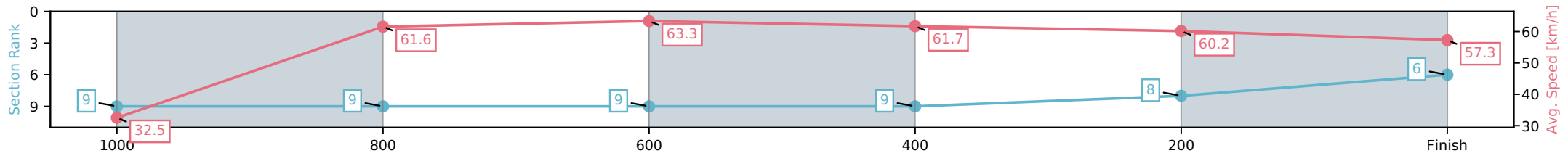
Race 5: SHERRIN RENTALS QTIS Three-Year-Old
BENCHMARK 58 Handicap - 1050m



30 May 2026 - 7:05PM

Track Rating: Soft 7, Weather: Overcast, Rail Position: +3.5m Entire

| Section | L1050 | L800 | L600 | L400 | L200 | L0 |
|------------------------|----------------------|--------------------------|--------------------------|--------------------------|--------------------------|--------------------------|
| Section Times | 1:06.12 (0:06.32) | 0:59.80 [9] (0:11.88) | 0:47.92 [9] (0:11.41) | 0:36.50 [9] (0:11.78) | 0:24.73 [9] (0:12.17) | 0:12.56 [8] (0:12.56) |
| Average Speed [km/h] | 32.5 | 61.6 | 63.3 | 61.7 | 60.2 | 57.3 |
| Top Speed [km/h] | 52.4 | 63.3 | 63.8 | 63.3 | 61.4 | 59.4 |
| Avg. Dist. to Rail [m] | 22.8 | 5.8 | 1.7 | 1.5 | 5.4 | 6.4 |
| Avg. Stride Freq. [Hz] | 2.3 | 2.4 | 2.5 | 2.5 | 2.5 | 2.5 |
| Avg. Stride Length [m] | 5.0 | 6.9 | 7.1 | 7.0 | 6.7 | 6.6 |



[] Ranking at each section and finish
 -:-:- No data available at this section
 NA No data available

| | |
|--------------------------------|------------------------|
| Horse/Jockey Name | Tinkerbella/Chloe Lowe |
| Finish Rank | 7 |
| Fastest Section Time (Section) | 0:11.27 (1000-800) |
| Top Speed [km/h] (Section) | 67.3 (1000-800) |
| Race State | Finished |



Toowoomba QLD --Professional-2026-05-30

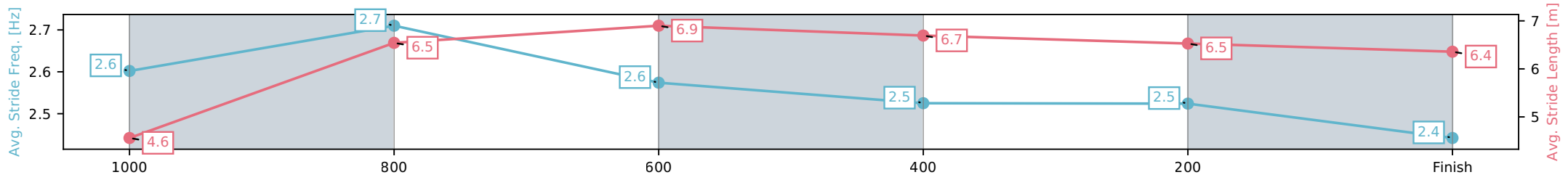
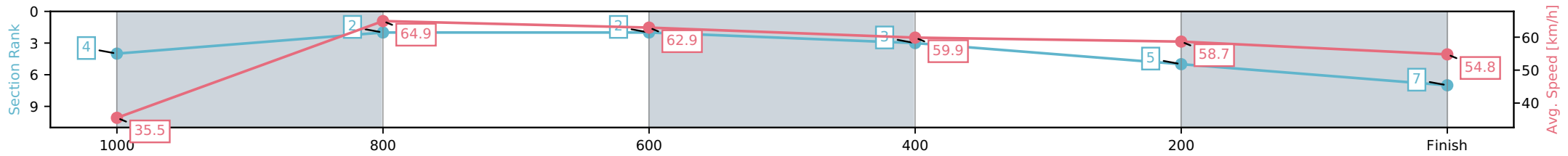
Race 5: SHERRIN RENTALS QTIS Three-Year-Old
BENCHMARK 58 Handicap - 1050m



30 May 2026 - 7:05PM

Track Rating: Soft 7, Weather: Overcast, Rail Position: +3.5m Entire

| Section | L1050 | L800 | L600 | L400 | L200 | L0 |
|------------------------|----------------------|--------------------------|--------------------------|--------------------------|--------------------------|--------------------------|
| Section Times | 1:06.56 (0:05.66) | 1:00.90 [4] (0:11.27) | 0:49.63 [2] (0:11.54) | 0:38.10 [2] (0:12.26) | 0:25.84 [3] (0:12.46) | 0:13.38 [5] (0:13.38) |
| Average Speed [km/h] | 35.5 | 64.9 | 62.9 | 59.9 | 58.7 | 54.8 |
| Top Speed [km/h] | 54.9 | 67.3 | 65.0 | 60.9 | 59.4 | 57.9 |
| Avg. Dist. to Rail [m] | 22.8 | 6.0 | 2.7 | 3.6 | 5.1 | 4.5 |
| Avg. Stride Freq. [Hz] | 2.6 | 2.7 | 2.6 | 2.5 | 2.5 | 2.4 |
| Avg. Stride Length [m] | 4.6 | 6.5 | 6.9 | 6.7 | 6.5 | 6.4 |



[] Ranking at each section and finish
 -:-:- No data available at this section
 NA No data available

| | |
|--------------------------------|-----------------------|
| Horse/Jockey Name | Exostova/Damien Boche |
| Finish Rank | 8 |
| Fastest Section Time (Section) | 0:11.14 (1000-800) |
| Top Speed [km/h] (Section) | 68.1 (1000-800) |
| Race State | Finished |



Toowoomba QLD --Professional-2026-05-30

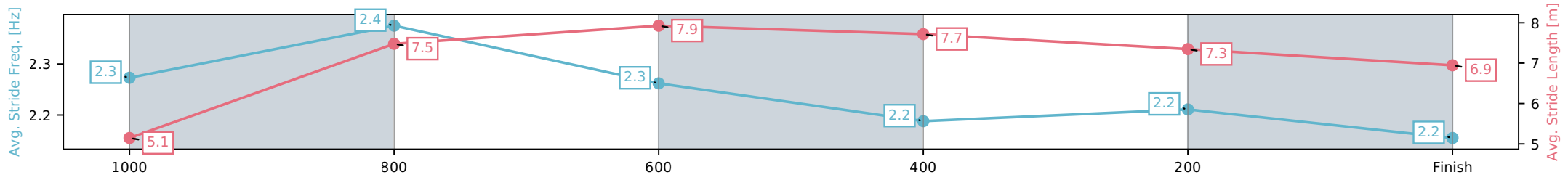
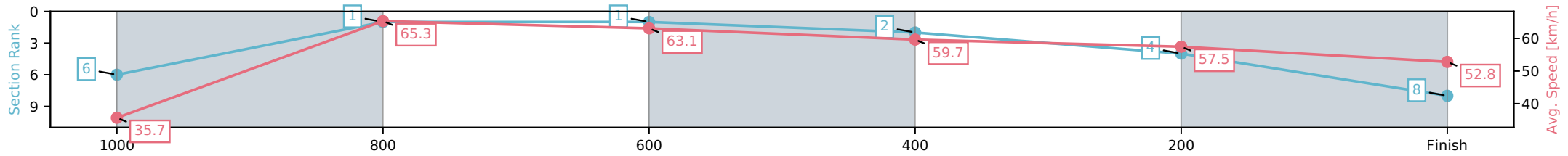
Race 5: SHERRIN RENTALS QTIS Three-Year-Old
BENCHMARK 58 Handicap - 1050m

30 May 2026 - 7:05PM



Track Rating: Soft 7, Weather: Overcast, Rail Position: +3.5m Entire

| Section | L1050 | L800 | L600 | L400 | L200 | L0 |
|------------------------|----------------------|--------------------------|--------------------------|--------------------------|--------------------------|--------------------------|
| Section Times | 1:06.76 (0:05.68) | 1:01.08 [6] (0:11.14) | 0:49.94 [1] (0:11.45) | 0:38.49 [1] (0:12.17) | 0:26.32 [2] (0:12.61) | 0:13.71 [4] (0:13.71) |
| Average Speed [km/h] | 35.7 | 65.3 | 63.1 | 59.7 | 57.5 | 52.8 |
| Top Speed [km/h] | 55.3 | 68.1 | 67.7 | 61.0 | 58.4 | 54.9 |
| Avg. Dist. to Rail [m] | 19.3 | 4.4 | 1.4 | 1.6 | 2.4 | 2.2 |
| Avg. Stride Freq. [Hz] | 2.3 | 2.4 | 2.3 | 2.2 | 2.2 | 2.2 |
| Avg. Stride Length [m] | 5.1 | 7.5 | 7.9 | 7.7 | 7.3 | 6.9 |



[] Ranking at each section and finish
 -.-.- No data available at this section
 NA No data available

| | |
|--------------------------------|------------------------------|
| Horse/Jockey Name | Mishani Aztec/Michael Murphy |
| Finish Rank | 9 |
| Fastest Section Time (Section) | 0:11.31 (1000-800) |
| Top Speed [km/h] (Section) | 68.0 (1000-800) |
| Race State | Finished |



Toowoomba QLD --Professional-2026-05-30

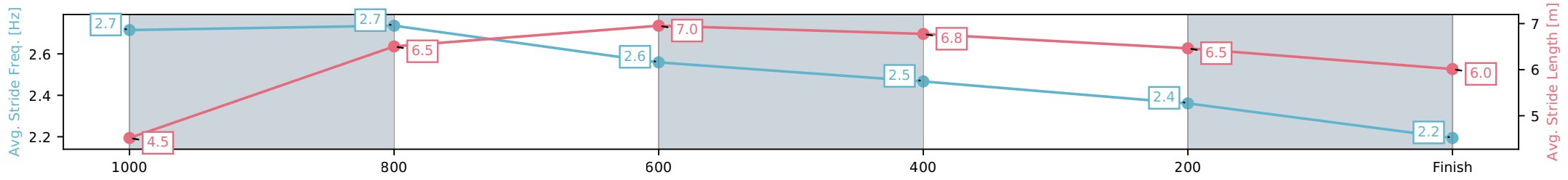
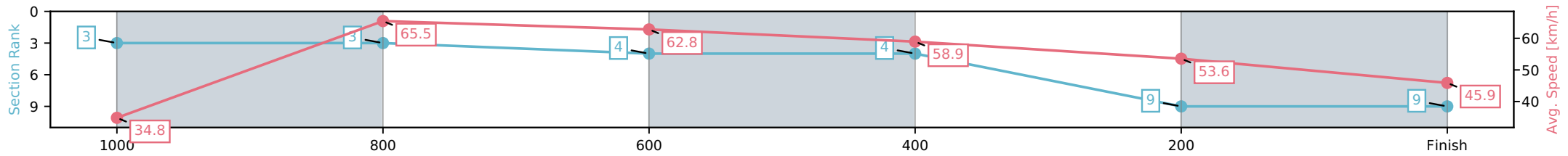
Race 5: SHERRIN RENTALS QTIS Three-Year-Old
BENCHMARK 58 Handicap - 1050m



30 May 2026 - 7:05PM

Track Rating: Soft 7, Weather: Overcast, Rail Position: +3.5m Entire

| Section | L1050 | L800 | L600 | L400 | L200 | L0 |
|------------------------|----------------------|--------------------------|--------------------------|--------------------------|--------------------------|--------------------------|
| Section Times | 1:09.93 (0:05.65) | 1:04.28 [3] (0:11.31) | 0:52.97 [3] (0:11.58) | 0:41.39 [4] (0:12.24) | 0:29.15 [4] (0:13.40) | 0:15.75 [9] (0:15.75) |
| Average Speed [km/h] | 34.8 | 65.5 | 62.8 | 58.9 | 53.6 | 45.9 |
| Top Speed [km/h] | 54.1 | 68.0 | 65.5 | 60.9 | 56.4 | 50.6 |
| Avg. Dist. to Rail [m] | 28.0 | 9.4 | 2.8 | 0.9 | 0.9 | 2.6 |
| Avg. Stride Freq. [Hz] | 2.7 | 2.7 | 2.6 | 2.5 | 2.4 | 2.2 |
| Avg. Stride Length [m] | 4.5 | 6.5 | 7.0 | 6.8 | 6.5 | 6.0 |



[] Ranking at each section and finish
 -:-:- No data available at this section
 NA No data available

| | |
|--------------------------------|-------------------------------|
| Horse/Jockey Name | Charmed Passage/Kelsey Lenton |
| Finish Rank | 1 |
| Fastest Section Time (Section) | 0:11.19 (800-600) |
| Top Speed [km/h] (Section) | 65.2 (800-600) |
| Race State | Finished |



Toowoomba QLD --Professional-2026-05-30

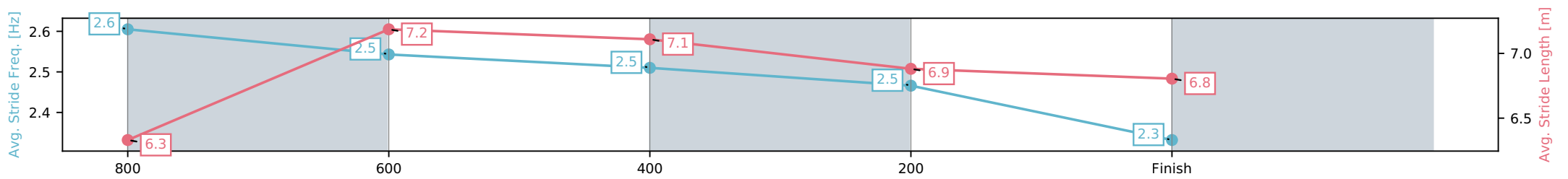
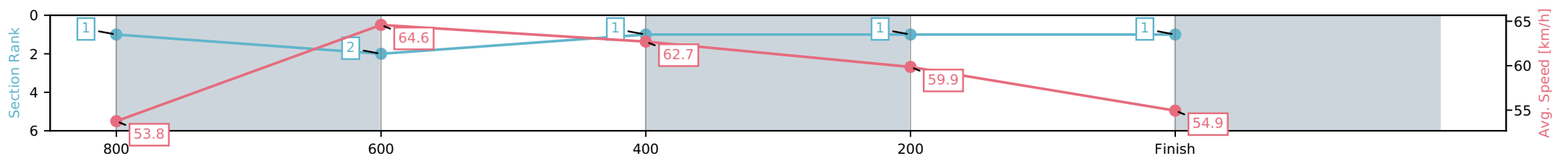
Race 6: BOTTLEMART Class 3 Handicap - 1000m

30 May 2026 - 7:40PM



Track Rating: Soft 7, Weather: Overcast, Rail Position: +3.5m Entire

| Section | L1000 | L800 | L600 | L400 | L200 |
|------------------------|----------------------|--------------------------|--------------------------|--------------------------|--------------------------|
| Section Times | 1:01.74 (0:13.86) | 0:47.88 [1] (0:11.19) | 0:36.69 [2] (0:11.52) | 0:25.17 [1] (0:12.03) | 0:13.14 [1] (0:13.14) |
| Average Speed [km/h] | 53.8 | 64.6 | 62.7 | 59.9 | 54.9 |
| Top Speed [km/h] | 65.2 | 65.2 | 64.2 | 61.1 | 58.7 |
| Avg. Dist. to Rail [m] | 5.6 | 1.9 | 0.8 | 0.2 | 0.5 |
| Avg. Stride Freq. [Hz] | 2.6 | 2.5 | 2.5 | 2.5 | 2.3 |
| Avg. Stride Length [m] | 6.3 | 7.2 | 7.1 | 6.9 | 6.8 |



[] Ranking at each section and finish
 -:-:- No data available at this section
 NA No data available

| | |
|--------------------------------|------------------------|
| Horse/Jockey Name | Silk Sonic/Jett Newman |
| Finish Rank | 2 |
| Fastest Section Time (Section) | 0:11.10 (800-600) |
| Top Speed [km/h] (Section) | 65.3 (800-600) |
| Race State | Finished |



Toowoomba QLD --Professional-2026-05-30

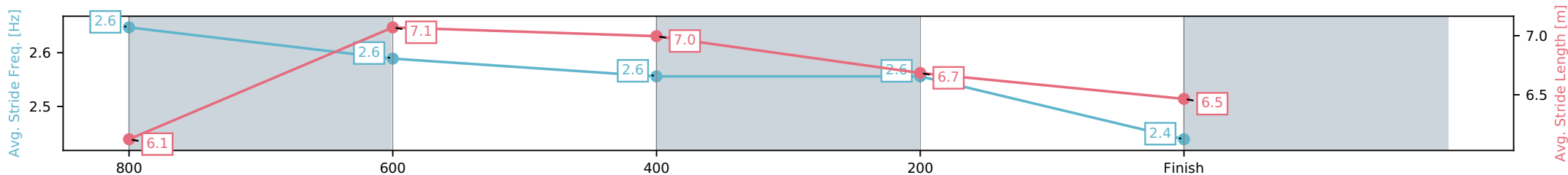
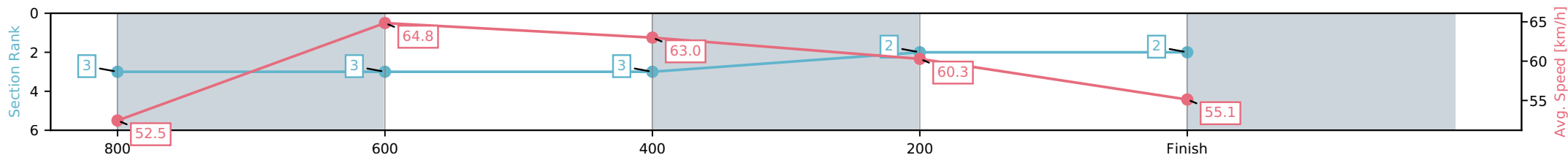
Race 6: BOTTLEMART Class 3 Handicap - 1000m

30 May 2026 - 7:40PM



Track Rating: Soft 7, Weather: Overcast, Rail Position: +3.5m Entire

| Section | L1000 | L800 | L600 | L400 | L200 |
|------------------------|----------------------|--------------------------|--------------------------|--------------------------|--------------------------|
| Section Times | 1:01.92 (0:14.37) | 0:47.55 [3] (0:11.10) | 0:36.45 [3] (0:11.36) | 0:25.09 [3] (0:11.92) | 0:13.16 [2] (0:13.16) |
| Average Speed [km/h] | 52.5 | 64.8 | 63.0 | 60.3 | 55.1 |
| Top Speed [km/h] | 64.3 | 65.3 | 64.6 | 61.7 | 58.4 |
| Avg. Dist. to Rail [m] | 7.1 | 0.7 | 1.2 | 0.9 | 1.3 |
| Avg. Stride Freq. [Hz] | 2.6 | 2.6 | 2.6 | 2.6 | 2.4 |
| Avg. Stride Length [m] | 6.1 | 7.1 | 7.0 | 6.7 | 6.5 |



- [] Ranking at each section and finish
- :-:- No data available at this section
- NA No data available

| | |
|--------------------------------|--------------------------|
| Horse/Jockey Name | Spirit Fox/Nozi Tomizawa |
| Finish Rank | 3 |
| Fastest Section Time (Section) | 0:11.11 (800-600) |
| Top Speed [km/h] (Section) | 66.2 (1000 - 800) |
| Race State | Finished |



Toowoomba QLD --Professional-2026-05-30

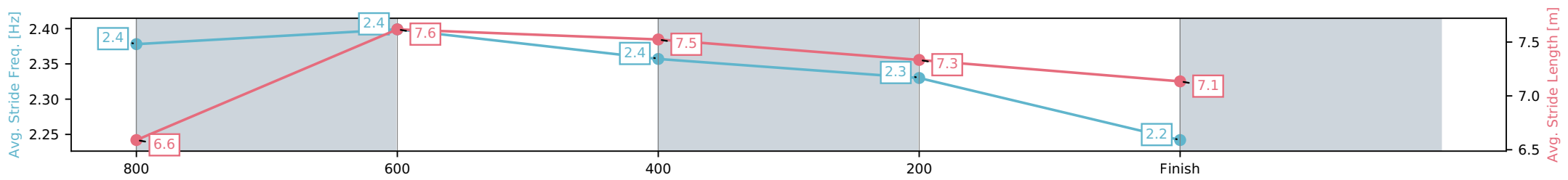
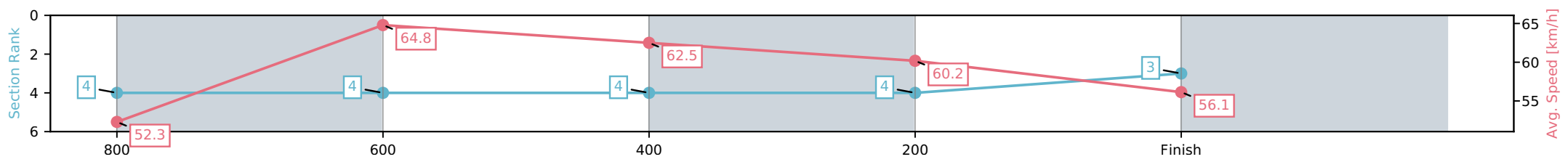
Race 6: BOTTLEMART Class 3 Handicap - 1000m

30 May 2026 - 7:40PM



Track Rating: Soft 7, Weather: Overcast, Rail Position: +3.5m Entire

| Section | L1000 | L800 | L600 | L400 | L200 |
|------------------------|----------------------|--------------------------|--------------------------|--------------------------|--------------------------|
| Section Times | 1:02.04 (0:14.52) | 0:47.52 [4] (0:11.11) | 0:36.40 [4] (0:11.58) | 0:24.82 [4] (0:11.96) | 0:12.87 [4] (0:12.87) |
| Average Speed [km/h] | 52.3 | 64.8 | 62.5 | 60.2 | 56.1 |
| Top Speed [km/h] | 66.2 | 65.8 | 64.2 | 61.2 | 57.9 |
| Avg. Dist. to Rail [m] | 6.1 | 0.8 | 0.9 | 0.8 | 0.7 |
| Avg. Stride Freq. [Hz] | 2.4 | 2.4 | 2.4 | 2.3 | 2.2 |
| Avg. Stride Length [m] | 6.6 | 7.6 | 7.5 | 7.3 | 7.1 |



[] Ranking at each section and finish
 -:-:- No data available at this section
 NA No data available

| | |
|--------------------------------|------------------------|
| Horse/Jockey Name | Star Rapper/Gary Geran |
| Finish Rank | 4 |
| Fastest Section Time (Section) | 0:11.12 (800-600) |
| Top Speed [km/h] (Section) | 67.4 (1000 - 800) |
| Race State | Finished |



Toowoomba QLD --Professional-2026-05-30

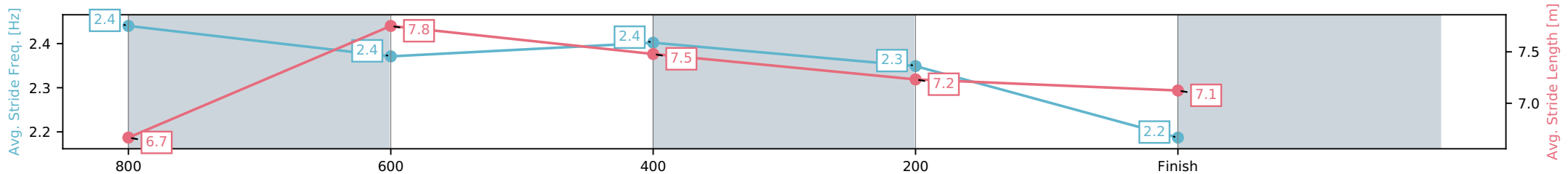
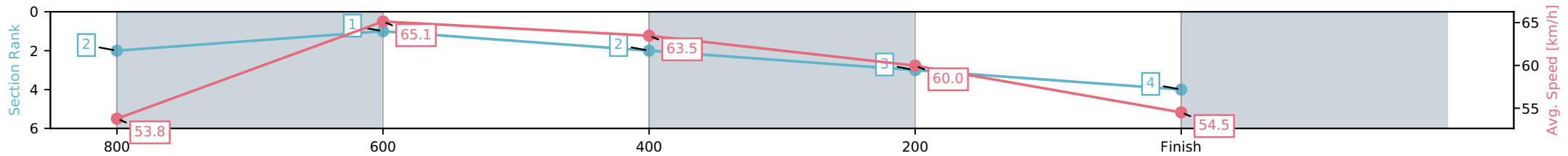
Race 6: BOTTLEMART Class 3 Handicap - 1000m

30 May 2026 - 7:40PM



Track Rating: Soft 7, Weather: Overcast, Rail Position: +3.5m Entire

| Section | L1000 | L800 | L600 | L400 | L200 |
|------------------------|----------------------|--------------------------|--------------------------|--------------------------|--------------------------|
| Section Times | 1:02.19 (0:13.91) | 0:48.28 [2] (0:11.12) | 0:37.17 [1] (0:11.55) | 0:25.62 [2] (0:12.20) | 0:13.41 [3] (0:13.41) |
| Average Speed [km/h] | 53.8 | 65.1 | 63.5 | 60.0 | 54.5 |
| Top Speed [km/h] | 67.4 | 67.2 | 65.0 | 61.6 | 56.1 |
| Avg. Dist. to Rail [m] | 5.9 | 2.4 | 3.5 | 5.3 | 4.6 |
| Avg. Stride Freq. [Hz] | 2.4 | 2.4 | 2.4 | 2.3 | 2.2 |
| Avg. Stride Length [m] | 6.7 | 7.8 | 7.5 | 7.2 | 7.1 |



- [] Ranking at each section and finish
- :-:- No data available at this section
- NA No data available

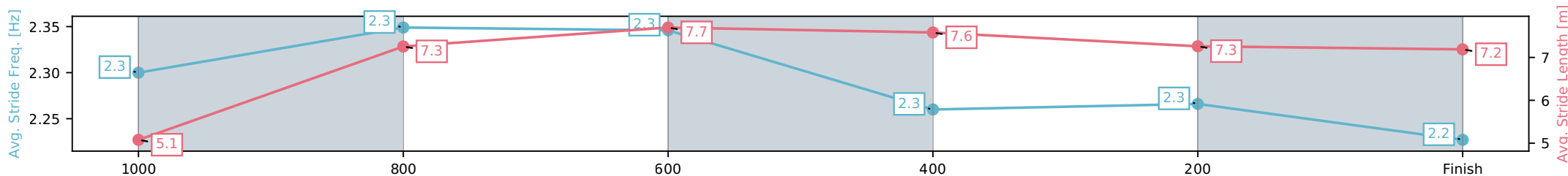
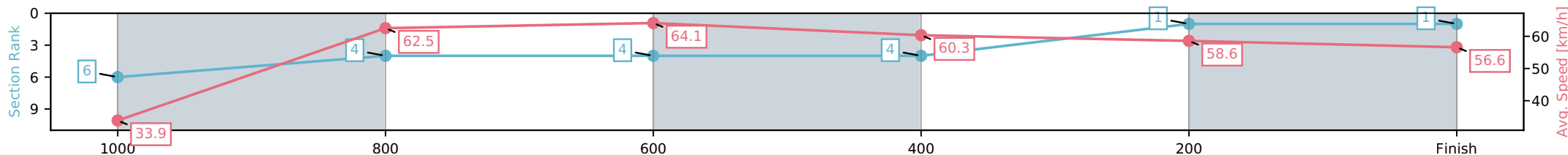
| | |
|--------------------------------|------------------------------|
| Horse/Jockey Name | Throw It Back/Montanna Savva |
| Finish Rank | 1 |
| Fastest Section Time (Section) | 0:11.30 (800-600) |
| Top Speed [km/h] (Section) | 65.6 (800-600) |
| Race State | Finished |



Toowoomba QLD --Professional-2026-05-30
 Race 7: BROWN FAMILY WINE GROUP Maiden Plate - 1050m
 30 May 2026 - 8:14PM
 Track Rating: Soft 7, Weather: Overcast, Rail Position: +3.5m Entire



| Section | L1050 | L800 | L600 | L400 | L200 | L0 |
|------------------------|----------------------|--------------------------|--------------------------|--------------------------|--------------------------|--------------------------|
| Section Times | 1:05.83 (0:05.70) | 1:00.13 [6] (0:11.71) | 0:48.42 [4] (0:11.30) | 0:37.12 [4] (0:12.05) | 0:25.07 [4] (0:12.30) | 0:12.77 [1] (0:12.77) |
| Average Speed [km/h] | 33.9 | 62.5 | 64.1 | 60.3 | 58.6 | 56.6 |
| Top Speed [km/h] | 53.1 | 65.1 | 65.6 | 63.2 | 60.0 | 58.0 |
| Avg. Dist. to Rail [m] | 22.1 | 6.0 | 1.8 | 1.8 | 0.7 | 0.2 |
| Avg. Stride Freq. [Hz] | 2.3 | 2.3 | 2.3 | 2.3 | 2.3 | 2.2 |
| Avg. Stride Length [m] | 5.1 | 7.3 | 7.7 | 7.6 | 7.3 | 7.2 |



[] Ranking at each section and finish
 -:-:- No data available at this section
 NA No data available

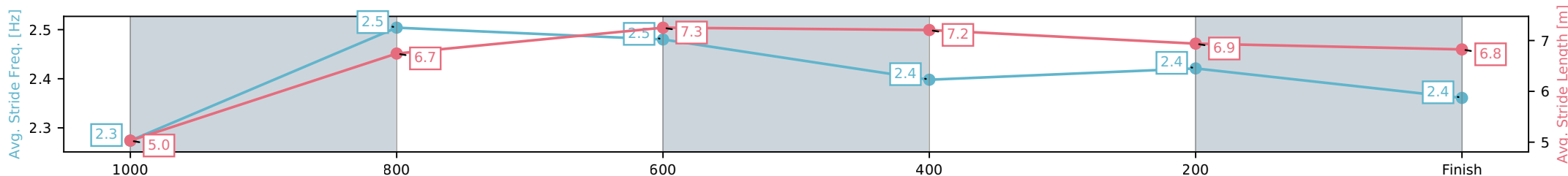
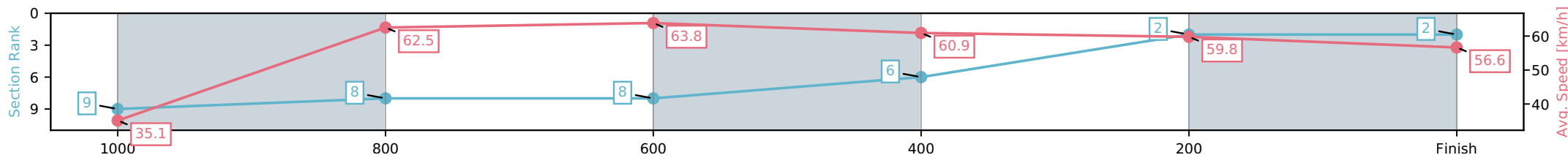
| | |
|--------------------------------|--------------------------|
| Horse/Jockey Name | Reign Of Dame/Gary Geran |
| Finish Rank | 2 |
| Fastest Section Time (Section) | 0:11.23 (800-600) |
| Top Speed [km/h] (Section) | 67.1 (800-600) |
| Race State | Finished |



Toowoomba QLD --Professional-2026-05-30
 Race 7: BROWN FAMILY WINE GROUP Maiden Plate - 1050m
 30 May 2026 - 8:14PM
 Track Rating: Soft 7, Weather: Overcast, Rail Position: +3.5m Entire



| Section | L1050 | L800 | L600 | L400 | L200 | L0 |
|------------------------|----------------------|--------------------------|--------------------------|--------------------------|--------------------------|--------------------------|
| Section Times | 1:06.00 (0:06.21) | 0:59.79 [9] (0:11.71) | 0:48.08 [8] (0:11.23) | 0:36.85 [8] (0:11.78) | 0:25.08 [6] (0:12.16) | 0:12.92 [2] (0:12.92) |
| Average Speed [km/h] | 35.1 | 62.5 | 63.8 | 60.9 | 59.8 | 56.6 |
| Top Speed [km/h] | 52.2 | 66.6 | 67.1 | 62.2 | 60.7 | 59.8 |
| Avg. Dist. to Rail [m] | 26.6 | 6.1 | 1.1 | 0.6 | 2.9 | 3.4 |
| Avg. Stride Freq. [Hz] | 2.3 | 2.5 | 2.5 | 2.4 | 2.4 | 2.4 |
| Avg. Stride Length [m] | 5.0 | 6.7 | 7.3 | 7.2 | 6.9 | 6.8 |



[] Ranking at each section and finish
 -:-:- No data available at this section
 NA No data available

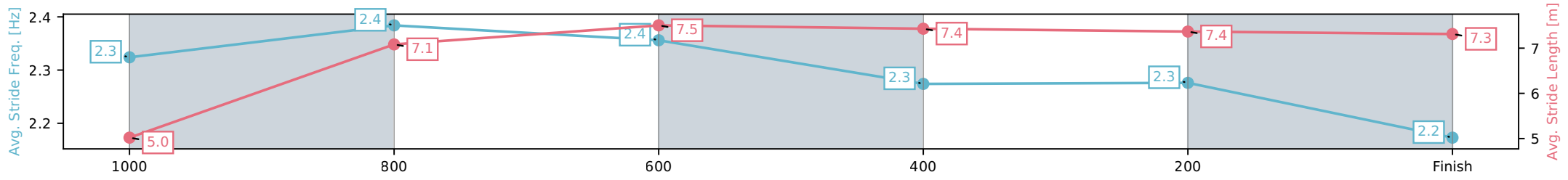
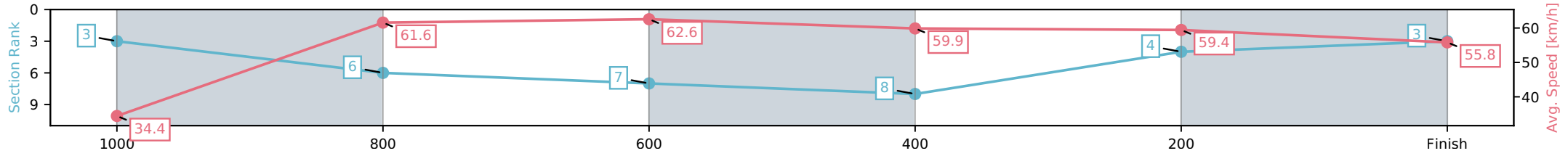
| | |
|--------------------------------|---------------------|
| Horse/Jockey Name | Outages/Jett Newman |
| Finish Rank | 3 |
| Fastest Section Time (Section) | 0:11.52 (800-600) |
| Top Speed [km/h] (Section) | 63.8 (800-600) |
| Race State | Finished |



Toowoomba QLD --Professional-2026-05-30
 Race 7: BROWN FAMILY WINE GROUP Maiden Plate - 1050m
 30 May 2026 - 8:14PM
 Track Rating: Soft 7, Weather: Overcast, Rail Position: +3.5m Entire



| Section | L1050 | L800 | L600 | L400 | L200 | L0 |
|------------------------|----------------------|--------------------------|--------------------------|--------------------------|--------------------------|--------------------------|
| Section Times | 1:06.29 (0:05.64) | 1:00.65 [3] (0:11.84) | 0:48.80 [6] (0:11.52) | 0:37.28 [7] (0:12.10) | 0:25.18 [8] (0:12.16) | 0:13.02 [4] (0:13.02) |
| Average Speed [km/h] | 34.4 | 61.6 | 62.6 | 59.9 | 59.4 | 55.8 |
| Top Speed [km/h] | 53.3 | 63.6 | 63.8 | 60.6 | 60.3 | 58.6 |
| Avg. Dist. to Rail [m] | 19.6 | 4.8 | 1.0 | 1.1 | 1.4 | 1.7 |
| Avg. Stride Freq. [Hz] | 2.3 | 2.4 | 2.4 | 2.3 | 2.3 | 2.2 |
| Avg. Stride Length [m] | 5.0 | 7.1 | 7.5 | 7.4 | 7.4 | 7.3 |



[] Ranking at each section and finish
 -:-:- No data available at this section
 NA No data available

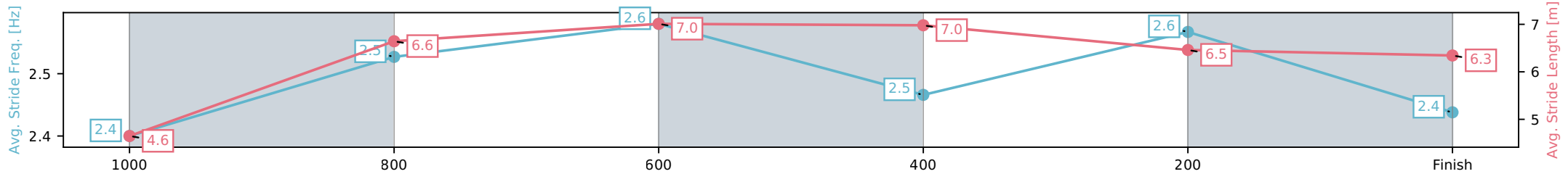
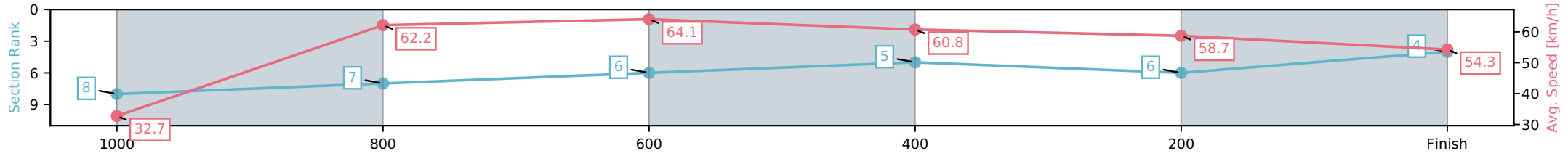
| | |
|--------------------------------|-------------------------------|
| Horse/Jockey Name | Aeropower/Georgina Cartwright |
| Finish Rank | 4 |
| Fastest Section Time (Section) | 0:11.27 (800-600) |
| Top Speed [km/h] (Section) | 66.0 (800-600) |
| Race State | Finished |



Toowoomba QLD --Professional-2026-05-30
 Race 7: BROWN FAMILY WINE GROUP Maiden Plate - 1050m
 30 May 2026 - 8:14PM
 Track Rating: Soft 7, Weather: Overcast, Rail Position: +3.5m Entire



| Section | L1050 | L800 | L600 | L400 | L200 | L0 |
|------------------------|----------------------|--------------------------|--------------------------|--------------------------|--------------------------|--------------------------|
| Section Times | 1:06.64 (0:05.91) | 1:00.73 [8] (0:11.74) | 0:48.98 [7] (0:11.27) | 0:37.71 [6] (0:11.97) | 0:25.74 [5] (0:12.49) | 0:13.25 [6] (0:13.25) |
| Average Speed [km/h] | 32.7 | 62.2 | 64.1 | 60.8 | 58.7 | 54.3 |
| Top Speed [km/h] | 51.3 | 65.7 | 66.0 | 62.4 | 59.5 | 57.0 |
| Avg. Dist. to Rail [m] | 23.3 | 4.4 | 1.3 | 1.9 | 5.0 | 4.2 |
| Avg. Stride Freq. [Hz] | 2.4 | 2.5 | 2.6 | 2.5 | 2.6 | 2.4 |
| Avg. Stride Length [m] | 4.6 | 6.6 | 7.0 | 7.0 | 6.5 | 6.3 |



[] Ranking at each section and finish
 -.-.- No data available at this section
 NA No data available

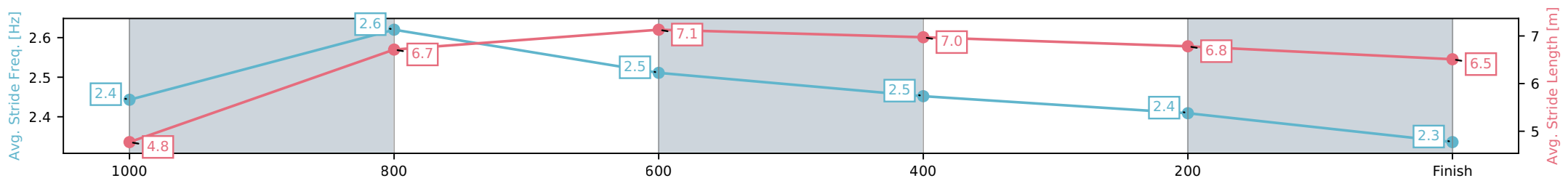
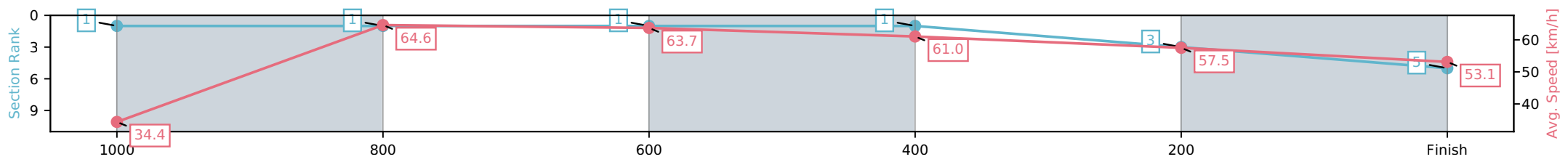
| | |
|--------------------------------|------------------------------|
| Horse/Jockey Name | Demes Girl/Minonette Kennedy |
| Finish Rank | 5 |
| Fastest Section Time (Section) | 0:11.44 (1000-800) |
| Top Speed [km/h] (Section) | 67.7 (1000-800) |
| Race State | Finished |



Toowoomba QLD --Professional-2026-05-30
 Race 7: BROWN FAMILY WINE GROUP Maiden Plate - 1050m
 30 May 2026 - 8:14PM
 Track Rating: Soft 7, Weather: Overcast, Rail Position: +3.5m Entire



| Section | L1050 | L800 | L600 | L400 | L200 | L0 |
|------------------------|----------------------|--------------------------|--------------------------|--------------------------|--------------------------|--------------------------|
| Section Times | 1:06.66 (0:05.58) | 1:01.08 [1] (0:11.44) | 0:49.64 [1] (0:11.47) | 0:38.18 [1] (0:11.92) | 0:26.25 [1] (0:12.68) | 0:13.57 [3] (0:13.57) |
| Average Speed [km/h] | 34.4 | 64.6 | 63.7 | 61.0 | 57.5 | 53.1 |
| Top Speed [km/h] | 54.2 | 67.7 | 65.3 | 62.7 | 58.9 | 56.8 |
| Avg. Dist. to Rail [m] | 25.3 | 8.9 | 3.5 | 2.2 | 3.6 | 4.3 |
| Avg. Stride Freq. [Hz] | 2.4 | 2.6 | 2.5 | 2.5 | 2.4 | 2.3 |
| Avg. Stride Length [m] | 4.8 | 6.7 | 7.1 | 7.0 | 6.8 | 6.5 |



[] Ranking at each section and finish
 -:-:- No data available at this section
 NA No data available

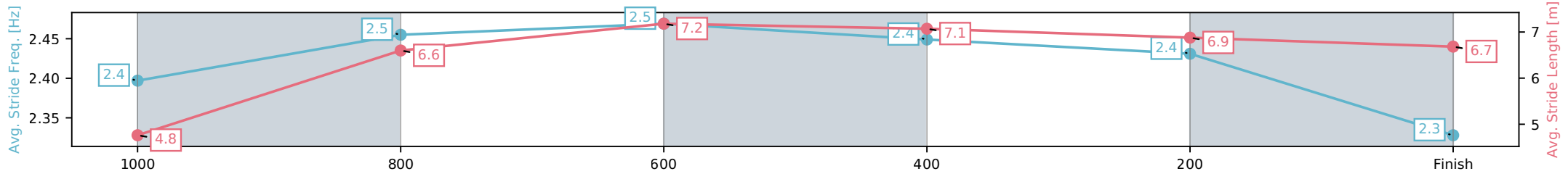
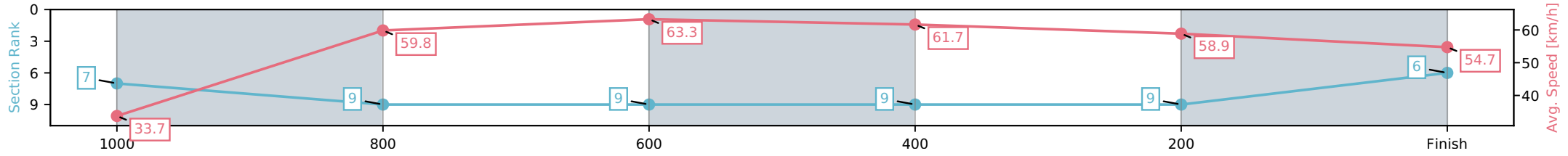
| | |
|--------------------------------|------------------------|
| Horse/Jockey Name | Colinton/Kelsey Lenton |
| Finish Rank | 6 |
| Fastest Section Time (Section) | 0:11.57 (800-600) |
| Top Speed [km/h] (Section) | 63.9 (800-600) |
| Race State | Finished |



Toowoomba QLD --Professional-2026-05-30
 Race 7: BROWN FAMILY WINE GROUP Maiden Plate - 1050m
 30 May 2026 - 8:14PM
 Track Rating: Soft 7, Weather: Overcast, Rail Position: +3.5m Entire



| Section | L1050 | L800 | L600 | L400 | L200 | L0 |
|------------------------|----------------------|--------------------------|--------------------------|--------------------------|--------------------------|--------------------------|
| Section Times | 1:07.03 (0:05.80) | 1:01.23 [7] (0:12.36) | 0:48.86 [9] (0:11.57) | 0:37.30 [9] (0:11.83) | 0:25.46 [9] (0:12.42) | 0:13.04 [9] (0:13.04) |
| Average Speed [km/h] | 33.7 | 59.8 | 63.3 | 61.7 | 58.9 | 54.7 |
| Top Speed [km/h] | 49.1 | 63.3 | 63.9 | 63.5 | 61.7 | 56.4 |
| Avg. Dist. to Rail [m] | 27.7 | 8.8 | 4.3 | 2.6 | 5.0 | 5.3 |
| Avg. Stride Freq. [Hz] | 2.4 | 2.5 | 2.5 | 2.4 | 2.4 | 2.3 |
| Avg. Stride Length [m] | 4.8 | 6.6 | 7.2 | 7.1 | 6.9 | 6.7 |



[] Ranking at each section and finish
 -:-:- No data available at this section
 NA No data available

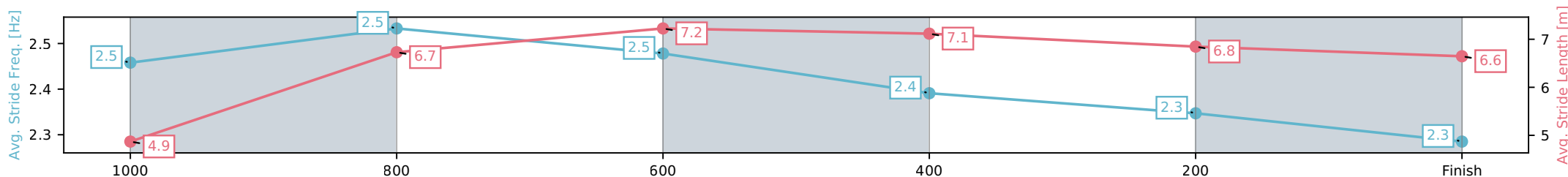
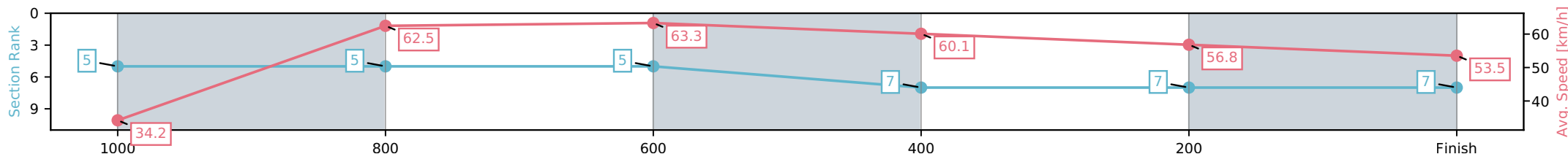
| | |
|--------------------------------|------------------------|
| Horse/Jockey Name | Kirishima/Aidan Keeley |
| Finish Rank | 7 |
| Fastest Section Time (Section) | 0:11.46 (800-600) |
| Top Speed [km/h] (Section) | 65.1 (1000-800) |
| Race State | Finished |



Toowoomba QLD --Professional-2026-05-30
 Race 7: BROWN FAMILY WINE GROUP Maiden Plate - 1050m
 30 May 2026 - 8:14PM
 Track Rating: Soft 7, Weather: Overcast, Rail Position: +3.5m Entire



| Section | L1050 | L800 | L600 | L400 | L200 | L0 |
|------------------------|----------------------|--------------------------|--------------------------|--------------------------|--------------------------|--------------------------|
| Section Times | 1:07.20 (0:05.70) | 1:01.50 [5] (0:11.76) | 0:49.74 [5] (0:11.46) | 0:38.28 [5] (0:12.03) | 0:26.25 [7] (0:12.76) | 0:13.50 [7] (0:13.50) |
| Average Speed [km/h] | 34.2 | 62.5 | 63.3 | 60.1 | 56.8 | 53.5 |
| Top Speed [km/h] | 53.2 | 65.1 | 64.6 | 62.3 | 58.1 | 55.2 |
| Avg. Dist. to Rail [m] | 22.6 | 6.8 | 2.2 | 0.8 | 2.5 | 1.7 |
| Avg. Stride Freq. [Hz] | 2.5 | 2.5 | 2.5 | 2.4 | 2.3 | 2.3 |
| Avg. Stride Length [m] | 4.9 | 6.7 | 7.2 | 7.1 | 6.8 | 6.6 |



[] Ranking at each section and finish
 -:-:- No data available at this section
 NA No data available

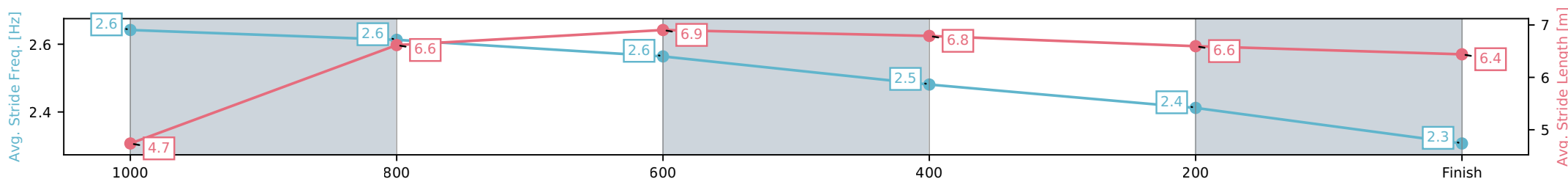
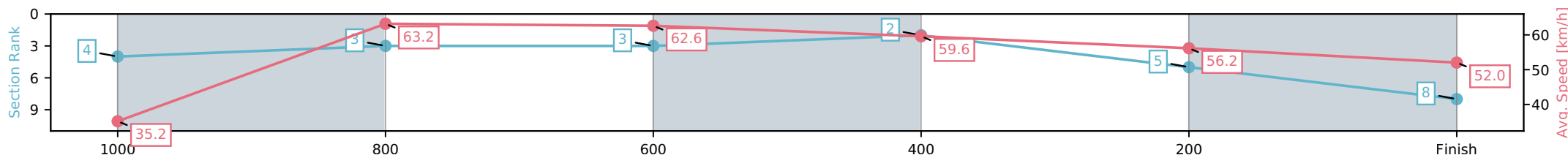
| | |
|--------------------------------|-------------------------|
| Horse/Jockey Name | He Da Boss/Damien Boche |
| Finish Rank | 8 |
| Fastest Section Time (Section) | 0:11.43 (800-600) |
| Top Speed [km/h] (Section) | 65.4 (1000-800) |
| Race State | Finished |



Toowoomba QLD --Professional-2026-05-30
 Race 7: BROWN FAMILY WINE GROUP Maiden Plate - 1050m
 30 May 2026 - 8:14PM
 Track Rating: Soft 7, Weather: Overcast, Rail Position: +3.5m Entire



| Section | L1050 | L800 | L600 | L400 | L200 | L0 |
|------------------------|----------------------|--------------------------|--------------------------|--------------------------|--------------------------|--------------------------|
| Section Times | 1:07.32 (0:05.69) | 1:01.63 [4] (0:11.50) | 0:50.13 [3] (0:11.43) | 0:38.70 [3] (0:11.91) | 0:26.79 [2] (0:12.78) | 0:14.00 [5] (0:14.00) |
| Average Speed [km/h] | 35.2 | 63.2 | 62.6 | 59.6 | 56.2 | 52.0 |
| Top Speed [km/h] | 54.3 | 65.4 | 64.8 | 61.9 | 58.4 | 54.4 |
| Avg. Dist. to Rail [m] | 20.7 | 4.5 | 1.8 | 2.8 | 1.2 | 0.3 |
| Avg. Stride Freq. [Hz] | 2.6 | 2.6 | 2.6 | 2.5 | 2.4 | 2.3 |
| Avg. Stride Length [m] | 4.7 | 6.6 | 6.9 | 6.8 | 6.6 | 6.4 |



[] Ranking at each section and finish
 -.-.- No data available at this section
 NA No data available

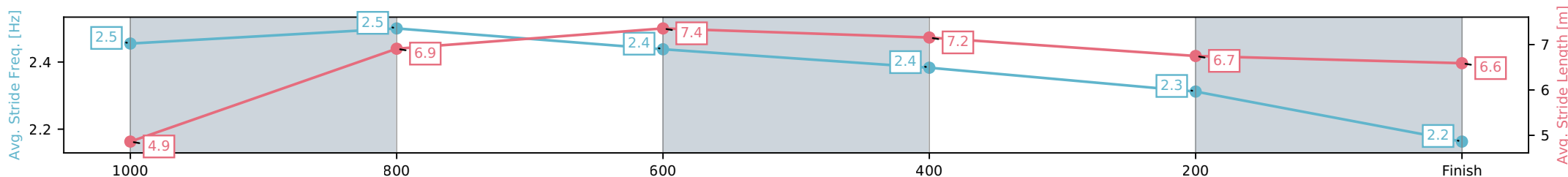
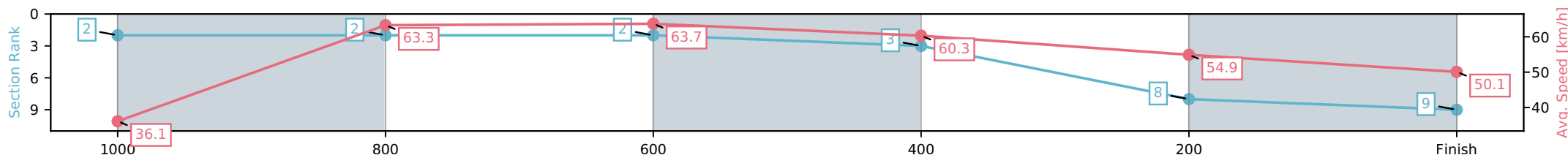
| | |
|--------------------------------|-------------------------|
| Horse/Jockey Name | Call Sign/Kenji Yoshida |
| Finish Rank | 9 |
| Fastest Section Time (Section) | 0:11.37 (800-600) |
| Top Speed [km/h] (Section) | 65.6 (1000-800) |
| Race State | Finished |



Toowoomba QLD --Professional-2026-05-30
 Race 7: BROWN FAMILY WINE GROUP Maiden Plate - 1050m
 30 May 2026 - 8:14PM
 Track Rating: Soft 7, Weather: Overcast, Rail Position: +3.5m Entire



| Section | L1050 | L800 | L600 | L400 | L200 | L0 |
|------------------------|----------------------|--------------------------|--------------------------|--------------------------|--------------------------|--------------------------|
| Section Times | 1:08.32 (0:05.59) | 1:02.73 [2] (0:11.55) | 0:51.18 [2] (0:11.37) | 0:39.81 [2] (0:12.08) | 0:27.73 [3] (0:13.24) | 0:14.49 [8] (0:14.49) |
| Average Speed [km/h] | 36.1 | 63.3 | 63.7 | 60.3 | 54.9 | 50.1 |
| Top Speed [km/h] | 53.2 | 65.6 | 65.0 | 62.6 | 57.6 | 52.9 |
| Avg. Dist. to Rail [m] | 21.3 | 6.0 | 2.1 | 2.0 | 3.2 | 3.8 |
| Avg. Stride Freq. [Hz] | 2.5 | 2.5 | 2.4 | 2.4 | 2.3 | 2.2 |
| Avg. Stride Length [m] | 4.9 | 6.9 | 7.4 | 7.2 | 6.7 | 6.6 |



[] Ranking at each section and finish
 -:-:- No data available at this section
 NA No data available