



Townsville QLD

Race 1: GREAT NORTHERN BREWING CO QTIS Three-Year-Old Handicap - 1300m

31 May 2026 - 12:05PM

Track Rating: Good 4, Weather: Fine, Rail Position: +5m 1000m-W/Post, +4m Remainder



Field Times (Race Tempo) 1:18.91 1:09.11 0:57.41 0:45.97 0:34.41 0:22.68 0:11.60
 (0:09.79) (0:11.70) (0:11.44) (0:11.56) (0:11.73) (0:11.08) (0:11.60)

Rank	TAB#	Horse	Overall Time	First 400m	Top Speed km/h (Section)	L1300	L1200	L1000	L800	L600	L400	L200	
	(BAR#)	Jockey	Margin (DT-W)	Last 600m	Fastest Section (Time)	Start - 1200	1200 - 1000	1000 - 800	800 - 600	600 - 400	400 - 200	200 - Finish	
1	7	Toranaga	1:18.91	0:27.57	66.3 (400-200)	1:18.91	1:09.12 [1]	0:57.25 [2]	0:45.51 [3]	0:34.11 [3]	0:22.63 [3]	0:11.60 [1]	
	(8)	Tahlia Fenlon		0:34.11	400-200 (0:11.03)	(0:09.80)	(0:11.86)	(0:11.74)	(0:11.40)	(0:11.48)	(0:11.03)	(0:11.60)	
2	4	Mister Doobee	1:19.00	0:27.70	66.2 (200-0)	1:19.00	1:08.79 [7]	0:57.17 [5]	0:45.52 [4]	0:34.14 [4]	0:22.57 [4]	0:11.42 [4]	
	(1)	Ivo Fry	0.5L (-5)	0:34.15	400-200 (0:11.15)	(0:10.21)	(0:11.62)	(0:11.65)	(0:11.38)	(0:11.58)	(0:11.15)	(0:11.42)	
3	1	Betterlucknexttime	1:19.16	0:27.35	65.6 (800-600)	1:19.16	1:09.32 [2]	0:57.66 [1]	0:46.22 [1]	0:34.66 [1]	0:22.93 [1]	0:11.66 [3]	
	(5)	Ryan Wiggins	1.5L (-1)	0:34.65	400-200 (0:11.26)	(0:09.84)	(0:11.65)	(0:11.44)	(0:11.56)	(0:11.73)	(0:11.26)	(0:11.66)	
4	6	Chance	1:19.19	0:27.38	65.5 (400-200)	1:19.19	1:09.09 [4]	0:57.49 [3]	0:46.14 [2]	0:34.51 [2]	0:22.94 [2]	0:11.74 [2]	
	(4)	Lacey Morrison	1.6L (+0)	0:34.51	400-200 (0:11.20)	(0:10.10)	(0:11.60)	(0:11.35)	(0:11.63)	(0:11.57)	(0:11.20)	(0:11.74)	
5	2	Nottingham Prince	1:19.34	0:27.74	66.0 (400-200)	1:19.34	1:09.42 [3]	0:57.59 [4]	0:45.68 [5]	0:34.34 [5]	0:22.80 [5]	0:11.75 [5]	
	(3)	Sean Cormack	2.5L (+0)	0:34.34	400-200 (0:11.05)	(0:09.92)	(0:11.83)	(0:11.91)	(0:11.34)	(0:11.54)	(0:11.05)	(0:11.75)	
6	3	Exodas	1:19.39	0:27.98	65.8 (400-200)	1:19.39	1:09.27 [5]	0:57.38 [7]	0:45.50 [7]	0:34.19 [6]	0:22.63 [6]	0:11.47 [6]	
	(2)	Aidan Holt	2.8L (-5)	0:34.19	400-200 (0:11.16)	(0:10.12)	(0:11.89)	(0:11.88)	(0:11.31)	(0:11.56)	(0:11.16)	(0:11.47)	
7	5	Madam Nazar	1:20.18	0:28.53	65.4 (400-200)	1:20.18	1:09.58 [9]	0:57.55 [9]	0:45.90 [9]	0:34.74 [9]	0:23.33 [7]	0:12.00 [7]	
	(6)	Chelsea Jokic	7.5L (-4)	0:34.75	800-600 (0:11.16)	(0:10.60)	(0:12.03)	(0:11.65)	(0:11.16)	(0:11.41)	(0:11.34)	(0:12.00)	
8	8	Properleigh	1:20.86	0:27.94	65.9 (400-200)	1:20.86	1:10.73 [6]	0:58.97 [6]	0:46.98 [6]	0:35.53 [8]	0:23.71 [9]	0:12.26 [8]	
	(9)	Olivia Kendal	11.5L (+7)	0:35.52	400-200 (0:11.44)	(0:10.13)	(0:11.76)	(0:11.99)	(0:11.46)	(0:11.82)	(0:11.44)	(0:12.26)	
9	9	Valadore	1:21.12	0:28.06	65.6 (800-600)	1:21.12	1:10.86 [8]	0:59.01 [8]	0:47.18 [8]	0:35.90 [7]	0:24.15 [8]	0:12.47 [9]	
	(7)	Wanderson D'Avila	13.0L (+5)	0:35.90	800-600 (0:11.28)	(0:10.26)	(0:11.85)	(0:11.83)	(0:11.28)	(0:11.75)	(0:11.68)	(0:12.47)	

Report Created: Sun 31 May 2026

(Note: Races are conducted over an approximate distance as close as possible to the advertised distance, and recorded data may vary accordingly. Official times refer to race times only and do not include handicap times.)

[] Position in running at each section and finish TAB# Saddle cloth number
 -:-:- No data available at this section BAR# Barrier/Gate Position
 NA No data available DNF Did not finish
 DNT Did not track DT-W Distance travelled compared to winner in metres

Fastest split
 Fastest section

Horse/Jockey Name	Toranaga/Tahlia Fenlon
Finish Rank	1
Fastest Section Time (Section)	0:11.03 (400-200)
Top Speed [km/h] (Section)	66.3 (400-200)
Race State	Finished



Townsville QLD --Professional-2026-05-31

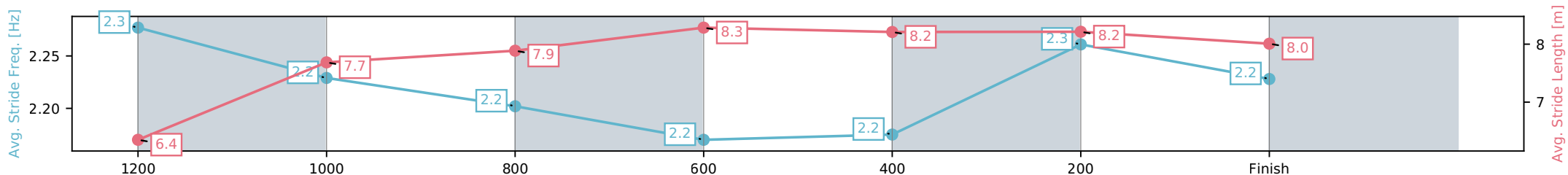
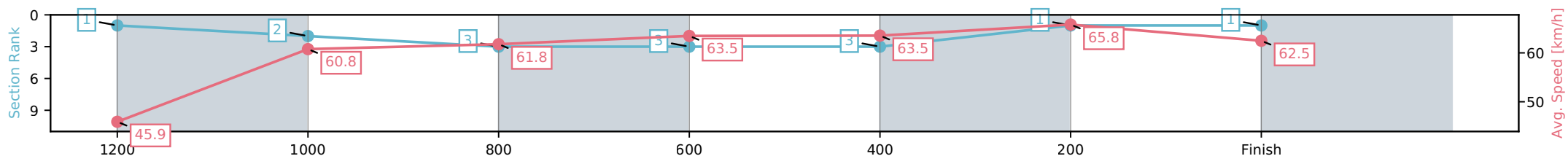
Race 1: GREAT NORTHERN BREWING CO QTIS Three-Year-Old Handicap - 1300m

31 May 2026 - 12:05PM

Track Rating: Good 4, Weather: Fine, Rail Position: +5m 1000m-W/Post, +4m Remainder



Section	L1300	L1200	L1000	L800	L600	L400	L200
Section Times	1:18.91 (0:09.80)	1:09.12 [1] (0:11.86)	0:57.25 [2] (0:11.74)	0:45.51 [3] (0:11.40)	0:34.11 [3] (0:11.48)	0:22.63 [3] (0:11.03)	0:11.60 [1] (0:11.60)
Average Speed [km/h]	45.9	60.8	61.8	63.5	63.5	65.8	62.5
Top Speed [km/h]	60.7	61.2	63.2	64.6	64.7	66.3	64.9
Avg. Dist. to Rail [m]	12.3	1.7	1.3	1.3	2.8	4.4	5.3
Avg. Stride Freq. [Hz]	2.3	2.2	2.2	2.2	2.2	2.3	2.2
Avg. Stride Length [m]	6.4	7.7	7.9	8.3	8.2	8.2	8.0



- [] Ranking at each section and finish
- :-:- No data available at this section
- NA No data available

Horse/Jockey Name	Mister Doobee/Ivo Fry
Finish Rank	2
Fastest Section Time (Section)	0:11.15 (400-200)
Top Speed [km/h] (Section)	66.2 (200-0)
Race State	Finished



Townsville QLD --Professional-2026-05-31

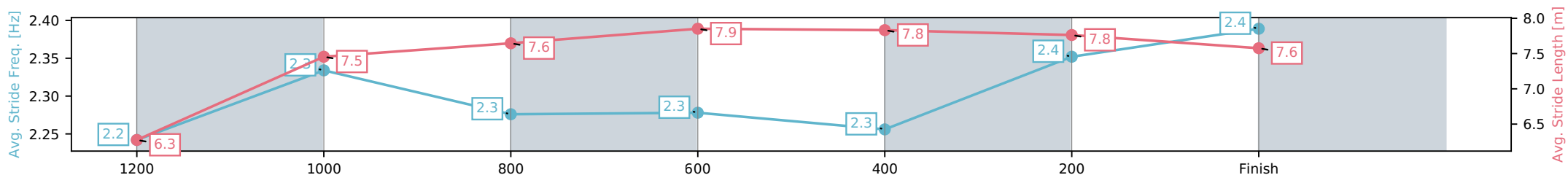
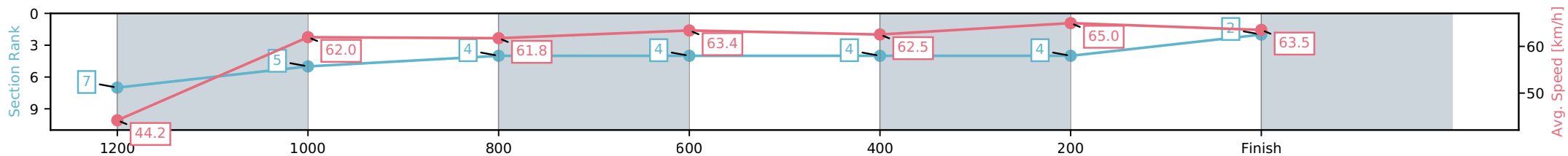
Race 1: GREAT NORTHERN BREWING CO QTIS Three-Year-Old Handicap - 1300m

31 May 2026 - 12:05PM

Track Rating: Good 4, Weather: Fine, Rail Position: +5m 1000m-W/Post, +4m Remainder



Section	L1300	L1200	L1000	L800	L600	L400	L200
Section Times	1:19.00 (0:10.21)	1:08.79 [7] (0:11.62)	0:57.17 [5] (0:11.65)	0:45.52 [4] (0:11.38)	0:34.14 [4] (0:11.58)	0:22.57 [4] (0:11.15)	0:11.42 [4] (0:11.42)
Average Speed [km/h]	44.2	62.0	61.8	63.4	62.5	65.0	63.5
Top Speed [km/h]	59.6	63.5	62.6	63.7	63.7	66.0	66.2
Avg. Dist. to Rail [m]	7.1	0.3	0.6	0.3	1.4	4.0	7.4
Avg. Stride Freq. [Hz]	2.2	2.3	2.3	2.3	2.3	2.4	2.4
Avg. Stride Length [m]	6.3	7.5	7.6	7.9	7.8	7.8	7.6



[] Ranking at each section and finish
 -:-:- No data available at this section
 NA No data available

Horse/Jockey Name	Betterlucknexttime/Ryan Wiggins
Finish Rank	3
Fastest Section Time (Section)	0:11.26 (400-200)
Top Speed [km/h] (Section)	65.6 (800-600)
Race State	Finished



Townsville QLD --Professional-2026-05-31

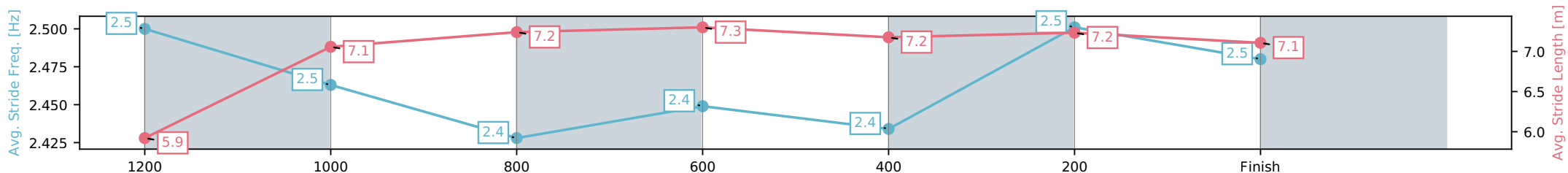
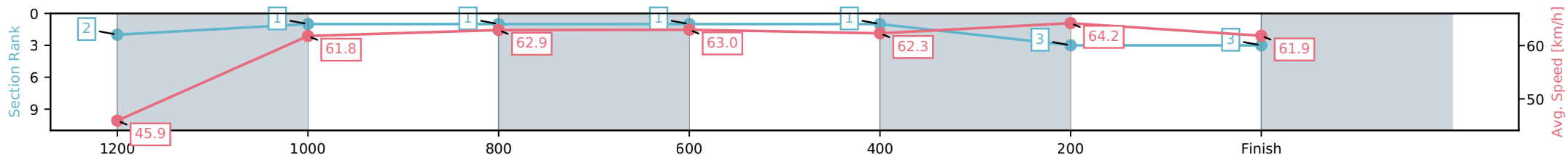
Race 1: GREAT NORTHERN BREWING CO QTIS Three-Year-Old Handicap - 1300m

31 May 2026 - 12:05PM

Track Rating: Good 4, Weather: Fine, Rail Position: +5m 1000m-W/Post, +4m Remainder



Section	L1300	L1200	L1000	L800	L600	L400	L200
Section Times	1:19.16 (0:09.84)	1:09.32 [2] (0:11.65)	0:57.66 [1] (0:11.44)	0:46.22 [1] (0:11.56)	0:34.66 [1] (0:11.73)	0:22.93 [1] (0:11.26)	0:11.66 [3] (0:11.66)
Average Speed [km/h]	45.9	61.8	62.9	63.0	62.3	64.2	61.9
Top Speed [km/h]	60.4	63.5	65.4	65.6	63.6	65.1	64.0
Avg. Dist. to Rail [m]	9.4	0.4	0.6	2.5	3.0	2.2	2.5
Avg. Stride Freq. [Hz]	2.5	2.5	2.4	2.4	2.4	2.5	2.5
Avg. Stride Length [m]	5.9	7.1	7.2	7.3	7.2	7.2	7.1



- [] Ranking at each section and finish
- :-:- No data available at this section
- NA No data available

Horse/Jockey Name	Chance/Lacey Morrison
Finish Rank	4
Fastest Section Time (Section)	0:11.20 (400-200)
Top Speed [km/h] (Section)	65.5 (400-200)
Race State	Finished



Townsville QLD --Professional-2026-05-31

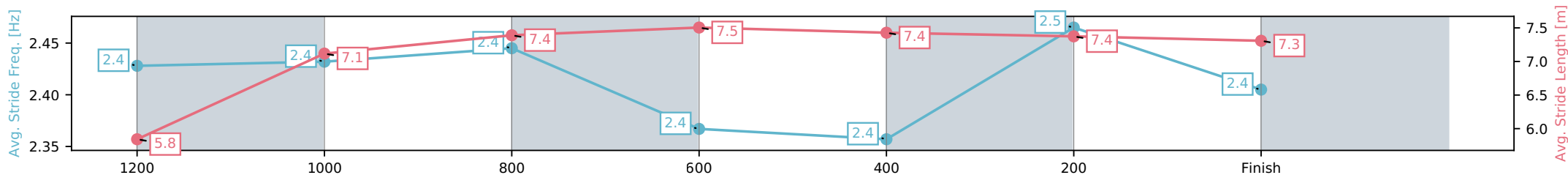
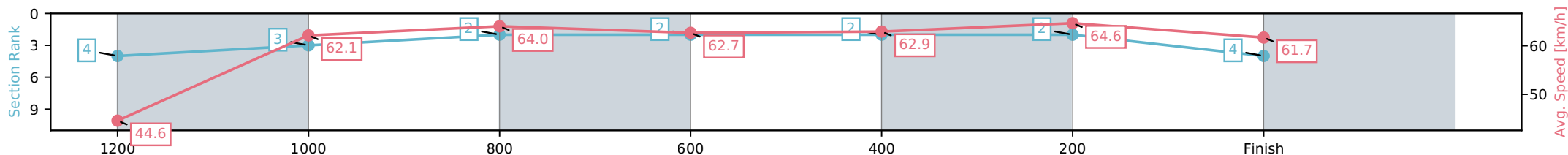
Race 1: GREAT NORTHERN BREWING CO QTIS Three-Year-Old Handicap - 1300m

31 May 2026 - 12:05PM

Track Rating: Good 4, Weather: Fine, Rail Position: +5m 1000m-W/Post, +4m Remainder



Section	L1300	L1200	L1000	L800	L600	L400	L200
Section Times	1:19.19 (0:10.10)	1:09.09 [4] (0:11.60)	0:57.49 [3] (0:11.35)	0:46.14 [2] (0:11.63)	0:34.51 [2] (0:11.57)	0:22.94 [2] (0:11.20)	0:11.74 [2] (0:11.74)
Average Speed [km/h]	44.6	62.1	64.0	62.7	62.9	64.6	61.7
Top Speed [km/h]	58.6	64.4	65.2	63.7	64.7	65.5	64.1
Avg. Dist. to Rail [m]	9.3	1.4	1.9	2.6	2.2	3.0	3.7
Avg. Stride Freq. [Hz]	2.4	2.4	2.4	2.4	2.4	2.5	2.4
Avg. Stride Length [m]	5.8	7.1	7.4	7.5	7.4	7.4	7.3



- [] Ranking at each section and finish
- :-:- No data available at this section
- NA No data available

Horse/Jockey Name	Nottingham Prince/Sean Cormack
Finish Rank	5
Fastest Section Time (Section)	0:11.05 (400-200)
Top Speed [km/h] (Section)	66.0 (400-200)
Race State	Finished



Townsville QLD --Professional-2026-05-31

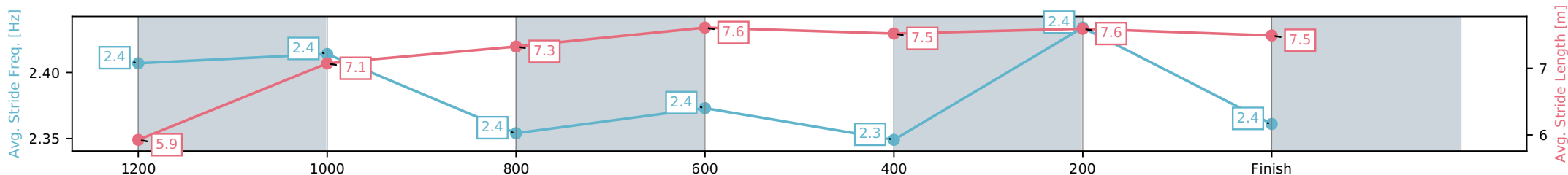
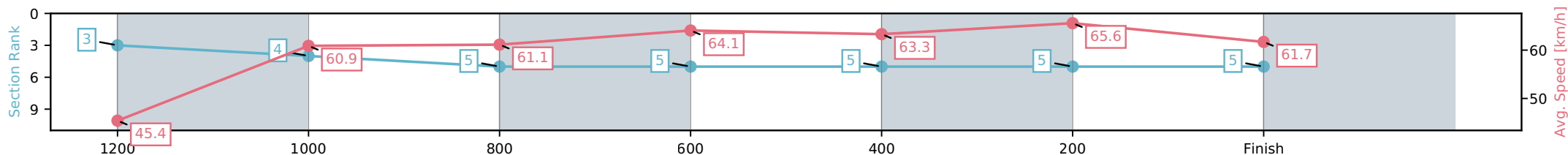
Race 1: GREAT NORTHERN BREWING CO QTIS Three-Year-Old Handicap - 1300m

31 May 2026 - 12:05PM

Track Rating: Good 4, Weather: Fine, Rail Position: +5m 1000m-W/Post, +4m Remainder



Section	L1300	L1200	L1000	L800	L600	L400	L200
Section Times	1:19.34 (0:09.92)	1:09.42 [3] (0:11.83)	0:57.59 [4] (0:11.91)	0:45.68 [5] (0:11.34)	0:34.34 [5] (0:11.54)	0:22.80 [5] (0:11.05)	0:11.75 [5] (0:11.75)
Average Speed [km/h]	45.4	60.9	61.1	64.1	63.3	65.6	61.7
Top Speed [km/h]	57.9	62.5	62.7	64.7	64.9	66.0	65.4
Avg. Dist. to Rail [m]	8.3	1.6	2.0	2.1	2.8	5.7	8.4
Avg. Stride Freq. [Hz]	2.4	2.4	2.4	2.4	2.3	2.4	2.4
Avg. Stride Length [m]	5.9	7.1	7.3	7.6	7.5	7.6	7.5



- [] Ranking at each section and finish
- :-:- No data available at this section
- NA No data available

Horse/Jockey Name	Exodas/Aidan Holt
Finish Rank	6
Fastest Section Time (Section)	0:11.16 (400-200)
Top Speed [km/h] (Section)	65.8 (400-200)
Race State	Finished



Townsville QLD --Professional-2026-05-31

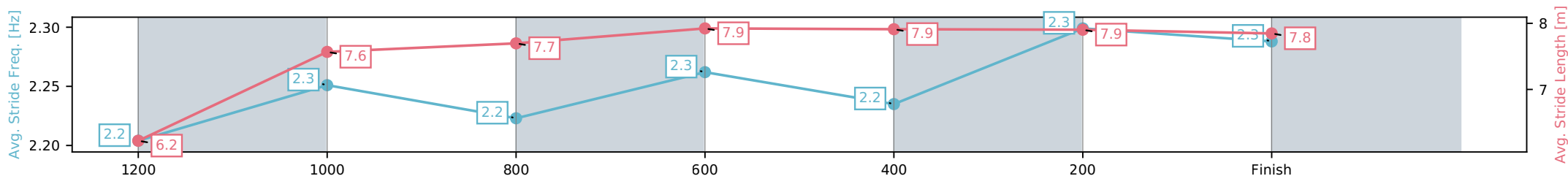
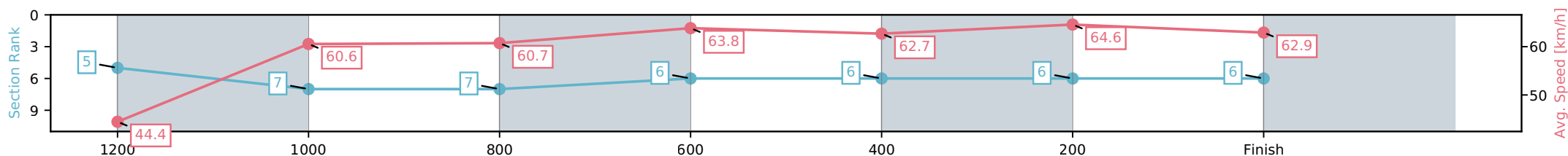
Race 1: GREAT NORTHERN BREWING CO QTIS Three-Year-Old Handicap - 1300m

31 May 2026 - 12:05PM

Track Rating: Good 4, Weather: Fine, Rail Position: +5m 1000m-W/Post, +4m Remainder



Section	L1300	L1200	L1000	L800	L600	L400	L200
Section Times	1:19.39 (0:10.12)	1:09.27 [5] (0:11.89)	0:57.38 [7] (0:11.88)	0:45.50 [7] (0:11.31)	0:34.19 [6] (0:11.56)	0:22.63 [6] (0:11.16)	0:11.47 [6] (0:11.47)
Average Speed [km/h]	44.4	60.6	60.7	63.8	62.7	64.6	62.9
Top Speed [km/h]	57.5	62.5	61.6	64.4	63.9	65.8	64.7
Avg. Dist. to Rail [m]	6.7	0.4	0.6	0.8	1.3	1.0	0.8
Avg. Stride Freq. [Hz]	2.2	2.3	2.2	2.3	2.2	2.3	2.3
Avg. Stride Length [m]	6.2	7.6	7.7	7.9	7.9	7.9	7.8



- [] Ranking at each section and finish
- :-:- No data available at this section
- NA No data available

Horse/Jockey Name	Madam Nazar/Chelsea Jokin
Finish Rank	7
Fastest Section Time (Section)	0:11.16 (800-600)
Top Speed [km/h] (Section)	65.4 (400-200)
Race State	Finished



Townsville QLD --Professional-2026-05-31

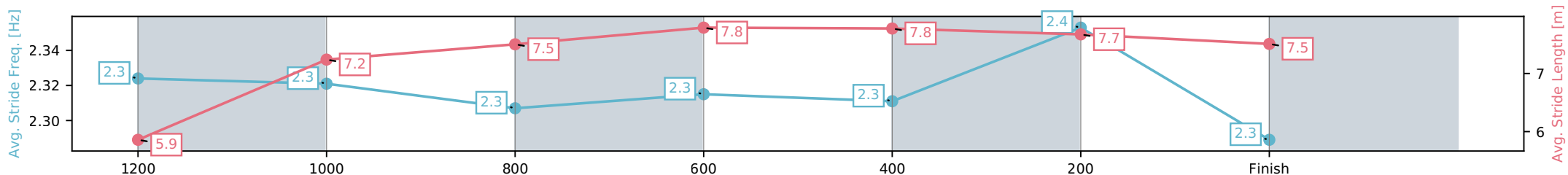
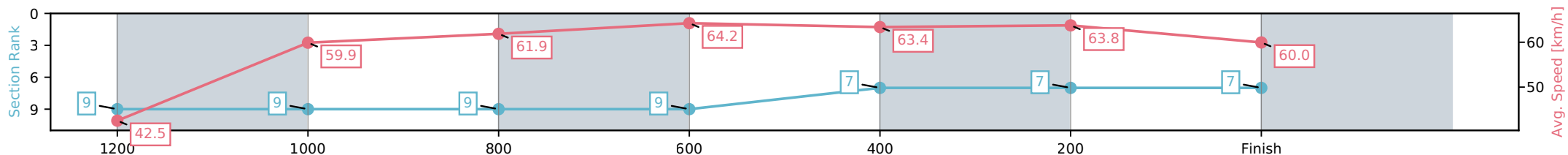
Race 1: GREAT NORTHERN BREWING CO QTIS Three-Year-Old Handicap - 1300m

31 May 2026 - 12:05PM

Track Rating: Good 4, Weather: Fine, Rail Position: +5m 1000m-W/Post, +4m Remainder



Section	L1300	L1200	L1000	L800	L600	L400	L200
Section Times	1:20.18 (0:10.60)	1:09.58 [9] (0:12.03)	0:57.55 [9] (0:11.65)	0:45.90 [9] (0:11.16)	0:34.74 [9] (0:11.41)	0:23.33 [7] (0:11.34)	0:12.00 [7] (0:12.00)
Average Speed [km/h]	42.5	59.9	61.9	64.2	63.4	63.8	60.0
Top Speed [km/h]	59.2	61.9	63.2	65.1	64.8	65.4	62.7
Avg. Dist. to Rail [m]	10.7	3.0	0.3	0.8	0.5	3.5	4.6
Avg. Stride Freq. [Hz]	2.3	2.3	2.3	2.3	2.3	2.4	2.3
Avg. Stride Length [m]	5.9	7.2	7.5	7.8	7.8	7.7	7.5



- [] Ranking at each section and finish
- :-:- No data available at this section
- NA No data available

Horse/Jockey Name	Properleigh/Olivia Kendal
Finish Rank	8
Fastest Section Time (Section)	0:11.44 (400-200)
Top Speed [km/h] (Section)	65.9 (400-200)
Race State	Finished



Townsville QLD --Professional-2026-05-31

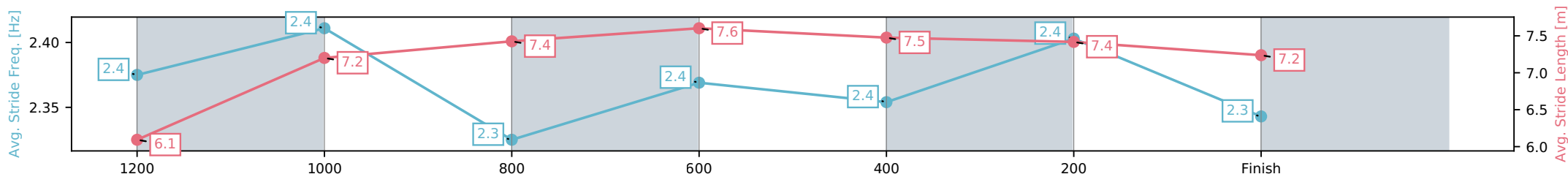
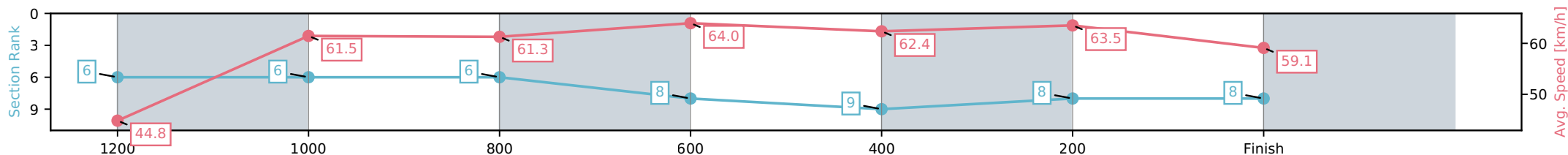
Race 1: GREAT NORTHERN BREWING CO QTIS Three-Year-Old Handicap - 1300m

31 May 2026 - 12:05PM

Track Rating: Good 4, Weather: Fine, Rail Position: +5m 1000m-W/Post, +4m Remainder



Section	L1300	L1200	L1000	L800	L600	L400	L200
Section Times	1:20.86 (0:10.13)	1:10.73 [6] (0:11.76)	0:58.97 [6] (0:11.99)	0:46.98 [6] (0:11.46)	0:35.53 [8] (0:11.82)	0:23.71 [9] (0:11.44)	0:12.26 [8] (0:12.26)
Average Speed [km/h]	44.8	61.5	61.3	64.0	62.4	63.5	59.1
Top Speed [km/h]	60.9	62.4	62.6	65.6	63.5	65.9	62.8
Avg. Dist. to Rail [m]	14.3	4.9	3.8	3.9	4.9	6.4	7.3
Avg. Stride Freq. [Hz]	2.4	2.4	2.3	2.4	2.4	2.4	2.3
Avg. Stride Length [m]	6.1	7.2	7.4	7.6	7.5	7.4	7.2



- [] Ranking at each section and finish
- :-:- No data available at this section
- NA No data available

Horse/Jockey Name	Valadore/Wanderson D'Avila
Finish Rank	9
Fastest Section Time (Section)	0:11.28 (800-600)
Top Speed [km/h] (Section)	65.6 (800-600)
Race State	Finished



Townsville QLD --Professional-2026-05-31

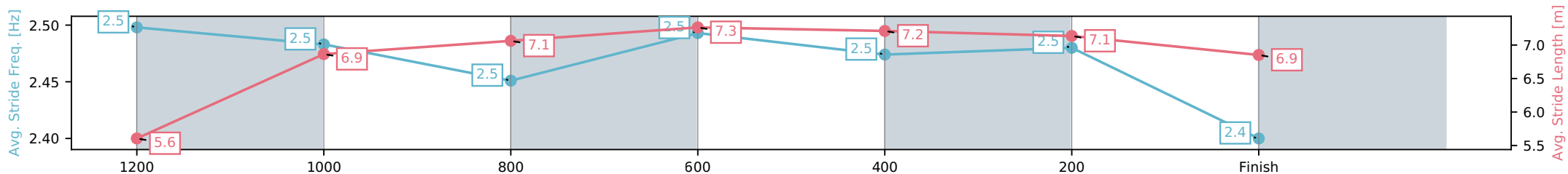
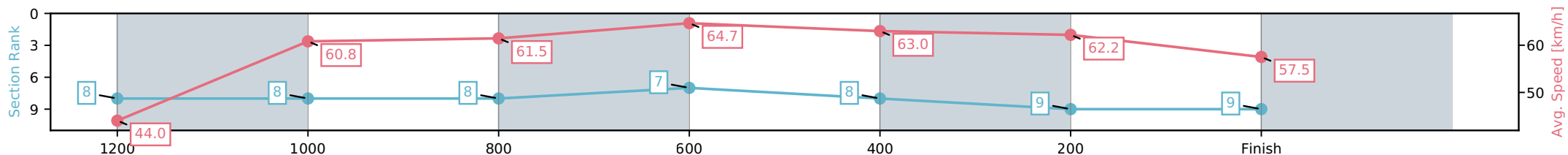
Race 1: GREAT NORTHERN BREWING CO QTIS Three-Year-Old Handicap - 1300m

31 May 2026 - 12:05PM

Track Rating: Good 4, Weather: Fine, Rail Position: +5m 1000m-W/Post, +4m Remainder



Section	L1300	L1200	L1000	L800	L600	L400	L200
Section Times	1:21.12 (0:10.26)	1:10.86 [8] (0:11.85)	0:59.01 [8] (0:11.83)	0:47.18 [8] (0:11.28)	0:35.90 [7] (0:11.75)	0:24.15 [8] (0:11.68)	0:12.47 [9] (0:12.47)
Average Speed [km/h]	44.0	60.8	61.5	64.7	63.0	62.2	57.5
Top Speed [km/h]	59.0	62.8	62.6	65.6	64.8	63.8	59.7
Avg. Dist. to Rail [m]	11.0	2.4	1.8	3.2	5.5	4.7	3.7
Avg. Stride Freq. [Hz]	2.5	2.5	2.5	2.5	2.5	2.5	2.4
Avg. Stride Length [m]	5.6	6.9	7.1	7.3	7.2	7.1	6.9



- [] Ranking at each section and finish
- :-:- No data available at this section
- NA No data available

Horse/Jockey Name	Fighting Edge/Chelsea Joki
Finish Rank	1
Fastest Section Time (Section)	0:11.34 (400-200)
Top Speed [km/h] (Section)	64.4 (400-200)
Race State	Finished



Townsville QLD --Professional-2026-05-31

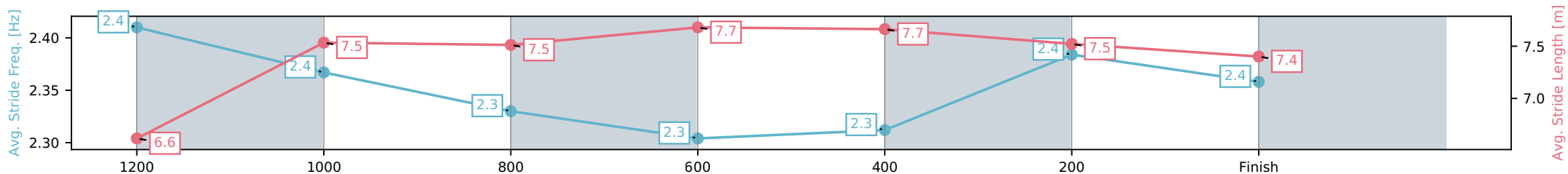
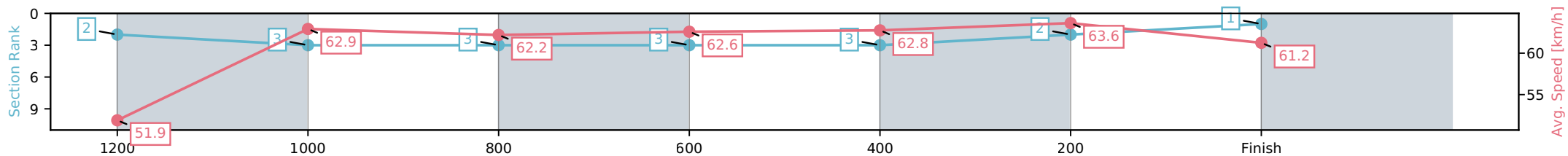
Race 2: LADBROKES SAME RACE MULTI Maiden Handicap
(QTIS bonuses applicable 2&3YO Only) - 1400m

31 May 2026 - 12:42PM

Track Rating: Good 4, Weather: Fine, Rail Position: +5m 1000m-W/Post,
+4m Remainder



Section	L1400	L1200	L1000	L800	L600	L400	L200
Section Times	1:23.84 (0:14.73)	1:09.11 [2] (0:11.43)	0:57.68 [3] (0:11.57)	0:46.11 [3] (0:11.46)	0:34.65 [3] (0:11.47)	0:23.17 [3] (0:11.34)	0:11.84 [2] (0:11.84)
Average Speed [km/h]	51.9	62.9	62.2	62.6	62.8	63.6	61.2
Top Speed [km/h]	63.2	63.9	63.6	63.7	63.4	64.4	63.3
Avg. Dist. to Rail [m]	5.1	0.7	0.3	0.9	0.6	2.1	3.4
Avg. Stride Freq. [Hz]	2.4	2.4	2.3	2.3	2.3	2.4	2.4
Avg. Stride Length [m]	6.6	7.5	7.5	7.7	7.7	7.5	7.4



- [] Ranking at each section and finish
- :-:- No data available at this section
- NA No data available

Horse/Jockey Name	Say It Loud/Ryan Wiggins
Finish Rank	2
Fastest Section Time (Section)	0:11.20 (1200-1000)
Top Speed [km/h] (Section)	65.2 (1200-1000)
Race State	Finished



Townsville QLD --Professional-2026-05-31

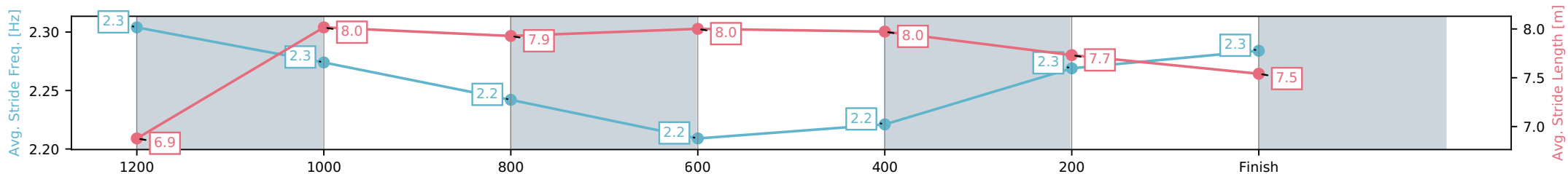
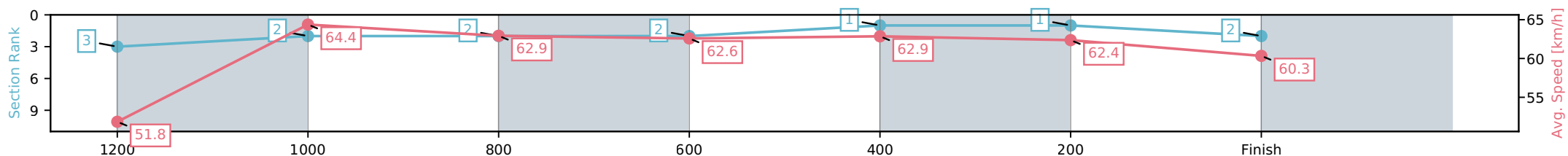
Race 2: LADBROKES SAME RACE MULTI Maiden Handicap
(QTIS bonuses applicable 2&3YO Only) - 1400m

31 May 2026 - 12:42PM

Track Rating: Good 4, Weather: Fine, Rail Position: +5m 1000m-W/Post,
+4m Remainder



Section	L1400	L1200	L1000	L800	L600	L400	L200
Section Times	1:24.02 (0:14.78)	1:09.24 [3] (0:11.20)	0:58.04 [2] (0:11.46)	0:46.57 [2] (0:11.48)	0:35.09 [2] (0:11.47)	0:23.62 [1] (0:11.60)	0:12.02 [1] (0:12.02)
Average Speed [km/h]	51.8	64.4	62.9	62.6	62.9	62.4	60.3
Top Speed [km/h]	65.0	65.2	63.7	63.1	63.5	63.0	62.4
Avg. Dist. to Rail [m]	4.6	1.6	0.5	0.4	0.6	2.6	3.4
Avg. Stride Freq. [Hz]	2.3	2.3	2.2	2.2	2.2	2.3	2.3
Avg. Stride Length [m]	6.9	8.0	7.9	8.0	8.0	7.7	7.5



- [] Ranking at each section and finish
- :-:- No data available at this section
- NA No data available

Horse/Jockey Name	Small Town Hussler/Fiona Sandkuhl
Finish Rank	3
Fastest Section Time (Section)	0:11.35 (800-600)
Top Speed [km/h] (Section)	64.1 (800-600)
Race State	Finished



Townsville QLD --Professional-2026-05-31

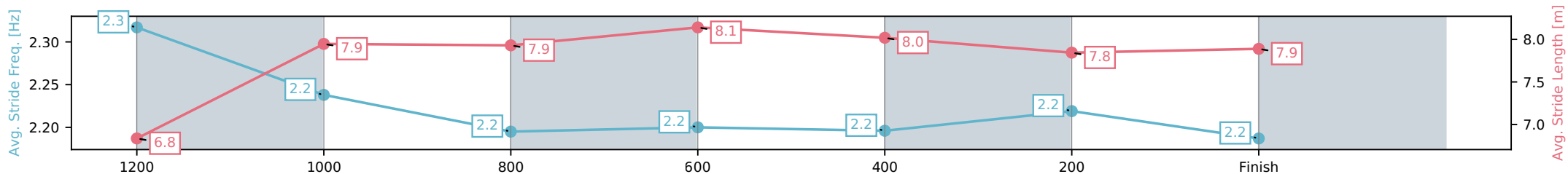
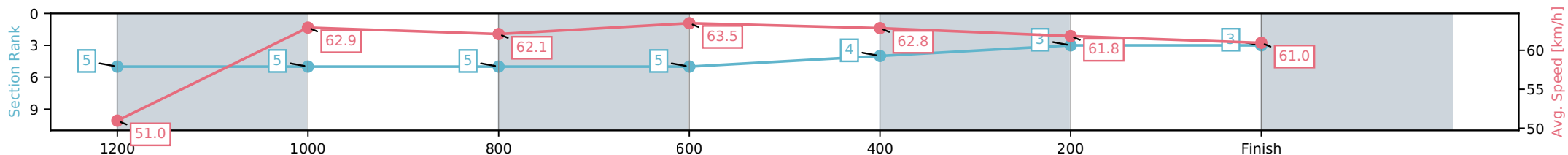
Race 2: LADBROKES SAME RACE MULTI Maiden Handicap
(QTIS bonuses applicable 2&3YO Only) - 1400m

31 May 2026 - 12:42PM

Track Rating: Good 4, Weather: Fine, Rail Position: +5m 1000m-W/Post,
+4m Remainder



Section	L1400	L1200	L1000	L800	L600	L400	L200
Section Times	1:24.36 (0:14.95)	1:09.41 [5] (0:11.45)	0:57.97 [5] (0:11.62)	0:46.35 [5] (0:11.35)	0:35.00 [5] (0:11.51)	0:23.48 [4] (0:11.67)	0:11.81 [3] (0:11.81)
Average Speed [km/h]	51.0	62.9	62.1	63.5	62.8	61.8	61.0
Top Speed [km/h]	62.0	63.8	63.8	64.1	63.7	62.8	63.0
Avg. Dist. to Rail [m]	2.0	0.5	0.6	0.2	1.0	3.3	5.3
Avg. Stride Freq. [Hz]	2.3	2.2	2.2	2.2	2.2	2.2	2.2
Avg. Stride Length [m]	6.8	7.9	7.9	8.1	8.0	7.8	7.9



- [] Ranking at each section and finish
- :-:- No data available at this section
- NA No data available

Horse/Jockey Name	Streamelot/Lacey Morrison
Finish Rank	4
Fastest Section Time (Section)	0:11.30 (800-600)
Top Speed [km/h] (Section)	64.4 (800-600)
Race State	Finished



Townsville QLD --Professional-2026-05-31

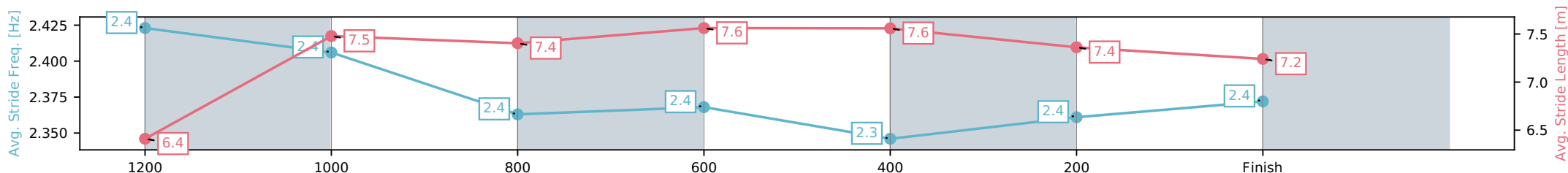
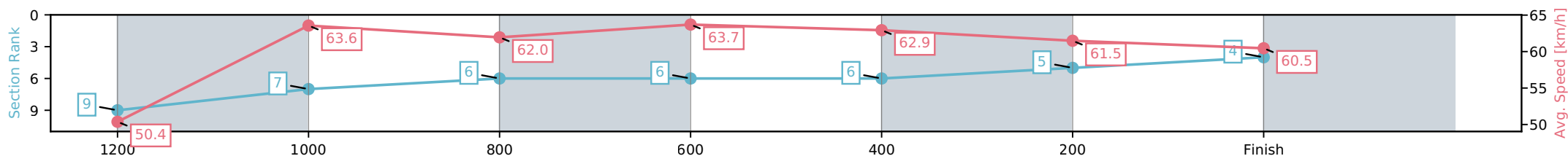
Race 2: LADBROKES SAME RACE MULTI Maiden Handicap
(QTIS bonuses applicable 2&3YO Only) - 1400m

31 May 2026 - 12:42PM

Track Rating: Good 4, Weather: Fine, Rail Position: +5m 1000m-W/Post,
+4m Remainder



Section	L1400	L1200	L1000	L800	L600	L400	L200
Section Times	1:24.71 (0:15.19)	1:09.52 [9] (0:11.32)	0:58.19 [7] (0:11.67)	0:46.52 [6] (0:11.30)	0:35.22 [6] (0:11.49)	0:23.74 [6] (0:11.75)	0:11.98 [5] (0:11.98)
Average Speed [km/h]	50.4	63.6	62.0	63.7	62.9	61.5	60.5
Top Speed [km/h]	63.6	64.2	63.1	64.4	64.0	62.6	62.1
Avg. Dist. to Rail [m]	3.1	0.9	0.8	0.2	0.9	1.9	2.2
Avg. Stride Freq. [Hz]	2.4	2.4	2.4	2.4	2.3	2.4	2.4
Avg. Stride Length [m]	6.4	7.5	7.4	7.6	7.6	7.4	7.2



- [] Ranking at each section and finish
- :-:- No data available at this section
- NA No data available

Horse/Jockey Name	Volare/Nathan Thomas
Finish Rank	5
Fastest Section Time (Section)	0:11.40 (800-600)
Top Speed [km/h] (Section)	64.4 (800-600)
Race State	Finished



Townsville QLD --Professional-2026-05-31

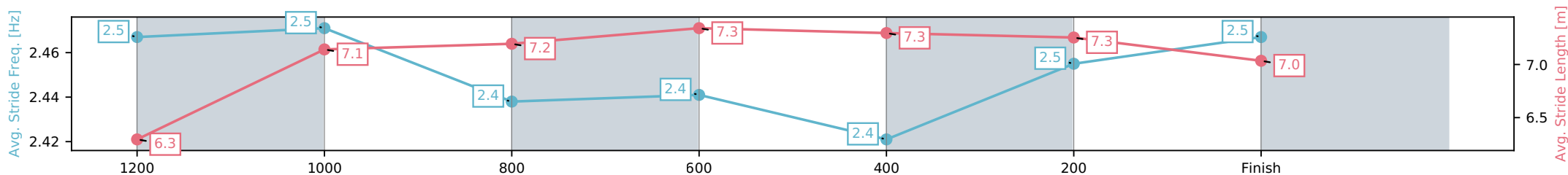
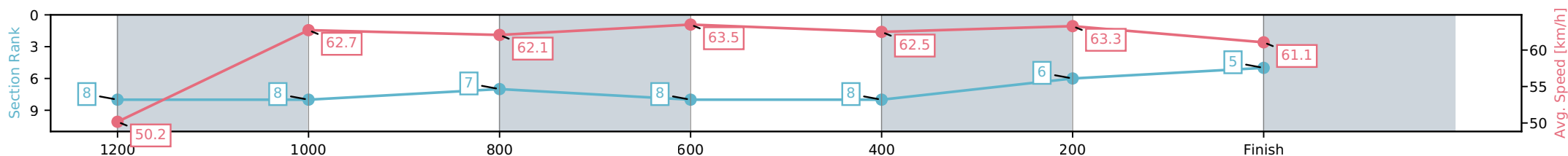
Race 2: LADBROKES SAME RACE MULTI Maiden Handicap
(QTIS bonuses applicable 2&3YO Only) - 1400m

31 May 2026 - 12:42PM

Track Rating: Good 4, Weather: Fine, Rail Position: +5m 1000m-W/Post,
+4m Remainder



Section	L1400	L1200	L1000	L800	L600	L400	L200
Section Times	1:24.73 (0:15.18)	1:09.55 [8] (0:11.47)	0:58.08 [8] (0:11.65)	0:46.42 [7] (0:11.40)	0:35.02 [8] (0:11.64)	0:23.38 [8] (0:11.47)	0:11.90 [6] (0:11.90)
Average Speed [km/h]	50.2	62.7	62.1	63.5	62.5	63.3	61.1
Top Speed [km/h]	61.4	63.4	63.0	64.4	63.8	64.0	62.8
Avg. Dist. to Rail [m]	5.7	1.2	1.2	1.2	2.2	4.9	6.6
Avg. Stride Freq. [Hz]	2.5	2.5	2.4	2.4	2.4	2.5	2.5
Avg. Stride Length [m]	6.3	7.1	7.2	7.3	7.3	7.3	7.0



- [] Ranking at each section and finish
- :-:- No data available at this section
- NA No data available

Horse/Jockey Name	Okay Zoomer/Ivo Fry
Finish Rank	6
Fastest Section Time (Section)	0:11.37 (800-600)
Top Speed [km/h] (Section)	65.3 (800-600)
Race State	Finished



Townsville QLD --Professional-2026-05-31

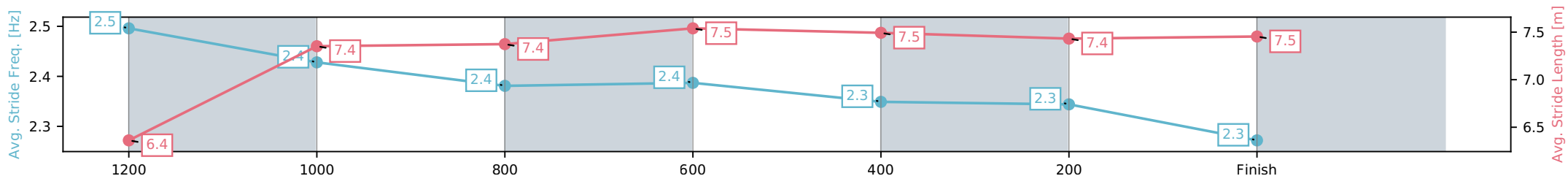
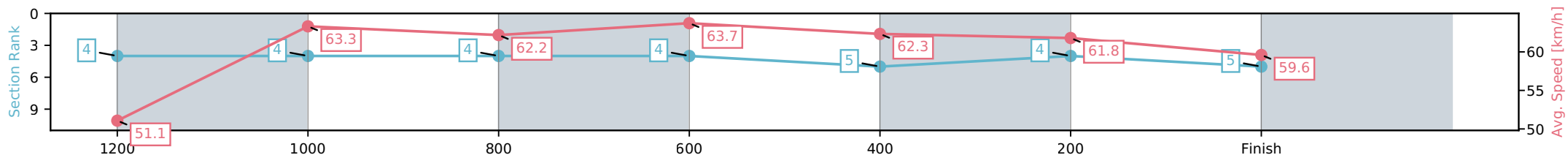
Race 2: LADBROKES SAME RACE MULTI Maiden Handicap (QTIS bonuses applicable 2&3YO Only) - 1400m

31 May 2026 - 12:42PM

Track Rating: Good 4, Weather: Fine, Rail Position: +5m 1000m-W/Post, +4m Remainder



Section	L1400	L1200	L1000	L800	L600	L400	L200
Section Times	1:24.73 (0:14.92)	1:09.81 [4] (0:11.38)	0:58.43 [4] (0:11.66)	0:46.77 [4] (0:11.37)	0:35.40 [4] (0:11.63)	0:23.77 [5] (0:11.71)	0:12.06 [4] (0:12.06)
Average Speed [km/h]	51.1	63.3	62.2	63.7	62.3	61.8	59.6
Top Speed [km/h]	62.8	64.2	63.7	65.3	63.4	62.7	63.0
Avg. Dist. to Rail [m]	4.0	1.3	1.5	1.2	1.7	3.9	6.1
Avg. Stride Freq. [Hz]	2.5	2.4	2.4	2.4	2.3	2.3	2.3
Avg. Stride Length [m]	6.4	7.4	7.4	7.5	7.5	7.4	7.5



- [] Ranking at each section and finish
- :-:- No data available at this section
- NA No data available

Horse/Jockey Name	Royal Edition/Peta Edwards
Finish Rank	7
Fastest Section Time (Section)	0:11.38 (800-600)
Top Speed [km/h] (Section)	64.4 (1400 - 1200)
Race State	Finished



Townsville QLD --Professional-2026-05-31

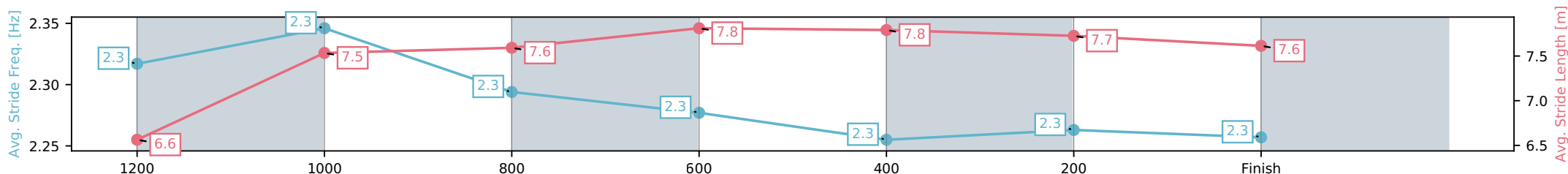
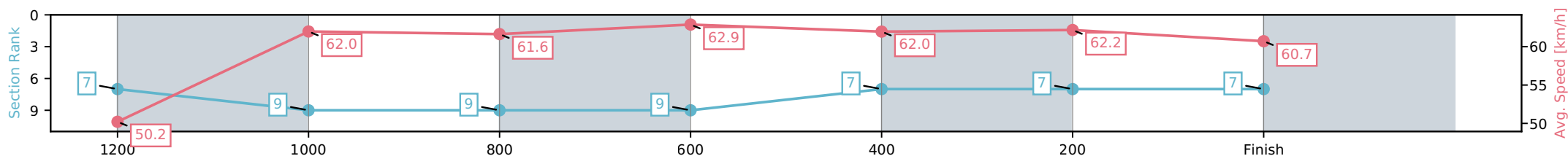
Race 2: LADBROKES SAME RACE MULTI Maiden Handicap (QTIS bonuses applicable 2&3YO Only) - 1400m

31 May 2026 - 12:42PM

Track Rating: Good 4, Weather: Fine, Rail Position: +5m 1000m-W/Post, +4m Remainder



Section	L1400	L1200	L1000	L800	L600	L400	L200
Section Times	1:24.89 (0:15.18)	1:09.71 [7] (0:11.62)	0:58.09 [9] (0:11.55)	0:46.54 [9] (0:11.38)	0:35.16 [9] (0:11.60)	0:23.56 [7] (0:11.61)	0:11.95 [7] (0:11.95)
Average Speed [km/h]	50.2	62.0	61.6	62.9	62.0	62.2	60.7
Top Speed [km/h]	64.4	64.3	62.3	64.2	63.1	63.4	61.6
Avg. Dist. to Rail [m]	1.6	0.3	1.4	1.8	0.8	2.0	3.7
Avg. Stride Freq. [Hz]	2.3	2.3	2.3	2.3	2.3	2.3	2.3
Avg. Stride Length [m]	6.6	7.5	7.6	7.8	7.8	7.7	7.6



- [] Ranking at each section and finish
- :-:- No data available at this section
- NA No data available

Horse/Jockey Name	Instigate/Wanderson D'Avila
Finish Rank	8
Fastest Section Time (Section)	0:11.24 (800-600)
Top Speed [km/h] (Section)	66.2 (800-600)
Race State	Finished



Townsville QLD --Professional-2026-05-31

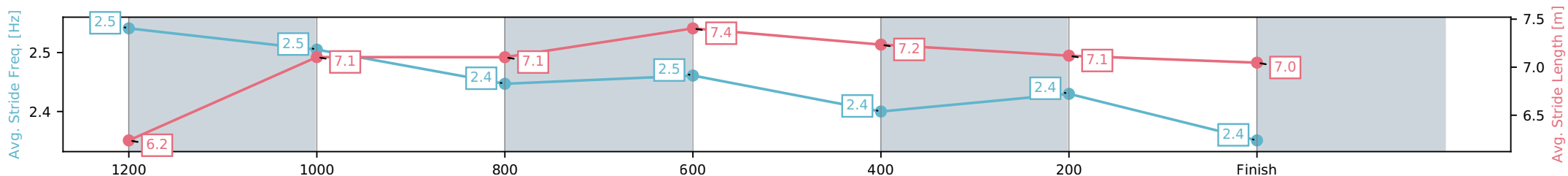
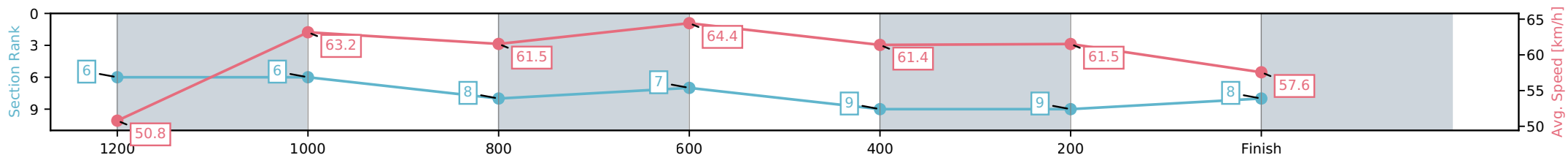
Race 2: LADBROKES SAME RACE MULTI Maiden Handicap (QTIS bonuses applicable 2&3YO Only) - 1400m

31 May 2026 - 12:42PM

Track Rating: Good 4, Weather: Fine, Rail Position: +5m 1000m-W/Post, +4m Remainder



Section	L1400	L1200	L1000	L800	L600	L400	L200
Section Times	1:25.58 (0:15.02)	1:10.56 [6] (0:11.43)	0:59.13 [6] (0:11.87)	0:47.26 [8] (0:11.24)	0:36.02 [7] (0:11.82)	0:24.19 [9] (0:11.71)	0:12.48 [9] (0:12.48)
Average Speed [km/h]	50.8	63.2	61.5	64.4	61.4	61.5	57.6
Top Speed [km/h]	61.7	63.8	64.7	66.2	63.8	62.8	61.5
Avg. Dist. to Rail [m]	5.1	3.2	3.2	1.2	1.5	1.9	4.5
Avg. Stride Freq. [Hz]	2.5	2.5	2.4	2.5	2.4	2.4	2.4
Avg. Stride Length [m]	6.2	7.1	7.1	7.4	7.2	7.1	7.0



- [] Ranking at each section and finish
- :-:- No data available at this section
- NA No data available

Horse/Jockey Name	Onoma/Sean Cormack
Finish Rank	9
Fastest Section Time (Section)	0:10.98 (1200-1000)
Top Speed [km/h] (Section)	66.7 (1200-1000)
Race State	Finished



Townsville QLD --Professional-2026-05-31

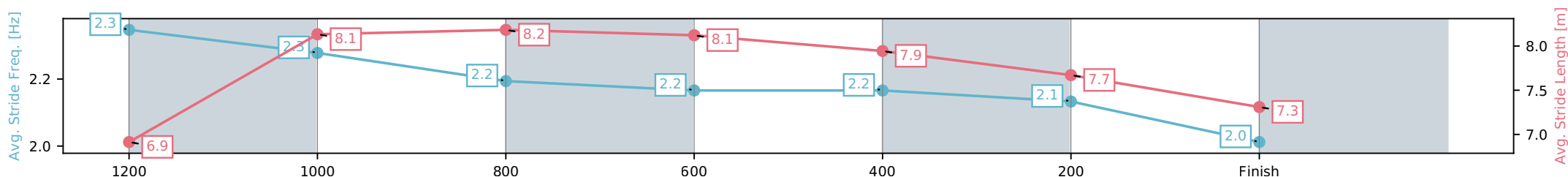
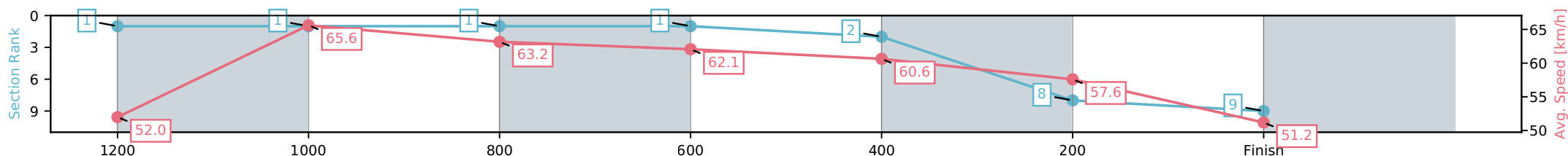
Race 2: LADBROKES SAME RACE MULTI Maiden Handicap (QTIS bonuses applicable 2&3YO Only) - 1400m

31 May 2026 - 12:42PM

Track Rating: Good 4, Weather: Fine, Rail Position: +5m 1000m-W/Post, +4m Remainder



Section	L1400	L1200	L1000	L800	L600	L400	L200
Section Times	1:27.13 (0:14.66)	1:12.47 [1] (0:10.98)	1:01.49 [1] (0:11.35)	0:50.14 [1] (0:11.57)	0:38.57 [1] (0:11.90)	0:26.68 [2] (0:12.55)	0:14.12 [8] (0:14.12)
Average Speed [km/h]	52.0	65.6	63.2	62.1	60.6	57.6	51.2
Top Speed [km/h]	66.0	66.7	64.3	62.4	61.8	59.3	55.9
Avg. Dist. to Rail [m]	7.3	2.9	0.7	0.6	0.5	1.6	1.6
Avg. Stride Freq. [Hz]	2.3	2.3	2.2	2.2	2.2	2.1	2.0
Avg. Stride Length [m]	6.9	8.1	8.2	8.1	7.9	7.7	7.3



- [] Ranking at each section and finish
- :-:- No data available at this section
- NA No data available



Townsville QLD

Race 3: QUALITY FABRICATIONS & WELDING Class 3 Handicap - 1609m

31 May 2026 - 1:22PM

Track Rating: Good 4, Weather: Fine, Rail Position: +5m 1000m-W/Post, +4m Remainder



Field Times (Race Tempo) 1:37.40 (0:15.31) 1:22.09 (0:11.71) 1:10.38 (0:11.78) 0:58.59 (0:11.97) 0:46.62 (0:11.82) 0:34.80 (0:11.54) 0:23.26 (0:11.57) 0:11.70 (0:11.70)

Rank	TAB#	Horse	Overall Time	First 400m	Top Speed km/h (Section)	L1609	L1400	L1200	L1000	L800	L600	L400	L200
	(BAR#)	Jockey	Margin (DT-W)	Last 600m	Fastest Section (Time)	Start - 1400	1400 - 1200	1200 - 1000	1000 - 800	800 - 600	600 - 400	400 - 200	200 - Finish
1	3	Alabama Moonlight	1:37.40	0:27.40	65.3 (400-200)	1:37.40	1:21.16 [7]	1:09.47 [7]	0:57.80 [7]	0:45.98 [7]	0:34.31 [7]	0:22.91 [4]	0:11.59 [3]
	(9)	Lacey Morrison		0:34.31	400-200 (0:11.32)	(0:16.24)	(0:11.69)	(0:11.67)	(0:11.82)	(0:11.67)	(0:11.40)	(0:11.32)	(0:11.59)
2	1	Misterkipchoge	1:37.72	0:27.12	64.1 (400-200)	1:37.72	1:21.77 [4]	1:10.05 [5]	0:58.38 [5]	0:46.51 [4]	0:34.81 [4]	0:23.33 [3]	0:11.95 [2]
	(3)	Adam Sewell	1.9L (-1)	0:34.81	400-200 (0:11.38)	(0:15.95)	(0:11.72)	(0:11.68)	(0:11.86)	(0:11.70)	(0:11.48)	(0:11.38)	(0:11.95)
3	9	Khamis	1:37.81	0:27.80	64.9 (400-200)	1:37.81	1:21.24 [8]	1:09.46 [8]	0:57.80 [8]	0:46.06 [9]	0:34.52 [9]	0:23.07 [8]	0:11.74 [6]
	(5)	Olivia Kendal	2.4L (+2)	0:34.51	400-200 (0:11.32)	(0:16.57)	(0:11.78)	(0:11.66)	(0:11.74)	(0:11.54)	(0:11.45)	(0:11.32)	(0:11.74)
4	4	Eclipsion	1:37.83	0:26.47	65.2 (1609 - 1400)	1:37.83	1:22.52 [1]	1:10.80 [1]	0:59.02 [1]	0:47.05 [1]	0:35.23 [1]	0:23.69 [1]	0:12.13 [1]
	(7)	Ryan Wiggins	2.5L (+2)	0:35.24	600-400 (0:11.54)	(0:15.31)	(0:11.71)	(0:11.78)	(0:11.97)	(0:11.82)	(0:11.54)	(0:11.57)	(0:12.13)
5	5	Divine Diamonds	1:37.86	0:27.22	65.6 (400-200)	1:37.86	1:21.76 [6]	1:10.12 [6]	0:58.35 [6]	0:46.52 [6]	0:34.84 [5]	0:23.35 [7]	0:11.97 [4]
	(6)	Fiona Sandkuhl	2.7L (+8)	0:34.84	400-200 (0:11.38)	(0:16.10)	(0:11.65)	(0:11.76)	(0:11.84)	(0:11.67)	(0:11.49)	(0:11.38)	(0:11.97)
6	2	Ready Tiger	1:37.94	0:26.92	64.7 (400-200)	1:37.94	1:22.12 [3]	1:10.50 [4]	0:58.65 [4]	0:46.72 [5]	0:34.92 [6]	0:23.45 [5]	0:11.97 [5]
	(4)	Nathan Thomas	3.2L (+5)	0:34.92	600-400 (0:11.47)	(0:15.82)	(0:11.61)	(0:11.85)	(0:11.93)	(0:11.80)	(0:11.47)	(0:11.48)	(0:11.97)
7	8	Redlights On	1:38.53	0:26.76	63.5 (600-400)	1:38.53	1:23.03 [2]	1:11.24 [2]	0:59.59 [2]	0:47.57 [2]	0:35.78 [2]	0:24.21 [2]	0:12.43 [7]
	(1)	Masayuki Abe	6.6L (+4)	0:35.77	600-400 (0:11.57)	(0:15.50)	(0:11.79)	(0:11.65)	(0:12.02)	(0:11.80)	(0:11.57)	(0:11.77)	(0:12.43)
8	7	Bubbles'n'froth	1:38.54	0:26.89	63.9 (1400-1200)	1:38.54	1:22.57 [5]	1:11.14 [3]	0:59.52 [3]	0:47.42 [3]	0:35.66 [3]	0:24.05 [6]	0:12.25 [8]
	(8)	Tahlia Fenlon	6.7L (+10)	0:35.67	1400-1200 (0:11.42)	(0:15.97)	(0:11.42)	(0:11.62)	(0:12.10)	(0:11.76)	(0:11.62)	(0:11.80)	(0:12.25)
9	6	Kings Castle	1:39.50	0:28.00	63.8 (600-400)	1:39.50	1:22.64 [9]	1:10.98 [9]	0:59.48 [9]	0:47.78 [8]	0:36.21 [8]	0:24.50 [9]	0:12.62 [9]
	(2)	Chelsea Jokic	12.4L (+7)	0:36.21	1200-1000 (0:11.50)	(0:16.86)	(0:11.66)	(0:11.50)	(0:11.71)	(0:11.56)	(0:11.71)	(0:11.88)	(0:12.62)

Report Created: Sun 31 May 2026

(Note: Races are conducted over an approximate distance as close as possible to the advertised distance, and recorded data may vary accordingly. Official times refer to race times only and do not include handicap times.)

[] Position in running at each section and finish TAB# Saddle cloth number

:-:-- No data available at this section

NA No data available

DNT Did not track

BAR# Barrier/Gate Position

DNF Did not finish

DT-W Distance travelled compared to winner in metres

Fastest split

Fastest section

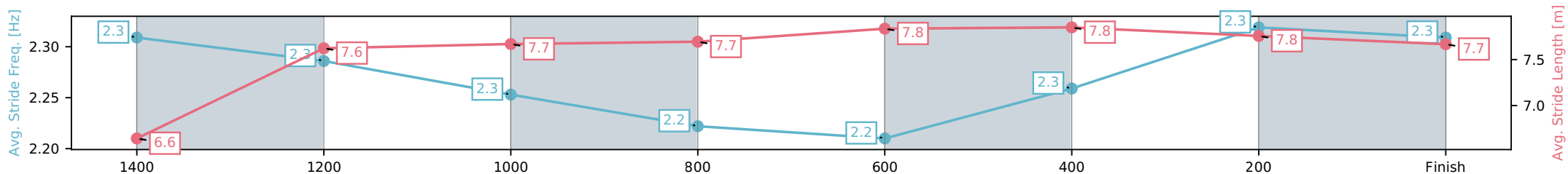
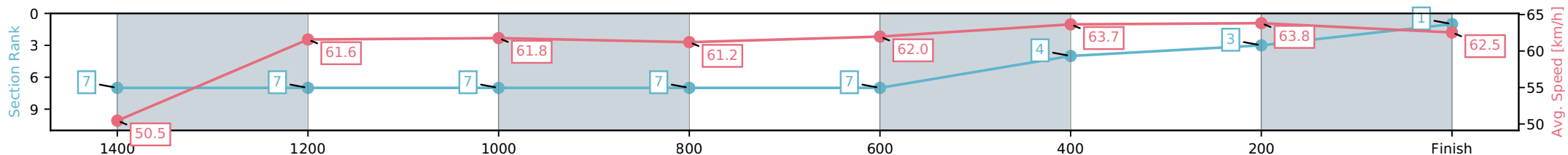
Horse/Jockey Name	Alabama Moonlight/Lacey Morrison
Finish Rank	1
Fastest Section Time (Section)	0:11.32 (400-200)
Top Speed [km/h] (Section)	65.3 (400-200)
Race State	Finished



Townsville QLD --Professional-2026-05-31
 Race 3: QUALITY FABRICATIONS & WELDING Class 3
 Handicap - 1609m
 31 May 2026 - 1:22PM
 Track Rating: Good 4, Weather: Fine, Rail Position: +5m 1000m-W/Post,
 +4m Remainder



Section	L1609	L1400	L1200	L1000	L800	L600	L400	L200
Section Times	1:37.40 (0:16.24)	1:21.16 [7] (0:11.69)	1:09.47 [7] (0:11.67)	0:57.80 [7] (0:11.82)	0:45.98 [7] (0:11.67)	0:34.31 [7] (0:11.40)	0:22.91 [4] (0:11.32)	0:11.59 [3] (0:11.59)
Average Speed [km/h]	50.5	61.6	61.8	61.2	62.0	63.7	63.8	62.5
Top Speed [km/h]	63.2	63.5	63.2	61.9	62.3	65.3	65.3	63.9
Avg. Dist. to Rail [m]	6.7	0.4	0.5	1.0	1.3	1.6	1.6	1.5
Avg. Stride Freq. [Hz]	2.3	2.3	2.3	2.2	2.2	2.3	2.3	2.3
Avg. Stride Length [m]	6.6	7.6	7.7	7.7	7.8	7.8	7.8	7.7



- [] Ranking at each section and finish
- :-:- No data available at this section
- NA No data available

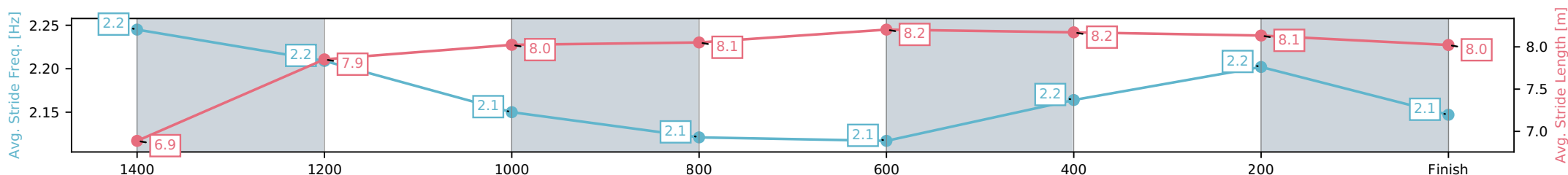
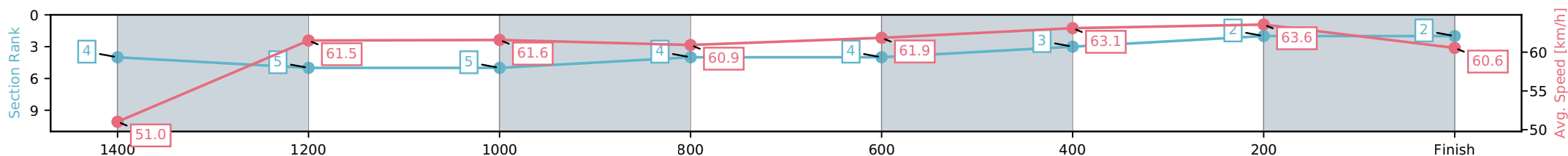
Horse/Jockey Name	Misterkipchoge/Adam Sewell
Finish Rank	2
Fastest Section Time (Section)	0:11.38 (400-200)
Top Speed [km/h] (Section)	64.1 (400-200)
Race State	Finished



Townsville QLD --Professional-2026-05-31
 Race 3: QUALITY FABRICATIONS & WELDING Class 3
 Handicap - 1609m
 31 May 2026 - 1:22PM
 Track Rating: Good 4, Weather: Fine, Rail Position: +5m 1000m-W/Post,
 +4m Remainder



Section	L1609	L1400	L1200	L1000	L800	L600	L400	L200
Section Times	1:37.72 (0:15.95)	1:21.77 [4] (0:11.72)	1:10.05 [5] (0:11.68)	0:58.38 [5] (0:11.86)	0:46.51 [4] (0:11.70)	0:34.81 [4] (0:11.48)	0:23.33 [3] (0:11.38)	0:11.95 [2] (0:11.95)
Average Speed [km/h]	51.0	61.5	61.6	60.9	61.9	63.1	63.6	60.6
Top Speed [km/h]	63.3	62.9	62.8	62.2	62.5	63.7	64.1	62.5
Avg. Dist. to Rail [m]	3.4	0.5	0.6	0.9	1.0	1.5	2.9	5.7
Avg. Stride Freq. [Hz]	2.2	2.2	2.1	2.1	2.1	2.2	2.2	2.1
Avg. Stride Length [m]	6.9	7.9	8.0	8.1	8.2	8.2	8.1	8.0



- [] Ranking at each section and finish
- :-:- No data available at this section
- NA No data available

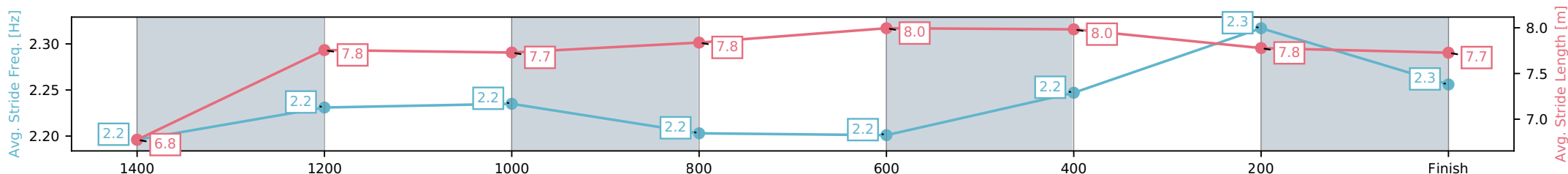
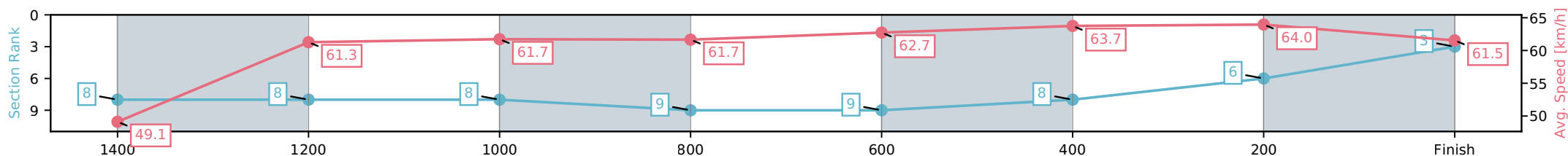
Horse/Jockey Name	Khamis/Olivia Kendal
Finish Rank	3
Fastest Section Time (Section)	0:11.32 (400-200)
Top Speed [km/h] (Section)	64.9 (400-200)
Race State	Finished



Townsville QLD --Professional-2026-05-31
 Race 3: QUALITY FABRICATIONS & WELDING Class 3
 Handicap - 1609m
 31 May 2026 - 1:22PM
 Track Rating: Good 4, Weather: Fine, Rail Position: +5m 1000m-W/Post, +4m Remainder



Section	L1609	L1400	L1200	L1000	L800	L600	L400	L200
Section Times	1:37.81 (0:16.57)	1:21.24 [8] (0:11.78)	1:09.46 [8] (0:11.66)	0:57.80 [8] (0:11.74)	0:46.06 [9] (0:11.54)	0:34.52 [9] (0:11.45)	0:23.07 [8] (0:11.32)	0:11.74 [6] (0:11.74)
Average Speed [km/h]	49.1	61.3	61.7	61.7	62.7	63.7	64.0	61.5
Top Speed [km/h]	60.5	62.4	62.8	62.3	63.9	64.3	64.9	62.9
Avg. Dist. to Rail [m]	4.4	0.8	0.6	1.0	1.6	2.7	3.4	4.3
Avg. Stride Freq. [Hz]	2.2	2.2	2.2	2.2	2.2	2.2	2.3	2.3
Avg. Stride Length [m]	6.8	7.8	7.7	7.8	8.0	8.0	7.8	7.7



[] Ranking at each section and finish
 -:-:- No data available at this section
 NA No data available

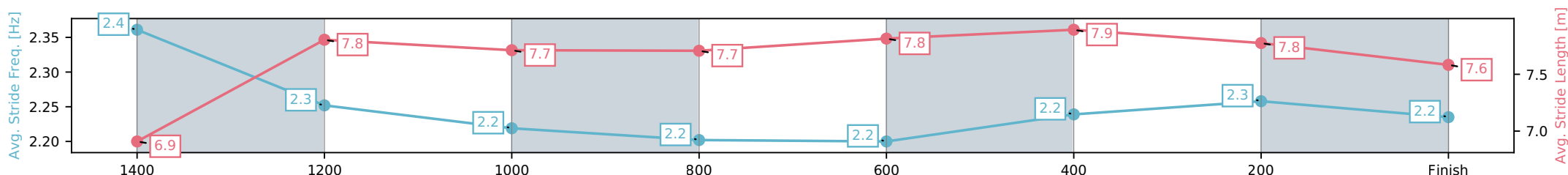
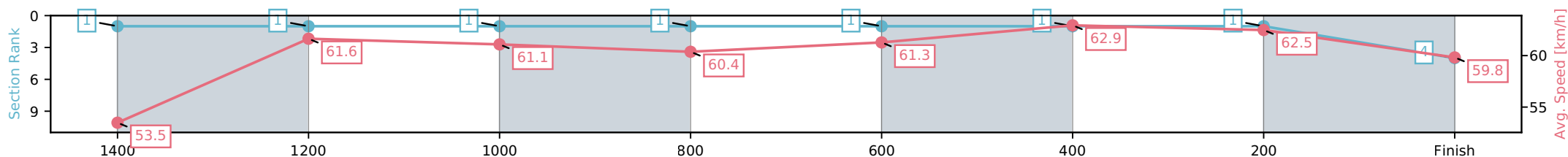
Horse/Jockey Name	Eclipse/Ryan Wiggins
Finish Rank	4
Fastest Section Time (Section)	0:11.54 (600-400)
Top Speed [km/h] (Section)	65.2 (1609 - 1400)
Race State	Finished



Townsville QLD --Professional-2026-05-31
 Race 3: QUALITY FABRICATIONS & WELDING Class 3
 Handicap - 1609m
 31 May 2026 - 1:22PM
 Track Rating: Good 4, Weather: Fine, Rail Position: +5m 1000m-W/Post, +4m Remainder



Section	L1609	L1400	L1200	L1000	L800	L600	L400	L200
Section Times	1:37.83 (0:15.31)	1:22.52 [1] (0:11.71)	1:10.80 [1] (0:11.78)	0:59.02 [1] (0:11.97)	0:47.05 [1] (0:11.82)	0:35.23 [1] (0:11.54)	0:23.69 [1] (0:11.57)	0:12.13 [1] (0:12.13)
Average Speed [km/h]	53.5	61.6	61.1	60.4	61.3	62.9	62.5	59.8
Top Speed [km/h]	65.2	64.5	61.6	60.6	62.5	63.8	63.6	61.9
Avg. Dist. to Rail [m]	6.3	0.7	0.7	1.1	1.5	1.6	2.7	3.1
Avg. Stride Freq. [Hz]	2.4	2.3	2.2	2.2	2.2	2.2	2.3	2.2
Avg. Stride Length [m]	6.9	7.8	7.7	7.7	7.8	7.9	7.8	7.6



[] Ranking at each section and finish
 -:-:- No data available at this section
 NA No data available

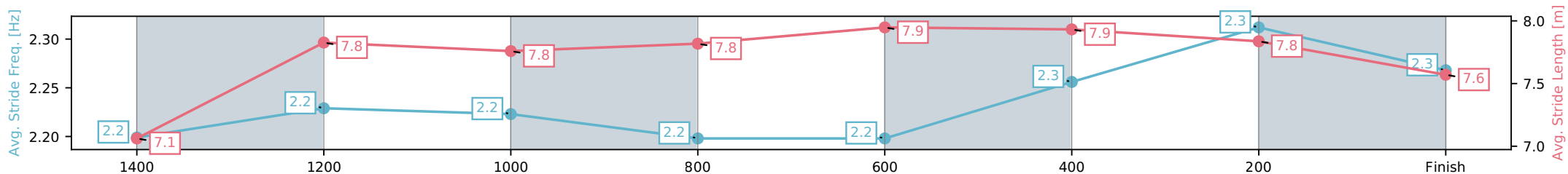
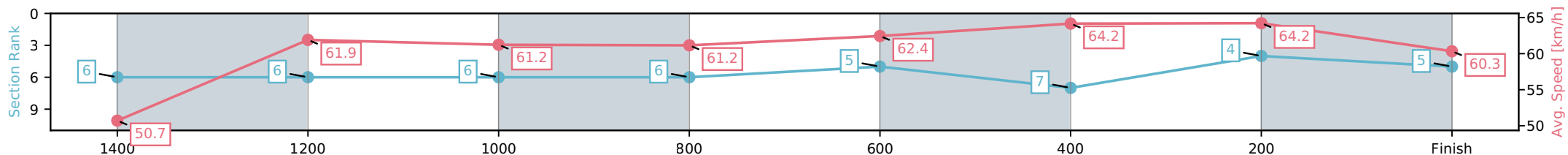
Horse/Jockey Name	Divine Diamonds/Fiona Sandkuhl
Finish Rank	5
Fastest Section Time (Section)	0:11.38 (400-200)
Top Speed [km/h] (Section)	65.6 (400-200)
Race State	Finished



Townsville QLD --Professional-2026-05-31
 Race 3: QUALITY FABRICATIONS & WELDING Class 3
 Handicap - 1609m
 31 May 2026 - 1:22PM
 Track Rating: Good 4, Weather: Fine, Rail Position: +5m 1000m-W/Post, +4m Remainder



Section	L1609	L1400	L1200	L1000	L800	L600	L400	L200
Section Times	1:37.86 (0:16.10)	1:21.76 [6] (0:11.65)	1:10.12 [6] (0:11.76)	0:58.35 [6] (0:11.84)	0:46.52 [6] (0:11.67)	0:34.84 [5] (0:11.49)	0:23.35 [7] (0:11.38)	0:11.97 [4] (0:11.97)
Average Speed [km/h]	50.7	61.9	61.2	61.2	62.4	64.2	64.2	60.3
Top Speed [km/h]	62.5	63.6	63.2	62.0	63.2	65.4	65.6	63.0
Avg. Dist. to Rail [m]	5.6	0.6	1.1	1.1	2.6	4.8	9.4	10.9
Avg. Stride Freq. [Hz]	2.2	2.2	2.2	2.2	2.2	2.3	2.3	2.3
Avg. Stride Length [m]	7.1	7.8	7.8	7.8	7.9	7.9	7.8	7.6



- [] Ranking at each section and finish
- :-:- No data available at this section
- NA No data available

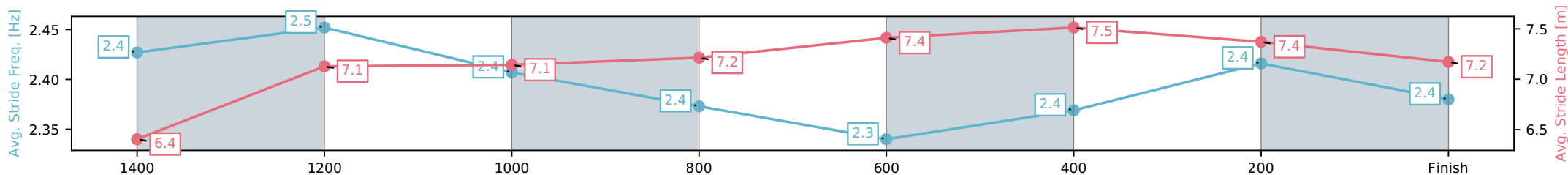
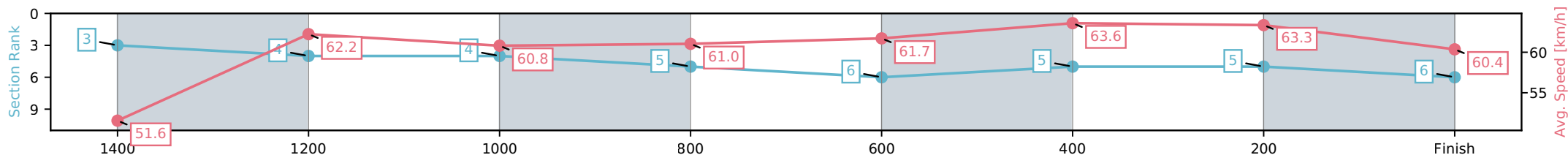
Horse/Jockey Name	Ready Tiger/Nathan Thomas
Finish Rank	6
Fastest Section Time (Section)	0:11.47 (600-400)
Top Speed [km/h] (Section)	64.7 (400-200)
Race State	Finished



Townsville QLD --Professional-2026-05-31
 Race 3: QUALITY FABRICATIONS & WELDING Class 3
 Handicap - 1609m
 31 May 2026 - 1:22PM
 Track Rating: Good 4, Weather: Fine, Rail Position: +5m 1000m-W/Post, +4m Remainder



Section	L1609	L1400	L1200	L1000	L800	L600	L400	L200
Section Times	1:37.94 (0:15.82)	1:22.12 [3] (0:11.61)	1:10.50 [4] (0:11.85)	0:58.65 [4] (0:11.93)	0:46.72 [5] (0:11.80)	0:34.92 [6] (0:11.47)	0:23.45 [5] (0:11.48)	0:11.97 [5] (0:11.97)
Average Speed [km/h]	51.6	62.2	60.8	61.0	61.7	63.6	63.3	60.4
Top Speed [km/h]	62.0	63.1	63.4	62.2	62.3	64.5	64.7	63.0
Avg. Dist. to Rail [m]	4.9	1.3	1.7	2.3	2.4	2.7	5.4	6.4
Avg. Stride Freq. [Hz]	2.4	2.5	2.4	2.4	2.3	2.4	2.4	2.4
Avg. Stride Length [m]	6.4	7.1	7.1	7.2	7.4	7.5	7.4	7.2



- [] Ranking at each section and finish
- :-:- No data available at this section
- NA No data available

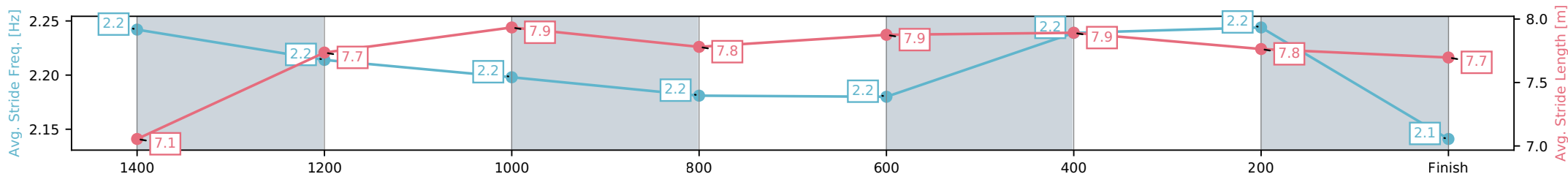
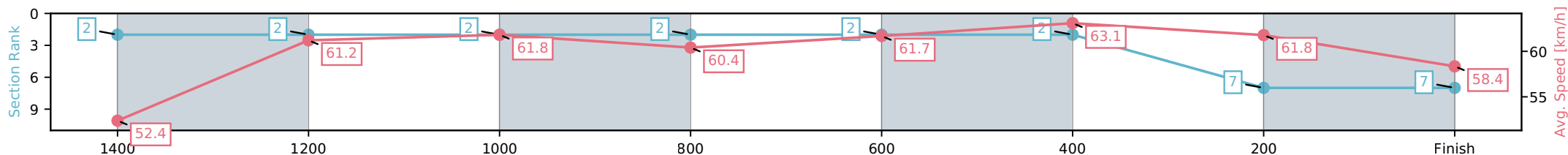
Horse/Jockey Name	Redlights On/Masayuki Abe
Finish Rank	7
Fastest Section Time (Section)	0:11.57 (600-400)
Top Speed [km/h] (Section)	63.5 (600-400)
Race State	Finished



Townsville QLD --Professional-2026-05-31
 Race 3: QUALITY FABRICATIONS & WELDING Class 3
 Handicap - 1609m
 31 May 2026 - 1:22PM
 Track Rating: Good 4, Weather: Fine, Rail Position: +5m 1000m-W/Post,
 +4m Remainder



Section	L1609	L1400	L1200	L1000	L800	L600	L400	L200
Section Times	1:38.53 (0:15.50)	1:23.03 [2] (0:11.79)	1:11.24 [2] (0:11.65)	0:59.59 [2] (0:12.02)	0:47.57 [2] (0:11.80)	0:35.78 [2] (0:11.57)	0:24.21 [2] (0:11.77)	0:12.43 [7] (0:12.43)
Average Speed [km/h]	52.4	61.2	61.8	60.4	61.7	63.1	61.8	58.4
Top Speed [km/h]	62.2	62.1	62.4	61.0	62.5	63.5	63.1	60.6
Avg. Dist. to Rail [m]	3.4	0.6	1.5	1.6	2.2	3.0	5.8	5.9
Avg. Stride Freq. [Hz]	2.2	2.2	2.2	2.2	2.2	2.2	2.2	2.1
Avg. Stride Length [m]	7.1	7.7	7.9	7.8	7.9	7.9	7.8	7.7



- [] Ranking at each section and finish
- :-:- No data available at this section
- NA No data available

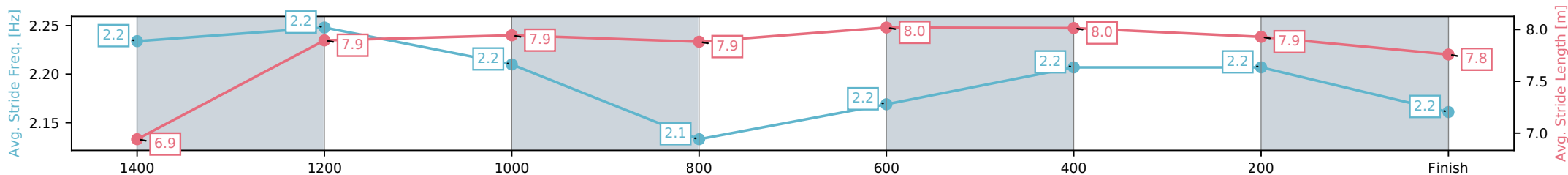
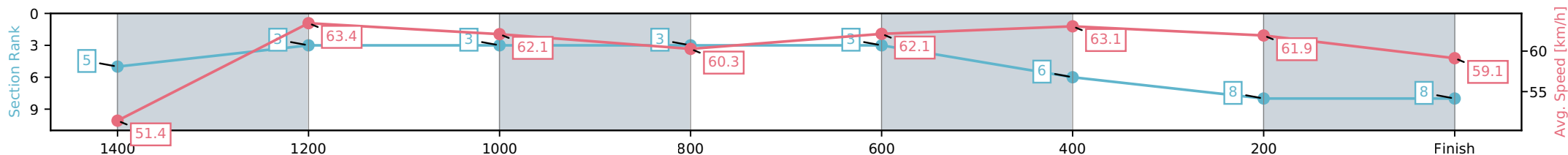
Horse/Jockey Name	Bubbles'n'froth/Tahlia Fenlon
Finish Rank	8
Fastest Section Time (Section)	0:11.42 (1400-1200)
Top Speed [km/h] (Section)	63.9 (1400-1200)
Race State	Finished



Townsville QLD --Professional-2026-05-31
 Race 3: QUALITY FABRICATIONS & WELDING Class 3
 Handicap - 1609m
 31 May 2026 - 1:22PM
 Track Rating: Good 4, Weather: Fine, Rail Position: +5m 1000m-W/Post, +4m Remainder



Section	L1609	L1400	L1200	L1000	L800	L600	L400	L200
Section Times	1:38.54 (0:15.97)	1:22.57 [5] (0:11.42)	1:11.14 [3] (0:11.62)	0:59.52 [3] (0:12.10)	0:47.42 [3] (0:11.76)	0:35.66 [3] (0:11.62)	0:24.05 [6] (0:11.80)	0:12.25 [8] (0:12.25)
Average Speed [km/h]	51.4	63.4	62.1	60.3	62.1	63.1	61.9	59.1
Top Speed [km/h]	63.5	63.9	63.8	61.2	62.5	63.5	62.8	61.2
Avg. Dist. to Rail [m]	7.2	2.6	2.9	2.5	3.1	3.8	7.6	8.1
Avg. Stride Freq. [Hz]	2.2	2.2	2.2	2.1	2.2	2.2	2.2	2.2
Avg. Stride Length [m]	6.9	7.9	7.9	7.9	8.0	8.0	7.9	7.8



- [] Ranking at each section and finish
- :-:- No data available at this section
- NA No data available

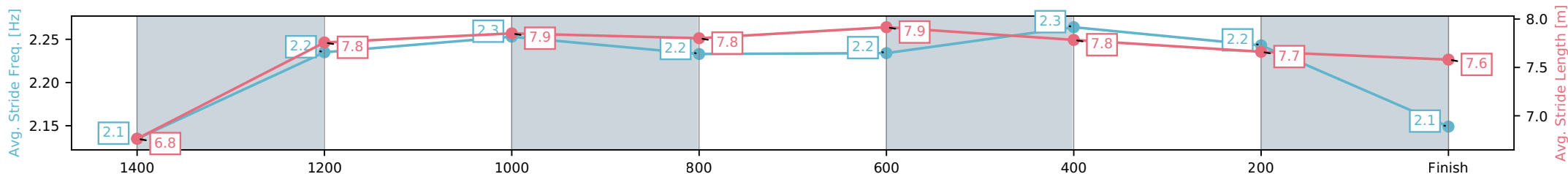
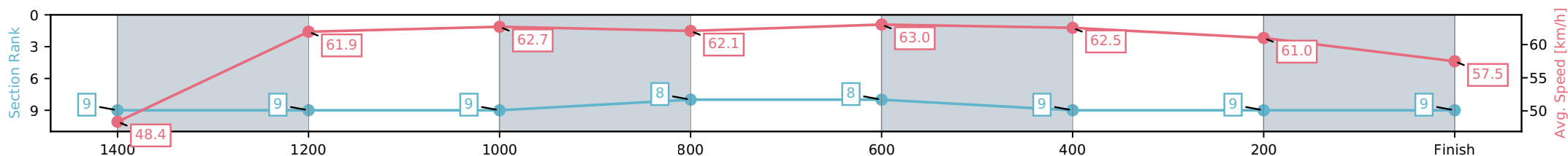
Horse/Jockey Name	Kings Castle/Chelsea Jokic
Finish Rank	9
Fastest Section Time (Section)	0:11.50 (1200-1000)
Top Speed [km/h] (Section)	63.8 (600-400)
Race State	Finished



Townsville QLD --Professional-2026-05-31
 Race 3: QUALITY FABRICATIONS & WELDING Class 3
 Handicap - 1609m
 31 May 2026 - 1:22PM
 Track Rating: Good 4, Weather: Fine, Rail Position: +5m 1000m-W/Post, +4m Remainder



Section	L1609	L1400	L1200	L1000	L800	L600	L400	L200
Section Times	1:39.50 (0:16.86)	1:22.64 [9] (0:11.66)	1:10.98 [9] (0:11.50)	0:59.48 [9] (0:11.71)	0:47.78 [8] (0:11.56)	0:36.21 [8] (0:11.71)	0:24.50 [9] (0:11.88)	0:12.62 [9] (0:12.62)
Average Speed [km/h]	48.4	61.9	62.7	62.1	63.0	62.5	61.0	57.5
Top Speed [km/h]	60.2	63.0	63.5	62.9	63.6	63.8	62.0	61.4
Avg. Dist. to Rail [m]	3.4	1.5	1.7	1.8	3.0	3.2	4.8	6.4
Avg. Stride Freq. [Hz]	2.1	2.2	2.3	2.2	2.2	2.3	2.2	2.1
Avg. Stride Length [m]	6.8	7.8	7.9	7.8	7.9	7.8	7.7	7.6



- [] Ranking at each section and finish
- :-:- No data available at this section
- NA No data available



Townsville QLD

Race 4: LADBROKES PUNTER ASSIST Class 3 Handicap - 1609m

31 May 2026 - 2:02PM

Track Rating: Good 4, Weather: Fine, Rail Position: +5m 1000m-W/Post, +4m Remainder



Field Times (Race Tempo) 1:38.70 (0:15.48) 1:23.22 (0:11.95) 1:11.27 (0:12.80) 0:58.48 (0:12.62) 0:45.85 (0:11.45) 0:34.40 (0:11.30) 0:23.10 (0:11.44) 0:11.66 (0:11.66)

Rank	TAB#	Horse	Overall Time	First 400m	Top Speed km/h (Section)	L1609	L1400	L1200	L1000	L800	L600	L400	L200
	(BAR#)	Jockey	Margin (DT-W)	Last 600m	Fastest Section (Time)	Start - 1400	1400 - 1200	1200 - 1000	1000 - 800	800 - 600	600 - 400	400 - 200	200 - Finish
1	7	Mordecai	1:38.70	0:27.63	66.9 (600-400)	1:38.70	1:22.29 [8]	1:10.53 [8]	0:57.81 [8]	0:45.12 [8]	0:33.74 [8]	0:22.56 [8]	0:11.40 [4]
	(4)	Olivia Kendal		0:33.73	400-200 (0:11.15)	(0:16.41)	(0:11.76)	(0:12.72)	(0:12.69)	(0:11.38)	(0:11.18)	(0:11.15)	(0:11.40)
2	3	Ellis Beach	1:38.75	0:27.05	65.7 (600-400)	1:38.75	1:23.10 [3]	1:11.13 [3]	0:58.40 [3]	0:45.73 [4]	0:34.27 [3]	0:22.95 [3]	0:11.60 [3]
	(2)	Aidan Holt	0.3L (-1)	0:34.27	600-400 (0:11.32)	(0:15.65)	(0:11.98)	(0:12.72)	(0:12.67)	(0:11.46)	(0:11.32)	(0:11.35)	(0:11.60)
3	1	First Man	1:39.24	0:27.09	65.7 (600-400)	1:39.24	1:23.46 [4]	1:11.58 [4]	0:58.89 [4]	0:46.23 [3]	0:34.71 [5]	0:23.60 [2]	0:12.12 [2]
	(6)	Tasha Chambers	3.2L (+2)	0:34.71	600-400 (0:11.11)	(0:15.78)	(0:11.88)	(0:12.69)	(0:12.66)	(0:11.52)	(0:11.11)	(0:11.48)	(0:12.12)
4	9	Savvy Thinker	1:39.31	0:26.88	65.0 (800-600)	1:39.31	1:23.79 [2]	1:11.88 [1]	0:59.07 [2]	0:46.35 [2]	0:34.90 [2]	0:23.51 [4]	0:11.96 [5]
	(9)	Fiona Sandkuhl	3.6L (+0)	0:34.89	600-400 (0:11.39)	(0:15.52)	(0:11.90)	(0:12.82)	(0:12.72)	(0:11.45)	(0:11.39)	(0:11.54)	(0:11.96)
5	5	She's A Beauty	1:39.33	0:27.30	65.2 (800-600)	1:39.33	1:23.46 [5]	1:11.46 [5]	0:58.75 [6]	0:46.13 [6]	0:34.65 [6]	0:23.24 [6]	0:11.87 [7]
	(3)	Ryan Wiggins	3.7L (+0)	0:34.65	400-200 (0:11.37)	(0:15.87)	(0:11.99)	(0:12.72)	(0:12.62)	(0:11.48)	(0:11.41)	(0:11.37)	(0:11.87)
6	8	Goncalo	1:39.42	0:26.92	65.7 (800-600)	1:39.42	1:23.94 [1]	1:11.95 [2]	0:59.20 [1]	0:46.57 [1]	0:35.12 [1]	0:23.82 [1]	0:12.38 [1]
	(5)	Lacey Morrison	4.2L (-3)	0:35.12	600-400 (0:11.30)	(0:15.48)	(0:12.00)	(0:12.75)	(0:12.62)	(0:11.45)	(0:11.30)	(0:11.44)	(0:12.38)
7	4	Talons	1:39.51	0:27.38	65.2 (600-400)	1:39.51	1:23.42 [7]	1:11.58 [7]	0:58.92 [7]	0:46.18 [7]	0:34.65 [7]	0:23.37 [7]	0:11.98 [8]
	(1)	Ivo Fry	4.8L (-3)	0:34.65	600-400 (0:11.28)	(0:16.09)	(0:11.85)	(0:12.65)	(0:12.75)	(0:11.53)	(0:11.28)	(0:11.39)	(0:11.98)
8	2	Shockstar	1:39.65	0:27.34	65.9 (800-600)	1:39.65	1:23.57 [6]	1:11.74 [6]	0:59.14 [5]	0:46.46 [5]	0:35.16 [4]	0:23.77 [5]	0:12.19 [6]
	(8)	Wanderson D'Avila	5.6L (+4)	0:35.16	800-600 (0:11.31)	(0:16.08)	(0:11.83)	(0:12.60)	(0:12.68)	(0:11.31)	(0:11.39)	(0:11.58)	(0:12.19)

Scratched: Smart Mission (#6)

Report Created: Sun 31 May 2026

(Note: Races are conducted over an approximate distance as close as possible to the advertised distance, and recorded data may vary accordingly. Official times refer to race times only and do not include handicap times.)

[] Position in running at each section and finish TAB# Saddle cloth number
 -:-:- No data available at this section BAR# Barrier/Gate Position
 NA No data available DNF Did not finish
 DNT Did not track DT-W Distance travelled compared to winner in metres

Fastest split
 Fastest section

data processed by TRIPLESDATA

Horse/Jockey Name	Mordecai/Olivia Kendal
Finish Rank	1
Fastest Section Time (Section)	0:11.15 (400-200)
Top Speed [km/h] (Section)	66.9 (600-400)
Race State	Finished



Townsville QLD --Professional-2026-05-31

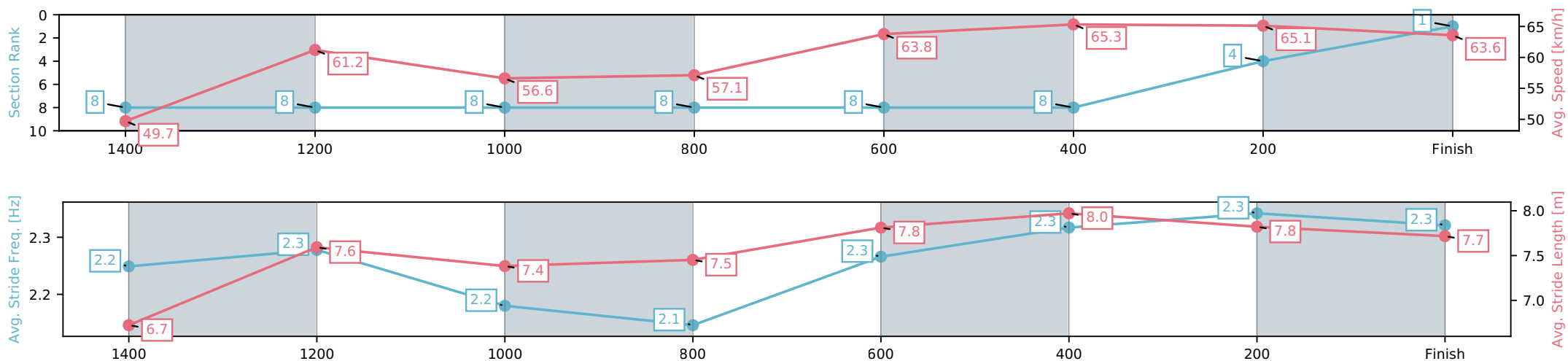
Race 4: LADBROKES PUNTER ASSIST Class 3 Handicap - 1609m

31 May 2026 - 2:02PM

Track Rating: Good 4, Weather: Fine, Rail Position: +5m 1000m-W/Post, +4m Remainder



Section	L1609	L1400	L1200	L1000	L800	L600	L400	L200
Section Times	1:38.70 (0:16.41)	1:22.29 [8] (0:11.76)	1:10.53 [8] (0:12.72)	0:57.81 [8] (0:12.69)	0:45.12 [8] (0:11.38)	0:33.74 [8] (0:11.18)	0:22.56 [8] (0:11.15)	0:11.40 [4] (0:11.40)
Average Speed [km/h]	49.7	61.2	56.6	57.1	63.8	65.3	65.1	63.6
Top Speed [km/h]	61.9	62.1	59.2	60.1	66.8	66.9	66.1	65.7
Avg. Dist. to Rail [m]	4.1	0.4	0.7	1.2	2.0	2.9	6.3	7.9
Avg. Stride Freq. [Hz]	2.2	2.3	2.2	2.1	2.3	2.3	2.3	2.3
Avg. Stride Length [m]	6.7	7.6	7.4	7.5	7.8	8.0	7.8	7.7



- [] Ranking at each section and finish
- :-:- No data available at this section
- NA No data available

Horse/Jockey Name	Ellis Beach/Aidan Holt
Finish Rank	2
Fastest Section Time (Section)	0:11.32 (600-400)
Top Speed [km/h] (Section)	65.7 (600-400)
Race State	Finished



Townsville QLD --Professional-2026-05-31

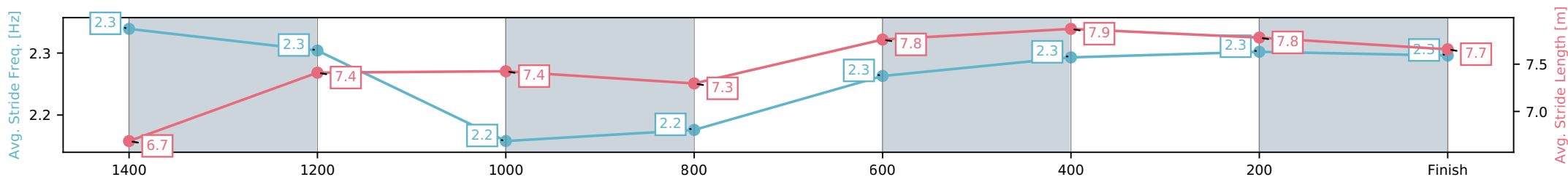
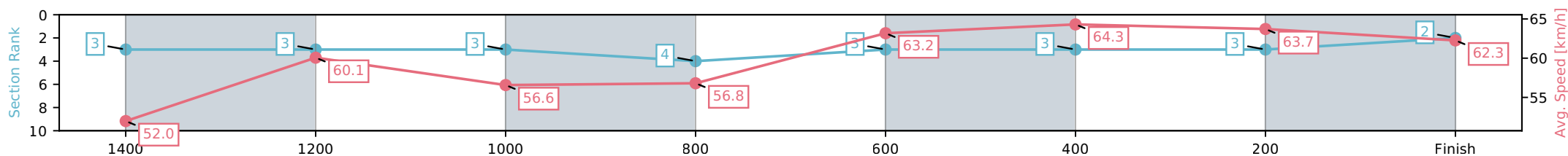
Race 4: LADBROKES PUNTER ASSIST Class 3 Handicap - 1609m

31 May 2026 - 2:02PM

Track Rating: Good 4, Weather: Fine, Rail Position: +5m 1000m-W/Post, +4m Remainder



Section	L1609	L1400	L1200	L1000	L800	L600	L400	L200
Section Times	1:38.75 (0:15.65)	1:23.10 [3] (0:11.98)	1:11.13 [3] (0:12.72)	0:58.40 [3] (0:12.67)	0:45.73 [4] (0:11.46)	0:34.27 [3] (0:11.32)	0:22.95 [3] (0:11.35)	0:11.60 [3] (0:11.60)
Average Speed [km/h]	52.0	60.1	56.6	56.8	63.2	64.3	63.7	62.3
Top Speed [km/h]	62.9	62.9	57.7	59.2	65.6	65.7	64.2	63.4
Avg. Dist. to Rail [m]	3.8	0.5	0.5	0.9	1.3	2.1	3.5	4.4
Avg. Stride Freq. [Hz]	2.3	2.3	2.2	2.2	2.3	2.3	2.3	2.3
Avg. Stride Length [m]	6.7	7.4	7.4	7.3	7.8	7.9	7.8	7.7



- [] Ranking at each section and finish
- :-:- No data available at this section
- NA No data available

Horse/Jockey Name	First Man/Tasha Chambers
Finish Rank	3
Fastest Section Time (Section)	0:11.11 (600-400)
Top Speed [km/h] (Section)	65.7 (600-400)
Race State	Finished



Townsville QLD --Professional-2026-05-31

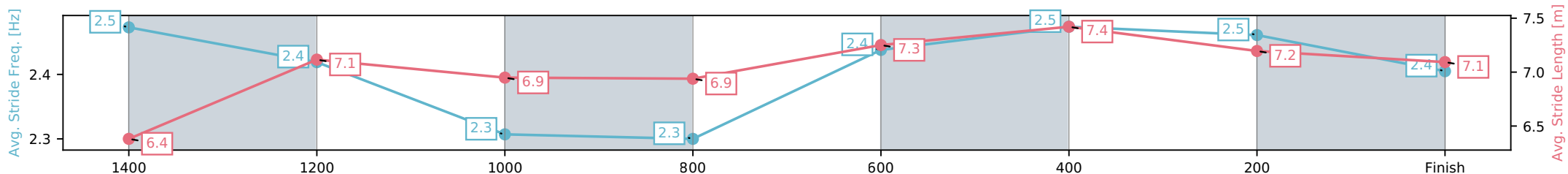
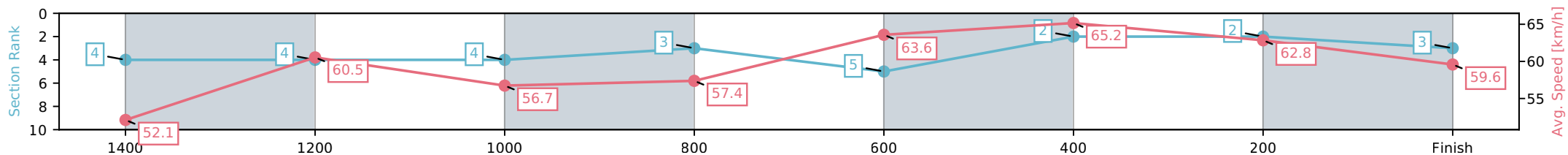
Race 4: LADBROKES PUNTER ASSIST Class 3 Handicap - 1609m

31 May 2026 - 2:02PM

Track Rating: Good 4, Weather: Fine, Rail Position: +5m 1000m-W/Post, +4m Remainder



Section	L1609	L1400	L1200	L1000	L800	L600	L400	L200
Section Times	1:39.24 (0:15.78)	1:23.46 [4] (0:11.88)	1:11.58 [4] (0:12.69)	0:58.89 [4] (0:12.66)	0:46.23 [3] (0:11.52)	0:34.71 [5] (0:11.11)	0:23.60 [2] (0:11.48)	0:12.12 [2] (0:12.12)
Average Speed [km/h]	52.1	60.5	56.7	57.4	63.6	65.2	62.8	59.6
Top Speed [km/h]	63.6	63.8	58.1	60.4	65.1	65.7	64.0	63.4
Avg. Dist. to Rail [m]	6.1	0.2	0.2	1.9	3.5	1.3	1.6	2.3
Avg. Stride Freq. [Hz]	2.5	2.4	2.3	2.3	2.4	2.5	2.5	2.4
Avg. Stride Length [m]	6.4	7.1	6.9	6.9	7.3	7.4	7.2	7.1



- [] Ranking at each section and finish
- :-:- No data available at this section
- NA No data available

Horse/Jockey Name	Savvy Thinker/Fiona Sandkuhl
Finish Rank	4
Fastest Section Time (Section)	0:11.39 (600-400)
Top Speed [km/h] (Section)	65.0 (800-600)
Race State	Finished



Townsville QLD --Professional-2026-05-31

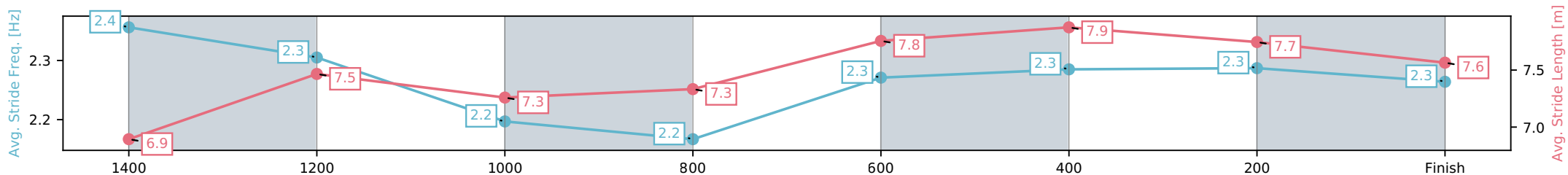
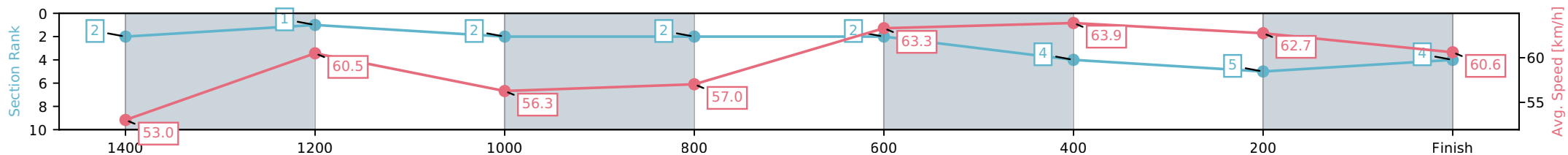
Race 4: LADBROKES PUNTER ASSIST Class 3 Handicap - 1609m

31 May 2026 - 2:02PM

Track Rating: Good 4, Weather: Fine, Rail Position: +5m 1000m-W/Post, +4m Remainder



Section	L1609	L1400	L1200	L1000	L800	L600	L400	L200
Section Times	1:39.31 (0:15.52)	1:23.79 [2] (0:11.90)	1:11.88 [1] (0:12.82)	0:59.07 [2] (0:12.72)	0:46.35 [2] (0:11.45)	0:34.90 [2] (0:11.39)	0:23.51 [4] (0:11.54)	0:11.96 [5] (0:11.96)
Average Speed [km/h]	53.0	60.5	56.3	57.0	63.3	63.9	62.7	60.6
Top Speed [km/h]	63.9	63.5	57.9	59.6	65.0	64.6	63.8	62.1
Avg. Dist. to Rail [m]	7.1	0.8	1.4	1.3	1.6	2.3	4.3	6.1
Avg. Stride Freq. [Hz]	2.4	2.3	2.2	2.2	2.3	2.3	2.3	2.3
Avg. Stride Length [m]	6.9	7.5	7.3	7.3	7.8	7.9	7.7	7.6



- [] Ranking at each section and finish
- :-:- No data available at this section
- NA No data available

Horse/Jockey Name	She's A Beauty/Ryan Wiggins
Finish Rank	5
Fastest Section Time (Section)	0:11.37 (400-200)
Top Speed [km/h] (Section)	65.2 (800-600)
Race State	Finished



Townsville QLD --Professional-2026-05-31

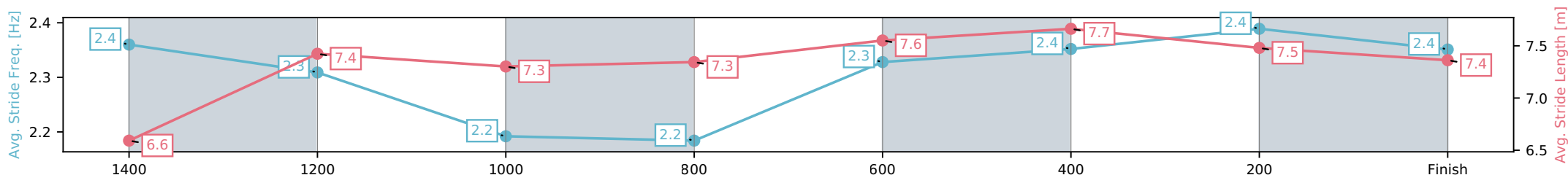
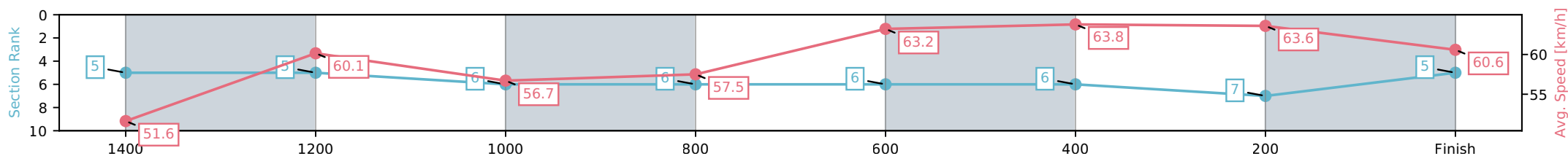
Race 4: LADBROKES PUNTER ASSIST Class 3 Handicap - 1609m

31 May 2026 - 2:02PM

Track Rating: Good 4, Weather: Fine, Rail Position: +5m 1000m-W/Post, +4m Remainder



Section	L1609	L1400	L1200	L1000	L800	L600	L400	L200
Section Times	1:39.33 (0:15.87)	1:23.46 [5] (0:11.99)	1:11.46 [5] (0:12.72)	0:58.75 [6] (0:12.62)	0:46.13 [6] (0:11.48)	0:34.65 [6] (0:11.41)	0:23.24 [6] (0:11.37)	0:11.87 [7] (0:11.87)
Average Speed [km/h]	51.6	60.1	56.7	57.5	63.2	63.8	63.6	60.6
Top Speed [km/h]	63.9	62.7	57.9	59.8	65.2	65.0	64.3	63.5
Avg. Dist. to Rail [m]	4.8	0.7	1.5	1.7	1.6	2.2	3.3	4.1
Avg. Stride Freq. [Hz]	2.4	2.3	2.2	2.2	2.3	2.4	2.4	2.4
Avg. Stride Length [m]	6.6	7.4	7.3	7.3	7.6	7.7	7.5	7.4



- [] Ranking at each section and finish
- :-:- No data available at this section
- NA No data available

Horse/Jockey Name	Goncalo/Lacey Morrison
Finish Rank	6
Fastest Section Time (Section)	0:11.30 (600-400)
Top Speed [km/h] (Section)	65.7 (800-600)
Race State	Finished



Townsville QLD --Professional-2026-05-31

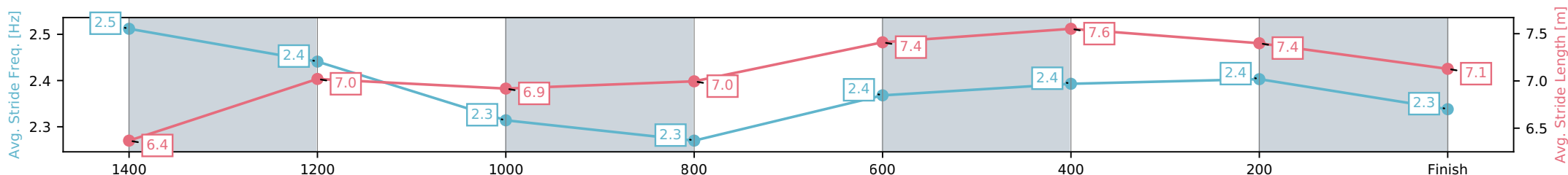
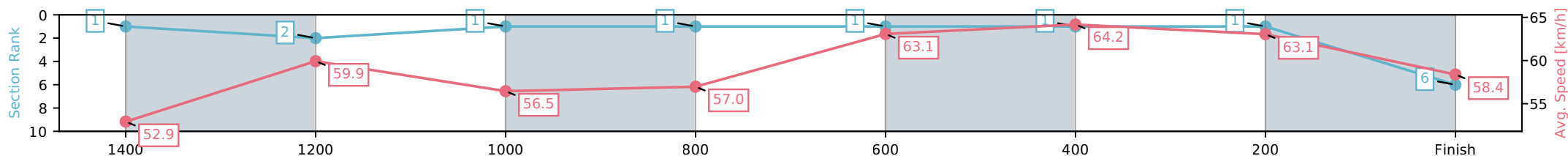
Race 4: LADBROKES PUNTER ASSIST Class 3 Handicap - 1609m

31 May 2026 - 2:02PM

Track Rating: Good 4, Weather: Fine, Rail Position: +5m 1000m-W/Post, +4m Remainder



Section	L1609	L1400	L1200	L1000	L800	L600	L400	L200
Section Times	1:39.42 (0:15.48)	1:23.94 [1] (0:12.00)	1:11.95 [2] (0:12.75)	0:59.20 [1] (0:12.62)	0:46.57 [1] (0:11.45)	0:35.12 [1] (0:11.30)	0:23.82 [1] (0:11.44)	0:12.38 [1] (0:12.38)
Average Speed [km/h]	52.9	59.9	56.5	57.0	63.1	64.2	63.1	58.4
Top Speed [km/h]	64.4	64.2	58.0	59.5	65.7	64.9	64.5	61.8
Avg. Dist. to Rail [m]	5.2	0.3	0.3	0.7	0.7	1.4	1.4	1.7
Avg. Stride Freq. [Hz]	2.5	2.4	2.3	2.3	2.4	2.4	2.4	2.3
Avg. Stride Length [m]	6.4	7.0	6.9	7.0	7.4	7.6	7.4	7.1



[] Ranking at each section and finish
 -:-:- No data available at this section
 NA No data available

Horse/Jockey Name	Talons/Ivo Fry
Finish Rank	7
Fastest Section Time (Section)	0:11.28 (600-400)
Top Speed [km/h] (Section)	65.2 (600-400)
Race State	Finished



Townsville QLD --Professional-2026-05-31

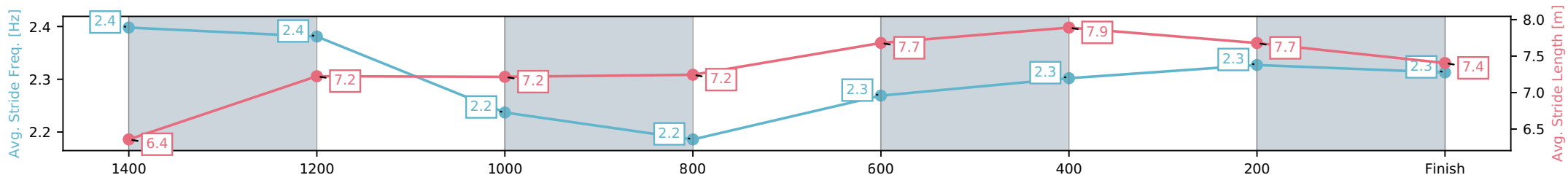
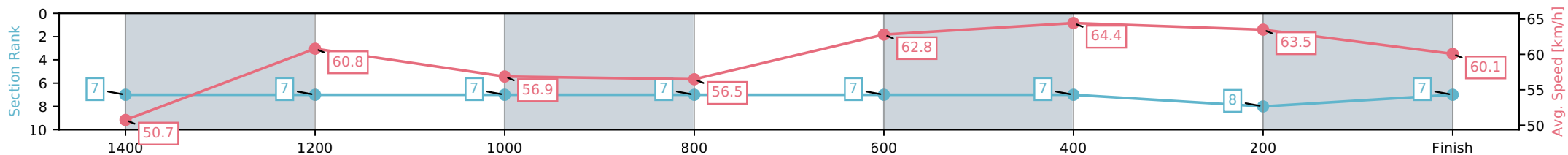
Race 4: LADBROKES PUNTER ASSIST Class 3 Handicap - 1609m

31 May 2026 - 2:02PM

Track Rating: Good 4, Weather: Fine, Rail Position: +5m 1000m-W/Post, +4m Remainder



Section	L1609	L1400	L1200	L1000	L800	L600	L400	L200
Section Times	1:39.51 (0:16.09)	1:23.42 [7] (0:11.85)	1:11.58 [7] (0:12.65)	0:58.92 [7] (0:12.75)	0:46.18 [7] (0:11.53)	0:34.65 [7] (0:11.28)	0:23.37 [7] (0:11.39)	0:11.98 [8] (0:11.98)
Average Speed [km/h]	50.7	60.8	56.9	56.5	62.8	64.4	63.5	60.1
Top Speed [km/h]	61.6	62.1	58.8	58.6	64.4	65.2	63.8	63.3
Avg. Dist. to Rail [m]	3.4	0.2	0.2	0.8	1.3	2.0	2.3	3.1
Avg. Stride Freq. [Hz]	2.4	2.4	2.2	2.2	2.3	2.3	2.3	2.3
Avg. Stride Length [m]	6.4	7.2	7.2	7.2	7.7	7.9	7.7	7.4



- [] Ranking at each section and finish
- :-:- No data available at this section
- NA No data available

Horse/Jockey Name	Shockstar/Wanderson D'Avila
Finish Rank	8
Fastest Section Time (Section)	0:11.31 (800-600)
Top Speed [km/h] (Section)	65.9 (800-600)
Race State	Finished



Townsville QLD --Professional-2026-05-31

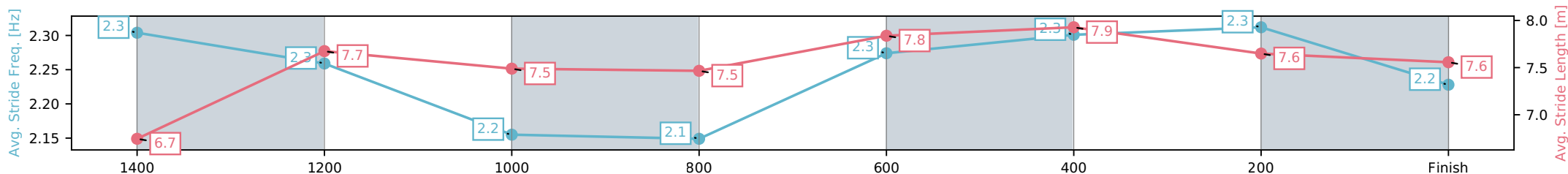
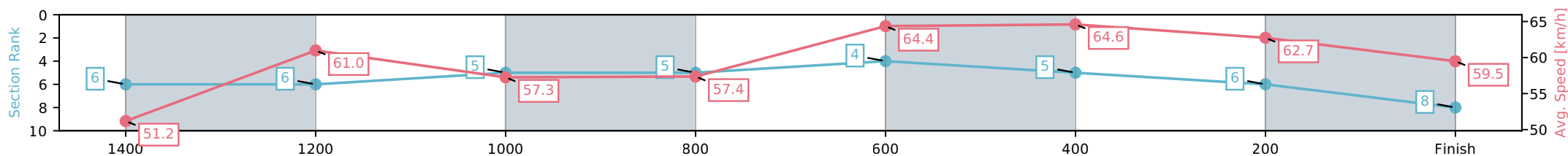
Race 4: LADBROKES PUNTER ASSIST Class 3 Handicap - 1609m

31 May 2026 - 2:02PM

Track Rating: Good 4, Weather: Fine, Rail Position: +5m 1000m-W/Post, +4m Remainder



Section	L1609	L1400	L1200	L1000	L800	L600	L400	L200
Section Times	1:39.65 (0:16.08)	1:23.57 [6] (0:11.83)	1:11.74 [6] (0:12.60)	0:59.14 [5] (0:12.68)	0:46.46 [5] (0:11.31)	0:35.16 [4] (0:11.39)	0:23.77 [5] (0:11.58)	0:12.19 [6] (0:12.19)
Average Speed [km/h]	51.2	61.0	57.3	57.4	64.4	64.6	62.7	59.5
Top Speed [km/h]	63.4	63.7	58.4	60.0	65.9	65.7	63.5	62.8
Avg. Dist. to Rail [m]	6.3	1.0	1.4	2.0	2.7	4.0	6.0	7.6
Avg. Stride Freq. [Hz]	2.3	2.3	2.2	2.1	2.3	2.3	2.3	2.2
Avg. Stride Length [m]	6.7	7.7	7.5	7.5	7.8	7.9	7.6	7.6



- [] Ranking at each section and finish
- :-:- No data available at this section
- NA No data available



Townsville QLD
Race 5: VALE SHANE MCGOVERN OPEN Handicap - 1400m
 31 May 2026 - 2:42PM



Track Rating: Good 4, Weather: Fine, Rail Position: +5m 1000m-W/Post, +4m Remainder

Field Times (Race Tempo) 1:22.79 1:08.16 0:56.80 0:45.32 0:33.87 0:22.74 0:11.59
 (0:14.63) (0:11.36) (0:11.48) (0:11.45) (0:11.13) (0:11.15) (0:11.59)

Rank	TAB#	Horse	Overall Time	First 400m	Top Speed km/h (Section)	L1400	L1200	L1000	L800	L600	L400	L200	
	(BAR#)	Jockey	Margin (DT-W)	Last 600m	Fastest Section (Time)	Start - 1200	1200 - 1000	1000 - 800	800 - 600	600 - 400	400 - 200	200 - Finish	
1	9	Central Park	1:22.79	0:26.88	67.5 (600-400)	1:22.79	1:07.36 [7]	0:55.91 [7]	0:44.40 [7]	0:33.29 [7]	0:22.40 [5]	0:11.42 [3]	
	(7)	Fiona Sandkuhl		0:33.29	600-400 (0:10.89)	(0:15.43)	(0:11.45)	(0:11.51)	(0:11.11)	(0:10.89)	(0:10.98)	(0:11.42)	
2	2	Free Carry	1:22.90	0:25.99	65.8 (400-200)	1:22.90	1:08.27 [1]	0:56.91 [1]	0:45.43 [1]	0:33.98 [1]	0:22.77 [2]	0:11.57 [2]	
	(3)	Tasha Chambers	0.7L (-3)	0:33.98	400-200 (0:11.19)	(0:14.63)	(0:11.36)	(0:11.48)	(0:11.45)	(0:11.22)	(0:11.19)	(0:11.57)	
3	8	Prince Akeem	1:23.08	0:26.72	66.7 (400-200)	1:23.08	1:07.84 [6]	0:56.37 [6]	0:44.90 [6]	0:33.60 [6]	0:22.39 [7]	0:11.38 [6]	
	(5)	Ivo Fry	1.7L (-4)	0:33.60	400-200 (0:11.01)	(0:15.24)	(0:11.48)	(0:11.46)	(0:11.30)	(0:11.21)	(0:11.01)	(0:11.38)	
4	3	Ella Te Ama	1:23.08	0:26.30	66.2 (600-400)	1:23.08	1:08.24 [3]	0:56.77 [3]	0:45.30 [3]	0:33.88 [3]	0:22.70 [3]	0:11.56 [4]	
	(2)	Lacey Morrison	1.7L (-6)	0:33.87	400-200 (0:11.14)	(0:14.84)	(0:11.46)	(0:11.47)	(0:11.43)	(0:11.17)	(0:11.14)	(0:11.56)	
5	4	Going Nuclear	1:23.13	0:26.19	66.0 (600-400)	1:23.13	1:08.33 [2]	0:56.94 [2]	0:45.48 [2]	0:34.15 [2]	0:23.08 [1]	0:11.93 [1]	
	(6)	Olivia Kendal	2.0L (-2)	0:34.15	600-400 (0:11.07)	(0:14.80)	(0:11.39)	(0:11.46)	(0:11.33)	(0:11.07)	(0:11.15)	(0:11.93)	
6	1	Beau Rain	1:23.33	0:26.44	65.7 (400-200)	1:23.33	1:08.38 [4]	0:56.89 [4]	0:45.42 [4]	0:34.06 [4]	0:22.94 [4]	0:11.78 [5]	
	(4)	Nathan Thomas	3.2L (-3)	0:34.06	600-400 (0:11.11)	(0:14.95)	(0:11.49)	(0:11.47)	(0:11.37)	(0:11.11)	(0:11.17)	(0:11.78)	
7	5	Outback Action	1:23.84	0:26.64	65.9 (600-400)	1:23.84	1:08.77 [5]	0:57.20 [5]	0:45.77 [5]	0:34.38 [5]	0:23.23 [6]	0:12.00 [7]	
	(1)	Tahlia Fenlon	6.2L (-5)	0:34.38	600-400 (0:11.15)	(0:15.07)	(0:11.57)	(0:11.44)	(0:11.39)	(0:11.15)	(0:11.23)	(0:12.00)	

Scratched: Outsmarted (#6), Vadamos Queen (#7), First Man (#10)

Report Created: Sun 31 May 2026

(Note: Races are conducted over an approximate distance as close as possible to the advertised distance, and recorded data may vary accordingly. Official times refer to race times only and do not include handicap times.)

[] Position in running at each section and finish TAB# Saddle cloth number

-:-:- No data available at this section

NA No data available

DNT Did not track

BAR# Barrier/Gate Position

DNF Did not finish

DT-W Distance travelled compared to winner in metres

Fastest split

Fastest section

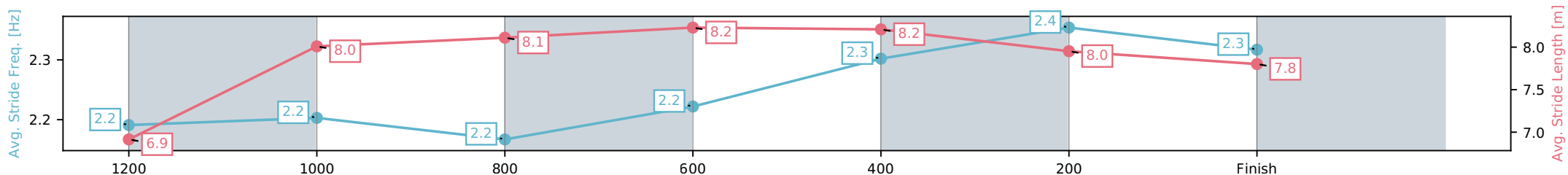
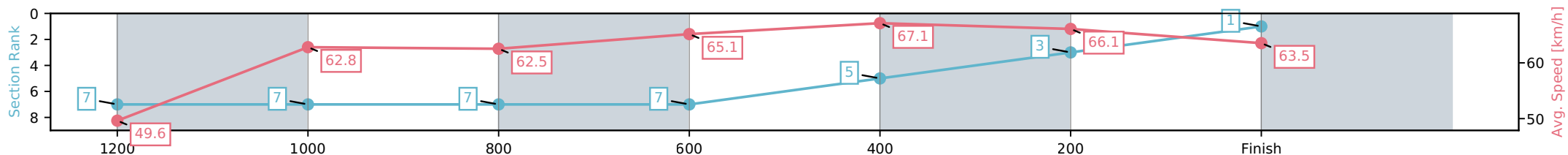
Horse/Jockey Name	Central Park/Fiona Sandkuhl
Finish Rank	1
Fastest Section Time (Section)	0:10.89 (600-400)
Top Speed [km/h] (Section)	67.5 (600-400)
Race State	Finished



Townsville QLD --Professional-2026-05-31
 Race 5: VALE SHANE MCGOVERN OPEN Handicap - 1400m
 31 May 2026 - 2:42PM
 Track Rating: Good 4, Weather: Fine, Rail Position: +5m 1000m-W/Post, +4m Remainder



Section	L1400	L1200	L1000	L800	L600	L400	L200
Section Times	1:22.79 (0:15.43)	1:07.36 [7] (0:11.45)	0:55.91 [7] (0:11.51)	0:44.40 [7] (0:11.11)	0:33.29 [7] (0:10.89)	0:22.40 [5] (0:10.98)	0:11.42 [3] (0:11.42)
Average Speed [km/h]	49.6	62.8	62.5	65.1	67.1	66.1	63.5
Top Speed [km/h]	61.6	63.8	64.5	66.0	67.5	67.5	64.9
Avg. Dist. to Rail [m]	4.2	0.7	0.6	0.9	3.2	5.4	7.3
Avg. Stride Freq. [Hz]	2.2	2.2	2.2	2.2	2.3	2.4	2.3
Avg. Stride Length [m]	6.9	8.0	8.1	8.2	8.2	8.0	7.8



- [] Ranking at each section and finish
- :-:- No data available at this section
- NA No data available

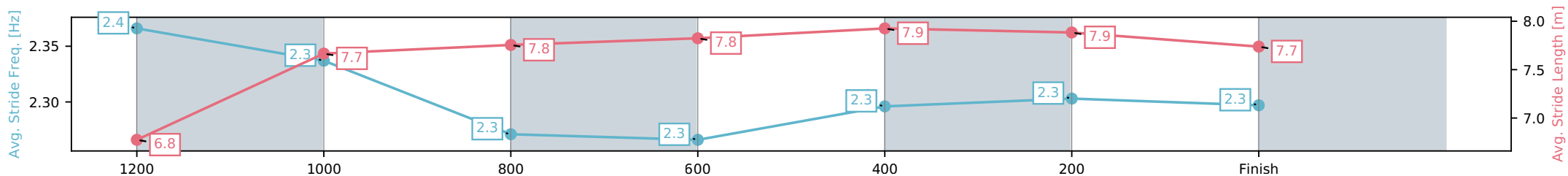
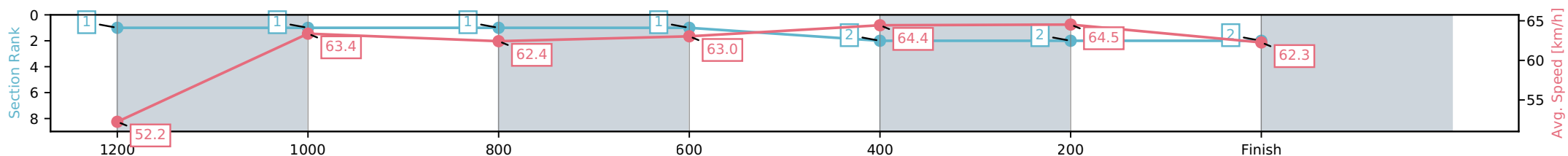
Horse/Jockey Name	Free Carry/Tasha Chambers
Finish Rank	2
Fastest Section Time (Section)	0:11.19 (400-200)
Top Speed [km/h] (Section)	65.8 (400-200)
Race State	Finished



Townsville QLD --Professional-2026-05-31
 Race 5: VALE SHANE MCGOVERN OPEN Handicap - 1400m
 31 May 2026 - 2:42PM
 Track Rating: Good 4, Weather: Fine, Rail Position: +5m 1000m-W/Post, +4m Remainder



Section	L1400	L1200	L1000	L800	L600	L400	L200
Section Times	1:22.90 (0:14.63)	1:08.27 [1] (0:11.36)	0:56.91 [1] (0:11.48)	0:45.43 [1] (0:11.45)	0:33.98 [1] (0:11.22)	0:22.77 [2] (0:11.19)	0:11.57 [2] (0:11.57)
Average Speed [km/h]	52.2	63.4	62.4	63.0	64.4	64.5	62.3
Top Speed [km/h]	64.2	64.0	63.2	64.1	65.1	65.8	64.3
Avg. Dist. to Rail [m]	2.7	0.5	0.8	0.6	1.2	1.6	3.6
Avg. Stride Freq. [Hz]	2.4	2.3	2.3	2.3	2.3	2.3	2.3
Avg. Stride Length [m]	6.8	7.7	7.8	7.8	7.9	7.9	7.7



- [] Ranking at each section and finish
- :-:- No data available at this section
- NA No data available

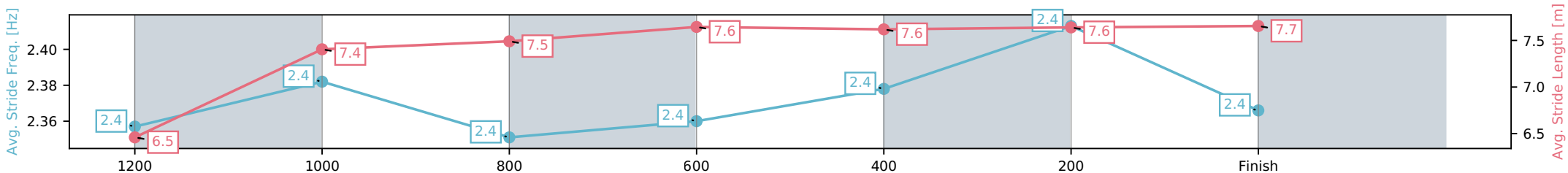
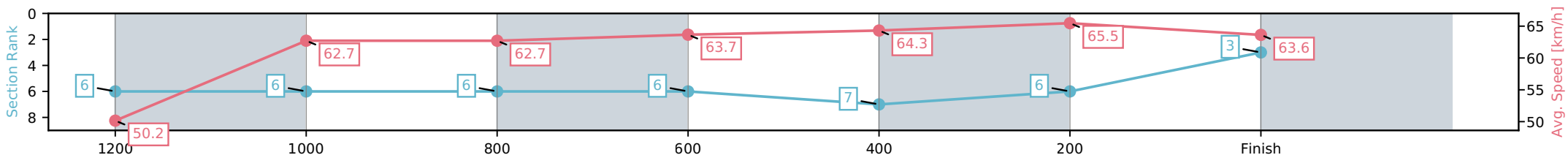
Horse/Jockey Name	Prince Akeem/Ivo Fry
Finish Rank	3
Fastest Section Time (Section)	0:11.01 (400-200)
Top Speed [km/h] (Section)	66.7 (400-200)
Race State	Finished



Townsville QLD --Professional-2026-05-31
 Race 5: VALE SHANE MCGOVERN OPEN Handicap - 1400m
 31 May 2026 - 2:42PM
 Track Rating: Good 4, Weather: Fine, Rail Position: +5m 1000m-W/Post, +4m Remainder



Section	L1400	L1200	L1000	L800	L600	L400	L200
Section Times	1:23.08 (0:15.24)	1:07.84 [6] (0:11.48)	0:56.37 [6] (0:11.46)	0:44.90 [6] (0:11.30)	0:33.60 [6] (0:11.21)	0:22.39 [7] (0:11.01)	0:11.38 [6] (0:11.38)
Average Speed [km/h]	50.2	62.7	62.7	63.7	64.3	65.5	63.6
Top Speed [km/h]	62.0	63.8	64.7	65.9	66.2	66.7	65.7
Avg. Dist. to Rail [m]	3.7	0.7	0.7	0.3	0.5	1.9	6.8
Avg. Stride Freq. [Hz]	2.4	2.4	2.4	2.4	2.4	2.4	2.4
Avg. Stride Length [m]	6.5	7.4	7.5	7.6	7.6	7.6	7.7



[] Ranking at each section and finish
 -:-:- No data available at this section
 NA No data available

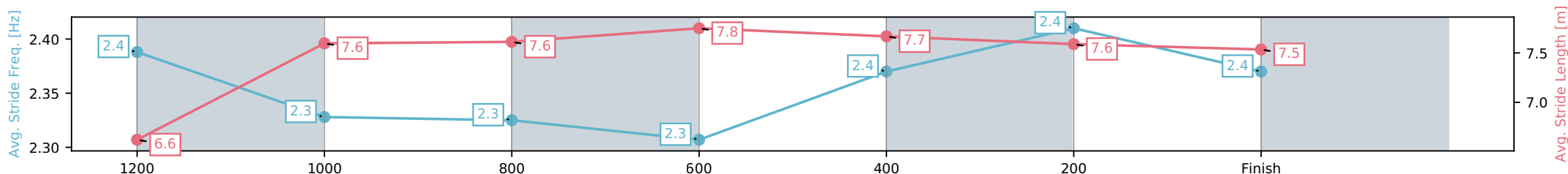
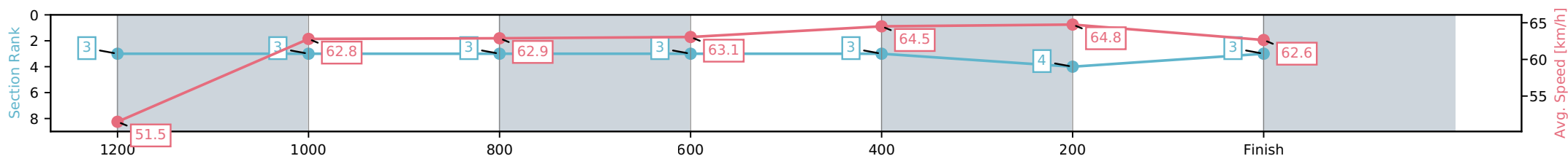
Horse/Jockey Name	Ella Te Ama/Lacey Morrison
Finish Rank	4
Fastest Section Time (Section)	0:11.14 (400-200)
Top Speed [km/h] (Section)	66.2 (600-400)
Race State	Finished



Townsville QLD --Professional-2026-05-31
 Race 5: VALE SHANE MCGOVERN OPEN Handicap - 1400m
 31 May 2026 - 2:42PM
 Track Rating: Good 4, Weather: Fine, Rail Position: +5m 1000m-W/Post, +4m Remainder



Section	L1400	L1200	L1000	L800	L600	L400	L200
Section Times	1:23.08 (0:14.84)	1:08.24 [3] (0:11.46)	0:56.77 [3] (0:11.47)	0:45.30 [3] (0:11.43)	0:33.88 [3] (0:11.17)	0:22.70 [3] (0:11.14)	0:11.56 [4] (0:11.56)
Average Speed [km/h]	51.5	62.8	62.9	63.1	64.5	64.8	62.6
Top Speed [km/h]	61.6	63.7	64.1	64.3	66.2	65.9	64.9
Avg. Dist. to Rail [m]	2.6	0.6	0.7	0.3	0.3	2.3	2.6
Avg. Stride Freq. [Hz]	2.4	2.3	2.3	2.3	2.4	2.4	2.4
Avg. Stride Length [m]	6.6	7.6	7.6	7.8	7.7	7.6	7.5



[] Ranking at each section and finish
 -:-:- No data available at this section
 NA No data available

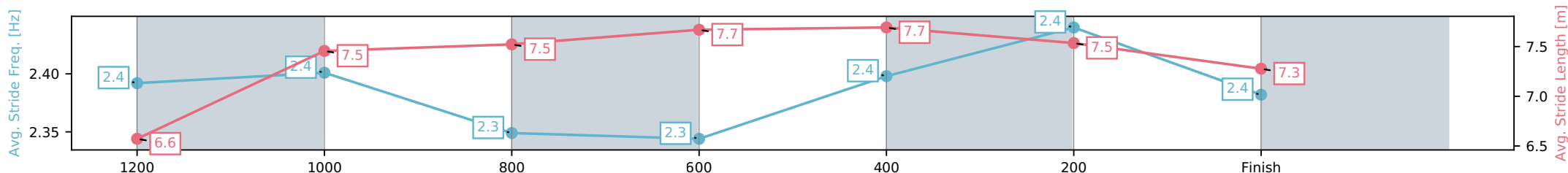
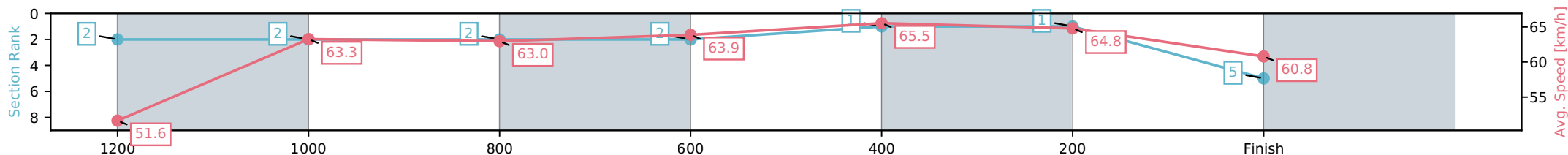
Horse/Jockey Name	Going Nuclear/Olivia Kendal
Finish Rank	5
Fastest Section Time (Section)	0:11.07 (600-400)
Top Speed [km/h] (Section)	66.0 (600-400)
Race State	Finished



Townsville QLD --Professional-2026-05-31
 Race 5: VALE SHANE MCGOVERN OPEN Handicap - 1400m
 31 May 2026 - 2:42PM
 Track Rating: Good 4, Weather: Fine, Rail Position: +5m 1000m-W/Post, +4m Remainder



Section	L1400	L1200	L1000	L800	L600	L400	L200
Section Times	1:23.13 (0:14.80)	1:08.33 [2] (0:11.39)	0:56.94 [2] (0:11.46)	0:45.48 [2] (0:11.33)	0:34.15 [2] (0:11.07)	0:23.08 [1] (0:11.15)	0:11.93 [1] (0:11.93)
Average Speed [km/h]	51.6	63.3	63.0	63.9	65.5	64.8	60.8
Top Speed [km/h]	63.4	64.5	64.3	64.8	66.0	65.3	63.4
Avg. Dist. to Rail [m]	5.0	1.3	0.8	1.1	1.5	3.2	5.8
Avg. Stride Freq. [Hz]	2.4	2.4	2.3	2.3	2.4	2.4	2.4
Avg. Stride Length [m]	6.6	7.5	7.5	7.7	7.7	7.5	7.3



- [] Ranking at each section and finish
- :-:- No data available at this section
- NA No data available

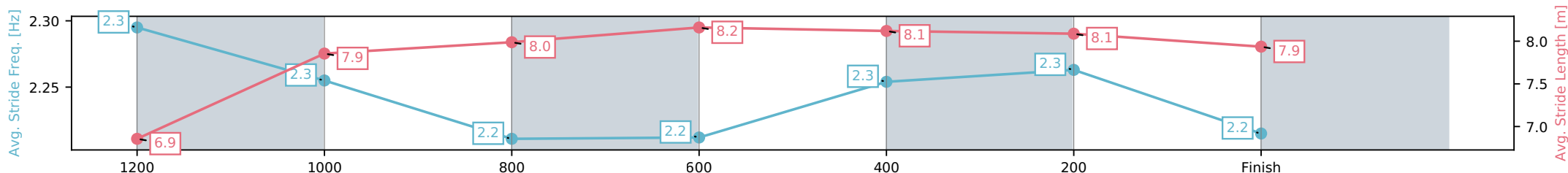
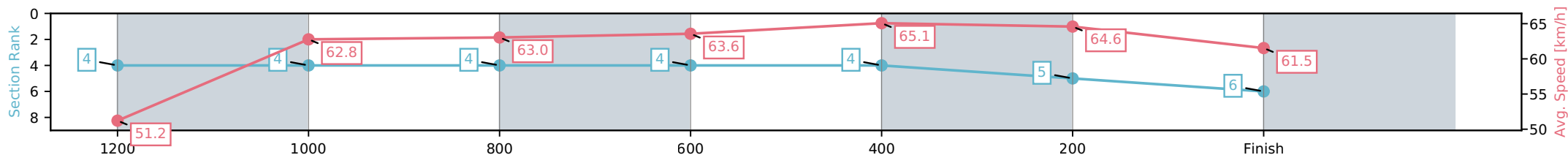
Horse/Jockey Name	Beau Rain/Nathan Thomas
Finish Rank	6
Fastest Section Time (Section)	0:11.11 (600-400)
Top Speed [km/h] (Section)	65.7 (400-200)
Race State	Finished



Townsville QLD --Professional-2026-05-31
 Race 5: VALE SHANE MCGOVERN OPEN Handicap - 1400m
 31 May 2026 - 2:42PM
 Track Rating: Good 4, Weather: Fine, Rail Position: +5m 1000m-W/Post, +4m Remainder



Section	L1400	L1200	L1000	L800	L600	L400	L200
Section Times	1:23.33 (0:14.95)	1:08.38 [4] (0:11.49)	0:56.89 [4] (0:11.47)	0:45.42 [4] (0:11.37)	0:34.06 [4] (0:11.11)	0:22.94 [4] (0:11.17)	0:11.78 [5] (0:11.78)
Average Speed [km/h]	51.2	62.8	63.0	63.6	65.1	64.6	61.5
Top Speed [km/h]	62.6	63.8	65.0	64.5	65.6	65.7	63.7
Avg. Dist. to Rail [m]	4.0	1.6	1.1	0.5	1.0	3.2	6.1
Avg. Stride Freq. [Hz]	2.3	2.3	2.2	2.2	2.3	2.3	2.2
Avg. Stride Length [m]	6.9	7.9	8.0	8.2	8.1	8.1	7.9



- [] Ranking at each section and finish
- :-:- No data available at this section
- NA No data available

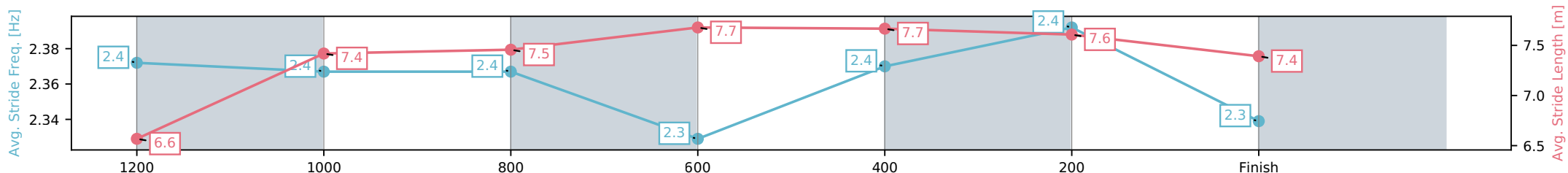
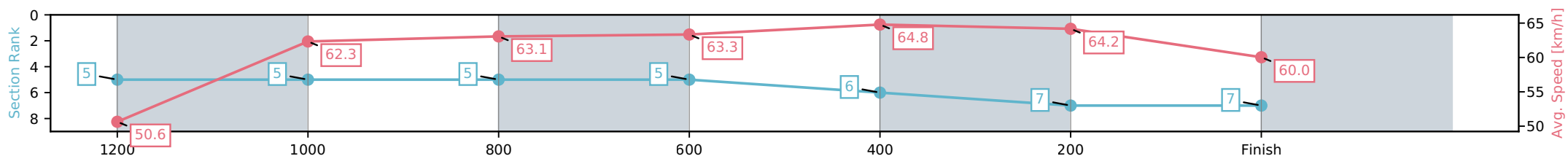
Horse/Jockey Name	Outback Action/Tahlia Fenlon
Finish Rank	7
Fastest Section Time (Section)	0:11.15 (600-400)
Top Speed [km/h] (Section)	65.9 (600-400)
Race State	Finished



Townsville QLD --Professional-2026-05-31
 Race 5: VALE SHANE MCGOVERN OPEN Handicap - 1400m
 31 May 2026 - 2:42PM
 Track Rating: Good 4, Weather: Fine, Rail Position: +5m 1000m-W/Post, +4m Remainder



Section	L1400	L1200	L1000	L800	L600	L400	L200
Section Times	1:23.84 (0:15.07)	1:08.77 [5] (0:11.57)	0:57.20 [5] (0:11.44)	0:45.77 [5] (0:11.39)	0:34.38 [5] (0:11.15)	0:23.23 [6] (0:11.23)	0:12.00 [7] (0:12.00)
Average Speed [km/h]	50.6	62.3	63.1	63.3	64.8	64.2	60.0
Top Speed [km/h]	62.0	64.6	65.1	64.9	65.9	65.6	62.8
Avg. Dist. to Rail [m]	3.0	1.3	0.7	0.4	0.7	1.3	2.0
Avg. Stride Freq. [Hz]	2.4	2.4	2.4	2.3	2.4	2.4	2.3
Avg. Stride Length [m]	6.6	7.4	7.5	7.7	7.7	7.6	7.4



- [] Ranking at each section and finish
- :-:- No data available at this section
- NA No data available



Townsville QLD
Race 6: THURINGOWA RSL BENCHMARK 60 Handicap - 1000m
 31 May 2026 - 3:20PM



Track Rating: Good 4, Weather: Fine, Rail Position: +5m 1000m-W/Post, +4m Remainder

Field Times (Race Tempo) 0:55.51 (0:12.70) 0:42.81 (0:09.99) 0:32.82 (0:10.56) 0:22.25 (0:10.87) 0:11.39 (0:11.39)

Rank	TAB#	Horse	Overall Time	First 400m	Top Speed km/h (Section)	L1000	L800	L600	L400	L200			
	(BAR#)	Jockey	Margin (DT-W)	Last 600m	Fastest Section (Time)	Start - 800	800 - 600	600 - 400	400 - 200	200 - Finish			
1	1	Gee Eye Why	0:55.51	0:22.69	73.7 (800-600)	0:55.51	0:42.70 [2]	0:32.82 [1]	0:22.26 [1]	0:11.39 [1]			
	(10)	Sean Cormack		0:32.82	800-600 (0:09.89)	(0:12.80)	(0:09.89)	(0:10.56)	(0:10.87)	(0:11.39)			
2	7	Melo Melo Kava	0:55.77	0:23.06	72.9 (800-600)	0:55.77	0:42.86 [5]	0:32.70 [5]	0:22.08 [5]	0:11.25 [4]			
	(6)	Adam Sewell	1.5L (-4)	0:32.70	800-600 (0:10.15)	(0:12.91)	(0:10.15)	(0:10.62)	(0:10.83)	(0:11.25)			
3	9	Fancy Garter	0:55.99	0:23.83	71.7 (600-400)	0:55.99	0:42.52 [9]	0:32.16 [10]	0:21.64 [10]	0:11.03 [10]			
	(4)	Wanderson D'Avila	2.8L (-1)	0:32.16	800-600 (0:10.36)	(0:13.47)	(0:10.36)	(0:10.52)	(0:10.61)	(0:11.03)			
4	5	Canny Prospect	0:56.00	0:23.66	71.4 (800-600)	0:56.00	0:42.52 [10]	0:32.34 [9]	0:21.74 [9]	0:11.09 [9]			
	(7)	Ivo Fry	2.9L (-6)	0:32.34	800-600 (0:10.18)	(0:13.48)	(0:10.18)	(0:10.60)	(0:10.65)	(0:11.09)			
5	8	Galbalan	0:56.03	0:23.50	72.1 (800-600)	0:56.03	0:42.66 [8]	0:32.52 [8]	0:22.03 [8]	0:11.20 [8]			
	(5)	Chelsea Jokic	3.1L (-3)	0:32.52	800-600 (0:10.13)	(0:13.37)	(0:10.13)	(0:10.50)	(0:10.82)	(0:11.20)			
6	3	Coppabella Road	0:56.16	0:22.85	73.4 (800-600)	0:56.16	0:43.34 [3]	0:33.32 [3]	0:22.74 [3]	0:11.81 [2]			
	(8)	Lacey Morrison	3.9L (-5)	0:33.32	800-600 (0:10.03)	(0:12.82)	(0:10.03)	(0:10.58)	(0:10.93)	(0:11.81)			
7	2	Dragon Tales	0:56.21	0:23.21	73.2 (800-600)	0:56.21	0:43.08 [7]	0:33.00 [7]	0:22.33 [7]	0:11.55 [6]			
	(9)	Aidan Holt	4.1L (-6)	0:33.00	800-600 (0:10.08)	(0:13.13)	(0:10.08)	(0:10.67)	(0:10.78)	(0:11.55)			
8	4	Threebrothers	0:56.42	0:22.90	73.6 (800-600)	0:56.42	0:43.60 [4]	0:33.52 [4]	0:22.96 [4]	0:11.83 [5]			
	(2)	Rachel Shred	5.4L (-5)	0:33.52	800-600 (0:10.08)	(0:12.82)	(0:10.08)	(0:10.56)	(0:11.13)	(0:11.83)			
9	6	Golden Octavian	0:56.57	0:23.18	72.7 (800-600)	0:56.57	0:43.49 [6]	0:33.39 [6]	0:22.81 [6]	0:11.83 [7]			
	(3)	Ryan Wiggins	6.3L (-8)	0:33.39	800-600 (0:10.10)	(0:13.08)	(0:10.10)	(0:10.58)	(0:10.98)	(0:11.83)			
10	10	Our Addiction	0:56.69	0:22.73	73.0 (800-600)	0:56.69	0:43.99 [1]	0:33.96 [2]	0:23.34 [2]	0:12.19 [3]			
	(1)	Nathan Thomas	7.0L (-6)	0:33.95	800-600 (0:10.03)	(0:12.70)	(0:10.03)	(0:10.62)	(0:11.14)	(0:12.19)			

Report Created: Sun 31 May 2026

(Note: Races are conducted over an approximate distance as close as possible to the advertised distance, and recorded data may vary accordingly. Official times refer to race times only and do not include handicap times.)

[] Position in running at each section and finish TAB# Saddle cloth number

--- No data available at this section

NA No data available

DNT Did not track

BAR# Barrier/Gate Position

DNF Did not finish

DT-W Distance travelled compared to winner in metres

Fastest split

Fastest section

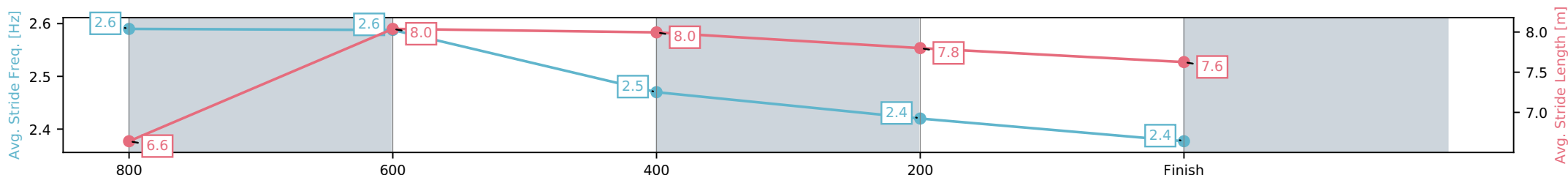
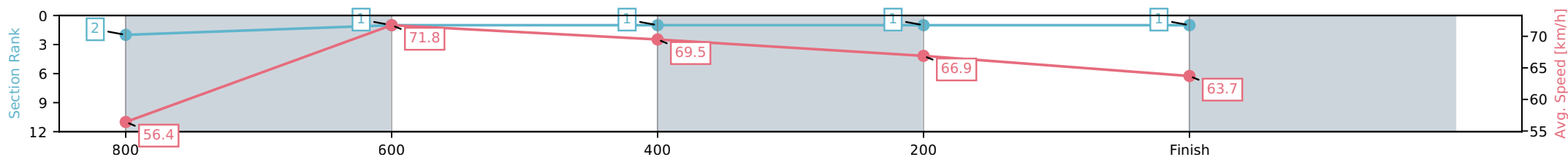
Horse/Jockey Name	Gee Eye Why/Sean Cormack
Finish Rank	1
Fastest Section Time (Section)	0:09.89 (800-600)
Top Speed [km/h] (Section)	73.7 (800-600)
Race State	Finished



Townsville QLD --Professional-2026-05-31
 Race 6: THURINGOWA RSL BENCHMARK 60 Handicap - 1000m
 31 May 2026 - 3:20PM
 Track Rating: Good 4, Weather: Fine, Rail Position: +5m 1000m-W/Post, +4m Remainder



Section	L1000	L800	L600	L400	L200
Section Times	0:55.51 (0:12.80)	0:42.70 [2] (0:09.89)	0:32.82 [1] (0:10.56)	0:22.26 [1] (0:10.87)	0:11.39 [1] (0:11.39)
Average Speed [km/h]	56.4	71.8	69.5	66.9	63.7
Top Speed [km/h]	74.8	74.1	71.2	68.1	65.6
Avg. Dist. to Rail [m]	8.4	3.4	4.0	6.0	6.2
Avg. Stride Freq. [Hz]	2.6	2.6	2.5	2.4	2.4
Avg. Stride Length [m]	6.6	8.0	8.0	7.8	7.6



- [] Ranking at each section and finish
- :-:- No data available at this section
- NA No data available

Horse/Jockey Name	Melo Melo Kava/Adam Sewell
Finish Rank	2
Fastest Section Time (Section)	0:10.15 (800-600)
Top Speed [km/h] (Section)	72.9 (800-600)
Race State	Finished



Townsville QLD --Professional-2026-05-31

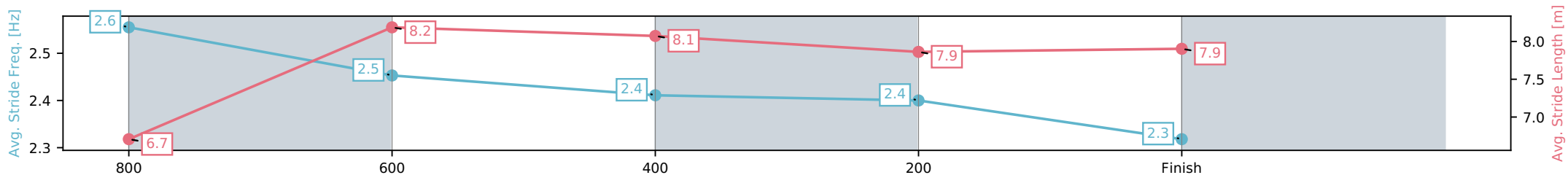
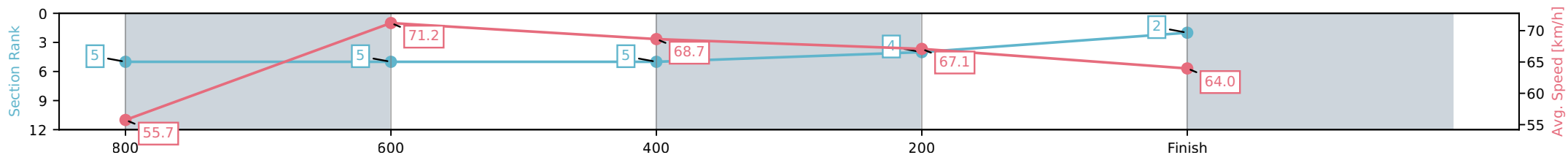
Race 6: THURINGOWA RSL BENCHMARK 60 Handicap - 1000m

31 May 2026 - 3:20PM

Track Rating: Good 4, Weather: Fine, Rail Position: +5m 1000m-W/Post, +4m Remainder



Section	L1000	L800	L600	L400	L200
Section Times	0:55.77 (0:12.91)	0:42.86 [5] (0:10.15)	0:32.70 [5] (0:10.62)	0:22.08 [5] (0:10.83)	0:11.25 [4] (0:11.25)
Average Speed [km/h]	55.7	71.2	68.7	67.1	64.0
Top Speed [km/h]	71.5	72.9	70.8	68.1	67.5
Avg. Dist. to Rail [m]	5.4	1.4	2.7	6.4	7.5
Avg. Stride Freq. [Hz]	2.6	2.5	2.4	2.4	2.3
Avg. Stride Length [m]	6.7	8.2	8.1	7.9	7.9



- [] Ranking at each section and finish
- :-:- No data available at this section
- NA No data available

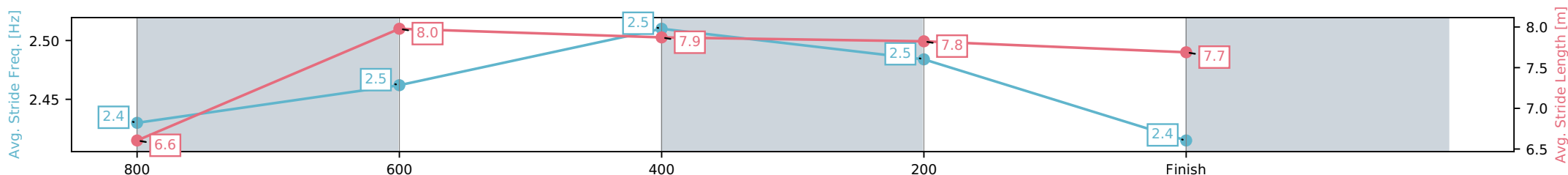
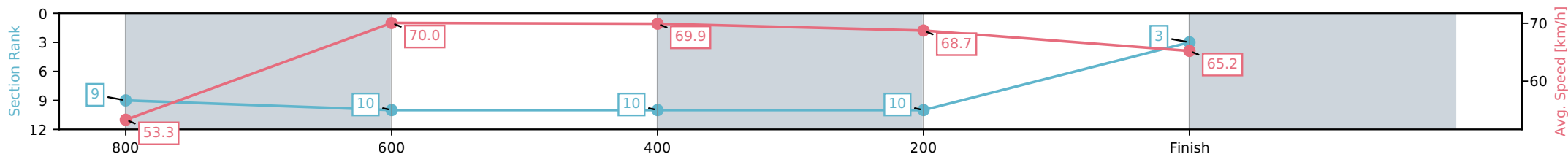
Horse/Jockey Name	Fancy Garter/Wanderson D'Avila
Finish Rank	3
Fastest Section Time (Section)	0:10.36 (800-600)
Top Speed [km/h] (Section)	71.7 (600-400)
Race State	Finished



Townsville QLD --Professional-2026-05-31
 Race 6: THURINGOWA RSL BENCHMARK 60 Handicap - 1000m
 31 May 2026 - 3:20PM
 Track Rating: Good 4, Weather: Fine, Rail Position: +5m 1000m-W/Post, +4m Remainder



Section	L1000	L800	L600	L400	L200
Section Times	0:55.99 (0:13.47)	0:42.52 [9] (0:10.36)	0:32.16 [10] (0:10.52)	0:21.64 [10] (0:10.61)	0:11.03 [10] (0:11.03)
Average Speed [km/h]	53.3	70.0	69.9	68.7	65.2
Top Speed [km/h]	69.3	71.4	71.7	69.6	67.8
Avg. Dist. to Rail [m]	4.4	2.3	4.2	9.4	13.6
Avg. Stride Freq. [Hz]	2.4	2.5	2.5	2.5	2.4
Avg. Stride Length [m]	6.6	8.0	7.9	7.8	7.7



- [] Ranking at each section and finish
- :-:- No data available at this section
- NA No data available

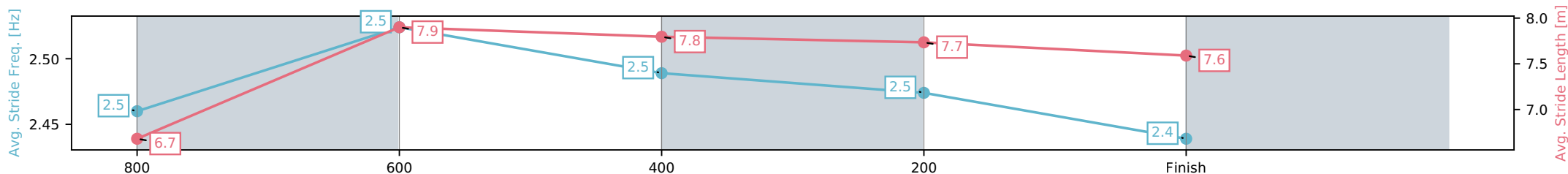
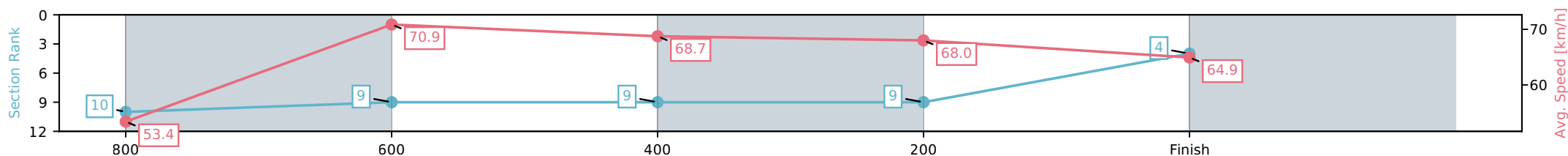
Horse/Jockey Name	Canny Prospect/Ivo Fry
Finish Rank	4
Fastest Section Time (Section)	0:10.18 (800-600)
Top Speed [km/h] (Section)	71.4 (800-600)
Race State	Finished



Townsville QLD --Professional-2026-05-31
 Race 6: THURINGOWA RSL BENCHMARK 60 Handicap - 1000m
 31 May 2026 - 3:20PM
 Track Rating: Good 4, Weather: Fine, Rail Position: +5m 1000m-W/Post, +4m Remainder



Section	L1000	L800	L600	L400	L200
Section Times	0:56.00 (0:13.48)	0:42.52 [10] (0:10.18)	0:32.34 [9] (0:10.60)	0:21.74 [9] (0:10.65)	0:11.09 [9] (0:11.09)
Average Speed [km/h]	53.4	70.9	68.7	68.0	64.9
Top Speed [km/h]	70.6	71.4	69.9	68.4	67.1
Avg. Dist. to Rail [m]	5.7	0.7	2.5	5.0	6.6
Avg. Stride Freq. [Hz]	2.5	2.5	2.5	2.5	2.4
Avg. Stride Length [m]	6.7	7.9	7.8	7.7	7.6



- [] Ranking at each section and finish
- :-:- No data available at this section
- NA No data available

Horse/Jockey Name	Galbalan/Chelsea Jokic
Finish Rank	5
Fastest Section Time (Section)	0:10.13 (800-600)
Top Speed [km/h] (Section)	72.1 (800-600)
Race State	Finished



Townsville QLD --Professional-2026-05-31

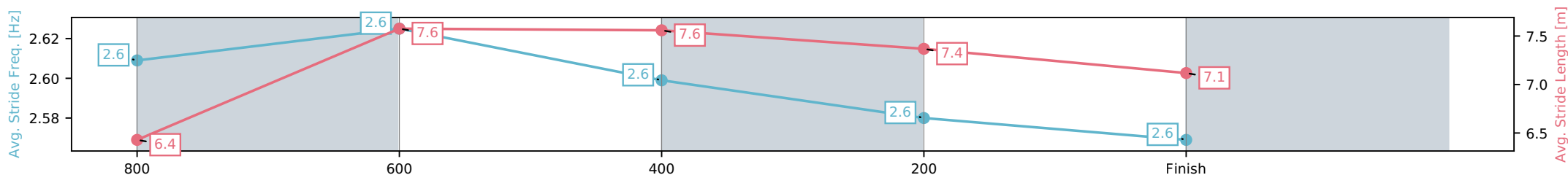
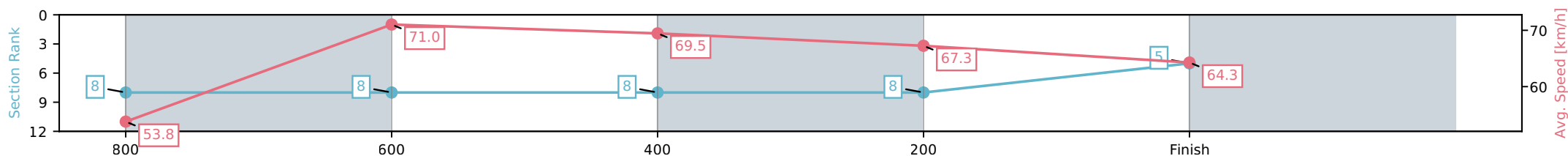
Race 6: THURINGOWA RSL BENCHMARK 60 Handicap - 1000m

31 May 2026 - 3:20PM

Track Rating: Good 4, Weather: Fine, Rail Position: +5m 1000m-W/Post, +4m Remainder



Section	L1000	L800	L600	L400	L200
Section Times	0:56.03 (0:13.37)	0:42.66 [8] (0:10.13)	0:32.52 [8] (0:10.50)	0:22.03 [8] (0:10.82)	0:11.20 [8] (0:11.20)
Average Speed [km/h]	53.8	71.0	69.5	67.3	64.3
Top Speed [km/h]	69.8	72.1	71.0	68.4	66.7
Avg. Dist. to Rail [m]	4.1	0.4	2.7	7.6	10.1
Avg. Stride Freq. [Hz]	2.6	2.6	2.6	2.6	2.6
Avg. Stride Length [m]	6.4	7.6	7.6	7.4	7.1



- [] Ranking at each section and finish
- :-:- No data available at this section
- NA No data available

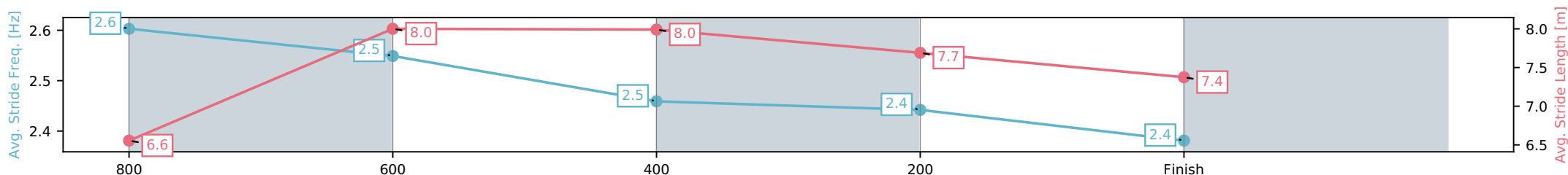
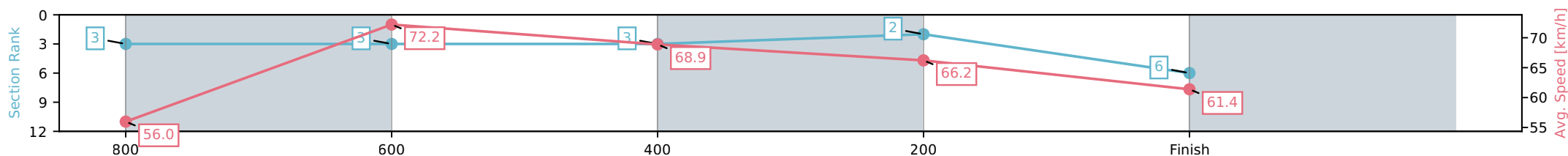
Horse/Jockey Name	Coppabella Road/Lacey Morrison
Finish Rank	6
Fastest Section Time (Section)	0:10.03 (800-600)
Top Speed [km/h] (Section)	73.4 (800-600)
Race State	Finished



Townsville QLD --Professional-2026-05-31
 Race 6: THURINGOWA RSL BENCHMARK 60 Handicap - 1000m
 31 May 2026 - 3:20PM
 Track Rating: Good 4, Weather: Fine, Rail Position: +5m 1000m-W/Post, +4m Remainder



Section	L1000	L800	L600	L400	L200
Section Times	0:56.16 (0:12.82)	0:43.34 [3] (0:10.03)	0:33.32 [3] (0:10.58)	0:22.74 [3] (0:10.93)	0:11.81 [2] (0:11.81)
Average Speed [km/h]	56.0	72.2	68.9	66.2	61.4
Top Speed [km/h]	73.4	73.4	71.0	67.4	64.4
Avg. Dist. to Rail [m]	6.5	1.7	2.3	4.3	5.0
Avg. Stride Freq. [Hz]	2.6	2.5	2.5	2.4	2.4
Avg. Stride Length [m]	6.6	8.0	8.0	7.7	7.4



- [] Ranking at each section and finish
- :-:- No data available at this section
- NA No data available

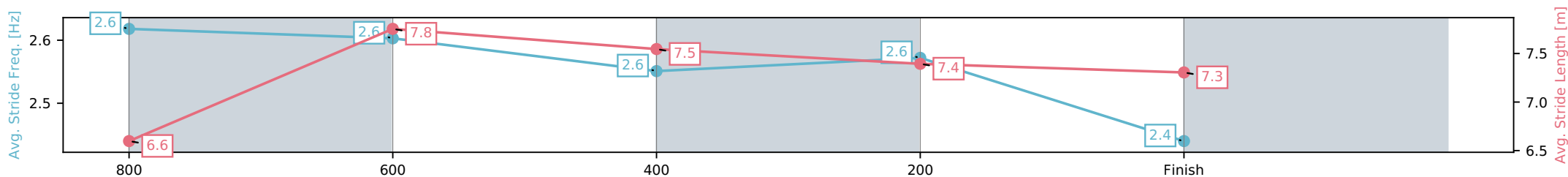
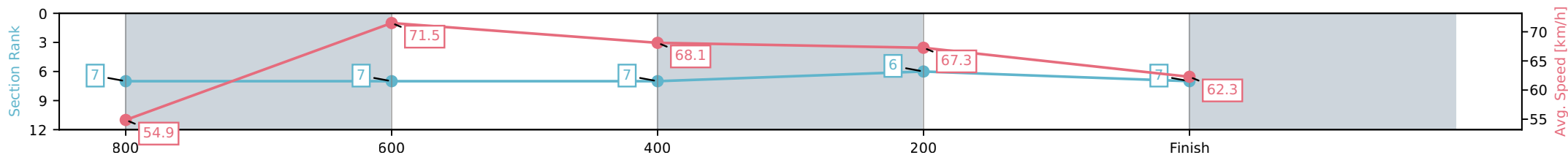
Horse/Jockey Name	Dragon Tales/Aidan Holt
Finish Rank	7
Fastest Section Time (Section)	0:10.08 (800-600)
Top Speed [km/h] (Section)	73.2 (800-600)
Race State	Finished



Townsville QLD --Professional-2026-05-31
 Race 6: THURINGOWA RSL BENCHMARK 60 Handicap - 1000m
 31 May 2026 - 3:20PM
 Track Rating: Good 4, Weather: Fine, Rail Position: +5m 1000m-W/Post, +4m Remainder



Section	L1000	L800	L600	L400	L200
Section Times	0:56.21 (0:13.13)	0:43.08 [7] (0:10.08)	0:33.00 [7] (0:10.67)	0:22.33 [7] (0:10.78)	0:11.55 [6] (0:11.55)
Average Speed [km/h]	54.9	71.5	68.1	67.3	62.3
Top Speed [km/h]	72.9	73.2	70.5	68.2	65.7
Avg. Dist. to Rail [m]	6.1	0.3	1.9	5.6	8.0
Avg. Stride Freq. [Hz]	2.6	2.6	2.6	2.6	2.4
Avg. Stride Length [m]	6.6	7.8	7.5	7.4	7.3



- [] Ranking at each section and finish
- :-:- No data available at this section
- NA No data available

Horse/Jockey Name	Threebrothers/Rachel Shred
Finish Rank	8
Fastest Section Time (Section)	0:10.08 (800-600)
Top Speed [km/h] (Section)	73.6 (800-600)
Race State	Finished



Townsville QLD --Professional-2026-05-31

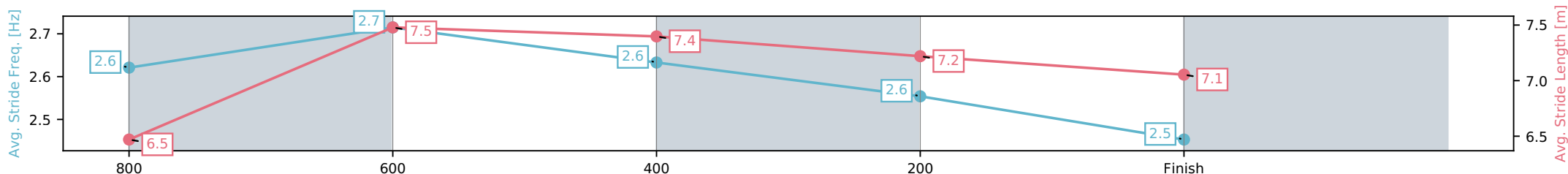
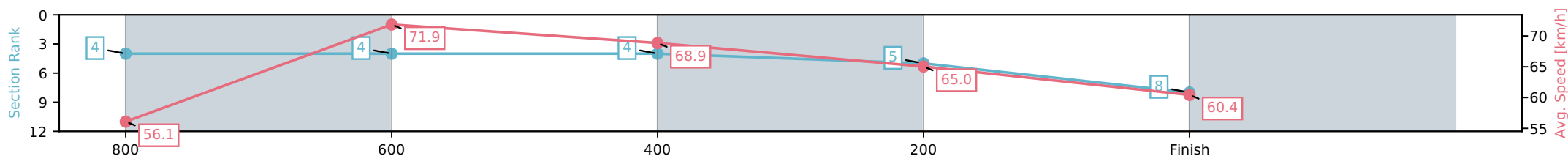
Race 6: THURINGOWA RSL BENCHMARK 60 Handicap - 1000m

31 May 2026 - 3:20PM

Track Rating: Good 4, Weather: Fine, Rail Position: +5m 1000m-W/Post, +4m Remainder



Section	L1000	L800	L600	L400	L200
Section Times	0:56.42 (0:12.82)	0:43.60 [4] (0:10.08)	0:33.52 [4] (0:10.56)	0:22.96 [4] (0:11.13)	0:11.83 [5] (0:11.83)
Average Speed [km/h]	56.1	71.9	68.9	65.0	60.4
Top Speed [km/h]	73.1	73.6	70.8	66.7	64.2
Avg. Dist. to Rail [m]	1.9	1.6	2.0	4.1	4.9
Avg. Stride Freq. [Hz]	2.6	2.7	2.6	2.6	2.5
Avg. Stride Length [m]	6.5	7.5	7.4	7.2	7.1



- [] Ranking at each section and finish
- :-:- No data available at this section
- NA No data available

Horse/Jockey Name	Golden Octavian/Ryan Wiggins
Finish Rank	9
Fastest Section Time (Section)	0:10.10 (800-600)
Top Speed [km/h] (Section)	72.7 (800-600)
Race State	Finished



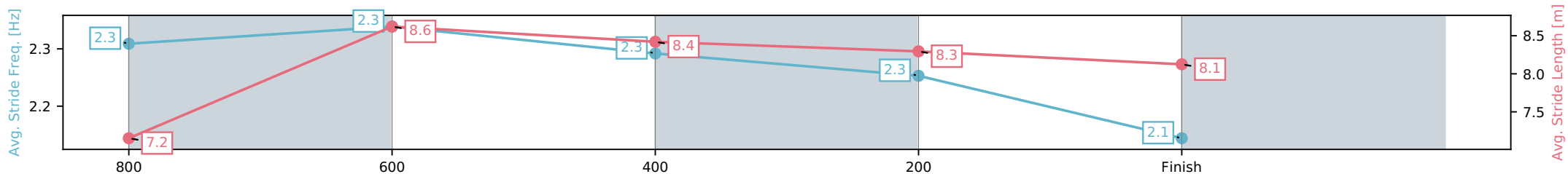
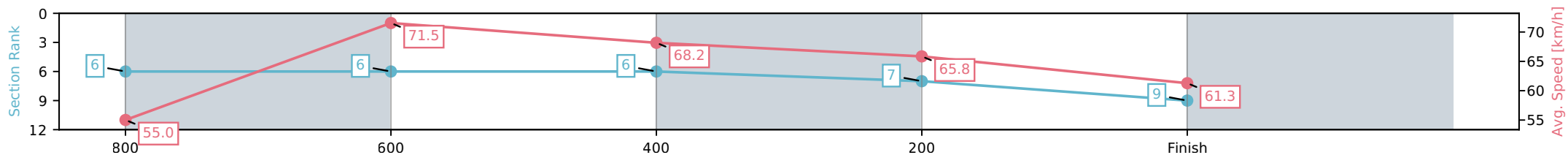
Townsville QLD --Professional-2026-05-31
 Race 6: THURINGOWA RSL BENCHMARK 60 Handicap - 1000m

31 May 2026 - 3:20PM

Track Rating: Good 4, Weather: Fine, Rail Position: +5m 1000m-W/Post, +4m Remainder



Section	L1000	L800	L600	L400	L200
Section Times	0:56.57 (0:13.08)	0:43.49 [6] (0:10.10)	0:33.39 [6] (0:10.58)	0:22.81 [6] (0:10.98)	0:11.83 [7] (0:11.83)
Average Speed [km/h]	55.0	71.5	68.2	65.8	61.3
Top Speed [km/h]	71.3	72.7	69.9	67.3	64.5
Avg. Dist. to Rail [m]	3.5	1.0	0.7	3.2	2.8
Avg. Stride Freq. [Hz]	2.3	2.3	2.3	2.3	2.1
Avg. Stride Length [m]	7.2	8.6	8.4	8.3	8.1



- [] Ranking at each section and finish
- :-:- No data available at this section
- NA No data available

Horse/Jockey Name	Our Addiction/Nathan Thomas
Finish Rank	10
Fastest Section Time (Section)	0:10.03 (800-600)
Top Speed [km/h] (Section)	73.0 (800-600)
Race State	Finished



Townsville QLD --Professional-2026-05-31

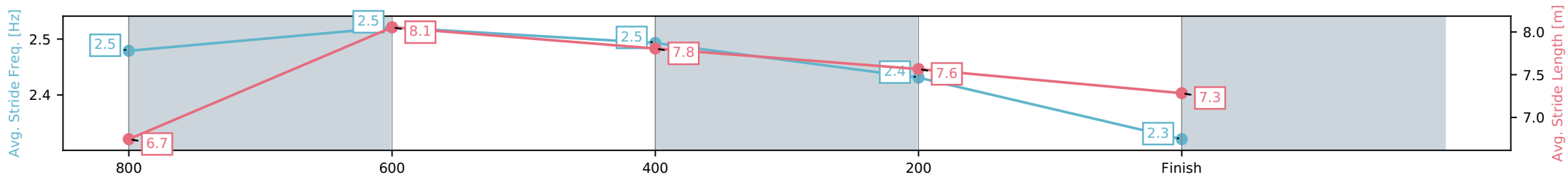
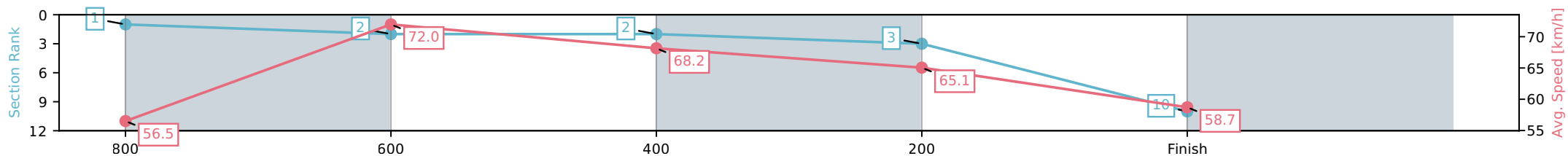
Race 6: THURINGOWA RSL BENCHMARK 60 Handicap - 1000m

31 May 2026 - 3:20PM

Track Rating: Good 4, Weather: Fine, Rail Position: +5m 1000m-W/Post, +4m Remainder



Section	L1000	L800	L600	L400	L200
Section Times	0:56.69 (0:12.70)	0:43.99 [1] (0:10.03)	0:33.96 [2] (0:10.62)	0:23.34 [2] (0:11.14)	0:12.19 [3] (0:12.19)
Average Speed [km/h]	56.5	72.0	68.2	65.1	58.7
Top Speed [km/h]	72.5	73.0	71.4	66.3	62.9
Avg. Dist. to Rail [m]	1.0	0.7	1.3	3.3	4.2
Avg. Stride Freq. [Hz]	2.5	2.5	2.5	2.4	2.3
Avg. Stride Length [m]	6.7	8.1	7.8	7.6	7.3



- [] Ranking at each section and finish
- :-:- No data available at this section
- NA No data available



Townsville QLD
Race 7: TOWNSVILLE RSL BENCHMARK 70 Handicap - 1200m
 31 May 2026 - 4:00PM



Track Rating: Good 4, Weather: Fine, Rail Position: +5m 1000m-W/Post, +4m Remainder

Field Times (Race Tempo) 1:09.07 0:55.43 0:44.73 0:33.89 0:22.69 0:11.58
 (0:13.64) (0:10.70) (0:10.84) (0:11.20) (0:11.11) (0:11.58)

Rank	TAB#	Horse	Overall Time	First 400m	Top Speed km/h (Section)	L1200	L1000	L800	L600	L400	L200		
	(BAR#)	Jockey	Margin (DT-W)	Last 600m	Fastest Section (Time)	Start - 1000	1000 - 800	800 - 600	600 - 400	400 - 200	200 - Finish		
1	8	Khumbila	1:09.07	0:25.12	69.4 (1000-800)	1:09.07	0:54.69 [7]	0:43.95 [7]	0:33.32 [6]	0:22.24 [5]	0:11.38 [4]		
	(9)	Tahlia Fenlon		0:33.31	800-600 (0:10.63)	(0:14.38)	(0:10.74)	(0:10.63)	(0:11.07)	(0:10.86)	(0:11.38)		
2	4	Dealing's Done	1:09.10	0:25.43	68.4 (600-400)	1:09.10	0:54.59 [9]	0:43.68 [9]	0:32.94 [9]	0:21.96 [9]	0:11.14 [8]		
	(1)	Olivia Kendal	0.1L (-3)	0:32.93	800-600 (0:10.74)	(0:14.51)	(0:10.92)	(0:10.74)	(0:10.97)	(0:10.82)	(0:11.14)		
3	11	Dalt Jaz	1:09.11	0:24.34	68.6 (1000-800)	1:09.11	0:55.47 [1]	0:44.77 [1]	0:33.93 [1]	0:22.73 [1]	0:11.62 [1]		
	(3)	Adam Sewell	0.2L (-4)	0:33.93	1000-800 (0:10.70)	(0:13.64)	(0:10.70)	(0:10.84)	(0:11.20)	(0:11.11)	(0:11.62)		
4	10	Materialist	1:09.16	0:25.20	68.4 (1000-800)	1:09.16	0:54.76 [8]	0:43.96 [8]	0:33.18 [8]	0:22.18 [8]	0:11.30 [6]		
	(6)	Chelsea Jokic	0.5L (+0)	0:33.17	800-600 (0:10.78)	(0:14.40)	(0:10.80)	(0:10.78)	(0:11.00)	(0:10.87)	(0:11.30)		
5	5	Nolan	1:09.25	0:24.68	68.7 (800-600)	1:09.25	0:55.42 [2]	0:44.57 [3]	0:33.93 [2]	0:22.81 [2]	0:11.70 [2]		
	(8)	Aidan Holt	1.0L (-1)	0:33.93	800-600 (0:10.65)	(0:13.83)	(0:10.85)	(0:10.65)	(0:11.12)	(0:11.11)	(0:11.70)		
6	2	Colours Of Autumn	1:09.30	0:25.09	68.8 (1000-800)	1:09.30	0:55.07 [6]	0:44.21 [6]	0:33.44 [7]	0:22.34 [7]	0:11.31 [9]		
	(2)	Fiona Sandkuhl	1.3L (-4)	0:33.45	800-600 (0:10.77)	(0:14.23)	(0:10.86)	(0:10.77)	(0:11.11)	(0:11.03)	(0:11.31)		
7	3	Aged Care	1:09.30	0:24.83	68.5 (800-600)	1:09.30	0:55.38 [4]	0:44.48 [4]	0:33.74 [4]	0:22.67 [4]	0:11.64 [3]		
	(7)	Nathan Thomas	1.3L (+1)	0:33.74	800-600 (0:10.73)	(0:13.92)	(0:10.91)	(0:10.73)	(0:11.07)	(0:11.03)	(0:11.64)		
8	9	Maximum Power	1:09.41	0:24.87	68.5 (1000-800)	1:09.41	0:55.32 [5]	0:44.54 [5]	0:33.84 [5]	0:22.56 [6]	0:11.55 [6]		
	(4)	Ivo Fry	2.0L (-5)	0:33.83	800-600 (0:10.70)	(0:14.09)	(0:10.78)	(0:10.70)	(0:11.28)	(0:11.00)	(0:11.55)		
9	6	Rubunkar	1:09.42	0:24.67	67.7 (1000-800)	1:09.42	0:55.58 [3]	0:44.76 [2]	0:33.98 [3]	0:22.84 [3]	0:11.70 [5]		
	(5)	Lacey Morrison	2.0L (-6)	0:33.99	800-600 (0:10.78)	(0:13.84)	(0:10.83)	(0:10.78)	(0:11.14)	(0:11.15)	(0:11.70)		

Scratched: Outback Action (#1), Betterlucknexttime (#7)

Report Created: Sun 31 May 2026

(Note: Races are conducted over an approximate distance as close as possible to the advertised distance, and recorded data may vary accordingly. Official times refer to race times only and do not include handicap times.)

[] Position in running at each section and finish TAB# Saddle cloth number

Fastest split

-:-:- No data available at this section

BAR# Barrier/Gate Position

Fastest section

NA No data available

DNF Did not finish

DNT Did not track

DT-W Distance travelled compared to winner in metres

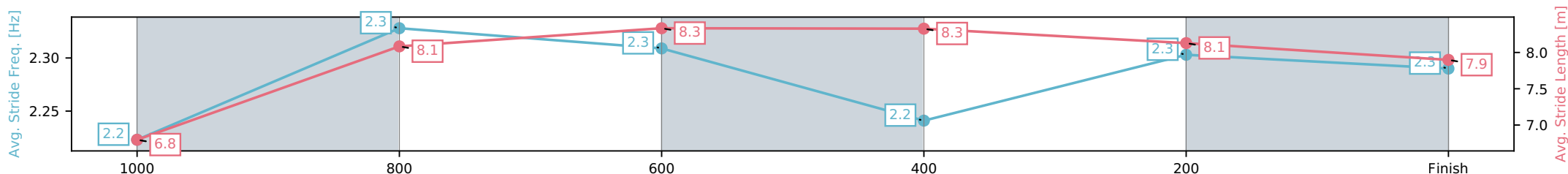
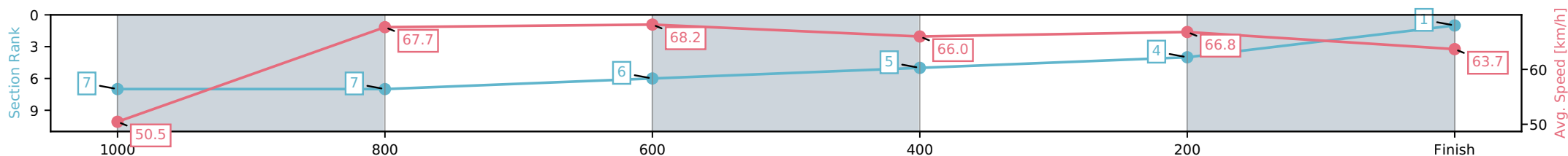
Horse/Jockey Name	Khumbila/Tahlia Fenlon
Finish Rank	1
Fastest Section Time (Section)	0:10.63 (800-600)
Top Speed [km/h] (Section)	69.4 (1000-800)
Race State	Finished



Townsville QLD --Professional-2026-05-31
 Race 7: TOWNSVILLE RSL BENCHMARK 70 Handicap - 1200m
 31 May 2026 - 4:00PM
 Track Rating: Good 4, Weather: Fine, Rail Position: +5m 1000m-W/Post, +4m Remainder



Section	L1200	L1000	L800	L600	L400	L200
Section Times	1:09.07 (0:14.38)	0:54.69 [7] (0:10.74)	0:43.95 [7] (0:10.63)	0:33.32 [6] (0:11.07)	0:22.24 [5] (0:10.86)	0:11.38 [4] (0:11.38)
Average Speed [km/h]	50.5	67.7	68.2	66.0	66.8	63.7
Top Speed [km/h]	64.6	69.4	69.0	67.1	67.6	66.0
Avg. Dist. to Rail [m]	7.0	1.7	1.9	3.0	5.3	7.2
Avg. Stride Freq. [Hz]	2.2	2.3	2.3	2.2	2.3	2.3
Avg. Stride Length [m]	6.8	8.1	8.3	8.3	8.1	7.9



- [] Ranking at each section and finish
- :-:- No data available at this section
- NA No data available

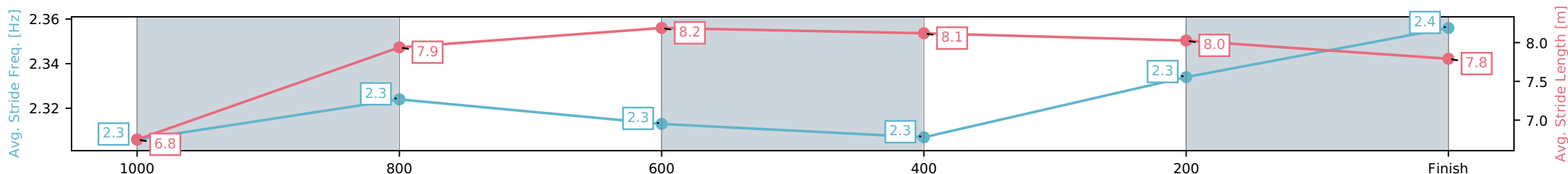
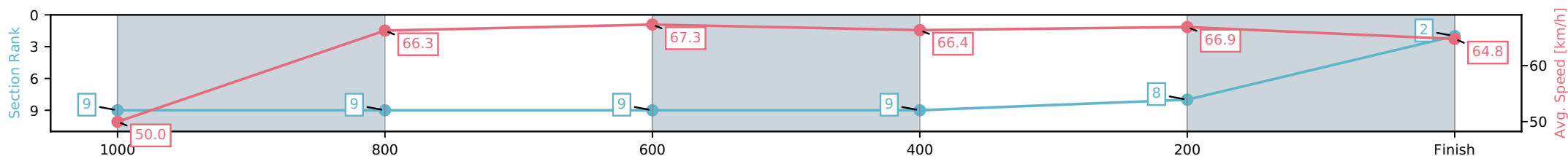
Horse/Jockey Name	Dealing's Done/Olivia Kendal
Finish Rank	2
Fastest Section Time (Section)	0:10.74 (800-600)
Top Speed [km/h] (Section)	68.4 (600-400)
Race State	Finished



Townsville QLD --Professional-2026-05-31
 Race 7: TOWNSVILLE RSL BENCHMARK 70 Handicap - 1200m
 31 May 2026 - 4:00PM
 Track Rating: Good 4, Weather: Fine, Rail Position: +5m 1000m-W/Post, +4m Remainder



Section	L1200	L1000	L800	L600	L400	L200
Section Times	1:09.10 (0:14.51)	0:54.59 [9] (0:10.92)	0:43.68 [9] (0:10.74)	0:32.94 [9] (0:10.97)	0:21.96 [9] (0:10.82)	0:11.14 [8] (0:11.14)
Average Speed [km/h]	50.0	66.3	67.3	66.4	66.9	64.8
Top Speed [km/h]	64.6	68.0	68.2	68.4	67.7	67.3
Avg. Dist. to Rail [m]	2.1	1.2	1.3	2.0	4.0	8.2
Avg. Stride Freq. [Hz]	2.3	2.3	2.3	2.3	2.3	2.4
Avg. Stride Length [m]	6.8	7.9	8.2	8.1	8.0	7.8



- [] Ranking at each section and finish
- :-:- No data available at this section
- NA No data available

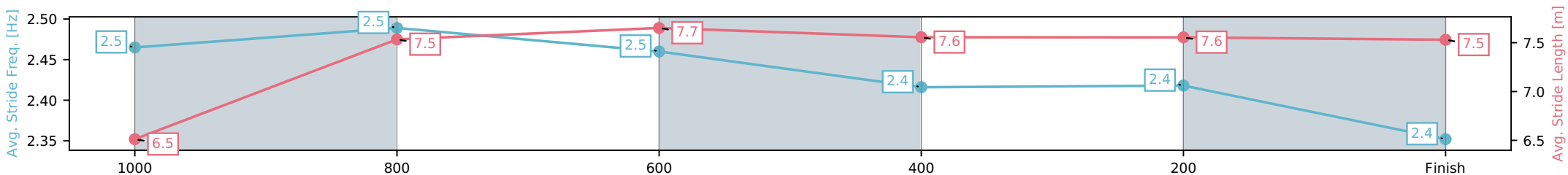
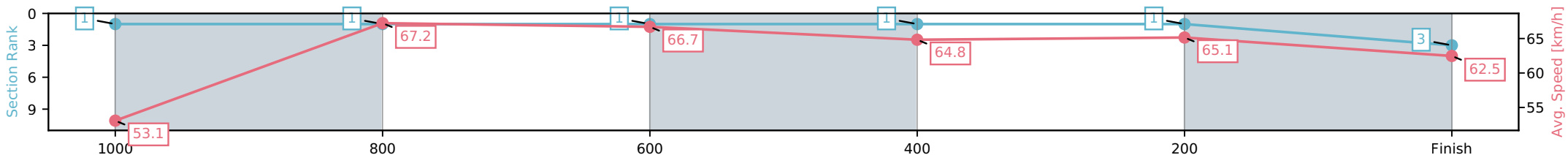
Horse/Jockey Name	Dalt Jaz/Adam Sewell
Finish Rank	3
Fastest Section Time (Section)	0:10.70 (1000-800)
Top Speed [km/h] (Section)	68.6 (1000-800)
Race State	Finished



Townsville QLD --Professional-2026-05-31
 Race 7: TOWNSVILLE RSL BENCHMARK 70 Handicap - 1200m
 31 May 2026 - 4:00PM
 Track Rating: Good 4, Weather: Fine, Rail Position: +5m 1000m-W/Post, +4m Remainder



Section	L1200	L1000	L800	L600	L400	L200
Section Times	1:09.11 (0:13.64)	0:55.47 [1] (0:10.70)	0:44.77 [1] (0:10.84)	0:33.93 [1] (0:11.20)	0:22.73 [1] (0:11.11)	0:11.62 [1] (0:11.62)
Average Speed [km/h]	53.1	67.2	66.7	64.8	65.1	62.5
Top Speed [km/h]	65.9	68.6	68.3	66.2	66.0	65.4
Avg. Dist. to Rail [m]	2.5	0.7	0.8	1.8	2.8	4.5
Avg. Stride Freq. [Hz]	2.5	2.5	2.5	2.4	2.4	2.4
Avg. Stride Length [m]	6.5	7.5	7.7	7.6	7.6	7.5



[] Ranking at each section and finish
 -:-:- No data available at this section
 NA No data available

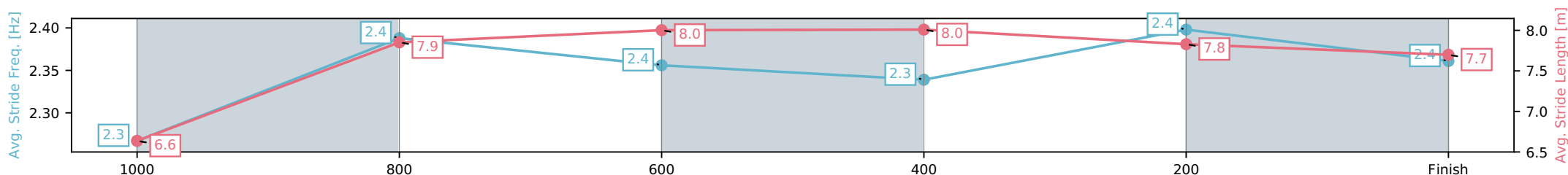
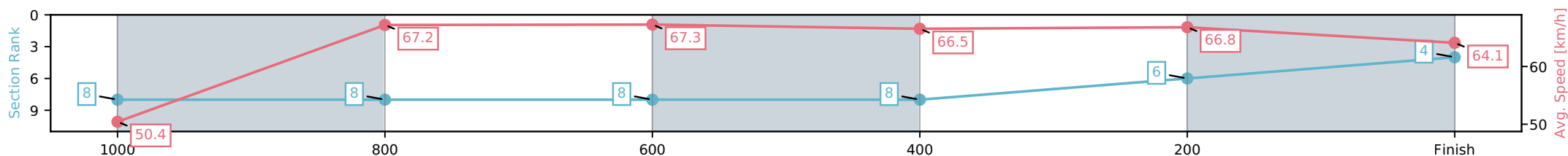
Horse/Jockey Name	Materialist/Chelsea Jokic
Finish Rank	4
Fastest Section Time (Section)	0:10.78 (800-600)
Top Speed [km/h] (Section)	68.4 (1000-800)
Race State	Finished



Townsville QLD --Professional-2026-05-31
 Race 7: TOWNSVILLE RSL BENCHMARK 70 Handicap - 1200m
 31 May 2026 - 4:00PM
 Track Rating: Good 4, Weather: Fine, Rail Position: +5m 1000m-W/Post, +4m Remainder



Section	L1200	L1000	L800	L600	L400	L200
Section Times	1:09.16 (0:14.40)	0:54.76 [8] (0:10.80)	0:43.96 [8] (0:10.78)	0:33.18 [8] (0:11.00)	0:22.18 [8] (0:10.87)	0:11.30 [6] (0:11.30)
Average Speed [km/h]	50.4	67.2	67.3	66.5	66.8	64.1
Top Speed [km/h]	64.7	68.4	67.6	67.5	67.2	66.2
Avg. Dist. to Rail [m]	4.7	1.6	1.8	3.2	6.1	9.8
Avg. Stride Freq. [Hz]	2.3	2.4	2.4	2.3	2.4	2.4
Avg. Stride Length [m]	6.6	7.9	8.0	8.0	7.8	7.7



[] Ranking at each section and finish
 -:-:- No data available at this section
 NA No data available

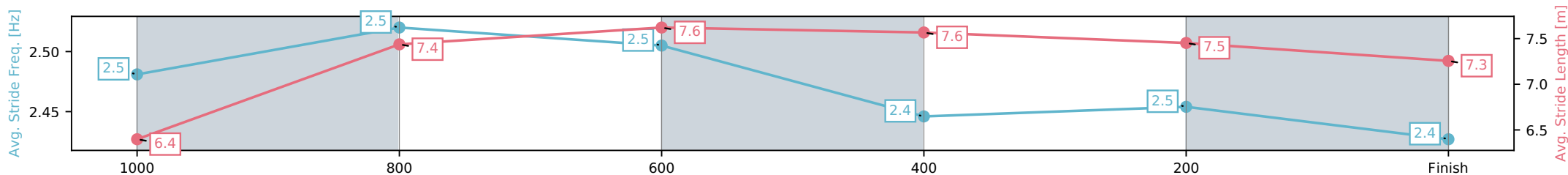
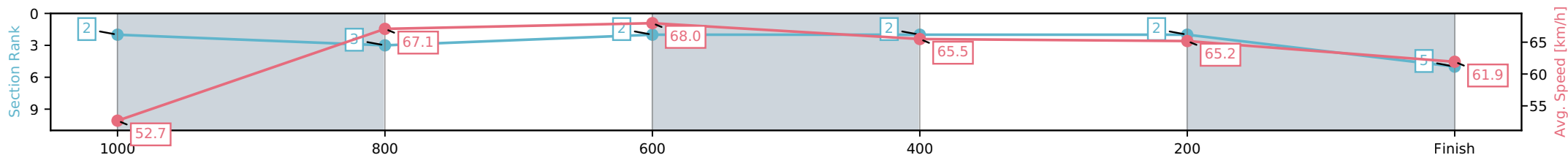
Horse/Jockey Name	Nolan/Aidan Holt
Finish Rank	5
Fastest Section Time (Section)	0:10.65 (800-600)
Top Speed [km/h] (Section)	68.7 (800-600)
Race State	Finished



Townsville QLD --Professional-2026-05-31
 Race 7: TOWNSVILLE RSL BENCHMARK 70 Handicap - 1200m
 31 May 2026 - 4:00PM
 Track Rating: Good 4, Weather: Fine, Rail Position: +5m 1000m-W/Post, +4m Remainder



Section	L1200	L1000	L800	L600	L400	L200
Section Times	1:09.25 (0:13.83)	0:55.42 [2] (0:10.85)	0:44.57 [3] (0:10.65)	0:33.93 [2] (0:11.12)	0:22.81 [2] (0:11.11)	0:11.70 [2] (0:11.70)
Average Speed [km/h]	52.7	67.1	68.0	65.5	65.2	61.9
Top Speed [km/h]	65.9	68.1	68.7	66.8	66.0	63.6
Avg. Dist. to Rail [m]	8.1	1.9	1.5	2.2	3.3	4.2
Avg. Stride Freq. [Hz]	2.5	2.5	2.5	2.4	2.5	2.4
Avg. Stride Length [m]	6.4	7.4	7.6	7.6	7.5	7.3



[] Ranking at each section and finish
 -:-:- No data available at this section
 NA No data available

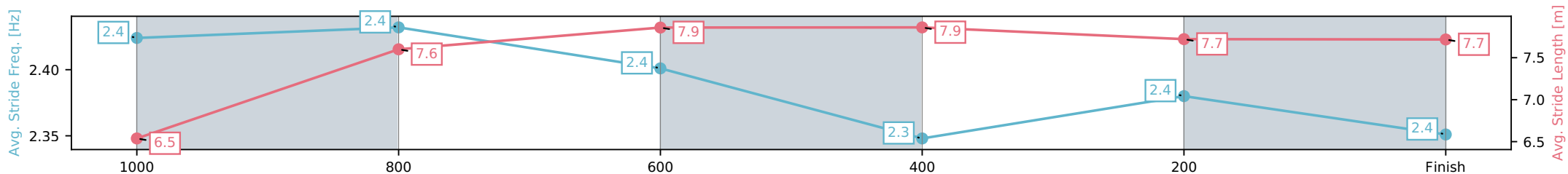
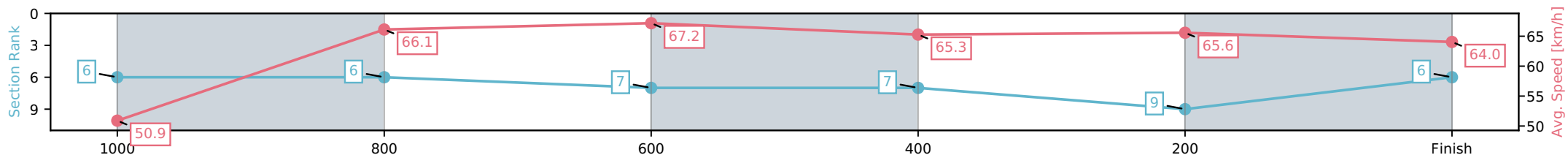
Horse/Jockey Name	Colours Of Autumn/Fiona Sandkuhl
Finish Rank	6
Fastest Section Time (Section)	0:10.77 (800-600)
Top Speed [km/h] (Section)	68.8 (1000-800)
Race State	Finished



Townsville QLD --Professional-2026-05-31
 Race 7: TOWNSVILLE RSL BENCHMARK 70 Handicap - 1200m
 31 May 2026 - 4:00PM
 Track Rating: Good 4, Weather: Fine, Rail Position: +5m 1000m-W/Post, +4m Remainder



Section	L1200	L1000	L800	L600	L400	L200
Section Times	1:09.30 (0:14.23)	0:55.07 [6] (0:10.86)	0:44.21 [6] (0:10.77)	0:33.44 [7] (0:11.11)	0:22.34 [7] (0:11.03)	0:11.31 [9] (0:11.31)
Average Speed [km/h]	50.9	66.1	67.2	65.3	65.6	64.0
Top Speed [km/h]	64.7	68.8	68.8	67.8	66.8	66.1
Avg. Dist. to Rail [m]	2.0	0.8	1.0	1.6	2.5	6.5
Avg. Stride Freq. [Hz]	2.4	2.4	2.4	2.3	2.4	2.4
Avg. Stride Length [m]	6.5	7.6	7.9	7.9	7.7	7.7



[] Ranking at each section and finish
 -:-:- No data available at this section
 NA No data available

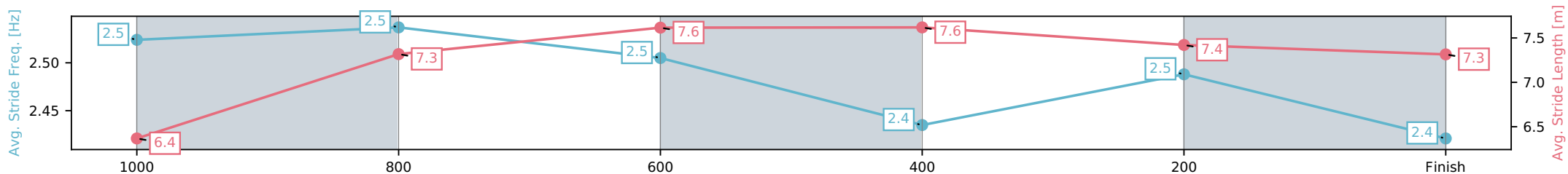
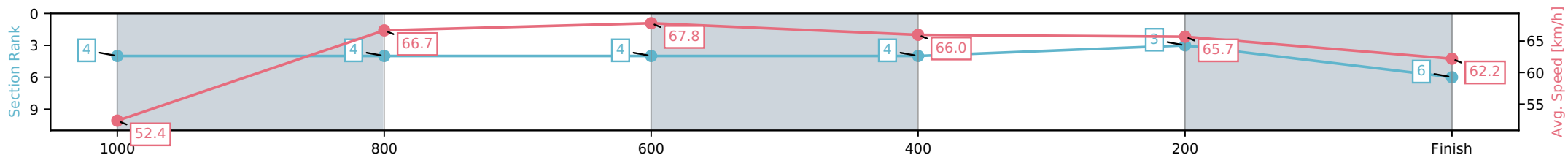
Horse/Jockey Name	Aged Care/Nathan Thomas
Finish Rank	7
Fastest Section Time (Section)	0:10.73 (800-600)
Top Speed [km/h] (Section)	68.5 (800-600)
Race State	Finished



Townsville QLD --Professional-2026-05-31
 Race 7: TOWNSVILLE RSL BENCHMARK 70 Handicap - 1200m
 31 May 2026 - 4:00PM
 Track Rating: Good 4, Weather: Fine, Rail Position: +5m 1000m-W/Post, +4m Remainder



Section	L1200	L1000	L800	L600	L400	L200
Section Times	1:09.30 (0:13.92)	0:55.38 [4] (0:10.91)	0:44.48 [4] (0:10.73)	0:33.74 [4] (0:11.07)	0:22.67 [4] (0:11.03)	0:11.64 [3] (0:11.64)
Average Speed [km/h]	52.4	66.7	67.8	66.0	65.7	62.2
Top Speed [km/h]	65.3	68.1	68.5	67.3	66.1	64.5
Avg. Dist. to Rail [m]	5.0	2.1	2.5	2.9	4.1	5.6
Avg. Stride Freq. [Hz]	2.5	2.5	2.5	2.4	2.5	2.4
Avg. Stride Length [m]	6.4	7.3	7.6	7.6	7.4	7.3



- [] Ranking at each section and finish
- :-:- No data available at this section
- NA No data available

Horse/Jockey Name	Maximum Power/Ivo Fry
Finish Rank	8
Fastest Section Time (Section)	0:10.70 (800-600)
Top Speed [km/h] (Section)	68.5 (1000-800)
Race State	Finished



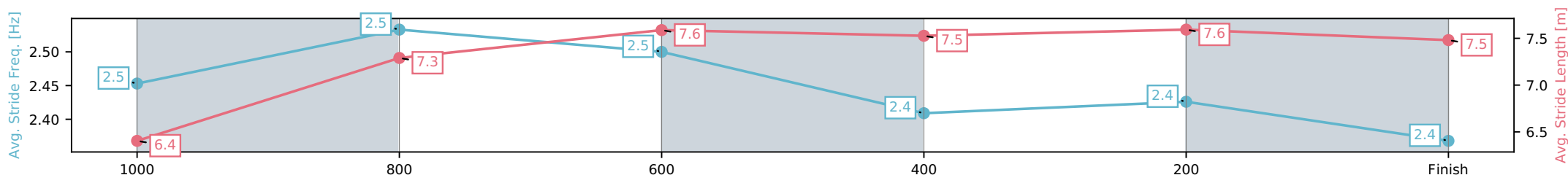
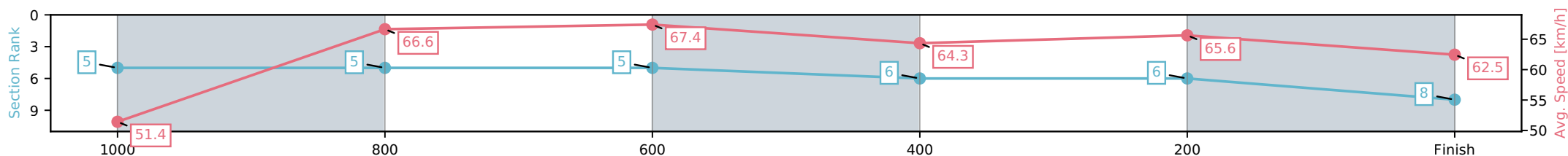
Townsville QLD --Professional-2026-05-31
 Race 7: TOWNSVILLE RSL BENCHMARK 70 Handicap - 1200m

31 May 2026 - 4:00PM

Track Rating: Good 4, Weather: Fine, Rail Position: +5m 1000m-W/Post, +4m Remainder



Section	L1200	L1000	L800	L600	L400	L200
Section Times	1:09.41 (0:14.09)	0:55.32 [5] (0:10.78)	0:44.54 [5] (0:10.70)	0:33.84 [5] (0:11.28)	0:22.56 [6] (0:11.00)	0:11.55 [6] (0:11.55)
Average Speed [km/h]	51.4	66.6	67.4	64.3	65.6	62.5
Top Speed [km/h]	64.5	68.5	68.5	65.8	67.1	64.2
Avg. Dist. to Rail [m]	3.0	0.8	0.6	1.6	1.9	3.3
Avg. Stride Freq. [Hz]	2.5	2.5	2.5	2.4	2.4	2.4
Avg. Stride Length [m]	6.4	7.3	7.6	7.5	7.6	7.5



- [] Ranking at each section and finish
- :-:- No data available at this section
- NA No data available

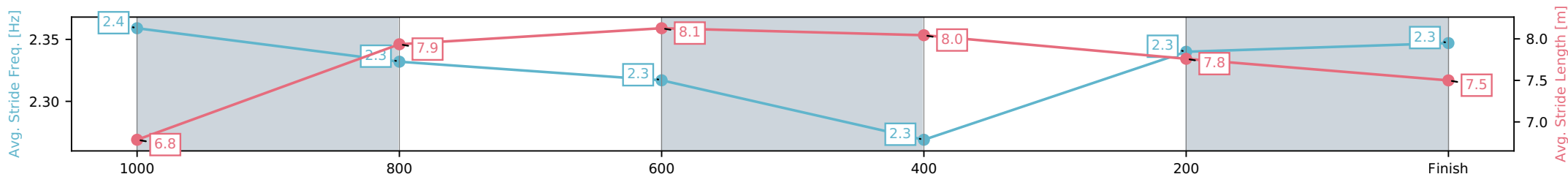
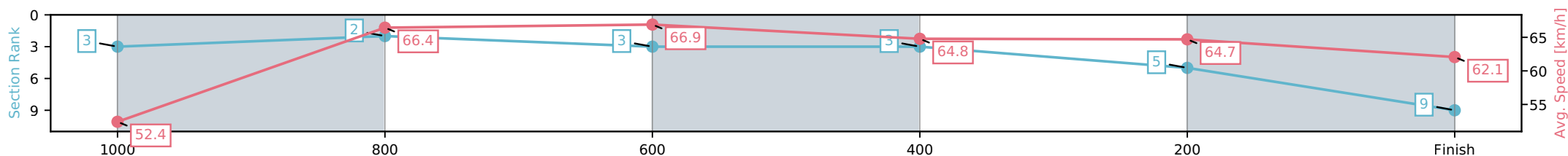
Horse/Jockey Name	Rubunkar/Lacey Morrison
Finish Rank	9
Fastest Section Time (Section)	0:10.78 (800-600)
Top Speed [km/h] (Section)	67.7 (1000-800)
Race State	Finished



Townsville QLD --Professional-2026-05-31
 Race 7: TOWNSVILLE RSL BENCHMARK 70 Handicap - 1200m
 31 May 2026 - 4:00PM
 Track Rating: Good 4, Weather: Fine, Rail Position: +5m 1000m-W/Post, +4m Remainder



Section	L1200	L1000	L800	L600	L400	L200
Section Times	1:09.42 (0:13.84)	0:55.58 [3] (0:10.83)	0:44.76 [2] (0:10.78)	0:33.98 [3] (0:11.14)	0:22.84 [3] (0:11.15)	0:11.70 [5] (0:11.70)
Average Speed [km/h]	52.4	66.4	66.9	64.8	64.7	62.1
Top Speed [km/h]	64.4	67.7	67.4	66.1	65.1	64.4
Avg. Dist. to Rail [m]	3.5	0.4	0.5	0.6	1.4	2.6
Avg. Stride Freq. [Hz]	2.4	2.3	2.3	2.3	2.3	2.3
Avg. Stride Length [m]	6.8	7.9	8.1	8.0	7.8	7.5



[] Ranking at each section and finish
 -:-:- No data available at this section
 NA No data available



Townsville QLD
 Race 8: BELLE PROPERTY BENCHMARK 50 Handicap - 1200m
 31 May 2026 - 4:33PM



Track Rating: Good 4, Weather: Fine, Rail Position: +5m 1000m-W/Post, +4m Remainder

Field Times
 (Race Tempo) 1:10.28 0:56.57 0:45.59 0:34.54 0:23.31 0:11.89
 (0:13.71) (0:10.98) (0:11.05) (0:11.23) (0:11.43) (0:11.89)

Rank	TAB#	Horse	Overall Time	First 400m	Top Speed km/h (Section)	L1200	L1000	L800	L600	L400	L200		
	(BAR#)	Jockey	Margin (DT-W)	Last 600m	Fastest Section (Time)	Start - 1000	1000 - 800	800 - 600	600 - 400	400 - 200	200 - Finish		
1	3	Colonel Parker	1:10.28	0:24.69	66.8 (1000-800)	1:10.28	0:56.49 [2]	0:45.59 [1]	0:34.54 [1]	0:23.31 [1]	0:11.89 [1]		
	(4)	Lacey Morrison		0:34.55	1000-800 (0:10.90)	(0:13.79)	(0:10.90)	(0:11.05)	(0:11.23)	(0:11.43)	(0:11.89)		
2	2	Hell Of A Trip	1:10.33	0:25.28	67.3 (800-600)	1:10.33	0:56.18 [8]	0:45.04 [8]	0:34.06 [8]	0:22.86 [6]	0:11.52 [6]		
	(3)	Aidan Holt	0.3L (-4)	0:34.05	800-600 (0:10.98)	(0:14.15)	(0:11.13)	(0:10.98)	(0:11.19)	(0:11.34)	(0:11.52)		
3	6	Breeches	1:10.34	0:24.98	68.0 (1000-800)	1:10.34	0:56.41 [4]	0:45.36 [5]	0:34.32 [5]	0:23.12 [5]	0:11.87 [2]		
	(5)	Ryan Wiggins	0.3L (+2)	0:34.31	800-600 (0:11.04)	(0:13.93)	(0:11.05)	(0:11.04)	(0:11.20)	(0:11.24)	(0:11.87)		
4	13	Diamond Lucy	1:10.59	0:24.94	66.8 (1000-800)	1:10.59	0:56.59 [6]	0:45.65 [4]	0:34.62 [4]	0:23.38 [4]	0:12.00 [3]		
	(1)	Masayuki Abe	1.8L (+0)	0:34.62	1000-800 (0:10.94)	(0:14.00)	(0:10.94)	(0:11.03)	(0:11.24)	(0:11.38)	(0:12.00)		
5	11	Wired For Fun	1:10.67	0:25.44	67.1 (800-600)	1:10.67	0:56.32 [9]	0:45.24 [9]	0:34.25 [10]	0:22.87 [10]	0:11.75 [8]		
	(7)	Ivo Fry	2.3L (-3)	0:34.25	800-600 (0:10.98)	(0:14.36)	(0:11.08)	(0:10.98)	(0:11.38)	(0:11.12)	(0:11.75)		
6	5	Magic Sunny Day	1:10.96	0:24.69	67.2 (800-600)	1:10.96	0:57.25 [1]	0:46.27 [2]	0:35.17 [2]	0:23.77 [3]	0:12.33 [4]		
	(9)	Sean Cormack	4.0L (+8)	0:35.17	1000-800 (0:10.98)	(0:13.71)	(0:10.98)	(0:11.10)	(0:11.40)	(0:11.44)	(0:12.33)		
7	10	Princess Shanghai	1:11.03	0:25.14	66.7 (800-600)	1:11.03	0:56.90 [7]	0:45.89 [7]	0:34.90 [7]	0:23.52 [8]	0:12.16 [7]		
	(6)	Wanderson D'Avila	4.4L (+4)	0:34.90	800-600 (0:10.99)	(0:14.13)	(0:11.01)	(0:10.99)	(0:11.38)	(0:11.36)	(0:12.16)		
8	14	Ginger Mick	1:11.22	0:24.81	67.9 (800-600)	1:11.22	0:57.40 [3]	0:46.41 [3]	0:35.37 [3]	0:24.08 [2]	0:12.46 [5]		
	(10)	Olivia Kendal	5.5L (+4)	0:35.37	1000-800 (0:10.99)	(0:13.82)	(0:10.99)	(0:11.04)	(0:11.29)	(0:11.62)	(0:12.46)		
9	7	Sweet Candy	1:11.25	0:25.03	67.8 (1000-800)	1:11.25	0:57.30 [5]	0:46.22 [6]	0:35.17 [6]	0:23.75 [7]	0:12.21 [9]		
	(2)	Rachel Shred	5.7L (+4)	0:35.17	800-600 (0:11.05)	(0:13.95)	(0:11.08)	(0:11.05)	(0:11.42)	(0:11.54)	(0:12.21)		
10	8	Majestic Blaze	1:11.40	0:25.54	67.7 (1000-800)	1:11.40	0:56.78 [10]	0:45.87 [10]	0:34.99 [9]	0:23.66 [9]	0:12.28 [10]		
	(11)	Chelsea Jokic	6.6L (+4)	0:35.00	800-600 (0:10.88)	(0:14.62)	(0:10.92)	(0:10.88)	(0:11.34)	(0:11.38)	(0:12.28)		

Scratched: War Council (#1), Geraldine's Wish (#9), Our Folly (#12)

Report Created: Sun 31 May 2026

(Note: Races are conducted over an approximate distance as close as possible to the advertised distance, and recorded data may vary accordingly. Official times refer to race times only and do not include handicap times.)

[] Position in running at each section and finish TAB# Saddle cloth number
 -:-:- No data available at this section BAR# Barrier/Gate Position
 NA No data available DNF Did not finish
 DNT Did not track DT-W Distance travelled compared to winner in metres

Fastest split
 Fastest section

data processed by TRIPLESDATA



Townsville QLD
 Race 8: BELLE PROPERTY BENCHMARK 50 Handicap - 1200m
 31 May 2026 - 4:33PM



Track Rating: Good 4, Weather: Fine, Rail Position: +5m 1000m-W/Post, +4m Remainder

Field Times (Race Tempo) 1:10.28 (0:13.71) 0:56.57 (0:10.98) 0:45.59 (0:11.05) 0:34.54 (0:11.23) 0:23.31 (0:11.43) 0:11.89 (0:11.89)

Rank	TAB#	Horse	Overall Time	First 400m	Top Speed km/h (Section)	L1200	L1000	L800	L600	L400	L200		
	(BAR#)	Jockey	Margin (DT-W)	Last 600m	Fastest Section (Time)	Start - 1000	1000 - 800	800 - 600	600 - 400	400 - 200	200 - Finish		
11	4	Leconfield	1:12.00	0:25.87	67.2 (800-600)	1:12.00	0:57.19 [11]	0:46.13 [11]	0:35.20 [11]	0:23.88 [11]	0:12.42 [11]		
	(12)	Fiona Sandkuhl	10.1L (+1)	0:35.20	800-600 (0:10.93)	(0:14.81)	(0:11.06)	(0:10.93)	(0:11.32)	(0:11.46)	(0:12.42)		

Scratched: War Council (#1), Geraldine's Wish (#9), Our Folly (#12)

Report Created: Sun 31 May 2026

(Note: Races are conducted over an approximate distance as close as possible to the advertised distance, and recorded data may vary accordingly. Official times refer to race times only and do not include handicap times.)

[] Position in running at each section and finish TAB# Saddle cloth number
 -:-:- No data available at this section BAR# Barrier/Gate Position
 NA No data available DNF Did not finish
 DNT Did not track DT-W Distance travelled compared to winner in metres

Fastest split
 Fastest section

data processed by **TRIPLESDATA**

Horse/Jockey Name	Colonel Parker/Lacey Morrison
Finish Rank	1
Fastest Section Time (Section)	0:10.90 (1000-800)
Top Speed [km/h] (Section)	66.8 (1000-800)
Race State	Finished



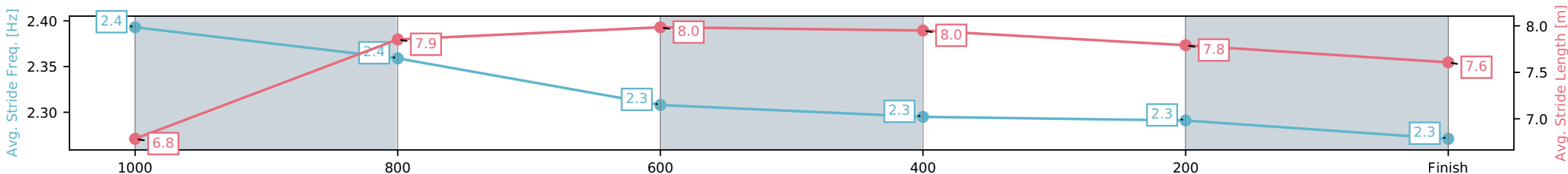
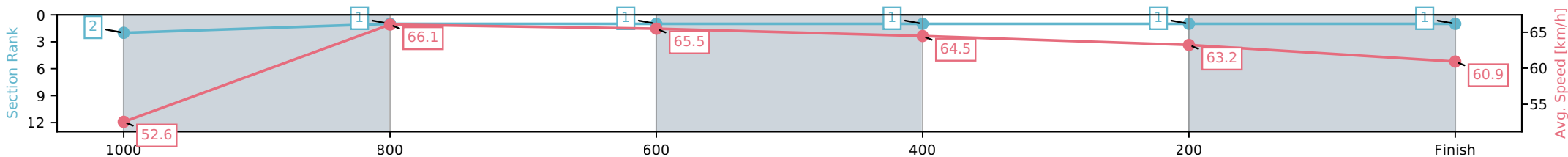
Townsville QLD --Professional-2026-05-31
 Race 8: BELLE PROPERTY BENCHMARK 50 Handicap - 1200m

31 May 2026 - 4:33PM

Track Rating: Good 4, Weather: Fine, Rail Position: +5m 1000m-W/Post, +4m Remainder



Section	L1200	L1000	L800	L600	L400	L200
Section Times	1:10.28 (0:13.79)	0:56.49 [2] (0:10.90)	0:45.59 [1] (0:11.05)	0:34.54 [1] (0:11.23)	0:23.31 [1] (0:11.43)	0:11.89 [1] (0:11.89)
Average Speed [km/h]	52.6	66.1	65.5	64.5	63.2	60.9
Top Speed [km/h]	65.9	66.8	66.4	65.3	63.6	62.6
Avg. Dist. to Rail [m]	3.5	1.1	1.0	1.1	1.8	1.6
Avg. Stride Freq. [Hz]	2.4	2.4	2.3	2.3	2.3	2.3
Avg. Stride Length [m]	6.8	7.9	8.0	8.0	7.8	7.6



- [] Ranking at each section and finish
- :-:- No data available at this section
- NA No data available

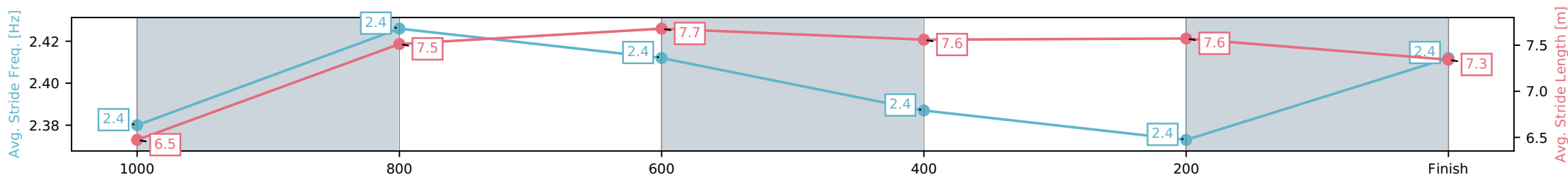
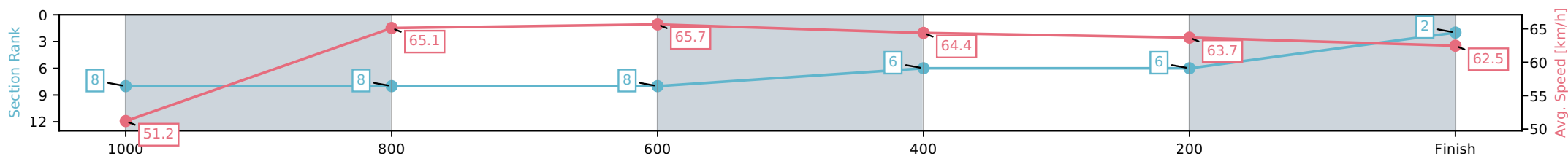
Horse/Jockey Name	Hell Of A Trip/Aidan Holt
Finish Rank	2
Fastest Section Time (Section)	0:10.98 (800-600)
Top Speed [km/h] (Section)	67.3 (800-600)
Race State	Finished



Townsville QLD --Professional-2026-05-31
 Race 8: BELLE PROPERTY BENCHMARK 50 Handicap - 1200m
 31 May 2026 - 4:33PM
 Track Rating: Good 4, Weather: Fine, Rail Position: +5m 1000m-W/Post, +4m Remainder



Section	L1200	L1000	L800	L600	L400	L200
Section Times	1:10.33 (0:14.15)	0:56.18 [8] (0:11.13)	0:45.04 [8] (0:10.98)	0:34.06 [8] (0:11.19)	0:22.86 [6] (0:11.34)	0:11.52 [6] (0:11.52)
Average Speed [km/h]	51.2	65.1	65.7	64.4	63.7	62.5
Top Speed [km/h]	63.6	67.2	67.3	65.4	65.5	63.7
Avg. Dist. to Rail [m]	2.9	1.5	0.5	0.3	3.3	5.2
Avg. Stride Freq. [Hz]	2.4	2.4	2.4	2.4	2.4	2.4
Avg. Stride Length [m]	6.5	7.5	7.7	7.6	7.6	7.3



[] Ranking at each section and finish
 -:-:- No data available at this section
 NA No data available

Horse/Jockey Name	Breeches/Ryan Wiggins
Finish Rank	3
Fastest Section Time (Section)	0:11.04 (800-600)
Top Speed [km/h] (Section)	68.0 (1000-800)
Race State	Finished



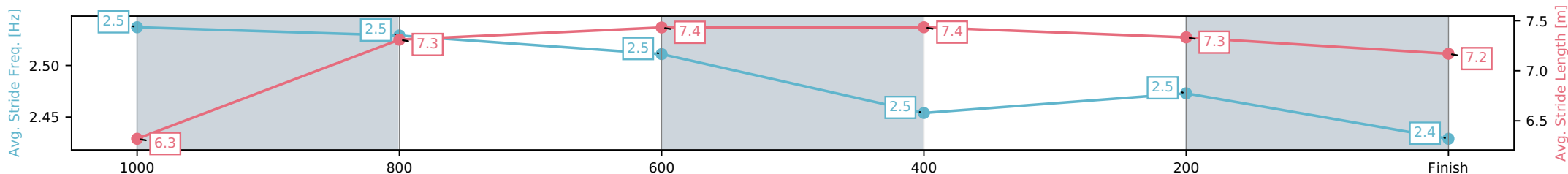
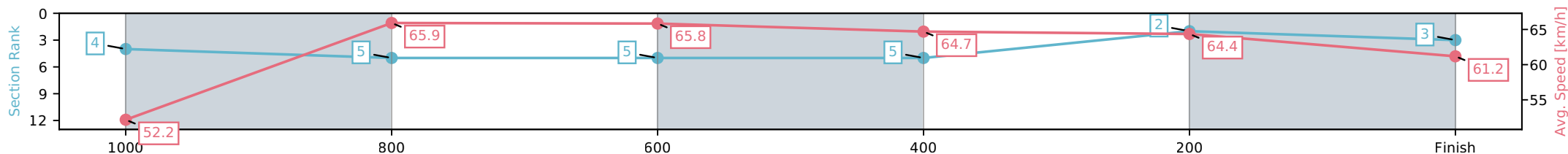
Townsville QLD --Professional-2026-05-31
 Race 8: BELLE PROPERTY BENCHMARK 50 Handicap - 1200m

31 May 2026 - 4:33PM

Track Rating: Good 4, Weather: Fine, Rail Position: +5m 1000m-W/Post, +4m Remainder



Section	L1200	L1000	L800	L600	L400	L200
Section Times	1:10.34 (0:13.93)	0:56.41 [4] (0:11.05)	0:45.36 [5] (0:11.04)	0:34.32 [5] (0:11.20)	0:23.12 [5] (0:11.24)	0:11.87 [2] (0:11.87)
Average Speed [km/h]	52.2	65.9	65.8	64.7	64.4	61.2
Top Speed [km/h]	65.2	68.0	68.0	66.0	66.0	63.9
Avg. Dist. to Rail [m]	4.8	2.4	2.1	1.5	3.0	2.5
Avg. Stride Freq. [Hz]	2.5	2.5	2.5	2.5	2.5	2.4
Avg. Stride Length [m]	6.3	7.3	7.4	7.4	7.3	7.2



- [] Ranking at each section and finish
- :-:- No data available at this section
- NA No data available

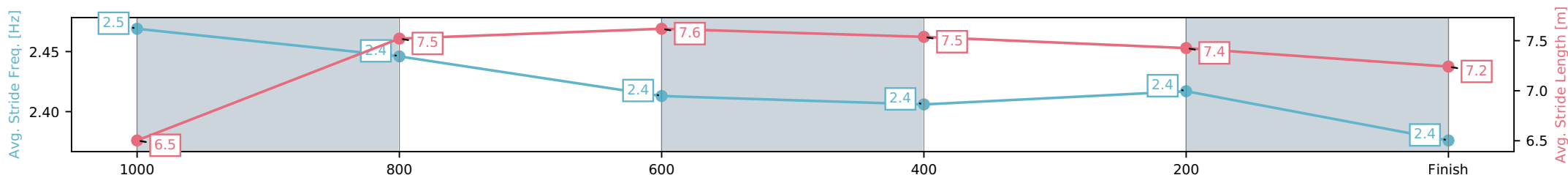
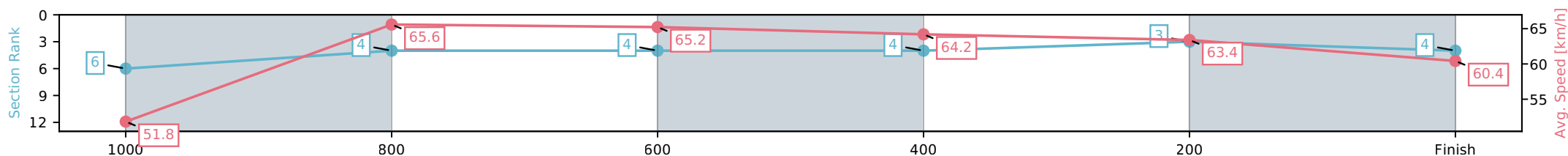
Horse/Jockey Name	Diamond Lucy/Masayuki Abe
Finish Rank	4
Fastest Section Time (Section)	0:10.94 (1000-800)
Top Speed [km/h] (Section)	66.8 (1000-800)
Race State	Finished



Townsville QLD --Professional-2026-05-31
 Race 8: BELLE PROPERTY BENCHMARK 50 Handicap - 1200m
 31 May 2026 - 4:33PM
 Track Rating: Good 4, Weather: Fine, Rail Position: +5m 1000m-W/Post, +4m Remainder



Section	L1200	L1000	L800	L600	L400	L200
Section Times	1:10.59 (0:14.00)	0:56.59 [6] (0:10.94)	0:45.65 [4] (0:11.03)	0:34.62 [4] (0:11.24)	0:23.38 [4] (0:11.38)	0:12.00 [3] (0:12.00)
Average Speed [km/h]	51.8	65.6	65.2	64.2	63.4	60.4
Top Speed [km/h]	64.8	66.8	66.0	65.3	64.9	62.6
Avg. Dist. to Rail [m]	1.5	1.2	0.3	0.6	1.3	2.0
Avg. Stride Freq. [Hz]	2.5	2.4	2.4	2.4	2.4	2.4
Avg. Stride Length [m]	6.5	7.5	7.6	7.5	7.4	7.2



- [] Ranking at each section and finish
- :-:- No data available at this section
- NA No data available

Horse/Jockey Name	Wired For Fun/Ivo Fry
Finish Rank	5
Fastest Section Time (Section)	0:10.98 (800-600)
Top Speed [km/h] (Section)	67.1 (800-600)
Race State	Finished



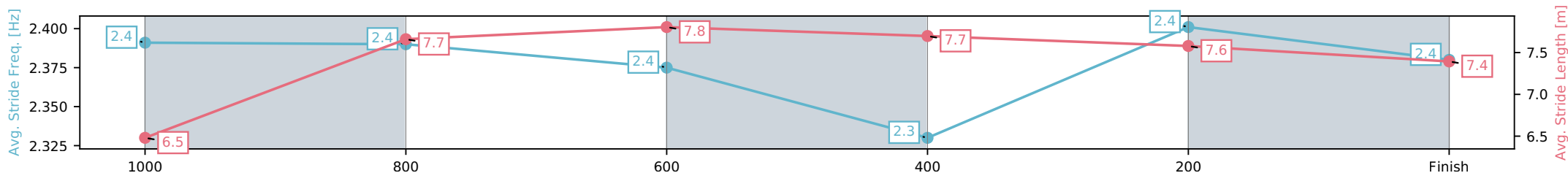
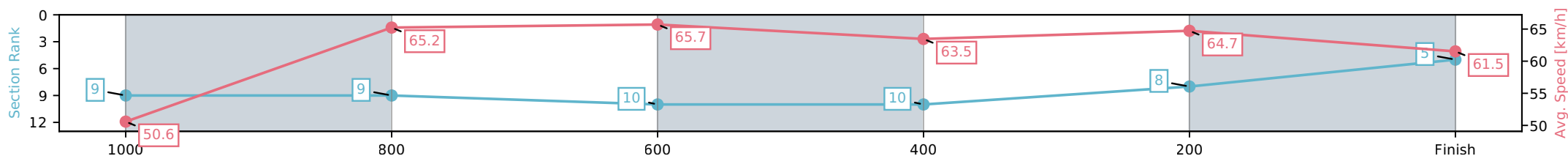
Townsville QLD --Professional-2026-05-31
 Race 8: BELLE PROPERTY BENCHMARK 50 Handicap - 1200m

31 May 2026 - 4:33PM

Track Rating: Good 4, Weather: Fine, Rail Position: +5m 1000m-W/Post, +4m Remainder



Section	L1200	L1000	L800	L600	L400	L200
Section Times	1:10.67 (0:14.36)	0:56.32 [9] (0:11.08)	0:45.24 [9] (0:10.98)	0:34.25 [10] (0:11.38)	0:22.87 [10] (0:11.12)	0:11.75 [8] (0:11.75)
Average Speed [km/h]	50.6	65.2	65.7	63.5	64.7	61.5
Top Speed [km/h]	63.2	66.1	67.1	64.4	65.3	64.5
Avg. Dist. to Rail [m]	5.8	1.0	1.0	0.4	0.2	0.2
Avg. Stride Freq. [Hz]	2.4	2.4	2.4	2.3	2.4	2.4
Avg. Stride Length [m]	6.5	7.7	7.8	7.7	7.6	7.4



- [] Ranking at each section and finish
- :-:- No data available at this section
- NA No data available

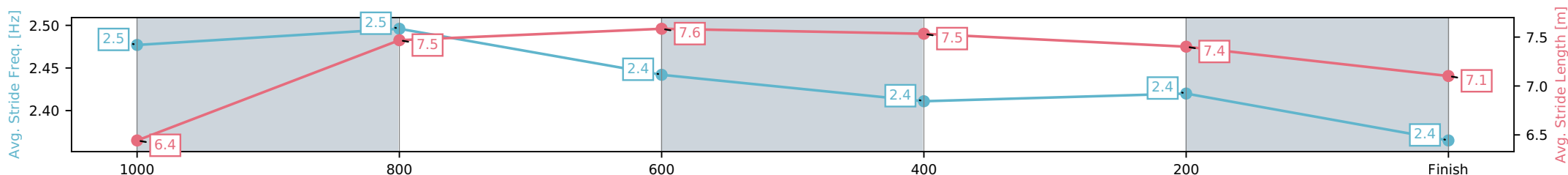
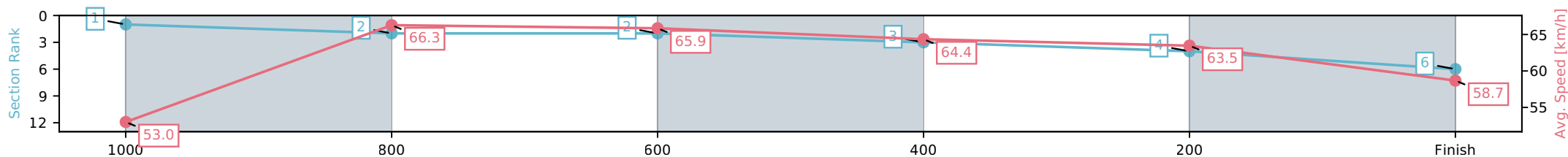
Horse/Jockey Name	Magic Sunny Day/Sean Cormack
Finish Rank	6
Fastest Section Time (Section)	0:10.98 (1000-800)
Top Speed [km/h] (Section)	67.2 (800-600)
Race State	Finished



Townsville QLD --Professional-2026-05-31
 Race 8: BELLE PROPERTY BENCHMARK 50 Handicap - 1200m
 31 May 2026 - 4:33PM
 Track Rating: Good 4, Weather: Fine, Rail Position: +5m 1000m-W/Post, +4m Remainder



Section	L1200	L1000	L800	L600	L400	L200
Section Times	1:10.96 (0:13.71)	0:57.25 [1] (0:10.98)	0:46.27 [2] (0:11.10)	0:35.17 [2] (0:11.40)	0:23.77 [3] (0:11.44)	0:12.33 [4] (0:12.33)
Average Speed [km/h]	53.0	66.3	65.9	64.4	63.5	58.7
Top Speed [km/h]	66.1	67.1	67.2	66.4	64.8	61.9
Avg. Dist. to Rail [m]	7.2	2.2	3.5	3.8	3.8	3.6
Avg. Stride Freq. [Hz]	2.5	2.5	2.4	2.4	2.4	2.4
Avg. Stride Length [m]	6.4	7.5	7.6	7.5	7.4	7.1



- [] Ranking at each section and finish
- :-:- No data available at this section
- NA No data available

Horse/Jockey Name	Princess Shanghai/Wanderson D'Avila
Finish Rank	7
Fastest Section Time (Section)	0:10.99 (800-600)
Top Speed [km/h] (Section)	66.7 (800-600)
Race State	Finished



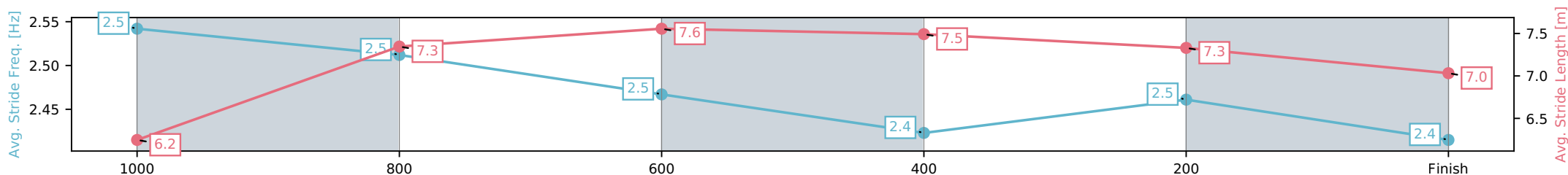
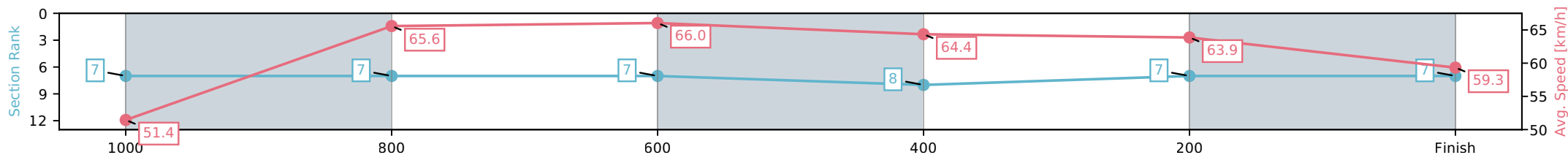
Townsville QLD --Professional-2026-05-31
 Race 8: BELLE PROPERTY BENCHMARK 50 Handicap - 1200m

31 May 2026 - 4:33PM

Track Rating: Good 4, Weather: Fine, Rail Position: +5m 1000m-W/Post, +4m Remainder



Section	L1200	L1000	L800	L600	L400	L200
Section Times	1:11.03 (0:14.13)	0:56.90 [7] (0:11.01)	0:45.89 [7] (0:10.99)	0:34.90 [7] (0:11.38)	0:23.52 [8] (0:11.36)	0:12.16 [7] (0:12.16)
Average Speed [km/h]	51.4	65.6	66.0	64.4	63.9	59.3
Top Speed [km/h]	65.2	66.4	66.7	65.6	64.5	63.1
Avg. Dist. to Rail [m]	5.1	0.8	1.9	3.4	5.4	6.4
Avg. Stride Freq. [Hz]	2.5	2.5	2.5	2.4	2.5	2.4
Avg. Stride Length [m]	6.2	7.3	7.6	7.5	7.3	7.0



- [] Ranking at each section and finish
- :-:- No data available at this section
- NA No data available

Horse/Jockey Name	Ginger Mick/Olivia Kendal
Finish Rank	8
Fastest Section Time (Section)	0:10.99 (1000-800)
Top Speed [km/h] (Section)	67.9 (800-600)
Race State	Finished



Townsville QLD --Professional-2026-05-31

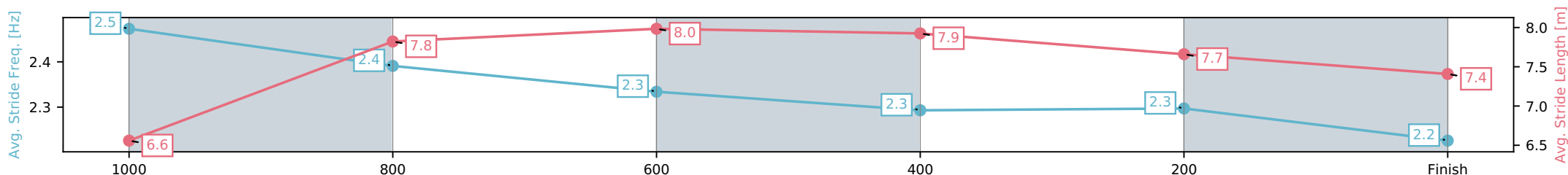
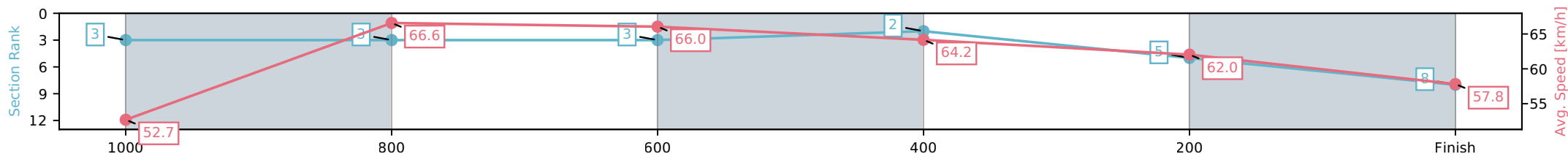
Race 8: BELLE PROPERTY BENCHMARK 50 Handicap - 1200m

31 May 2026 - 4:33PM

Track Rating: Good 4, Weather: Fine, Rail Position: +5m 1000m-W/Post, +4m Remainder



Section	L1200	L1000	L800	L600	L400	L200
Section Times	1:11.22 (0:13.82)	0:57.40 [3] (0:10.99)	0:46.41 [3] (0:11.04)	0:35.37 [3] (0:11.29)	0:24.08 [2] (0:11.62)	0:12.46 [5] (0:12.46)
Average Speed [km/h]	52.7	66.6	66.0	64.2	62.0	57.8
Top Speed [km/h]	66.6	67.8	67.9	65.4	64.0	60.1
Avg. Dist. to Rail [m]	8.3	3.1	2.8	1.4	1.7	3.1
Avg. Stride Freq. [Hz]	2.5	2.4	2.3	2.3	2.3	2.2
Avg. Stride Length [m]	6.6	7.8	8.0	7.9	7.7	7.4



- [] Ranking at each section and finish
- :-:- No data available at this section
- NA No data available

Horse/Jockey Name	Sweet Candy/Rachel Shred
Finish Rank	9
Fastest Section Time (Section)	0:11.05 (800-600)
Top Speed [km/h] (Section)	67.8 (1000-800)
Race State	Finished



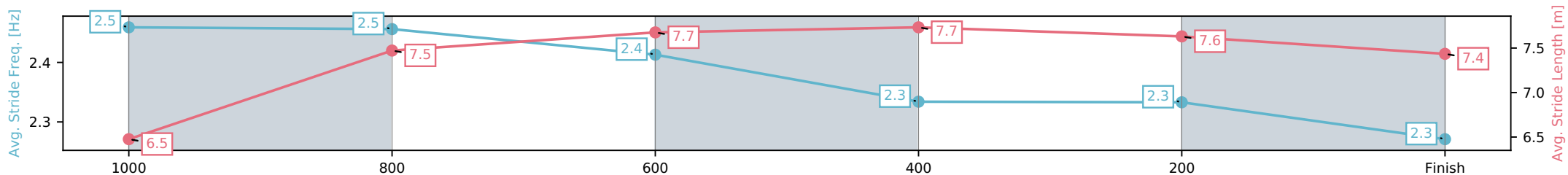
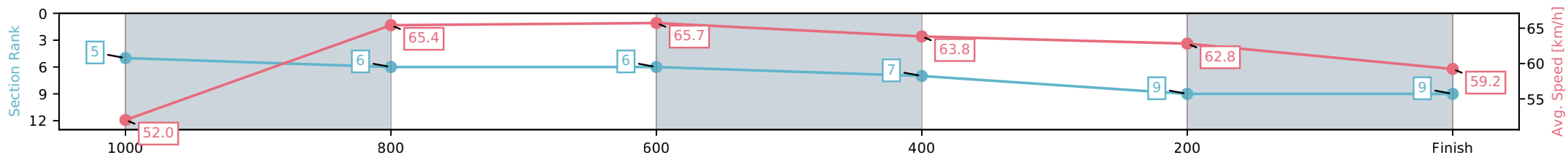
Townsville QLD --Professional-2026-05-31
 Race 8: BELLE PROPERTY BENCHMARK 50 Handicap - 1200m

31 May 2026 - 4:33PM

Track Rating: Good 4, Weather: Fine, Rail Position: +5m 1000m-W/Post, +4m Remainder



Section	L1200	L1000	L800	L600	L400	L200
Section Times	1:11.25 (0:13.95)	0:57.30 [5] (0:11.08)	0:46.22 [6] (0:11.05)	0:35.17 [6] (0:11.42)	0:23.75 [7] (0:11.54)	0:12.21 [9] (0:12.21)
Average Speed [km/h]	52.0	65.4	65.7	63.8	62.8	59.2
Top Speed [km/h]	64.2	67.8	67.7	66.2	64.3	60.9
Avg. Dist. to Rail [m]	2.0	1.5	2.1	2.4	4.9	5.9
Avg. Stride Freq. [Hz]	2.5	2.5	2.4	2.3	2.3	2.3
Avg. Stride Length [m]	6.5	7.5	7.7	7.7	7.6	7.4



- [] Ranking at each section and finish
- :-:- No data available at this section
- NA No data available

Horse/Jockey Name	Majestic Blaze/Chelsea Jokic
Finish Rank	10
Fastest Section Time (Section)	0:10.88 (800-600)
Top Speed [km/h] (Section)	67.7 (1000-800)
Race State	Finished



Townsville QLD --Professional-2026-05-31

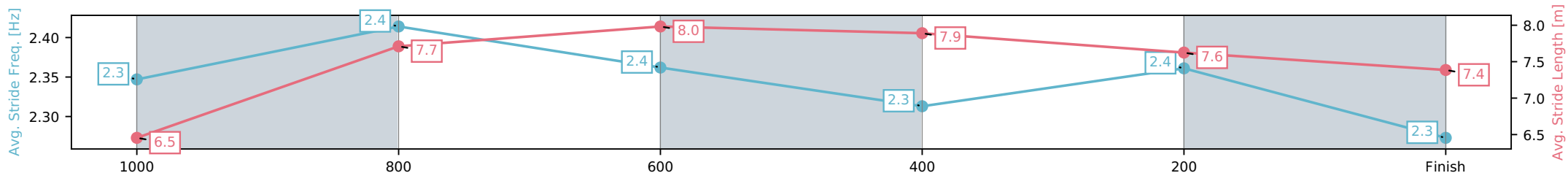
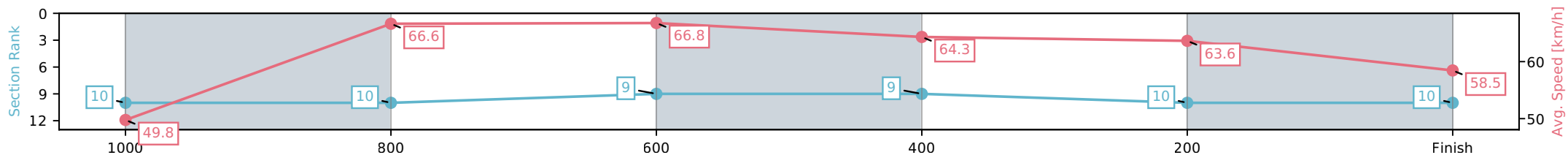
Race 8: BELLE PROPERTY BENCHMARK 50 Handicap - 1200m

31 May 2026 - 4:33PM

Track Rating: Good 4, Weather: Fine, Rail Position: +5m 1000m-W/Post, +4m Remainder



Section	L1200	L1000	L800	L600	L400	L200
Section Times	1:11.40 (0:14.62)	0:56.78 [10] (0:10.92)	0:45.87 [10] (0:10.88)	0:34.99 [9] (0:11.34)	0:23.66 [9] (0:11.38)	0:12.28 [10] (0:12.28)
Average Speed [km/h]	49.8	66.6	66.8	64.3	63.6	58.5
Top Speed [km/h]	64.2	67.7	67.5	65.4	64.9	61.9
Avg. Dist. to Rail [m]	7.7	2.1	2.0	2.4	4.9	6.9
Avg. Stride Freq. [Hz]	2.3	2.4	2.4	2.3	2.4	2.3
Avg. Stride Length [m]	6.5	7.7	8.0	7.9	7.6	7.4



- [] Ranking at each section and finish
- :-:- No data available at this section
- NA No data available

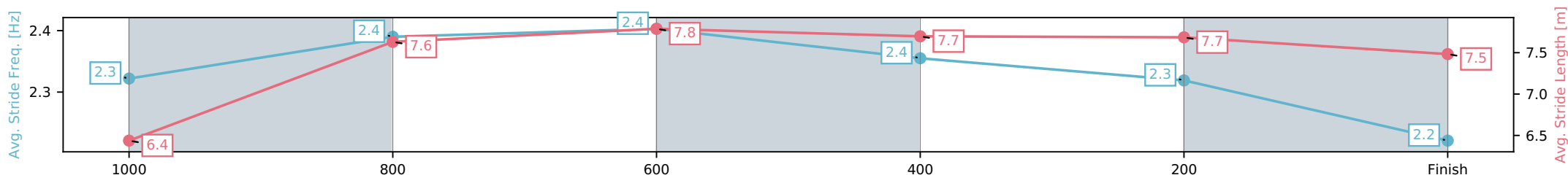
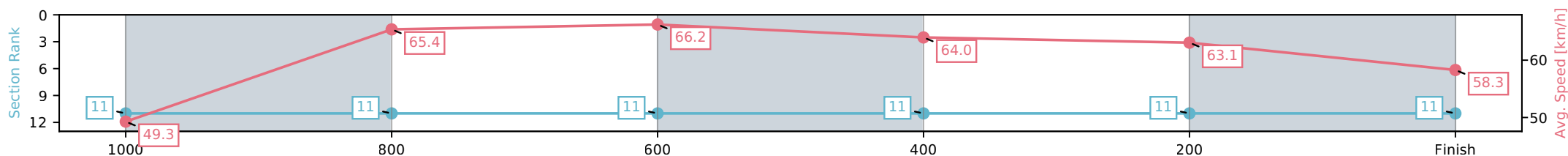
Horse/Jockey Name	Leconfield/Fiona Sandkuhl
Finish Rank	11
Fastest Section Time (Section)	0:10.93 (800-600)
Top Speed [km/h] (Section)	67.2 (800-600)
Race State	Finished



Townsville QLD --Professional-2026-05-31
 Race 8: BELLE PROPERTY BENCHMARK 50 Handicap - 1200m
 31 May 2026 - 4:33PM
 Track Rating: Good 4, Weather: Fine, Rail Position: +5m 1000m-W/Post, +4m Remainder



Section	L1200	L1000	L800	L600	L400	L200
Section Times	1:12.00 (0:14.81)	0:57.19 [11] (0:11.06)	0:46.13 [11] (0:10.93)	0:35.20 [11] (0:11.32)	0:23.88 [11] (0:11.46)	0:12.42 [11] (0:12.42)
Average Speed [km/h]	49.3	65.4	66.2	64.0	63.1	58.3
Top Speed [km/h]	63.4	66.9	67.2	65.8	63.8	62.1
Avg. Dist. to Rail [m]	9.9	1.2	1.0	1.4	1.6	3.7
Avg. Stride Freq. [Hz]	2.3	2.4	2.4	2.4	2.3	2.2
Avg. Stride Length [m]	6.4	7.6	7.8	7.7	7.7	7.5



- [] Ranking at each section and finish
- :-:- No data available at this section
- NA No data available