

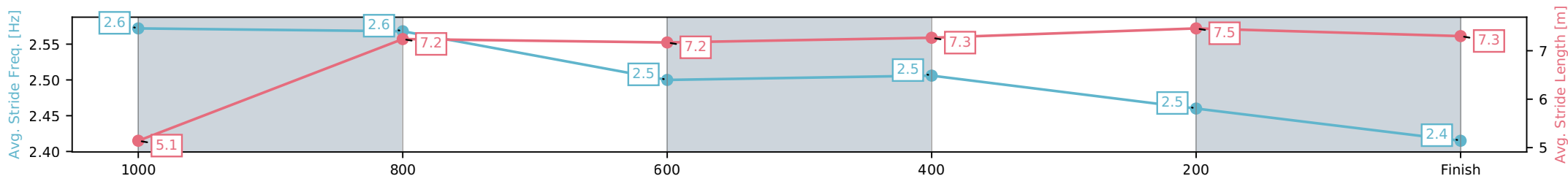
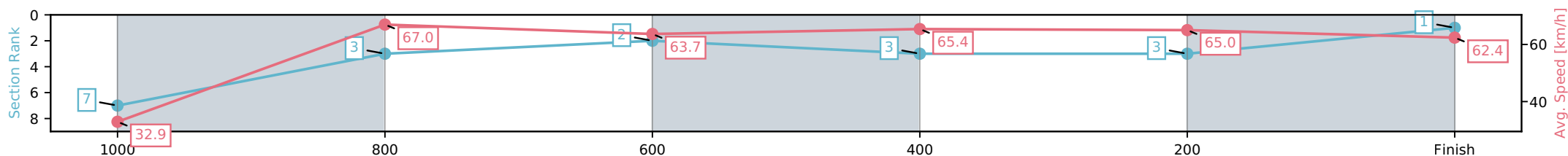
Horse/Jockey Name	Airborne Affair/Ashley Butler
Finish Rank	1
Fastest Section Time (Section)	0:10.74 (1000-800)
Top Speed [km/h] (Section)	71.4 (1000-800)
Race State	Finished



Rockhampton QLD --Professional-2026-06-05
 Race 1: TAB QTIS Two-Year-Old Handicap - 1050m
 05 June 2026 - 12:21PM
 Track Rating: Good 4, Weather: Fine, Rail Position: +5m Entire Circuit



Section	L1050	L800	L600	L400	L200	L0
Section Times	1:01.24 (0:05.68)	0:55.56 [7] (0:10.74)	0:44.82 [3] (0:11.17)	0:33.65 [2] (0:11.02)	0:22.62 [3] (0:11.09)	0:11.53 [3] (0:11.53)
Average Speed [km/h]	32.9	67.0	63.7	65.4	65.0	62.4
Top Speed [km/h]	65.0	71.4	64.7	67.7	66.8	64.8
Avg. Dist. to Rail [m]	6.5	1.4	1.2	0.6	0.5	0.9
Avg. Stride Freq. [Hz]	2.6	2.6	2.5	2.5	2.5	2.4
Avg. Stride Length [m]	5.1	7.2	7.2	7.3	7.5	7.3



[] Ranking at each section and finish
 -:-:- No data available at this section
 NA No data available

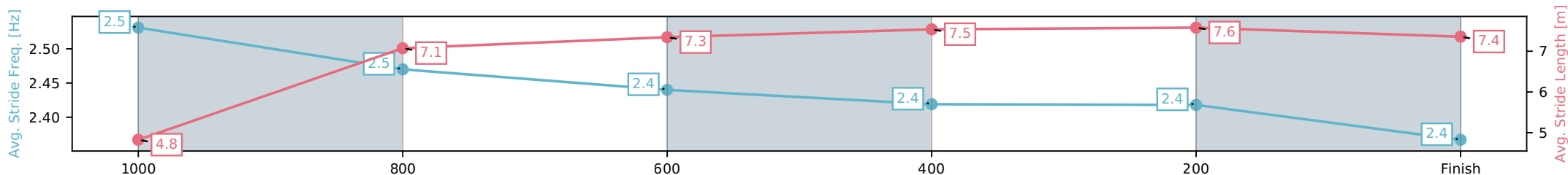
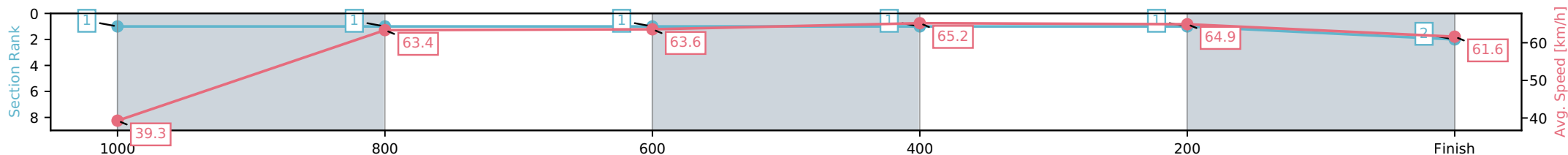
Horse/Jockey Name	Diante/Raul Silvera Olivera
Finish Rank	2
Fastest Section Time (Section)	0:11.04 (600-400)
Top Speed [km/h] (Section)	66.2 (400-200)
Race State	Finished



Rockhampton QLD --Professional-2026-06-05
 Race 1: TAB QTIS Two-Year-Old Handicap - 1050m
 05 June 2026 - 12:21PM
 Track Rating: Good 4, Weather: Fine, Rail Position: +5m Entire Circuit



Section	L1050	L800	L600	L400	L200	L0
Section Times	1:01.32 (0:05.07)	0:56.25 [1] (0:11.09)	0:45.16 [1] (0:11.18)	0:33.98 [1] (0:11.04)	0:22.94 [1] (0:11.09)	0:11.85 [1] (0:11.85)
Average Speed [km/h]	39.3	63.4	63.6	65.2	64.9	61.6
Top Speed [km/h]	57.1	65.0	64.4	66.0	66.2	63.8
Avg. Dist. to Rail [m]	1.4	3.4	2.0	0.3	0.4	0.7
Avg. Stride Freq. [Hz]	2.5	2.5	2.4	2.4	2.4	2.4
Avg. Stride Length [m]	4.8	7.1	7.3	7.5	7.6	7.4



[] Ranking at each section and finish
 -:-:- No data available at this section
 NA No data available

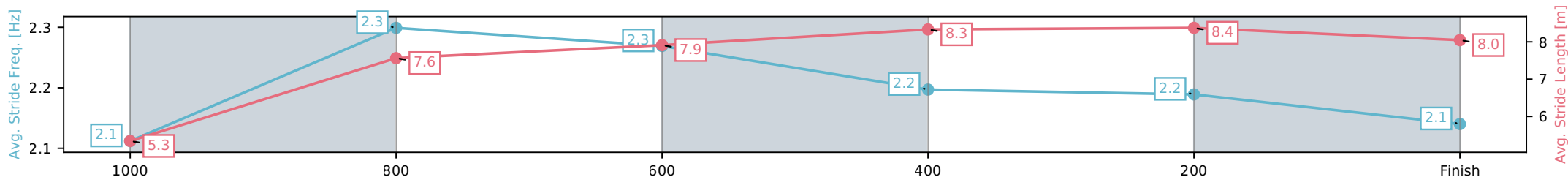
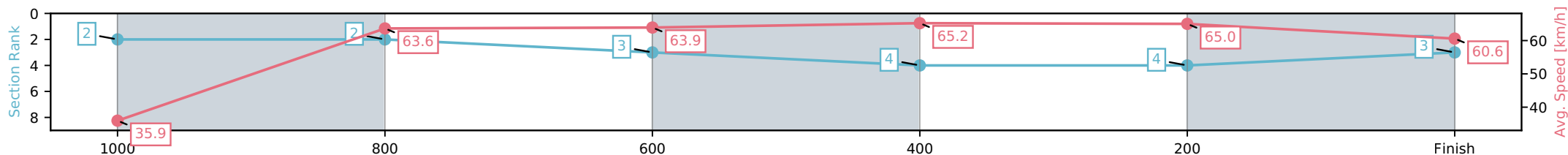
Horse/Jockey Name	Charming Seahorse/Ryan Wiggins
Finish Rank	3
Fastest Section Time (Section)	0:11.05 (600-400)
Top Speed [km/h] (Section)	66.8 (400-200)
Race State	Finished



Rockhampton QLD --Professional-2026-06-05
 Race 1: TAB QTIS Two-Year-Old Handicap - 1050m
 05 June 2026 - 12:21PM
 Track Rating: Good 4, Weather: Fine, Rail Position: +5m Entire Circuit



Section	L1050	L800	L600	L400	L200	L0
Section Times	1:01.68 (0:05.14)	0:56.54 [2] (0:11.24)	0:45.29 [2] (0:11.25)	0:34.04 [3] (0:11.05)	0:23.00 [4] (0:11.07)	0:11.93 [4] (0:11.93)
Average Speed [km/h]	35.9	63.6	63.9	65.2	65.0	60.6
Top Speed [km/h]	54.7	65.5	64.6	66.1	66.8	63.9
Avg. Dist. to Rail [m]	5.7	1.3	0.8	0.8	1.3	1.9
Avg. Stride Freq. [Hz]	2.1	2.3	2.3	2.2	2.2	2.1
Avg. Stride Length [m]	5.3	7.6	7.9	8.3	8.4	8.0



[] Ranking at each section and finish
 -:-:- No data available at this section
 NA No data available

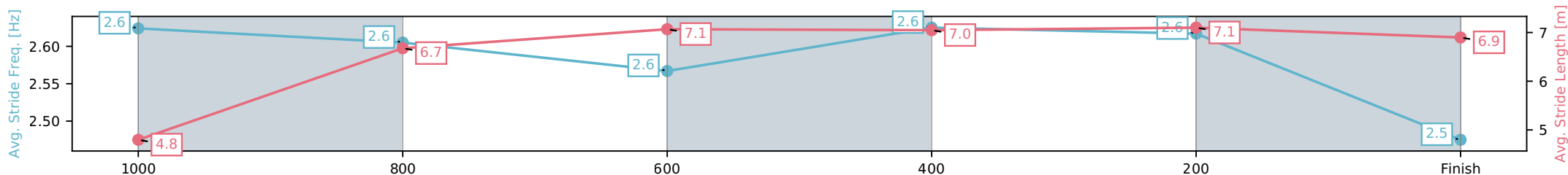
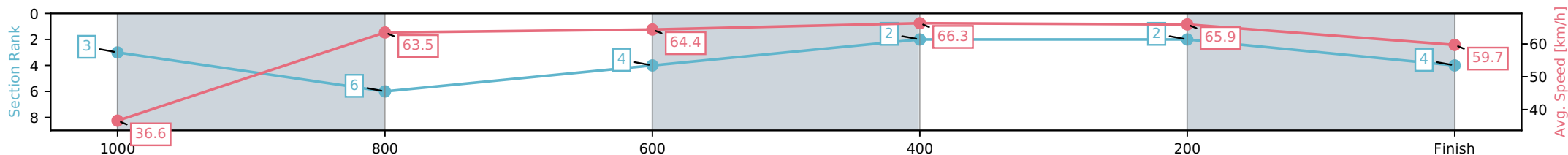
Horse/Jockey Name	Astilla/Chris McIver
Finish Rank	4
Fastest Section Time (Section)	0:10.88 (600-400)
Top Speed [km/h] (Section)	68.1 (400-200)
Race State	Finished



Rockhampton QLD --Professional-2026-06-05
 Race 1: TAB QTIS Two-Year-Old Handicap - 1050m
 05 June 2026 - 12:21PM
 Track Rating: Good 4, Weather: Fine, Rail Position: +5m Entire Circuit



Section	L1050	L800	L600	L400	L200	L0
Section Times	1:01.71 (0:05.26)	0:56.45 [3] (0:11.33)	0:45.12 [6] (0:11.13)	0:33.99 [4] (0:10.88)	0:23.11 [2] (0:10.92)	0:12.19 [2] (0:12.19)
Average Speed [km/h]	36.6	63.5	64.4	66.3	65.9	59.7
Top Speed [km/h]	55.3	65.8	66.7	68.1	68.1	64.0
Avg. Dist. to Rail [m]	6.8	1.5	0.5	2.0	1.2	0.3
Avg. Stride Freq. [Hz]	2.6	2.6	2.6	2.6	2.6	2.5
Avg. Stride Length [m]	4.8	6.7	7.1	7.0	7.1	6.9



[] Ranking at each section and finish
 -:-:- No data available at this section
 NA No data available

Horse/Jockey Name	Hope So/Nikki Olzard
Finish Rank	5
Fastest Section Time (Section)	0:10.75 (600-400)
Top Speed [km/h] (Section)	68.7 (600-400)
Race State	Finished



Rockhampton QLD --Professional-2026-06-05

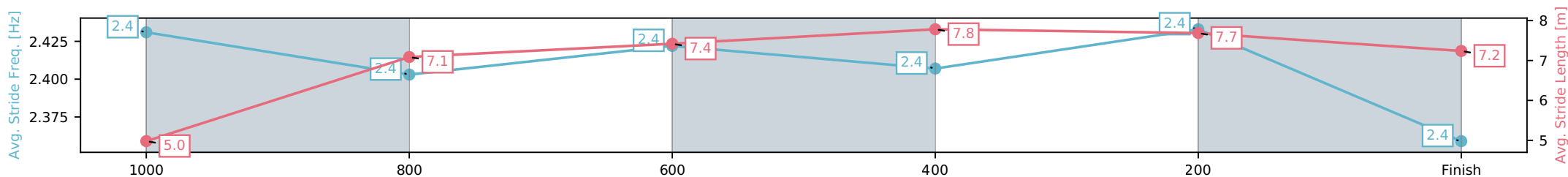
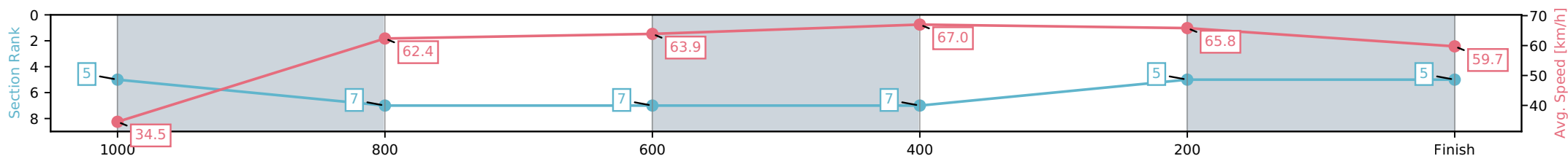
Race 1: TAB QTIS Two-Year-Old Handicap - 1050m

05 June 2026 - 12:21PM

Track Rating: Good 4, Weather: Fine, Rail Position: +5m Entire Circuit



Section	L1050	L800	L600	L400	L200	L0
Section Times	1:02.05 (0:05.36)	0:56.70 [5] (0:11.53)	0:45.16 [7] (0:11.43)	0:33.73 [7] (0:10.75)	0:22.98 [7] (0:10.93)	0:12.04 [5] (0:12.04)
Average Speed [km/h]	34.5	62.4	63.9	67.0	65.8	59.7
Top Speed [km/h]	52.6	68.1	65.0	68.7	67.7	63.1
Avg. Dist. to Rail [m]	7.6	1.7	1.9	0.7	0.9	1.6
Avg. Stride Freq. [Hz]	2.4	2.4	2.4	2.4	2.4	2.4
Avg. Stride Length [m]	5.0	7.1	7.4	7.8	7.7	7.2



- [] Ranking at each section and finish
- :-:- No data available at this section
- NA No data available

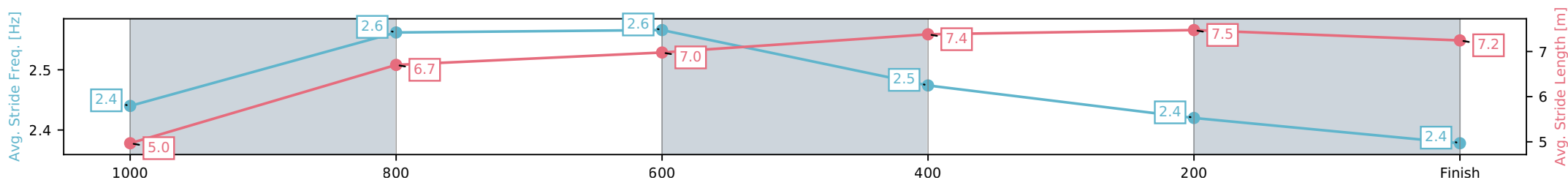
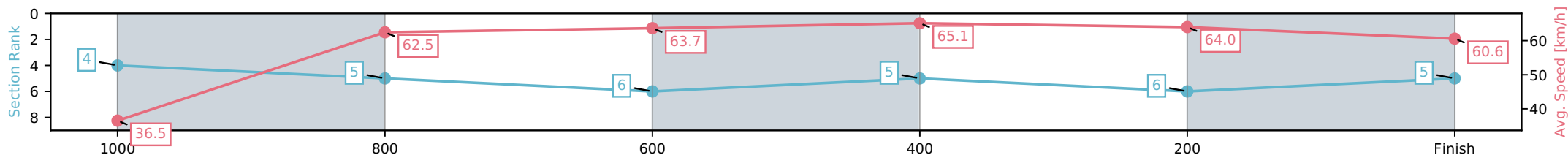
Horse/Jockey Name	Power Of Angeline/Warwick Satherley
Finish Rank	6
Fastest Section Time (Section)	0:11.05 (600-400)
Top Speed [km/h] (Section)	66.4 (600-400)
Race State	Finished



Rockhampton QLD --Professional-2026-06-05
 Race 1: TAB QTIS Two-Year-Old Handicap - 1050m
 05 June 2026 - 12:21PM
 Track Rating: Good 4, Weather: Fine, Rail Position: +5m Entire Circuit



Section	L1050	L800	L600	L400	L200	L0
Section Times	1:02.05 (0:05.26)	0:56.79 [4] (0:11.32)	0:45.46 [5] (0:11.22)	0:34.24 [6] (0:11.05)	0:23.19 [5] (0:11.26)	0:11.93 [6] (0:11.93)
Average Speed [km/h]	36.5	62.5	63.7	65.1	64.0	60.6
Top Speed [km/h]	54.4	64.3	65.9	66.4	66.0	62.4
Avg. Dist. to Rail [m]	1.4	2.5	1.3	1.1	1.1	0.7
Avg. Stride Freq. [Hz]	2.4	2.6	2.6	2.5	2.4	2.4
Avg. Stride Length [m]	5.0	6.7	7.0	7.4	7.5	7.2



[] Ranking at each section and finish
 -:-:- No data available at this section
 NA No data available

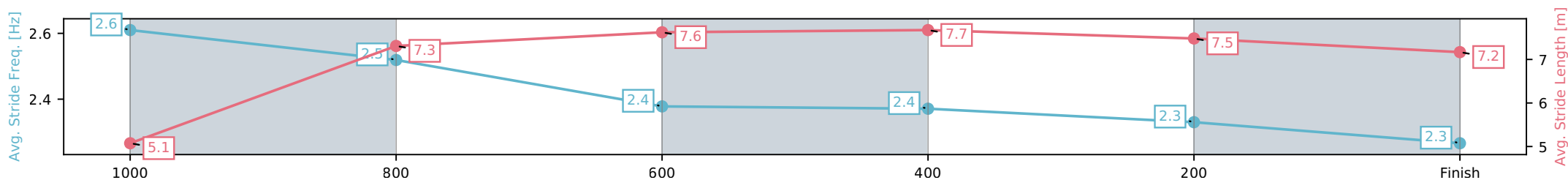
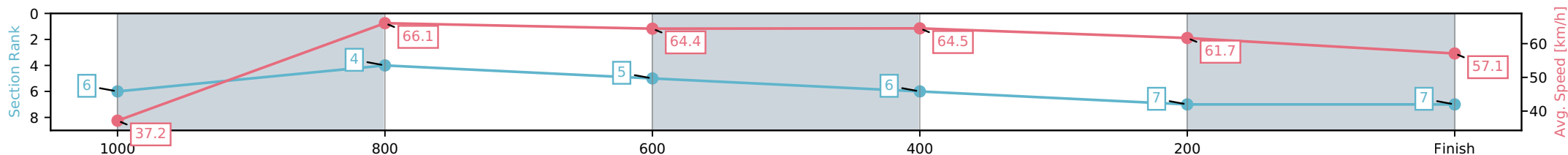
Horse/Jockey Name	Sailing Solo/Paul Hamblin
Finish Rank	7
Fastest Section Time (Section)	0:10.97 (1000-800)
Top Speed [km/h] (Section)	67.8 (1000-800)
Race State	Finished



Rockhampton QLD --Professional-2026-06-05
 Race 1: TAB QTIS Two-Year-Old Handicap - 1050m
 05 June 2026 - 12:21PM
 Track Rating: Good 4, Weather: Fine, Rail Position: +5m Entire Circuit



Section	L1050	L800	L600	L400	L200	L0
Section Times	1:03.14 (0:05.50)	0:57.64 [6] (0:10.97)	0:46.67 [4] (0:11.28)	0:35.39 [5] (0:11.17)	0:24.22 [6] (0:11.67)	0:12.54 [7] (0:12.54)
Average Speed [km/h]	37.2	66.1	64.4	64.5	61.7	57.1
Top Speed [km/h]	61.8	67.8	65.4	65.3	64.6	59.6
Avg. Dist. to Rail [m]	6.4	1.6	1.2	2.7	2.4	0.7
Avg. Stride Freq. [Hz]	2.6	2.5	2.4	2.4	2.3	2.3
Avg. Stride Length [m]	5.1	7.3	7.6	7.7	7.5	7.2



[] Ranking at each section and finish
 -:-:- No data available at this section
 NA No data available



Rockhampton QLD

Race 2: GREAT NORTHERN Maiden Handicap (QTIS bonuses applicable 2&3YO's only) - 1600m

05 June 2026 - 12:55PM

Track Rating: Good 4, Weather: Fine, Rail Position: +5m Entire Circuit



Field Times (Race Tempo) 1:36.02 (0:13.38) 1:22.64 (0:10.81) 1:11.83 (0:11.25) 1:00.58 (0:11.68) 0:48.90 (0:12.10) 0:36.79 (0:11.92) 0:24.87 (0:12.16) 0:12.71 (0:12.71)

Rank	TAB#	Horse	Overall Time	First 400m	Top Speed km/h (Section)	L1600	L1400	L1200	L1000	L800	L600	L400	L200
	(BAR#)	Jockey	Margin (DT-W)	Last 600m	Fastest Section (Time)	Start - 1400	1400 - 1200	1200 - 1000	1000 - 800	800 - 600	600 - 400	400 - 200	200 - Finish
1	3	Argyle Gold	1:36.02	0:24.64	67.0 (1400-1200)	1:36.02	1:22.27 [7]	1:11.38 [6]	1:00.02 [5]	0:48.10 [6]	0:36.09 [6]	0:24.42 [6]	0:12.65 [3]
	(3)	Georgina Cartwright		0:36.09	1400-1200 (0:10.89)	(0:13.75)	(0:10.89)	(0:11.36)	(0:11.92)	(0:12.01)	(0:11.67)	(0:11.77)	(0:12.65)
2	7	Check One Two	1:36.02	0:24.55	66.3 (1400-1200)	1:36.02	1:22.42 [4]	1:11.46 [5]	1:00.02 [6]	0:48.18 [5]	0:36.26 [5]	0:24.55 [4]	0:12.71 [1]
	(2)	Leah Martyn	0.0L (+5)	0:36.25	1400-1200 (0:10.95)	(0:13.60)	(0:10.95)	(0:11.45)	(0:11.83)	(0:11.93)	(0:11.70)	(0:11.84)	(0:12.71)
3	5	Cash Pit	1:36.43	0:24.40	66.6 (1400-1200)	1:36.43	1:22.93 [2]	1:12.03 [3]	1:00.64 [4]	0:48.78 [4]	0:36.68 [4]	0:24.87 [5]	0:12.76 [6]
	(1)	Tom Orr	2.4L (+0)	0:36.69	1400-1200 (0:10.90)	(0:13.50)	(0:10.90)	(0:11.39)	(0:11.86)	(0:12.10)	(0:11.81)	(0:12.12)	(0:12.76)
4	6	Frosty's Gotcha	1:36.48	0:24.19	68.8 (1400-1200)	1:36.48	1:22.93 [3]	1:12.29 [1]	1:00.88 [2]	0:49.05 [3]	0:37.00 [3]	0:25.15 [3]	0:12.98 [4]
	(5)	Amy Graham	2.7L (+8)	0:37.00	1400-1200 (0:10.64)	(0:13.55)	(0:10.64)	(0:11.41)	(0:11.83)	(0:12.04)	(0:11.85)	(0:12.17)	(0:12.98)
5	2	General Gordon	1:36.49	0:24.40	68.7 (1400-1200)	1:36.49	1:22.86 [5]	1:12.09 [4]	1:00.78 [3]	0:49.12 [2]	0:37.03 [2]	0:25.33 [2]	0:13.17 [2]
	(7)	Ryan Wiggins	2.8L (+3)	0:37.03	1400-1200 (0:10.77)	(0:13.63)	(0:10.77)	(0:11.32)	(0:11.66)	(0:12.09)	(0:11.70)	(0:12.16)	(0:13.17)
6	1	Best Eagle	1:36.89	0:24.20	67.4 (1400-1200)	1:36.89	1:23.52 [1]	1:12.69 [2]	1:01.45 [1]	0:49.76 [1]	0:37.66 [1]	0:25.74 [1]	0:13.38 [5]
	(4)	Ashley Butler	5.1L (+15)	0:37.66	1400-1200 (0:10.82)	(0:13.38)	(0:10.82)	(0:11.24)	(0:11.68)	(0:12.10)	(0:11.92)	(0:12.36)	(0:13.38)
7	8	Set For Life	1:37.04	0:24.71	66.5 (1400-1200)	1:37.04	1:23.34 [6]	1:12.34 [7]	1:00.92 [7]	0:48.96 [7]	0:36.89 [7]	0:25.21 [7]	0:13.20 [7]
	(6)	Chloe Lowe	6.0L (+1)	0:36.89	1400-1200 (0:11.01)	(0:13.70)	(0:11.01)	(0:11.42)	(0:11.96)	(0:12.06)	(0:11.68)	(0:12.01)	(0:13.20)

Scratched: Clench (#4)

Report Created: Fri 05 June 2026

(Note: Races are conducted over an approximate distance as close as possible to the advertised distance, and recorded data may vary accordingly. Official times refer to race times only and do not include handicap times.)

[] Position in running at each section and finish TAB# Saddle cloth number
 -:-:- No data available at this section BAR# Barrier/Gate Position
 NA No data available DNF Did not finish
 DNT Did not track DT-W Distance travelled compared to winner in metres

Fastest split
 Fastest section

data processed by TRIPLESDATA

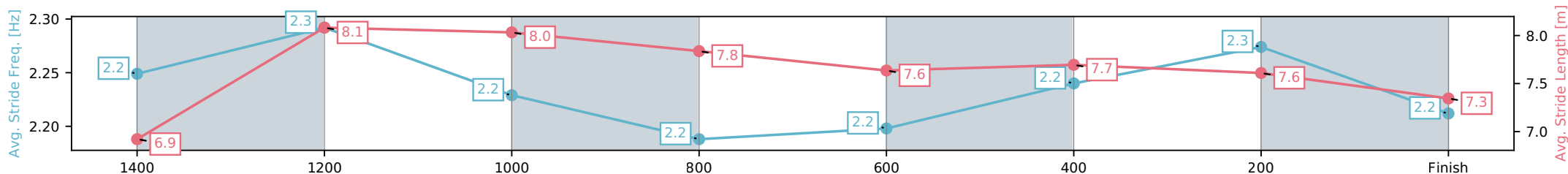
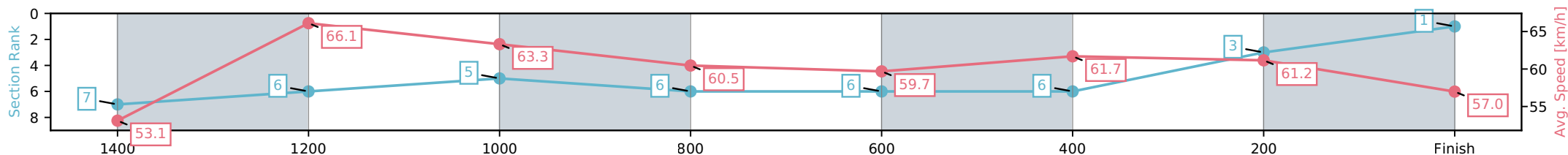
Horse/Jockey Name	Argyle Gold/Georgina Cartwright
Finish Rank	1
Fastest Section Time (Section)	0:10.89 (1400-1200)
Top Speed [km/h] (Section)	67.0 (1400-1200)
Race State	Finished



Rockhampton QLD --Professional-2026-06-05
 Race 2: GREAT NORTHERN Maiden Handicap (QTIS bonuses applicable 2&3YO's only) - 1600m
 05 June 2026 - 12:55PM
 Track Rating: Good 4, Weather: Fine, Rail Position: +5m Entire Circuit



Section	L1600	L1400	L1200	L1000	L800	L600	L400	L200
Section Times	1:36.02 (0:13.75)	1:22.27 [7] (0:10.89)	1:11.38 [6] (0:11.36)	1:00.02 [5] (0:11.92)	0:48.10 [6] (0:12.01)	0:36.09 [6] (0:11.67)	0:24.42 [6] (0:11.77)	0:12.65 [3] (0:12.65)
Average Speed [km/h]	53.1	66.1	63.3	60.5	59.7	61.7	61.2	57.0
Top Speed [km/h]	65.0	67.0	64.8	61.6	61.1	62.5	62.3	59.9
Avg. Dist. to Rail [m]	1.9	0.7	0.3	0.3	0.4	0.6	2.0	4.0
Avg. Stride Freq. [Hz]	2.2	2.3	2.2	2.2	2.2	2.2	2.3	2.2
Avg. Stride Length [m]	6.9	8.1	8.0	7.8	7.6	7.7	7.6	7.3



- [] Ranking at each section and finish
- :-:- No data available at this section
- NA No data available

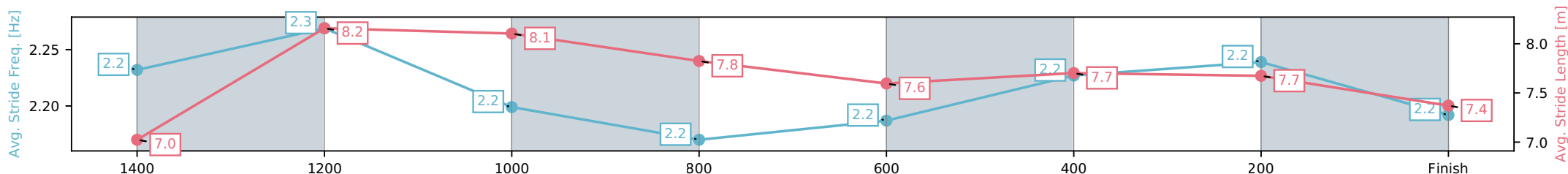
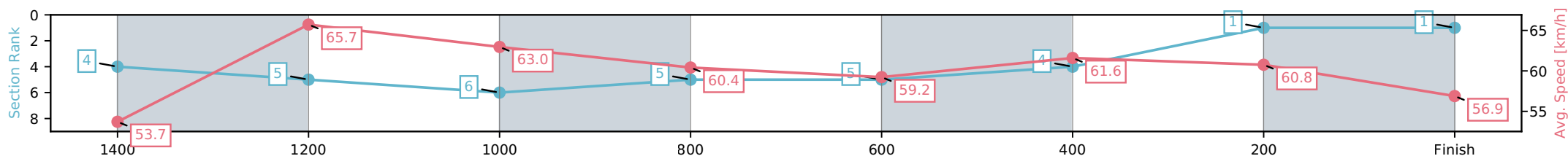
Horse/Jockey Name	Check One Two/Leah Martyn
Finish Rank	2
Fastest Section Time (Section)	0:10.95 (1400-1200)
Top Speed [km/h] (Section)	66.3 (1400-1200)
Race State	Finished



Rockhampton QLD --Professional-2026-06-05
 Race 2: GREAT NORTHERN Maiden Handicap (QTIS bonuses applicable 2&3YO's only) - 1600m
 05 June 2026 - 12:55PM
 Track Rating: Good 4, Weather: Fine, Rail Position: +5m Entire Circuit



Section	L1600	L1400	L1200	L1000	L800	L600	L400	L200
Section Times	1:36.02 (0:13.60)	1:22.42 [4] (0:10.95)	1:11.46 [5] (0:11.45)	1:00.02 [6] (0:11.83)	0:48.18 [5] (0:11.93)	0:36.26 [5] (0:11.70)	0:24.55 [4] (0:11.84)	0:12.71 [1] (0:12.71)
Average Speed [km/h]	53.7	65.7	63.0	60.4	59.2	61.6	60.8	56.9
Top Speed [km/h]	65.8	66.3	64.6	61.7	60.3	62.9	62.2	58.7
Avg. Dist. to Rail [m]	1.2	1.0	0.9	1.1	2.2	1.4	3.9	6.0
Avg. Stride Freq. [Hz]	2.2	2.3	2.2	2.2	2.2	2.2	2.2	2.2
Avg. Stride Length [m]	7.0	8.2	8.1	7.8	7.6	7.7	7.7	7.4



- [] Ranking at each section and finish
- :-:- No data available at this section
- NA No data available

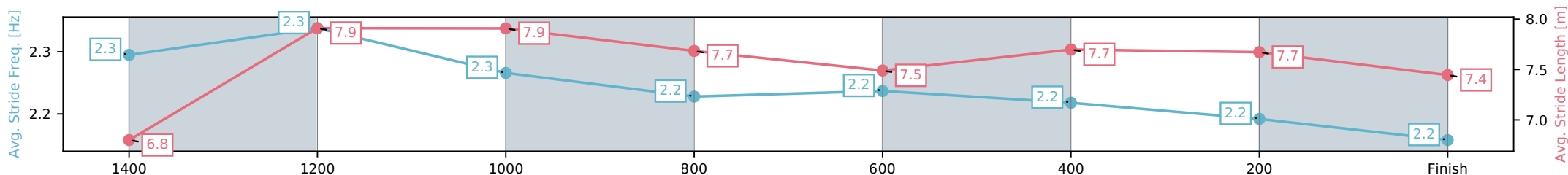
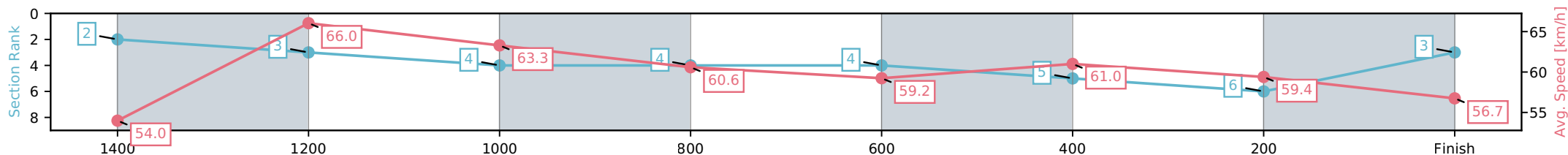
Horse/Jockey Name	Cash Pit/Tom Orr
Finish Rank	3
Fastest Section Time (Section)	0:10.90 (1400-1200)
Top Speed [km/h] (Section)	66.6 (1400-1200)
Race State	Finished



Rockhampton QLD --Professional-2026-06-05
 Race 2: GREAT NORTHERN Maiden Handicap (QTIS bonuses applicable 2&3YO's only) - 1600m
 05 June 2026 - 12:55PM
 Track Rating: Good 4, Weather: Fine, Rail Position: +5m Entire Circuit



Section	L1600	L1400	L1200	L1000	L800	L600	L400	L200
Section Times	1:36.43 (0:13.50)	1:22.93 [2] (0:10.90)	1:12.03 [3] (0:11.39)	1:00.64 [4] (0:11.86)	0:48.78 [4] (0:12.10)	0:36.68 [4] (0:11.81)	0:24.87 [5] (0:12.12)	0:12.76 [6] (0:12.76)
Average Speed [km/h]	54.0	66.0	63.3	60.6	59.2	61.0	59.4	56.7
Top Speed [km/h]	65.1	66.6	65.7	61.9	60.3	61.6	61.6	58.0
Avg. Dist. to Rail [m]	0.4	0.2	0.1	0.2	0.5	0.5	1.1	3.5
Avg. Stride Freq. [Hz]	2.3	2.3	2.3	2.2	2.2	2.2	2.2	2.2
Avg. Stride Length [m]	6.8	7.9	7.9	7.7	7.5	7.7	7.7	7.4



- [] Ranking at each section and finish
- :-:- No data available at this section
- NA No data available

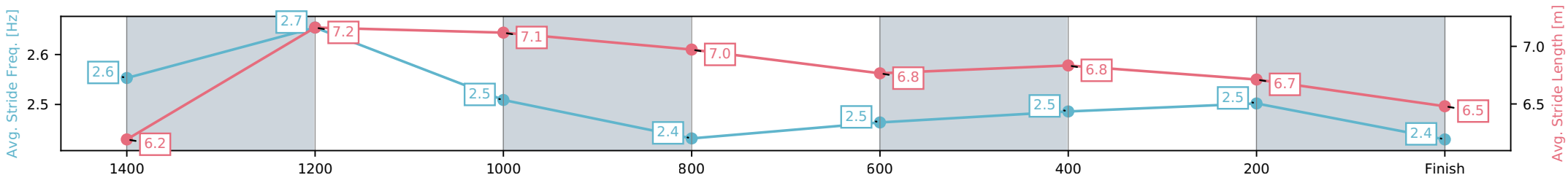
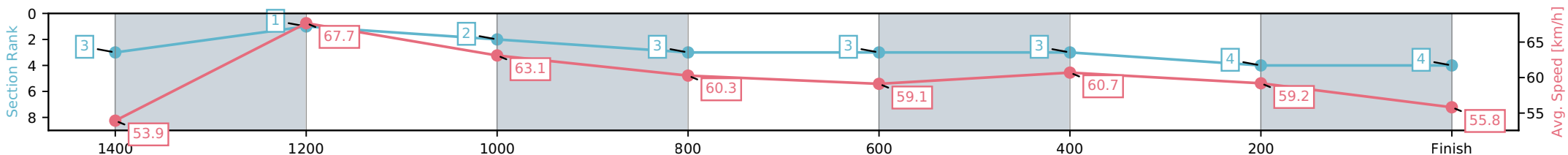
Horse/Jockey Name	Frosty's Gotcha/Amy Graham
Finish Rank	4
Fastest Section Time (Section)	0:10.64 (1400-1200)
Top Speed [km/h] (Section)	68.8 (1400-1200)
Race State	Finished



Rockhampton QLD --Professional-2026-06-05
 Race 2: GREAT NORTHERN Maiden Handicap (QTIS bonuses applicable 2&3YO's only) - 1600m
 05 June 2026 - 12:55PM
 Track Rating: Good 4, Weather: Fine, Rail Position: +5m Entire Circuit



Section	L1600	L1400	L1200	L1000	L800	L600	L400	L200
Section Times	1:36.48 (0:13.55)	1:22.93 [3] (0:10.64)	1:12.29 [1] (0:11.41)	1:00.88 [2] (0:11.83)	0:49.05 [3] (0:12.04)	0:37.00 [3] (0:11.85)	0:25.15 [3] (0:12.17)	0:12.98 [4] (0:12.98)
Average Speed [km/h]	53.9	67.7	63.1	60.3	59.1	60.7	59.2	55.8
Top Speed [km/h]	66.8	68.8	64.5	61.6	61.5	61.2	61.2	56.4
Avg. Dist. to Rail [m]	3.1	1.3	0.2	1.3	1.4	0.6	0.5	1.8
Avg. Stride Freq. [Hz]	2.6	2.7	2.5	2.4	2.5	2.5	2.5	2.4
Avg. Stride Length [m]	6.2	7.2	7.1	7.0	6.8	6.8	6.7	6.5



[] Ranking at each section and finish
 -:-:- No data available at this section
 NA No data available

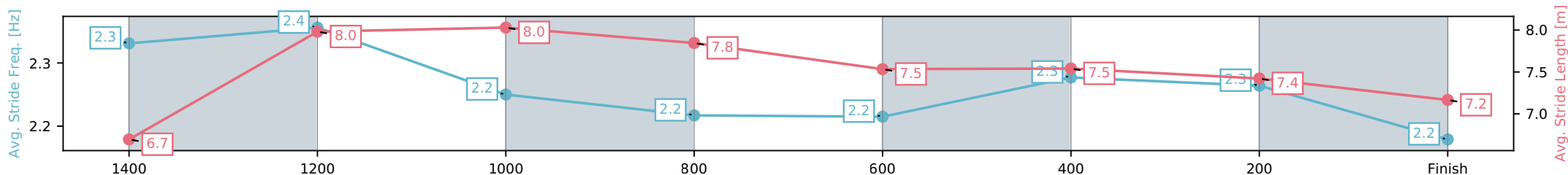
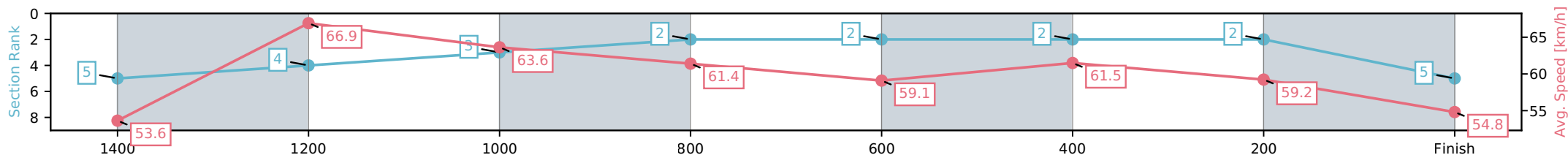
Horse/Jockey Name	General Gordon/Ryan Wiggins
Finish Rank	5
Fastest Section Time (Section)	0:10.77 (1400-1200)
Top Speed [km/h] (Section)	68.7 (1400-1200)
Race State	Finished



Rockhampton QLD --Professional-2026-06-05
 Race 2: GREAT NORTHERN Maiden Handicap (QTIS bonuses applicable 2&3YO's only) - 1600m
 05 June 2026 - 12:55PM
 Track Rating: Good 4, Weather: Fine, Rail Position: +5m Entire Circuit



Section	L1600	L1400	L1200	L1000	L800	L600	L400	L200
Section Times	1:36.49 (0:13.63)	1:22.86 [5] (0:10.77)	1:12.09 [4] (0:11.32)	1:00.78 [3] (0:11.66)	0:49.12 [2] (0:12.09)	0:37.03 [2] (0:11.70)	0:25.33 [2] (0:12.16)	0:13.17 [2] (0:13.17)
Average Speed [km/h]	53.6	66.9	63.6	61.4	59.1	61.5	59.2	54.8
Top Speed [km/h]	66.5	68.7	66.4	62.9	60.6	62.2	61.3	57.1
Avg. Dist. to Rail [m]	6.6	4.3	0.7	0.7	0.9	0.3	1.0	1.3
Avg. Stride Freq. [Hz]	2.3	2.4	2.2	2.2	2.2	2.3	2.3	2.2
Avg. Stride Length [m]	6.7	8.0	8.0	7.8	7.5	7.5	7.4	7.2



[] Ranking at each section and finish
 -:-:- No data available at this section
 NA No data available

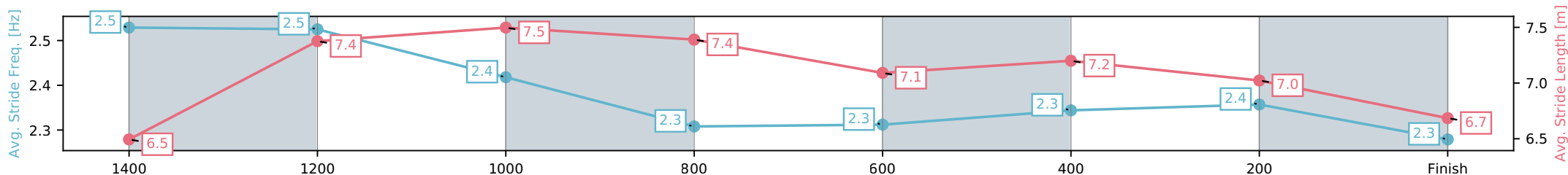
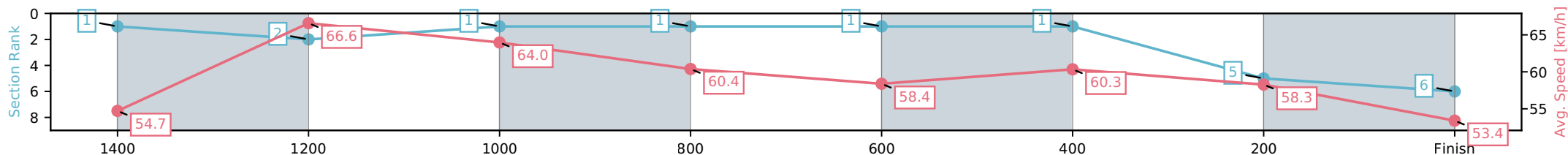
Horse/Jockey Name	Best Eagle/Ashley Butler
Finish Rank	6
Fastest Section Time (Section)	0:10.82 (1400-1200)
Top Speed [km/h] (Section)	67.4 (1400-1200)
Race State	Finished



Rockhampton QLD --Professional-2026-06-05
 Race 2: GREAT NORTHERN Maiden Handicap (QTIS bonuses applicable 2&3YO's only) - 1600m
 05 June 2026 - 12:55PM
 Track Rating: Good 4, Weather: Fine, Rail Position: +5m Entire Circuit



Section	L1600	L1400	L1200	L1000	L800	L600	L400	L200
Section Times	1:36.89 (0:13.38)	1:23.52 [1] (0:10.82)	1:12.69 [2] (0:11.24)	1:01.45 [1] (0:11.68)	0:49.76 [1] (0:12.10)	0:37.66 [1] (0:11.92)	0:25.74 [1] (0:12.36)	0:13.38 [5] (0:13.38)
Average Speed [km/h]	54.7	66.6	64.0	60.4	58.4	60.3	58.3	53.4
Top Speed [km/h]	66.0	67.4	66.7	62.1	59.3	61.9	60.2	56.9
Avg. Dist. to Rail [m]	3.4	3.6	1.8	3.2	2.2	0.6	1.8	1.2
Avg. Stride Freq. [Hz]	2.5	2.5	2.4	2.3	2.3	2.3	2.4	2.3
Avg. Stride Length [m]	6.5	7.4	7.5	7.4	7.1	7.2	7.0	6.7



[] Ranking at each section and finish
 -:-:- No data available at this section
 NA No data available

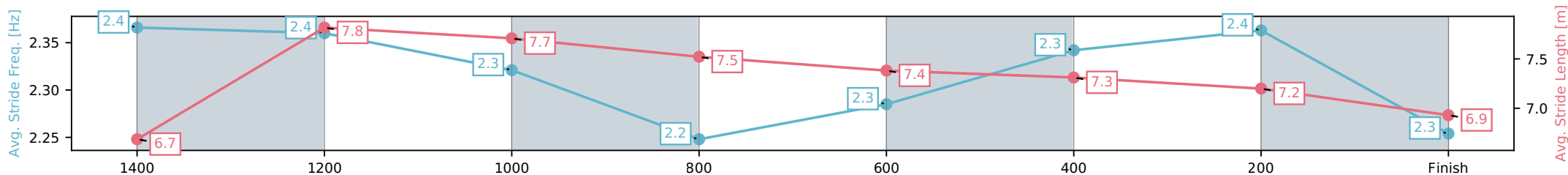
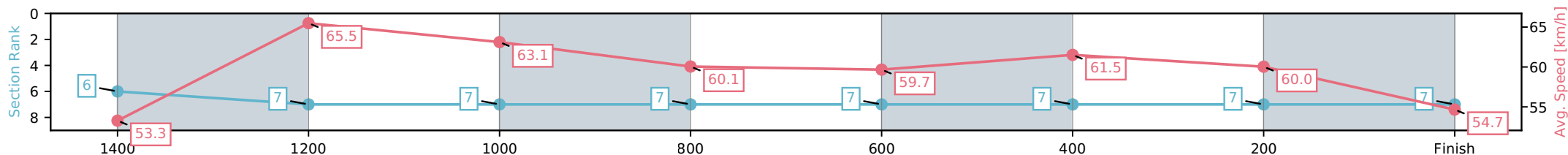
Horse/Jockey Name	Set For Life/Chloe Lowe
Finish Rank	7
Fastest Section Time (Section)	0:11.01 (1400-1200)
Top Speed [km/h] (Section)	66.5 (1400-1200)
Race State	Finished



Rockhampton QLD --Professional-2026-06-05
 Race 2: GREAT NORTHERN Maiden Handicap (QTIS bonuses applicable 2&3YO's only) - 1600m
 05 June 2026 - 12:55PM
 Track Rating: Good 4, Weather: Fine, Rail Position: +5m Entire Circuit



Section	L1600	L1400	L1200	L1000	L800	L600	L400	L200
Section Times	1:37.04 (0:13.70)	1:23.34 [6] (0:11.01)	1:12.34 [7] (0:11.42)	1:00.92 [7] (0:11.96)	0:48.96 [7] (0:12.06)	0:36.89 [7] (0:11.68)	0:25.21 [7] (0:12.01)	0:13.20 [7] (0:13.20)
Average Speed [km/h]	53.3	65.5	63.1	60.1	59.7	61.5	60.0	54.7
Top Speed [km/h]	66.4	66.5	64.1	61.0	60.7	63.8	63.5	57.6
Avg. Dist. to Rail [m]	5.0	2.3	1.1	0.5	0.3	1.5	4.7	6.0
Avg. Stride Freq. [Hz]	2.4	2.4	2.3	2.2	2.3	2.3	2.4	2.3
Avg. Stride Length [m]	6.7	7.8	7.7	7.5	7.4	7.3	7.2	6.9



- [] Ranking at each section and finish
- :-:- No data available at this section
- NA No data available



Rockhampton QLD

Race 3: GET YOUR ROCKY CUP CALCUTTA TICKETS OPEN Handicap - 1100m

05 June 2026 - 1:30PM

Track Rating: Good 4, Weather: Fine, Rail Position: +5m Entire Circuit



Field Times (Race Tempo) 1:03.28 0:55.78 0:44.68 0:33.18 0:22.16 0:11.32
 (0:07.50) (0:11.10) (0:11.50) (0:11.02) (0:10.84) (0:11.32)

Rank	TAB#	Horse	Overall Time	First 400m	Top Speed km/h (Section)	L1100	L1000	L800	L600	L400	L200		
	(BAR#)	Jockey	Margin (DT-W)	Last 600m	Fastest Section (Time)	Start - 1000	1000 - 800	800 - 600	600 - 400	400 - 200	200 - Finish		
1	4	Presocratics	1:03.28	0:24.90	68.5 (400-200)	1:03.28	0:55.31 [6]	0:44.05 [7]	0:32.62 [7]	0:21.48 [7]	0:10.89 [7]		
	(3)	Jason Taylor		0:32.62	400-200 (0:10.59)	(0:07.97)	(0:11.26)	(0:11.44)	(0:11.14)	(0:10.59)	(0:10.89)		
2	6	Universal Harmony	1:03.60	0:24.54	68.2 (400-200)	1:03.60	0:55.96 [3]	0:44.74 [3]	0:33.26 [2]	0:22.24 [2]	0:11.53 [2]		
	(1)	Chris McIver	1.9L (-9)	0:33.26	400-200 (0:10.72)	(0:07.64)	(0:11.21)	(0:11.49)	(0:11.01)	(0:10.72)	(0:11.53)		
3	3	Kai Mondo	1:03.68	0:24.54	68.1 (400-200)	1:03.68	0:56.17 [2]	0:44.92 [2]	0:33.33 [3]	0:22.30 [3]	0:11.53 [4]		
	(6)	Fiona Sandkuhl	2.4L (-12)	0:33.32	400-200 (0:10.77)	(0:07.51)	(0:11.24)	(0:11.60)	(0:11.02)	(0:10.77)	(0:11.53)		
4	5	Sailor's Rum	1:03.72	0:24.64	68.9 (600-400)	1:03.72	0:56.06 [4]	0:44.80 [5]	0:33.28 [5]	0:22.30 [4]	0:11.59 [3]		
	(4)	Leah Martyn	2.6L (-13)	0:33.28	400-200 (0:10.71)	(0:07.66)	(0:11.26)	(0:11.52)	(0:10.98)	(0:10.71)	(0:11.59)		
5	2	Dehorned Unicorn	1:03.78	0:24.60	68.0 (400-200)	1:03.78	0:56.06 [5]	0:44.87 [4]	0:33.36 [4]	0:22.26 [5]	0:11.56 [5]		
	(2)	Chloe Lowe	2.9L (-14)	0:33.37	400-200 (0:10.70)	(0:07.72)	(0:11.19)	(0:11.50)	(0:11.11)	(0:10.70)	(0:11.56)		
6	1	Track Tale	1:03.96	0:24.82	67.6 (400-200)	1:03.96	0:55.90 [7]	0:44.86 [6]	0:33.31 [6]	0:22.42 [6]	0:11.62 [6]		
	(7)	McKenzie Apel	4.0L (-14)	0:33.31	400-200 (0:10.80)	(0:08.06)	(0:11.04)	(0:11.55)	(0:10.89)	(0:10.80)	(0:11.62)		
7	7	Pretty Slick	1:04.00	0:24.29	68.1 (600-400)	1:04.00	0:56.50 [1]	0:45.40 [1]	0:33.90 [1]	0:22.88 [1]	0:12.04 [1]		
	(5)	Warwick Satherley	4.2L (-15)	0:33.90	400-200 (0:10.84)	(0:07.50)	(0:11.10)	(0:11.50)	(0:11.02)	(0:10.84)	(0:12.04)		

Report Created: Fri 05 June 2026

(Note: Races are conducted over an approximate distance as close as possible to the advertised distance, and recorded data may vary accordingly. Official times refer to race times only and do not include handicap times.)

[] Position in running at each section and finish TAB# Saddle cloth number

:-:-- No data available at this section

NA No data available

DNT Did not track

BAR# Barrier/Gate Position

DNF Did not finish

DT-W Distance travelled compared to winner in metres

Fastest split

Fastest section

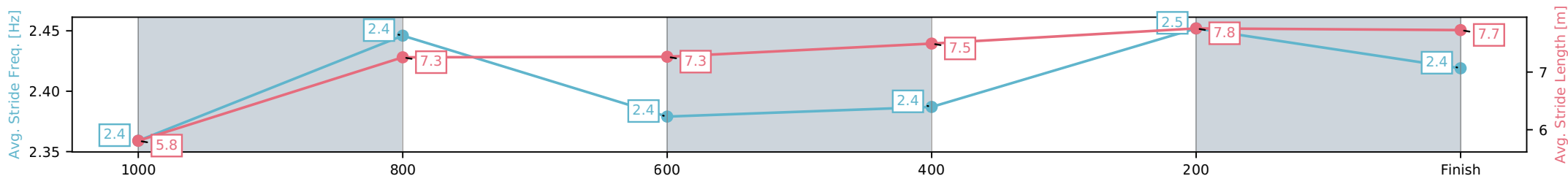
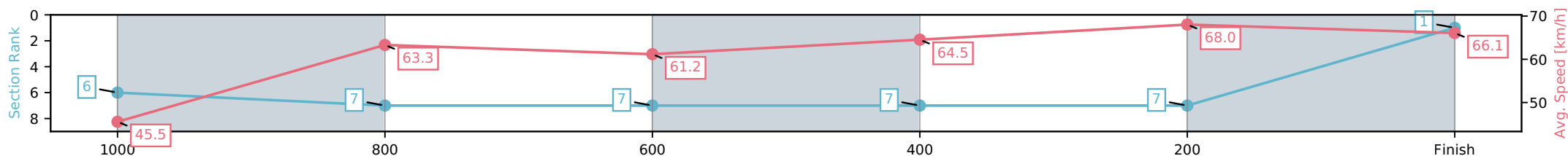
Horse/Jockey Name	Presocratics/Jason Taylor
Finish Rank	1
Fastest Section Time (Section)	0:10.59 (400-200)
Top Speed [km/h] (Section)	68.5 (400-200)
Race State	Finished



Rockhampton QLD --Professional-2026-06-05
 Race 3: GET YOUR ROCKY CUP CALCUTTA TICKETS OPEN
 Handicap - 1100m
 05 June 2026 - 1:30PM
 Track Rating: Good 4, Weather: Fine, Rail Position: +5m Entire Circuit



Section	L1100	L1000	L800	L600	L400	L200
Section Times	1:03.28 (0:07.97)	0:55.31 [6] (0:11.26)	0:44.05 [7] (0:11.44)	0:32.62 [7] (0:11.14)	0:21.48 [7] (0:10.59)	0:10.89 [7] (0:10.89)
Average Speed [km/h]	45.5	63.3	61.2	64.5	68.0	66.1
Top Speed [km/h]	61.1	64.5	62.4	67.1	68.5	67.6
Avg. Dist. to Rail [m]	1.9	1.4	3.5	1.5	1.4	4.7
Avg. Stride Freq. [Hz]	2.4	2.4	2.4	2.4	2.5	2.4
Avg. Stride Length [m]	5.8	7.3	7.3	7.5	7.8	7.7



- [] Ranking at each section and finish
- :-:- No data available at this section
- NA No data available

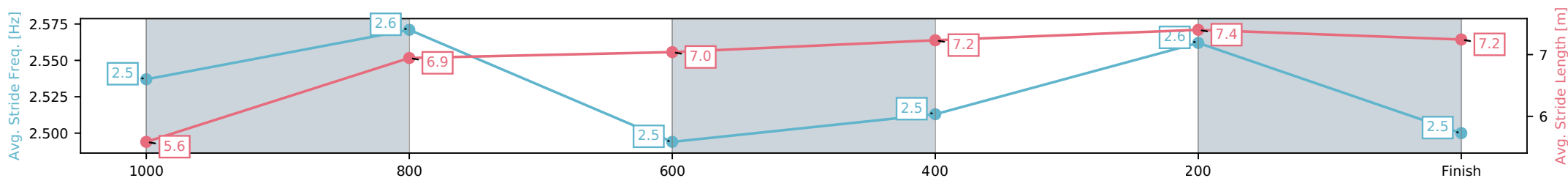
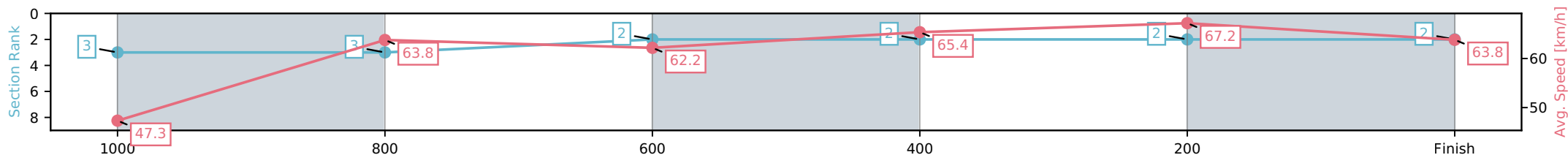
Horse/Jockey Name	Universal Harmony/Chris McIver
Finish Rank	2
Fastest Section Time (Section)	0:10.72 (400-200)
Top Speed [km/h] (Section)	68.2 (400-200)
Race State	Finished



Rockhampton QLD --Professional-2026-06-05
 Race 3: GET YOUR ROCKY CUP CALCUTTA TICKETS OPEN
 Handicap - 1100m
 05 June 2026 - 1:30PM
 Track Rating: Good 4, Weather: Fine, Rail Position: +5m Entire Circuit



Section	L1100	L1000	L800	L600	L400	L200
Section Times	1:03.60 (0:07.64)	0:55.96 [3] (0:11.21)	0:44.74 [3] (0:11.49)	0:33.26 [2] (0:11.01)	0:22.24 [2] (0:10.72)	0:11.53 [2] (0:11.53)
Average Speed [km/h]	47.3	63.8	62.2	65.4	67.2	63.8
Top Speed [km/h]	62.1	64.8	63.3	67.7	68.2	66.3
Avg. Dist. to Rail [m]	0.7	0.9	0.9	0.4	0.8	0.6
Avg. Stride Freq. [Hz]	2.5	2.6	2.5	2.5	2.6	2.5
Avg. Stride Length [m]	5.6	6.9	7.0	7.2	7.4	7.2



Report Created: Fri 05 June 2026 (Note: Timing is based on positional data)

[] Ranking at each section and finish
 -:-:- No data available at this section
 NA No data available

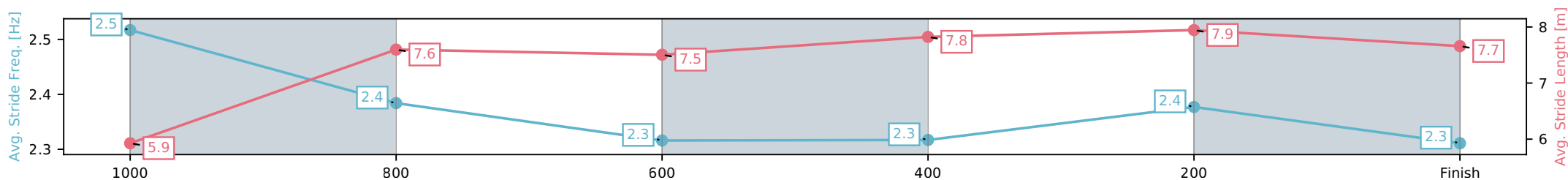
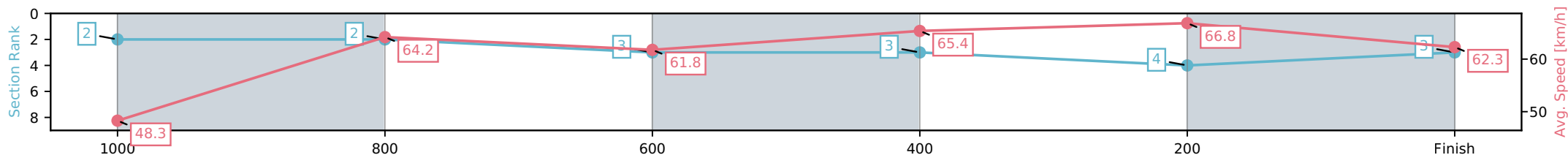
Horse/Jockey Name	Kai Mondo/Fiona Sandkuhl
Finish Rank	3
Fastest Section Time (Section)	0:10.77 (400-200)
Top Speed [km/h] (Section)	68.1 (400-200)
Race State	Finished



Rockhampton QLD --Professional-2026-06-05
 Race 3: GET YOUR ROCKY CUP CALCUTTA TICKETS OPEN
 Handicap - 1100m
 05 June 2026 - 1:30PM
 Track Rating: Good 4, Weather: Fine, Rail Position: +5m Entire Circuit



Section	L1100	L1000	L800	L600	L400	L200
Section Times	1:03.68 (0:07.51)	0:56.17 [2] (0:11.24)	0:44.92 [2] (0:11.60)	0:33.33 [3] (0:11.02)	0:22.30 [3] (0:10.77)	0:11.53 [4] (0:11.53)
Average Speed [km/h]	48.3	64.2	61.8	65.4	66.8	62.3
Top Speed [km/h]	64.8	66.4	63.7	67.3	68.1	65.4
Avg. Dist. to Rail [m]	5.9	0.9	0.5	0.5	0.9	2.4
Avg. Stride Freq. [Hz]	2.5	2.4	2.3	2.3	2.4	2.3
Avg. Stride Length [m]	5.9	7.6	7.5	7.8	7.9	7.7



[] Ranking at each section and finish
 -:-:- No data available at this section
 NA No data available

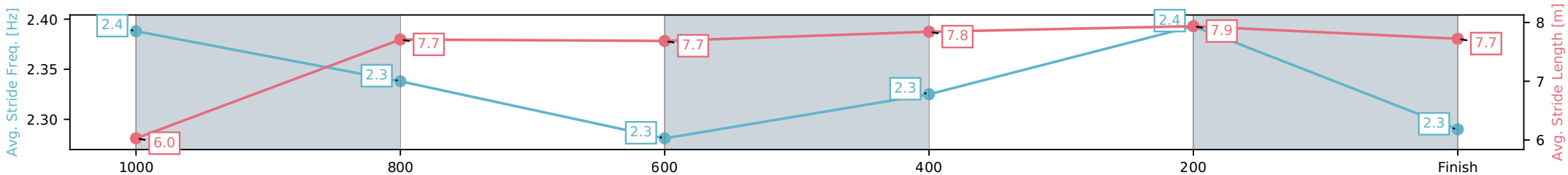
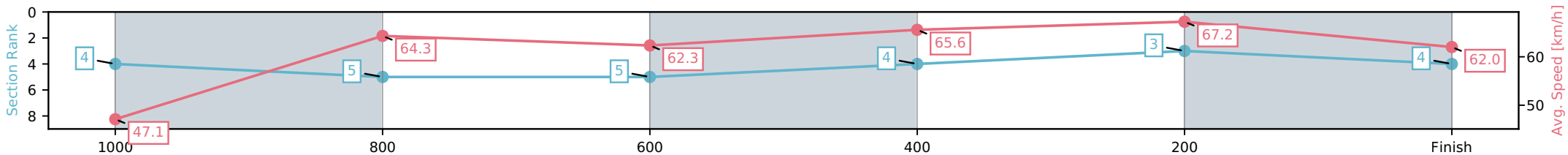
Horse/Jockey Name	Sailor's Rum/Leah Martyn
Finish Rank	4
Fastest Section Time (Section)	0:10.71 (400-200)
Top Speed [km/h] (Section)	68.9 (600-400)
Race State	Finished



Rockhampton QLD --Professional-2026-06-05
 Race 3: GET YOUR ROCKY CUP CALCUTTA TICKETS OPEN
 Handicap - 1100m
 05 June 2026 - 1:30PM
 Track Rating: Good 4, Weather: Fine, Rail Position: +5m Entire Circuit



Section	L1100	L1000	L800	L600	L400	L200
Section Times	1:03.72 (0:07.66)	0:56.06 [4] (0:11.26)	0:44.80 [5] (0:11.52)	0:33.28 [5] (0:10.98)	0:22.30 [4] (0:10.71)	0:11.59 [3] (0:11.59)
Average Speed [km/h]	47.1	64.3	62.3	65.6	67.2	62.0
Top Speed [km/h]	63.1	66.4	63.2	68.9	68.9	64.8
Avg. Dist. to Rail [m]	3.9	1.1	0.3	0.8	2.7	3.9
Avg. Stride Freq. [Hz]	2.4	2.3	2.3	2.3	2.4	2.3
Avg. Stride Length [m]	6.0	7.7	7.7	7.8	7.9	7.7



[] Ranking at each section and finish
 -:-:- No data available at this section
 NA No data available

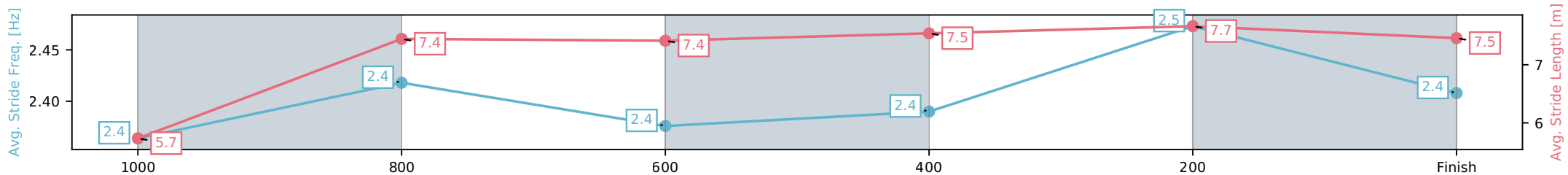
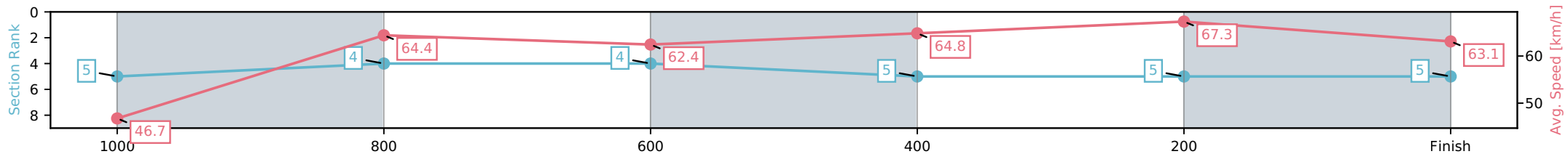
Horse/Jockey Name	Dehorned Unicorn/Chloe Lowe
Finish Rank	5
Fastest Section Time (Section)	0:10.70 (400-200)
Top Speed [km/h] (Section)	68.0 (400-200)
Race State	Finished



Rockhampton QLD --Professional-2026-06-05
 Race 3: GET YOUR ROCKY CUP CALCUTTA TICKETS OPEN
 Handicap - 1100m
 05 June 2026 - 1:30PM
 Track Rating: Good 4, Weather: Fine, Rail Position: +5m Entire Circuit



Section	L1100	L1000	L800	L600	L400	L200
Section Times	1:03.78 (0:07.72)	0:56.06 [5] (0:11.19)	0:44.87 [4] (0:11.50)	0:33.36 [4] (0:11.11)	0:22.26 [5] (0:10.70)	0:11.56 [5] (0:11.56)
Average Speed [km/h]	46.7	64.4	62.4	64.8	67.3	63.1
Top Speed [km/h]	61.2	65.5	63.7	67.6	68.0	65.8
Avg. Dist. to Rail [m]	1.9	0.4	0.5	0.5	3.0	5.6
Avg. Stride Freq. [Hz]	2.4	2.4	2.4	2.4	2.5	2.4
Avg. Stride Length [m]	5.7	7.4	7.4	7.4	7.5	7.5



- [] Ranking at each section and finish
- :-:- No data available at this section
- NA No data available

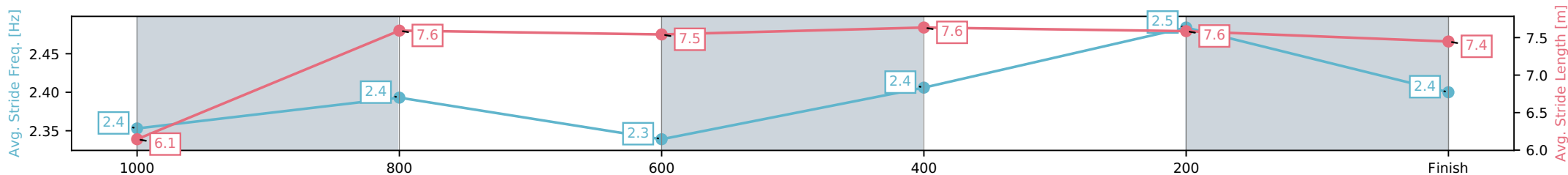
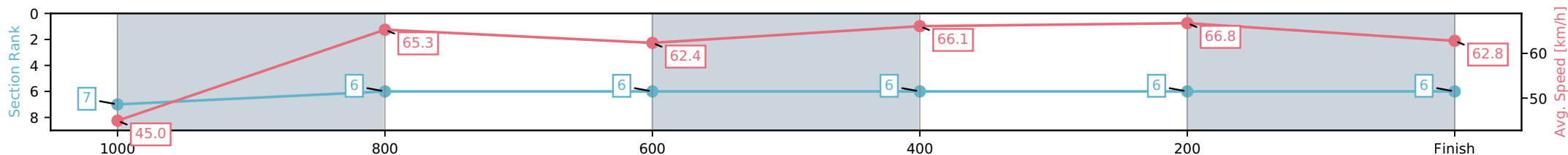
Horse/Jockey Name	Track Tale/McKenzie Apel
Finish Rank	6
Fastest Section Time (Section)	0:10.80 (400-200)
Top Speed [km/h] (Section)	67.6 (400-200)
Race State	Finished



Rockhampton QLD --Professional-2026-06-05
 Race 3: GET YOUR ROCKY CUP CALCUTTA TICKETS OPEN
 Handicap - 1100m
 05 June 2026 - 1:30PM
 Track Rating: Good 4, Weather: Fine, Rail Position: +5m Entire Circuit



Section	L1100	L1000	L800	L600	L400	L200
Section Times	1:03.96 (0:08.06)	0:55.90 [7] (0:11.04)	0:44.86 [6] (0:11.55)	0:33.31 [6] (0:10.89)	0:22.42 [6] (0:10.80)	0:11.62 [6] (0:11.62)
Average Speed [km/h]	45.0	65.3	62.4	66.1	66.8	62.8
Top Speed [km/h]	61.1	66.3	63.8	67.6	67.6	65.8
Avg. Dist. to Rail [m]	6.5	0.5	0.5	1.4	4.6	7.5
Avg. Stride Freq. [Hz]	2.4	2.4	2.3	2.4	2.5	2.4
Avg. Stride Length [m]	6.1	7.6	7.5	7.6	7.6	7.4



- [] Ranking at each section and finish
- :-:- No data available at this section
- NA No data available

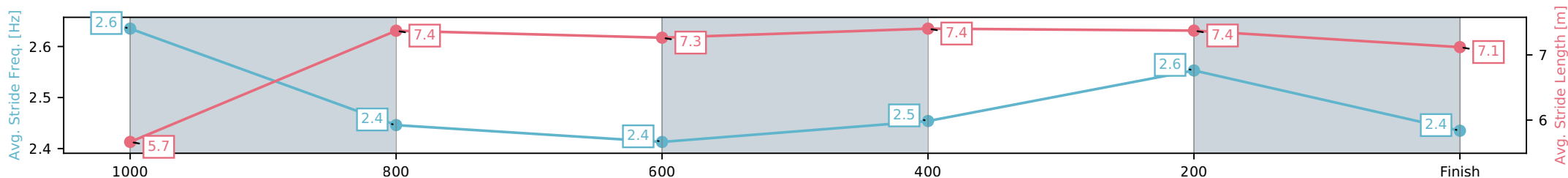
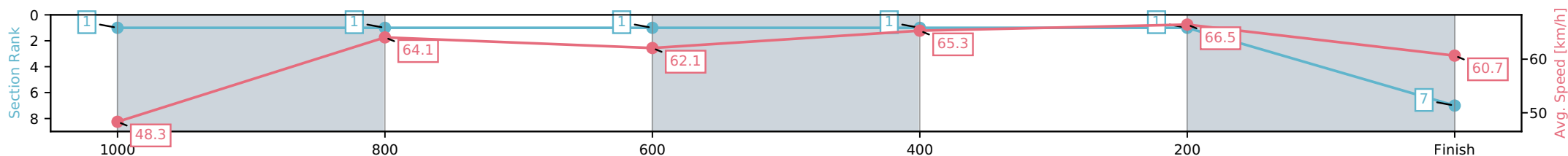
Horse/Jockey Name	Pretty Slick/Warwick Satherley
Finish Rank	7
Fastest Section Time (Section)	0:10.84 (400-200)
Top Speed [km/h] (Section)	68.1 (600-400)
Race State	Finished



Rockhampton QLD --Professional-2026-06-05
 Race 3: GET YOUR ROCKY CUP CALCUTTA TICKETS OPEN
 Handicap - 1100m
 05 June 2026 - 1:30PM
 Track Rating: Good 4, Weather: Fine, Rail Position: +5m Entire Circuit



Section	L1100	L1000	L800	L600	L400	L200
Section Times	1:04.00 (0:07.50)	0:56.50 [1] (0:11.10)	0:45.40 [1] (0:11.50)	0:33.90 [1] (0:11.02)	0:22.88 [1] (0:10.84)	0:12.04 [1] (0:12.04)
Average Speed [km/h]	48.3	64.1	62.1	65.3	66.5	60.7
Top Speed [km/h]	64.7	65.9	63.9	68.1	67.5	64.0
Avg. Dist. to Rail [m]	3.4	1.7	1.1	0.3	0.4	0.4
Avg. Stride Freq. [Hz]	2.6	2.4	2.4	2.5	2.6	2.4
Avg. Stride Length [m]	5.7	7.4	7.3	7.4	7.4	7.1



[] Ranking at each section and finish
 -:-:- No data available at this section
 NA No data available

Horse/Jockey Name	Pepperdine/Leah Martyn
Finish Rank	1
Fastest Section Time (Section)	0:10.91 (600-400)
Top Speed [km/h] (Section)	67.7 (600-400)
Race State	Finished



Rockhampton QLD --Professional-2026-06-05

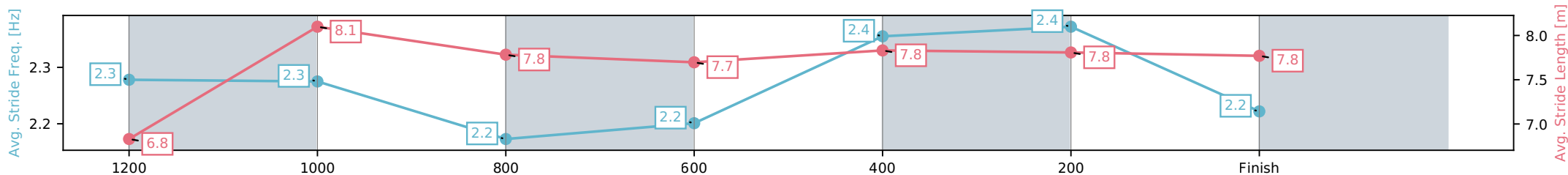
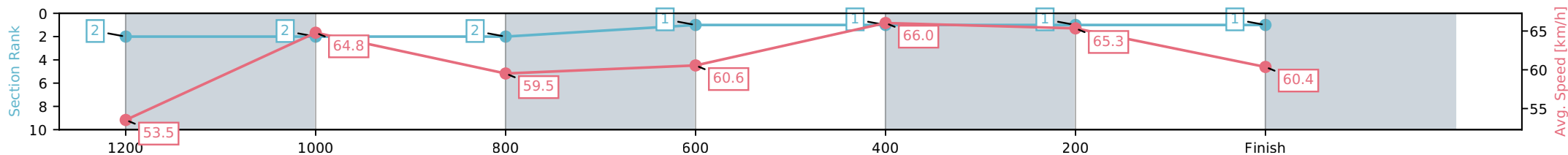
Race 4: WADE HUNT IT OPEN Handicap - 1400m

05 June 2026 - 2:07PM

Track Rating: Good 4, Weather: Fine, Rail Position: +5m Entire Circuit



Section	L1400	L1200	L1000	L800	L600	L400	L200
Section Times	1:22.59 (0:13.63)	1:08.96 [2] (0:11.15)	0:57.81 [2] (0:12.11)	0:45.70 [2] (0:11.83)	0:33.87 [1] (0:10.91)	0:22.96 [1] (0:11.02)	0:11.94 [1] (0:11.94)
Average Speed [km/h]	53.5	64.8	59.5	60.6	66.0	65.3	60.4
Top Speed [km/h]	66.7	66.1	62.0	63.5	67.7	67.4	63.8
Avg. Dist. to Rail [m]	4.8	1.7	0.4	0.5	0.2	0.3	2.5
Avg. Stride Freq. [Hz]	2.3	2.3	2.2	2.2	2.4	2.4	2.2
Avg. Stride Length [m]	6.8	8.1	7.8	7.7	7.8	7.8	7.8



- [] Ranking at each section and finish
- :-:- No data available at this section
- NA No data available

Horse/Jockey Name	Don Pedro/Chloe Lowe
Finish Rank	2
Fastest Section Time (Section)	0:10.93 (600-400)
Top Speed [km/h] (Section)	67.6 (1400 - 1200)
Race State	Finished



Rockhampton QLD --Professional-2026-06-05

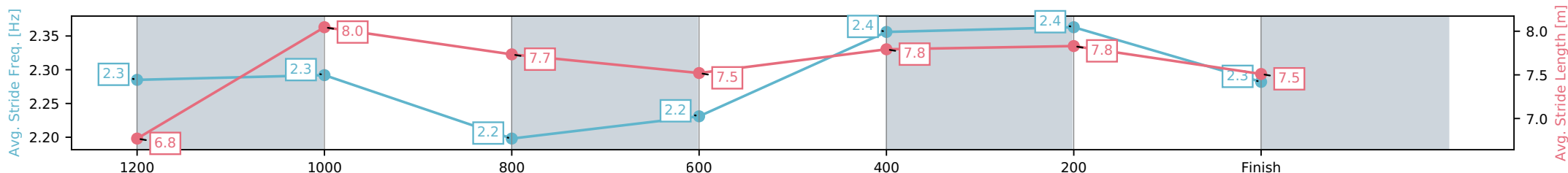
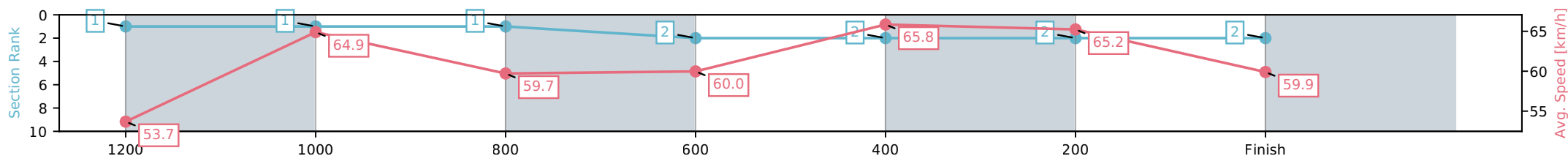
Race 4: WADE HUNT IT OPEN Handicap - 1400m

05 June 2026 - 2:07PM

Track Rating: Good 4, Weather: Fine, Rail Position: +5m Entire Circuit



Section	L1400	L1200	L1000	L800	L600	L400	L200
Section Times	1:22.69 (0:13.63)	1:09.06 [1] (0:11.11)	0:57.96 [1] (0:12.03)	0:45.93 [1] (0:12.00)	0:33.93 [2] (0:10.93)	0:23.00 [2] (0:11.04)	0:11.96 [2] (0:11.96)
Average Speed [km/h]	53.7	64.9	59.7	60.0	65.8	65.2	59.9
Top Speed [km/h]	67.6	67.1	62.1	62.4	67.4	67.0	63.0
Avg. Dist. to Rail [m]	3.5	0.6	0.4	0.2	0.4	0.6	0.5
Avg. Stride Freq. [Hz]	2.3	2.3	2.2	2.2	2.4	2.4	2.3
Avg. Stride Length [m]	6.8	8.0	7.7	7.5	7.8	7.8	7.5



- [] Ranking at each section and finish
- :-:- No data available at this section
- NA No data available

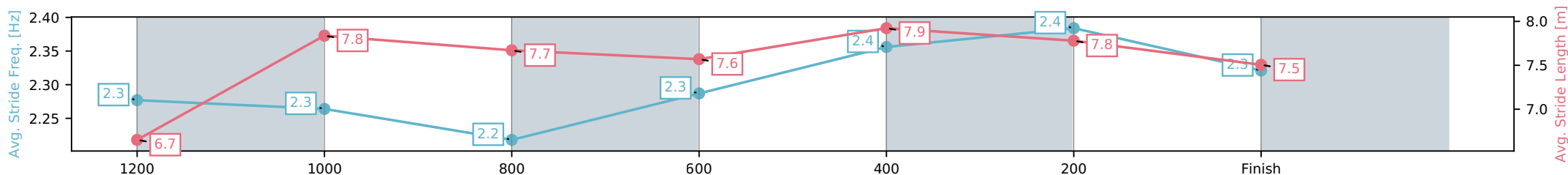
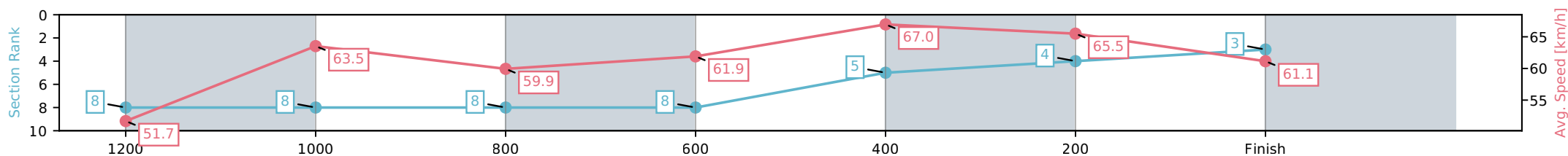
Horse/Jockey Name	Astra Star/Chris Whiteley
Finish Rank	3
Fastest Section Time (Section)	0:10.76 (600-400)
Top Speed [km/h] (Section)	67.8 (600-400)
Race State	Finished



Rockhampton QLD --Professional-2026-06-05
 Race 4: WADE HUNT IT OPEN Handicap - 1400m
 05 June 2026 - 2:07PM
 Track Rating: Good 4, Weather: Fine, Rail Position: +5m Entire Circuit



Section	L1400	L1200	L1000	L800	L600	L400	L200
Section Times	1:22.80 (0:14.14)	1:08.66 [8] (0:11.35)	0:57.32 [8] (0:12.02)	0:45.30 [8] (0:11.72)	0:33.58 [8] (0:10.76)	0:22.82 [5] (0:11.00)	0:11.82 [4] (0:11.82)
Average Speed [km/h]	51.7	63.5	59.9	61.9	67.0	65.5	61.1
Top Speed [km/h]	60.9	64.7	62.9	63.8	67.8	67.6	63.8
Avg. Dist. to Rail [m]	5.2	0.9	0.6	0.8	2.8	4.7	4.6
Avg. Stride Freq. [Hz]	2.3	2.3	2.2	2.3	2.4	2.4	2.3
Avg. Stride Length [m]	6.7	7.8	7.7	7.6	7.9	7.8	7.5



- [] Ranking at each section and finish
- :-:- No data available at this section
- NA No data available

Horse/Jockey Name	Parade Ground/Warwick Satherley
Finish Rank	4
Fastest Section Time (Section)	0:10.96 (600-400)
Top Speed [km/h] (Section)	67.1 (600-400)
Race State	Finished



Rockhampton QLD --Professional-2026-06-05

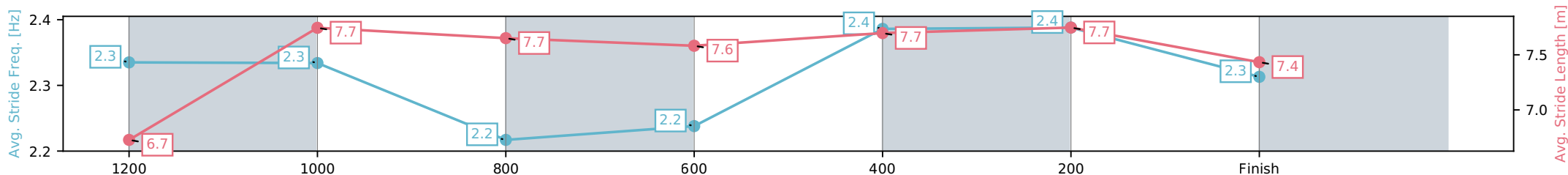
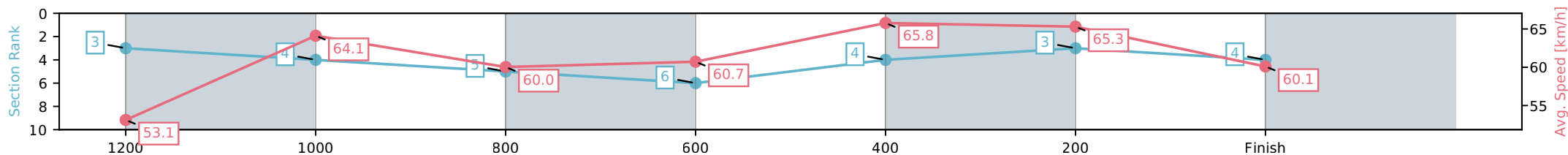
Race 4: WADE HUNT IT OPEN Handicap - 1400m

05 June 2026 - 2:07PM

Track Rating: Good 4, Weather: Fine, Rail Position: +5m Entire Circuit



Section	L1400	L1200	L1000	L800	L600	L400	L200
Section Times	1:22.95 (0:13.75)	1:09.20 [3] (0:11.25)	0:57.95 [4] (0:12.01)	0:45.94 [5] (0:11.93)	0:34.01 [6] (0:10.96)	0:23.05 [4] (0:11.02)	0:12.02 [3] (0:12.02)
Average Speed [km/h]	53.1	64.1	60.0	60.7	65.8	65.3	60.1
Top Speed [km/h]	63.9	65.4	61.8	63.7	67.1	67.0	63.2
Avg. Dist. to Rail [m]	3.6	1.0	0.3	1.0	2.1	1.1	2.5
Avg. Stride Freq. [Hz]	2.3	2.3	2.2	2.2	2.4	2.4	2.3
Avg. Stride Length [m]	6.7	7.7	7.7	7.6	7.7	7.7	7.4



- [] Ranking at each section and finish
- :-:- No data available at this section
- NA No data available

Horse/Jockey Name	Pipistrelle/McKenzie Apel
Finish Rank	5
Fastest Section Time (Section)	0:10.94 (600-400)
Top Speed [km/h] (Section)	66.8 (600-400)
Race State	Finished



Rockhampton QLD --Professional-2026-06-05

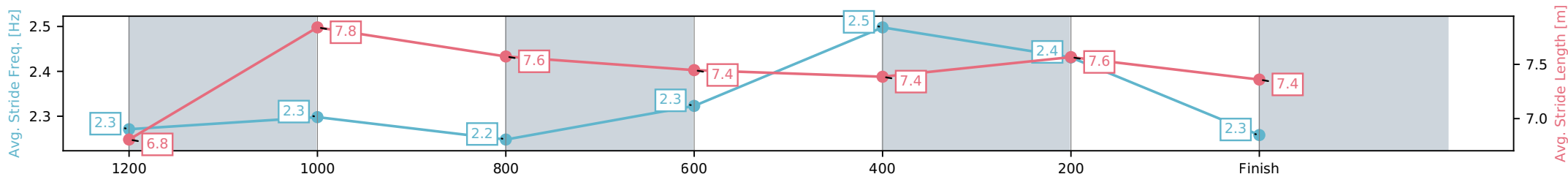
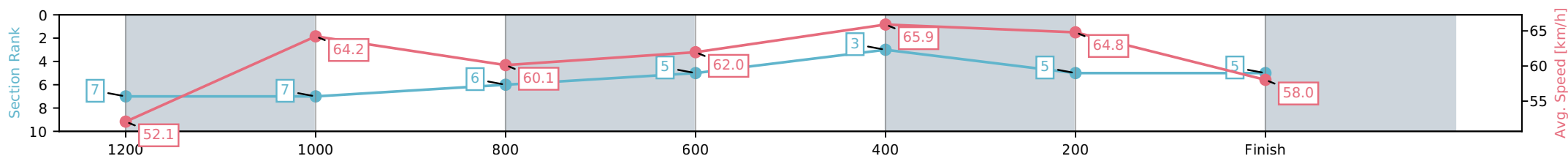
Race 4: WADE HUNT IT OPEN Handicap - 1400m

05 June 2026 - 2:07PM

Track Rating: Good 4, Weather: Fine, Rail Position: +5m Entire Circuit



Section	L1400	L1200	L1000	L800	L600	L400	L200
Section Times	1:23.51 (0:14.04)	1:09.47 [7] (0:11.20)	0:58.26 [7] (0:11.94)	0:46.32 [6] (0:11.74)	0:34.58 [5] (0:10.94)	0:23.64 [3] (0:11.12)	0:12.52 [5] (0:12.52)
Average Speed [km/h]	52.1	64.2	60.1	62.0	65.9	64.8	58.0
Top Speed [km/h]	63.4	65.1	63.0	65.0	66.8	66.8	61.9
Avg. Dist. to Rail [m]	1.1	0.2	0.4	1.4	3.8	4.0	3.4
Avg. Stride Freq. [Hz]	2.3	2.3	2.2	2.3	2.5	2.4	2.3
Avg. Stride Length [m]	6.8	7.8	7.6	7.4	7.4	7.6	7.4



- [] Ranking at each section and finish
- :-:- No data available at this section
- NA No data available

Horse/Jockey Name	Scrub Chain/Chris McIver
Finish Rank	6
Fastest Section Time (Section)	0:11.14 (1200-1000)
Top Speed [km/h] (Section)	66.4 (1200-1000)
Race State	Finished



Rockhampton QLD --Professional-2026-06-05

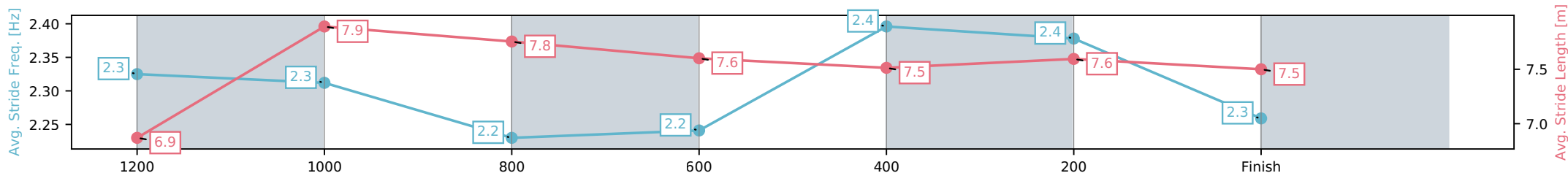
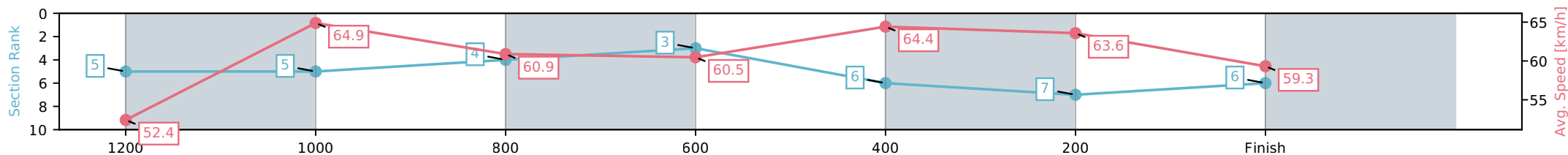
Race 4: WADE HUNT IT OPEN Handicap - 1400m

05 June 2026 - 2:07PM

Track Rating: Good 4, Weather: Fine, Rail Position: +5m Entire Circuit



Section	L1400	L1200	L1000	L800	L600	L400	L200
Section Times	1:23.61 (0:13.95)	1:09.66 [5] (0:11.14)	0:58.52 [5] (0:11.89)	0:46.63 [4] (0:11.91)	0:34.72 [3] (0:11.18)	0:23.54 [6] (0:11.33)	0:12.21 [7] (0:12.21)
Average Speed [km/h]	52.4	64.9	60.9	60.5	64.4	63.6	59.3
Top Speed [km/h]	63.0	66.4	62.3	62.3	65.6	66.0	62.2
Avg. Dist. to Rail [m]	2.8	2.1	1.3	0.3	1.6	2.5	2.4
Avg. Stride Freq. [Hz]	2.3	2.3	2.2	2.2	2.4	2.4	2.3
Avg. Stride Length [m]	6.9	7.9	7.8	7.6	7.5	7.6	7.5



- [] Ranking at each section and finish
- :-:- No data available at this section
- NA No data available

Horse/Jockey Name	Svindal/Adam Sewell
Finish Rank	7
Fastest Section Time (Section)	0:10.92 (600-400)
Top Speed [km/h] (Section)	67.1 (600-400)
Race State	Finished



Rockhampton QLD --Professional-2026-06-05

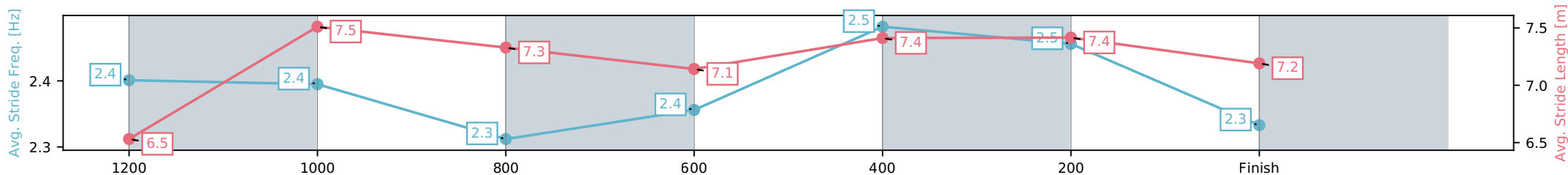
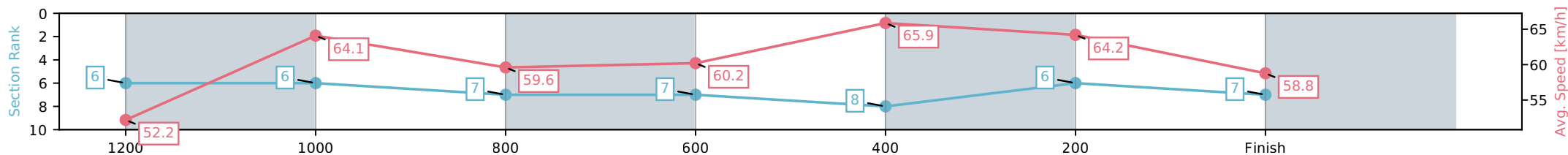
Race 4: WADE HUNT IT OPEN Handicap - 1400m

05 June 2026 - 2:07PM

Track Rating: Good 4, Weather: Fine, Rail Position: +5m Entire Circuit



Section	L1400	L1200	L1000	L800	L600	L400	L200
Section Times	1:23.66 (0:13.99)	1:09.67 [6] (0:11.22)	0:58.45 [6] (0:12.06)	0:46.39 [7] (0:11.92)	0:34.47 [7] (0:10.92)	0:23.55 [8] (0:11.22)	0:12.33 [6] (0:12.33)
Average Speed [km/h]	52.2	64.1	59.6	60.2	65.9	64.2	58.8
Top Speed [km/h]	63.7	64.9	63.1	63.2	67.1	66.1	61.9
Avg. Dist. to Rail [m]	0.9	0.4	0.3	0.4	0.6	0.3	0.6
Avg. Stride Freq. [Hz]	2.4	2.4	2.3	2.4	2.5	2.5	2.3
Avg. Stride Length [m]	6.5	7.5	7.3	7.1	7.4	7.4	7.2



- [] Ranking at each section and finish
- :-:- No data available at this section
- NA No data available

Horse/Jockey Name	Stampe/Paul Hamblin
Finish Rank	8
Fastest Section Time (Section)	0:11.18 (600-400)
Top Speed [km/h] (Section)	65.3 (1200-1000)
Race State	Finished



Rockhampton QLD --Professional-2026-06-05

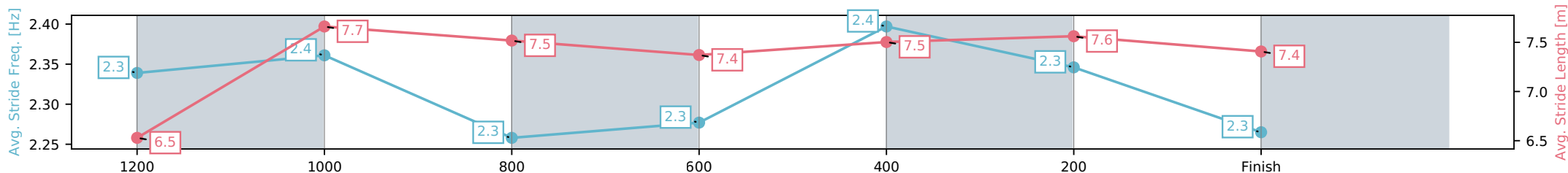
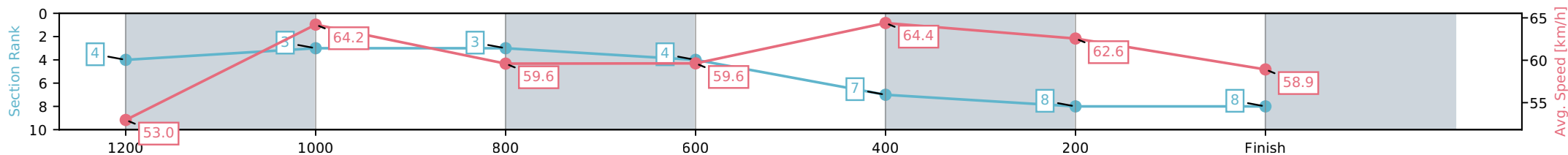
Race 4: WADE HUNT IT OPEN Handicap - 1400m

05 June 2026 - 2:07PM

Track Rating: Good 4, Weather: Fine, Rail Position: +5m Entire Circuit



Section	L1400	L1200	L1000	L800	L600	L400	L200
Section Times	1:23.86 (0:13.78)	1:10.08 [4] (0:11.19)	0:58.90 [3] (0:11.96)	0:46.94 [3] (0:11.98)	0:34.96 [4] (0:11.18)	0:23.79 [7] (0:11.51)	0:12.27 [8] (0:12.27)
Average Speed [km/h]	53.0	64.2	59.6	59.6	64.4	62.6	58.9
Top Speed [km/h]	63.3	65.3	62.3	61.8	65.2	64.9	61.2
Avg. Dist. to Rail [m]	0.8	0.9	1.5	1.2	0.3	0.4	0.7
Avg. Stride Freq. [Hz]	2.3	2.4	2.3	2.3	2.4	2.3	2.3
Avg. Stride Length [m]	6.5	7.7	7.5	7.4	7.5	7.6	7.4



- [] Ranking at each section and finish
- :-:- No data available at this section
- NA No data available



Rockhampton QLD

Race 5: BURKE IN STYLE MENSWEAR RATINGS BAND 0 - 55 Handicap - 1050m

05 June 2026 - 2:42PM

Track Rating: Good 4, Weather: Fine, Rail Position: +5m Entire Circuit



Field Times (Race Tempo) 1:00.71 0:55.89 0:44.92 0:34.00 0:23.03 0:11.92
 (0:04.82) (0:10.97) (0:10.92) (0:10.97) (0:11.12) (0:11.92)

Rank	TAB#	Horse	Overall Time	First 400m	Top Speed km/h (Section)	L1050	L1000	L800	L600	L400	L200		
	(BAR#)	Jockey	Margin (DT-W)	Last 600m	Fastest Section (Time)	Start - 1000	1000 - 800	800 - 600	600 - 400	400 - 200	200 - Finish		
1	3	Cryoseisms	1:00.71	0:24.20	67.6 (400-200)	1:00.71	0:55.77 [2]	0:44.73 [3]	0:33.74 [3]	0:22.84 [4]	0:11.92 [1]		
	(5)	Warwick Satherley		0:33.74	600-400 (0:10.90)	(0:04.94)	(0:11.04)	(0:11.00)	(0:10.90)	(0:10.92)	(0:11.92)		
2	1	Better Breakout	1:00.94	0:24.49	67.7 (600-400)	1:00.94	0:55.87 [8]	0:44.68 [6]	0:33.67 [5]	0:22.91 [5]	0:11.93 [5]		
	(9)	Ryan Wiggins	1.4L (+3)	0:33.68	600-400 (0:10.76)	(0:05.07)	(0:11.19)	(0:11.01)	(0:10.76)	(0:10.99)	(0:11.93)		
3	9	Spitzberg	1:00.94	0:24.82	68.2 (600-400)	1:00.94	0:55.91 [6]	0:44.42 [9]	0:33.38 [9]	0:22.67 [8]	0:11.75 [6]		
	(8)	Adam Sewell	1.4L (+6)	0:33.38	600-400 (0:10.71)	(0:05.03)	(0:11.49)	(0:11.04)	(0:10.71)	(0:10.92)	(0:11.75)		
4	10	Making History	1:01.01	0:24.77	68.0 (600-400)	1:01.01	0:55.74 [10]	0:44.48 [10]	0:33.44 [10]	0:22.72 [9]	0:11.72 [9]		
	(7)	Chris McIver	1.8L (+1)	0:33.45	600-400 (0:10.73)	(0:05.27)	(0:11.27)	(0:11.03)	(0:10.73)	(0:11.00)	(0:11.72)		
5	5	Panigale	1:01.06	0:23.95	68.3 (1000-800)	1:01.06	0:56.24 [1]	0:45.27 [1]	0:34.35 [1]	0:23.38 [1]	0:12.21 [2]		
	(3)	Raul Silvera Olivera	2.1L (+4)	0:34.35	800-600 (0:10.92)	(0:04.82)	(0:10.97)	(0:10.92)	(0:10.97)	(0:11.17)	(0:12.21)		
6	2	Billy Boom	1:01.19	0:24.32	68.2 (800-600)	1:01.19	0:56.20 [3]	0:44.99 [4]	0:34.10 [4]	0:23.40 [3]	0:12.32 [3]		
	(10)	Tahlia Fenlon	2.8L (+3)	0:34.11	600-400 (0:10.70)	(0:04.99)	(0:11.21)	(0:10.88)	(0:10.70)	(0:11.09)	(0:12.32)		
7	4	King Of The Vibe	1:01.21	0:24.55	67.0 (800-600)	1:01.21	0:56.17 [7]	0:44.89 [7]	0:33.90 [7]	0:22.97 [7]	0:11.95 [7]		
	(4)	Jason Taylor	3.0L (+1)	0:33.90	600-400 (0:10.93)	(0:05.04)	(0:11.28)	(0:10.99)	(0:10.93)	(0:11.02)	(0:11.95)		
8	6	Triple Spirit	1:01.27	0:24.01	68.5 (1000-800)	1:01.27	0:56.28 [4]	0:45.44 [2]	0:34.51 [2]	0:23.55 [2]	0:12.30 [4]		
	(6)	Georgina Cartwright	3.3L (+1)	0:34.51	1000-800 (0:10.83)	(0:04.99)	(0:10.83)	(0:10.94)	(0:10.96)	(0:11.25)	(0:12.30)		
9	8	Lady Consort	1:01.33	0:24.78	67.8 (600-400)	1:01.33	0:56.08 [9]	0:44.82 [8]	0:33.77 [8]	0:22.93 [10]	0:11.92 [10]		
	(2)	Amy Graham	3.6L (+6)	0:33.77	600-400 (0:10.84)	(0:05.25)	(0:11.26)	(0:11.05)	(0:10.84)	(0:11.01)	(0:11.92)		
10	7	Penrod	1:01.44	0:24.48	67.6 (600-400)	1:01.44	0:56.44 [5]	0:45.19 [5]	0:34.17 [6]	0:23.30 [6]	0:12.16 [8]		
	(1)	Chris Whiteley	4.3L (+1)	0:34.17	600-400 (0:10.87)	(0:05.00)	(0:11.25)	(0:11.02)	(0:10.87)	(0:11.14)	(0:12.16)		

Report Created: Fri 05 June 2026

(Note: Races are conducted over an approximate distance as close as possible to the advertised distance, and recorded data may vary accordingly. Official times refer to race times only and do not include handicap times.)

[] Position in running at each section and finish TAB# Saddle cloth number

:-:-- No data available at this section

NA No data available

DNT Did not track

BAR# Barrier/Gate Position

DNF Did not finish

DT-W Distance travelled compared to winner in metres

Fastest split

Fastest section

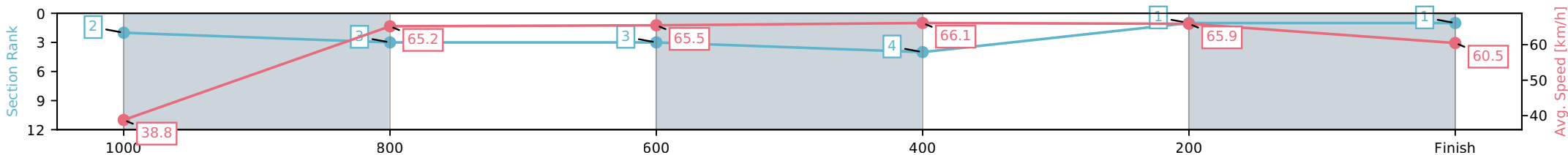
Horse/Jockey Name	Cryoseisms/Warwick Satherley
Finish Rank	1
Fastest Section Time (Section)	0:10.90 (600-400)
Top Speed [km/h] (Section)	67.6 (400-200)
Race State	Finished



Rockhampton QLD --Professional-2026-06-05
 Race 5: BURKE IN STYLE MENSWEAR RATINGS BAND 0 - 55 Handicap - 1050m
 05 June 2026 - 2:42PM
 Track Rating: Good 4, Weather: Fine, Rail Position: +5m Entire Circuit



Section	L1050	L800	L600	L400	L200	L0
Section Times	1:00.71 (0:04.94)	0:55.77 [2] (0:11.04)	0:44.73 [3] (0:11.00)	0:33.74 [3] (0:10.90)	0:22.84 [4] (0:10.92)	0:11.92 [1] (0:11.92)
Average Speed [km/h]	38.8	65.2	65.5	66.1	65.9	60.5
Top Speed [km/h]	55.3	67.0	66.9	67.3	67.6	64.5
Avg. Dist. to Rail [m]	4.8	1.2	0.4	0.7	1.7	1.3
Avg. Stride Freq. [Hz]	2.5	2.5	2.4	2.4	2.4	2.3
Avg. Stride Length [m]	4.8	7.3	7.8	7.8	7.8	7.5



- [] Ranking at each section and finish
- :-:- No data available at this section
- NA No data available

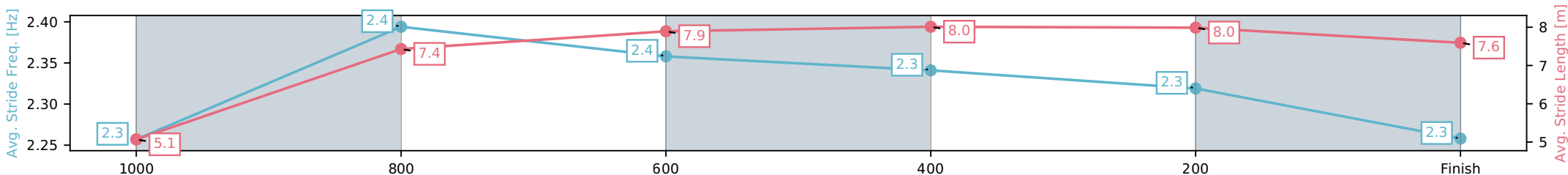
Horse/Jockey Name	Better Breakout/Ryan Wiggins
Finish Rank	2
Fastest Section Time (Section)	0:10.76 (600-400)
Top Speed [km/h] (Section)	67.7 (600-400)
Race State	Finished



Rockhampton QLD --Professional-2026-06-05
 Race 5: BURKE IN STYLE MENSWEAR RATINGS BAND 0 - 55 Handicap - 1050m
 05 June 2026 - 2:42PM
 Track Rating: Good 4, Weather: Fine, Rail Position: +5m Entire Circuit



Section	L1050	L800	L600	L400	L200	L0
Section Times	1:00.94 (0:05.07)	0:55.87 [8] (0:11.19)	0:44.68 [6] (0:11.01)	0:33.67 [5] (0:10.76)	0:22.91 [5] (0:10.99)	0:11.93 [5] (0:11.93)
Average Speed [km/h]	38.1	65.2	66.0	67.0	65.5	60.0
Top Speed [km/h]	54.6	67.0	67.3	67.7	67.1	63.6
Avg. Dist. to Rail [m]	8.0	3.1	1.2	2.0	2.6	3.1
Avg. Stride Freq. [Hz]	2.3	2.4	2.4	2.3	2.3	2.3
Avg. Stride Length [m]	5.1	7.4	7.9	8.0	8.0	7.6



[] Ranking at each section and finish
 -:-:- No data available at this section
 NA No data available

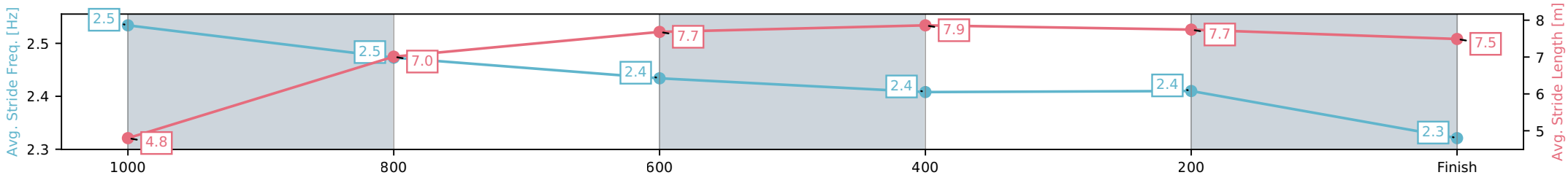
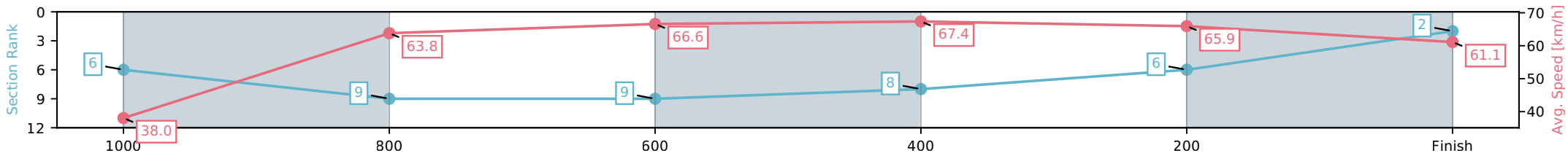
Horse/Jockey Name	Spitzberg/Adam Sewell
Finish Rank	3
Fastest Section Time (Section)	0:10.71 (600-400)
Top Speed [km/h] (Section)	68.2 (600-400)
Race State	Finished



Rockhampton QLD --Professional-2026-06-05
 Race 5: BURKE IN STYLE MENSWEAR RATINGS BAND 0 - 55 Handicap - 1050m
 05 June 2026 - 2:42PM
 Track Rating: Good 4, Weather: Fine, Rail Position: +5m Entire Circuit



Section	L1050	L800	L600	L400	L200	L0
Section Times	1:00.94 (0:05.03)	0:55.91 [6] (0:11.49)	0:44.42 [9] (0:11.04)	0:33.38 [9] (0:10.71)	0:22.67 [8] (0:10.92)	0:11.75 [6] (0:11.75)
Average Speed [km/h]	38.0	63.8	66.6	67.4	65.9	61.1
Top Speed [km/h]	52.6	67.1	67.6	68.2	67.7	63.7
Avg. Dist. to Rail [m]	7.3	3.1	2.8	2.9	4.7	6.2
Avg. Stride Freq. [Hz]	2.5	2.5	2.4	2.4	2.4	2.3
Avg. Stride Length [m]	4.8	7.0	7.7	7.9	7.7	7.5



[] Ranking at each section and finish
 -:-:- No data available at this section
 NA No data available

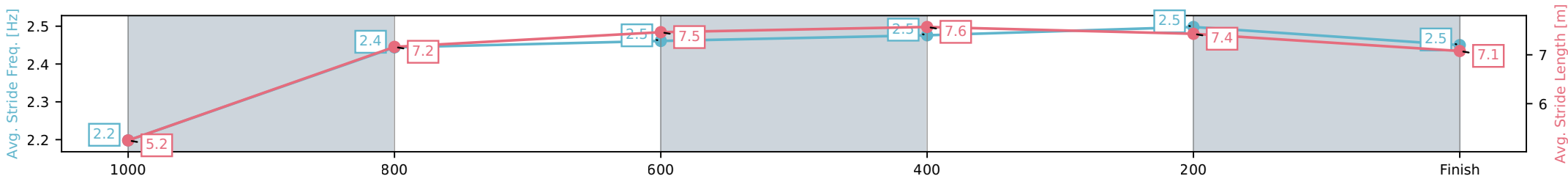
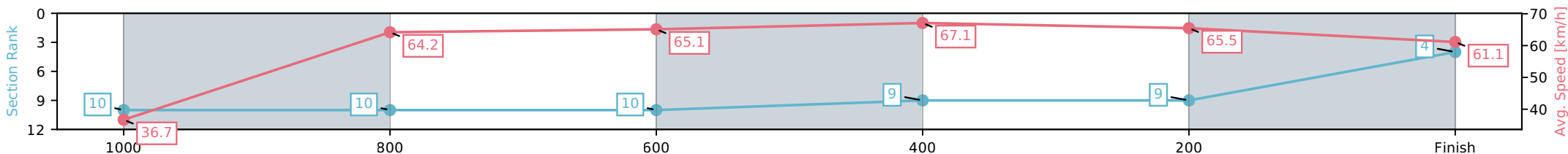
Horse/Jockey Name	Making History/Chris McIver
Finish Rank	4
Fastest Section Time (Section)	0:10.73 (600-400)
Top Speed [km/h] (Section)	68.0 (600-400)
Race State	Finished



Rockhampton QLD --Professional-2026-06-05
 Race 5: BURKE IN STYLE MENSWEAR RATINGS BAND 0 - 55 Handicap - 1050m
 05 June 2026 - 2:42PM
 Track Rating: Good 4, Weather: Fine, Rail Position: +5m Entire Circuit



Section	L1050	L800	L600	L400	L200	L0
Section Times	1:01.01 (0:05.27)	0:55.74 [10] (0:11.27)	0:44.48 [10] (0:11.03)	0:33.44 [10] (0:10.73)	0:22.72 [9] (0:11.00)	0:11.72 [9] (0:11.72)
Average Speed [km/h]	36.7	64.2	65.1	67.1	65.5	61.1
Top Speed [km/h]	53.5	67.2	66.3	68.0	67.7	63.1
Avg. Dist. to Rail [m]	6.7	1.1	0.6	1.0	2.7	4.3
Avg. Stride Freq. [Hz]	2.2	2.4	2.5	2.5	2.5	2.5
Avg. Stride Length [m]	5.2	7.2	7.5	7.6	7.4	7.1



[] Ranking at each section and finish
 -:-:- No data available at this section
 NA No data available

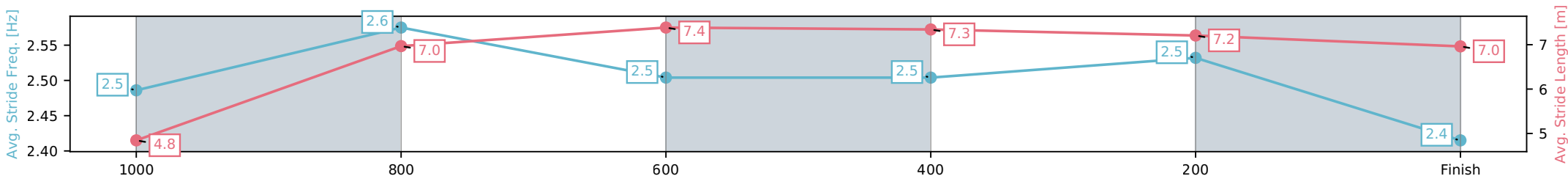
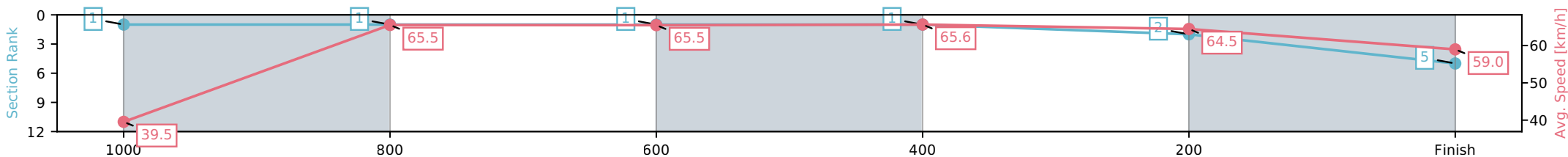
Horse/Jockey Name	Panigale/Raul Silvera Olivera
Finish Rank	5
Fastest Section Time (Section)	0:10.92 (800-600)
Top Speed [km/h] (Section)	68.3 (1000-800)
Race State	Finished



Rockhampton QLD --Professional-2026-06-05
 Race 5: BURKE IN STYLE MENSWEAR RATINGS BAND 0 - 55 Handicap - 1050m
 05 June 2026 - 2:42PM
 Track Rating: Good 4, Weather: Fine, Rail Position: +5m Entire Circuit



Section	L1050	L800	L600	L400	L200	L0
Section Times	1:01.06 (0:04.82)	0:56.24 [1] (0:10.97)	0:45.27 [1] (0:10.92)	0:34.35 [1] (0:10.97)	0:23.38 [1] (0:11.17)	0:12.21 [2] (0:12.21)
Average Speed [km/h]	39.5	65.5	65.5	65.6	64.5	59.0
Top Speed [km/h]	56.5	68.3	67.1	66.2	66.2	62.2
Avg. Dist. to Rail [m]	3.7	0.7	0.8	0.5	0.3	0.3
Avg. Stride Freq. [Hz]	2.5	2.6	2.5	2.5	2.5	2.4
Avg. Stride Length [m]	4.8	7.0	7.4	7.3	7.2	7.0



[] Ranking at each section and finish
 -:-:- No data available at this section
 NA No data available

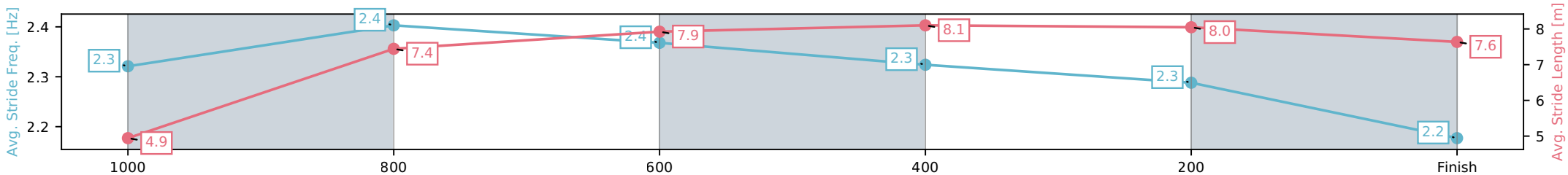
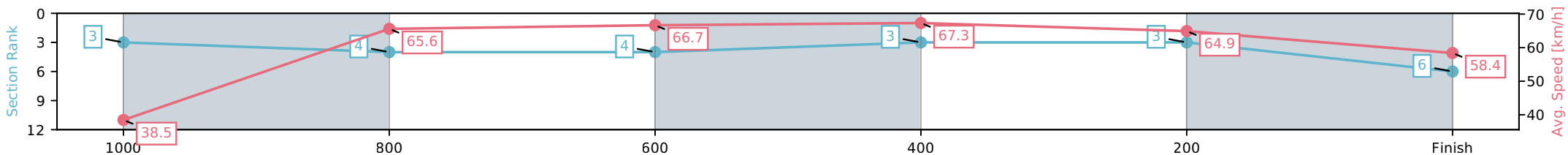
Horse/Jockey Name	Billy Boom/Tahlia Fenlon
Finish Rank	6
Fastest Section Time (Section)	0:10.70 (600-400)
Top Speed [km/h] (Section)	68.2 (800-600)
Race State	Finished



Rockhampton QLD --Professional-2026-06-05
 Race 5: BURKE IN STYLE MENSWEAR RATINGS BAND 0 - 55 Handicap - 1050m
 05 June 2026 - 2:42PM
 Track Rating: Good 4, Weather: Fine, Rail Position: +5m Entire Circuit



Section	L1050	L800	L600	L400	L200	L0
Section Times	1:01.19 (0:04.99)	0:56.20 [3] (0:11.21)	0:44.99 [4] (0:10.88)	0:34.10 [4] (0:10.70)	0:23.40 [3] (0:11.09)	0:12.32 [3] (0:12.32)
Average Speed [km/h]	38.5	65.6	66.7	67.3	64.9	58.4
Top Speed [km/h]	55.5	67.6	68.2	68.0	67.8	61.9
Avg. Dist. to Rail [m]	9.3	4.6	1.0	0.9	1.4	1.7
Avg. Stride Freq. [Hz]	2.3	2.4	2.4	2.3	2.3	2.2
Avg. Stride Length [m]	4.9	7.4	7.9	8.1	8.0	7.6



- [] Ranking at each section and finish
- :-:- No data available at this section
- NA No data available

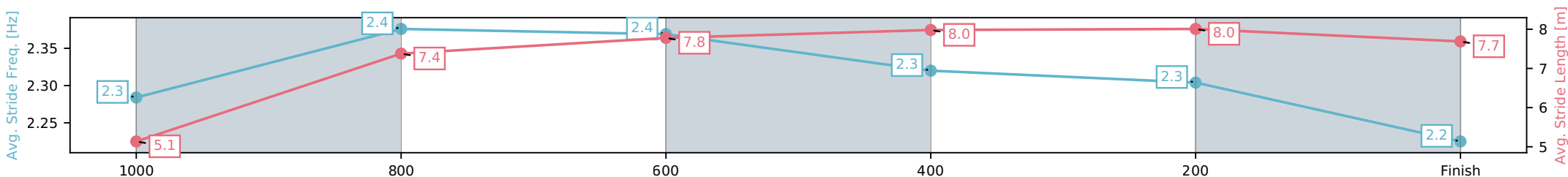
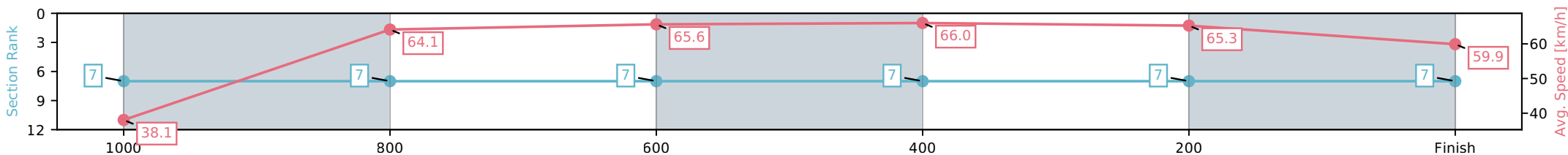
Horse/Jockey Name	King Of The Vibe/Jason Taylor
Finish Rank	7
Fastest Section Time (Section)	0:10.93 (600-400)
Top Speed [km/h] (Section)	67.0 (800-600)
Race State	Finished



Rockhampton QLD --Professional-2026-06-05
 Race 5: BURKE IN STYLE MENSWEAR RATINGS BAND 0 - 55 Handicap - 1050m
 05 June 2026 - 2:42PM
 Track Rating: Good 4, Weather: Fine, Rail Position: +5m Entire Circuit



Section	L1050	L800	L600	L400	L200	L0
Section Times	1:01.21 (0:05.04)	0:56.17 [7] (0:11.28)	0:44.89 [7] (0:10.99)	0:33.90 [7] (0:10.93)	0:22.97 [7] (0:11.02)	0:11.95 [7] (0:11.95)
Average Speed [km/h]	38.1	64.1	65.6	66.0	65.3	59.9
Top Speed [km/h]	54.2	66.2	67.0	66.7	66.8	63.5
Avg. Dist. to Rail [m]	4.3	1.1	0.6	0.5	1.2	2.8
Avg. Stride Freq. [Hz]	2.3	2.4	2.4	2.3	2.3	2.2
Avg. Stride Length [m]	5.1	7.4	7.8	8.0	8.0	7.7



- [] Ranking at each section and finish
- :-:- No data available at this section
- NA No data available

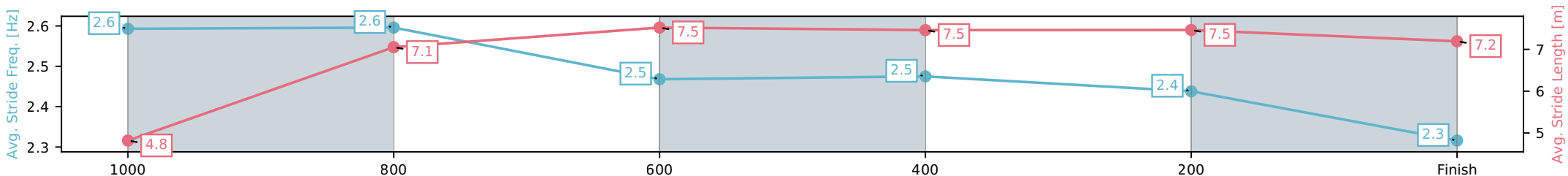
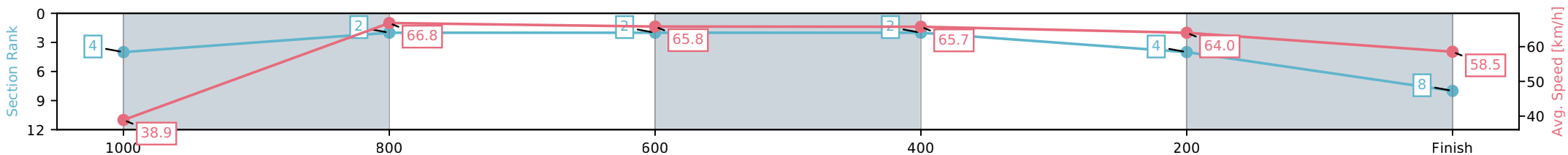
Horse/Jockey Name	Triple Spirit/Georgina Cartwright
Finish Rank	8
Fastest Section Time (Section)	0:10.83 (1000-800)
Top Speed [km/h] (Section)	68.5 (1000-800)
Race State	Finished



Rockhampton QLD --Professional-2026-06-05
 Race 5: BURKE IN STYLE MENSWEAR RATINGS BAND 0 - 55 Handicap - 1050m
 05 June 2026 - 2:42PM
 Track Rating: Good 4, Weather: Fine, Rail Position: +5m Entire Circuit



Section	L1050	L800	L600	L400	L200	L0
Section Times	1:01.27 (0:04.99)	0:56.28 [4] (0:10.83)	0:45.44 [2] (0:10.94)	0:34.51 [2] (0:10.96)	0:23.55 [2] (0:11.25)	0:12.30 [4] (0:12.30)
Average Speed [km/h]	38.9	66.8	65.8	65.7	64.0	58.5
Top Speed [km/h]	56.9	68.5	67.0	66.9	66.4	61.5
Avg. Dist. to Rail [m]	5.5	1.7	0.3	0.5	0.7	0.9
Avg. Stride Freq. [Hz]	2.6	2.6	2.5	2.5	2.4	2.3
Avg. Stride Length [m]	4.8	7.1	7.5	7.5	7.5	7.2



- [] Ranking at each section and finish
- :-:- No data available at this section
- NA No data available

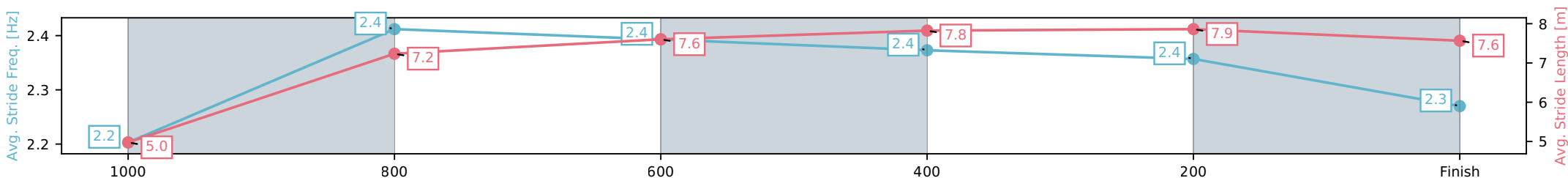
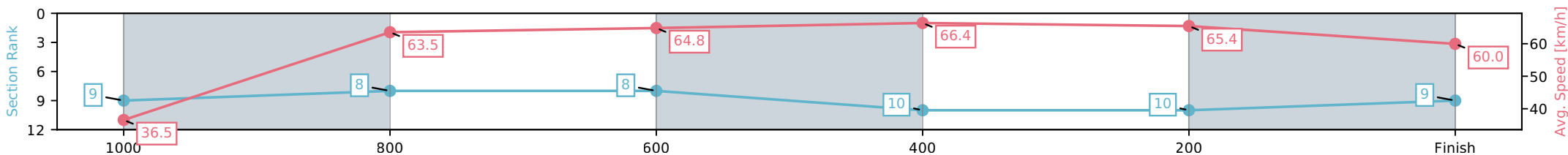
Horse/Jockey Name	Lady Consort/Amy Graham
Finish Rank	9
Fastest Section Time (Section)	0:10.84 (600-400)
Top Speed [km/h] (Section)	67.8 (600-400)
Race State	Finished



Rockhampton QLD --Professional-2026-06-05
 Race 5: BURKE IN STYLE MENSWEAR RATINGS BAND 0 - 55 Handicap - 1050m
 05 June 2026 - 2:42PM
 Track Rating: Good 4, Weather: Fine, Rail Position: +5m Entire Circuit



Section	L1050	L800	L600	L400	L200	L0
Section Times	1:01.33 (0:05.25)	0:56.08 [9] (0:11.26)	0:44.82 [8] (0:11.05)	0:33.77 [8] (0:10.84)	0:22.93 [10] (0:11.01)	0:11.92 [10] (0:11.92)
Average Speed [km/h]	36.5	63.5	64.8	66.4	65.4	60.0
Top Speed [km/h]	55.3	64.6	65.7	67.8	67.8	63.8
Avg. Dist. to Rail [m]	1.6	0.9	0.6	0.7	1.6	2.1
Avg. Stride Freq. [Hz]	2.2	2.4	2.4	2.4	2.4	2.3
Avg. Stride Length [m]	5.0	7.2	7.6	7.8	7.9	7.6



- [] Ranking at each section and finish
- :-:- No data available at this section
- NA No data available

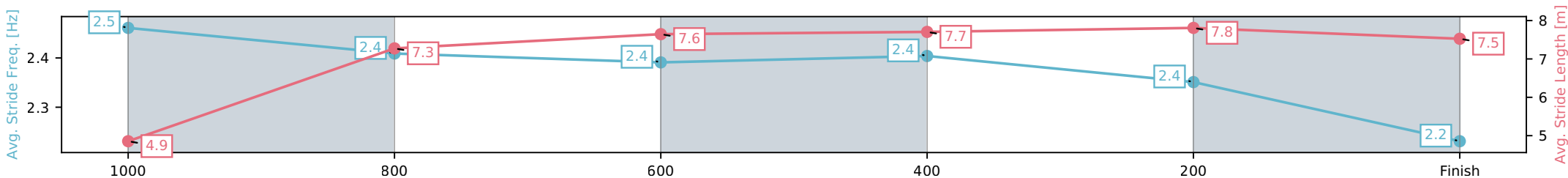
Horse/Jockey Name	Penrod/Chris Whiteley
Finish Rank	10
Fastest Section Time (Section)	0:10.87 (600-400)
Top Speed [km/h] (Section)	67.6 (600-400)
Race State	Finished



Rockhampton QLD --Professional-2026-06-05
 Race 5: BURKE IN STYLE MENSWEAR RATINGS BAND 0 - 55 Handicap - 1050m
 05 June 2026 - 2:42PM
 Track Rating: Good 4, Weather: Fine, Rail Position: +5m Entire Circuit



Section	L1050	L800	L600	L400	L200	L0
Section Times	1:01.44 (0:05.00)	0:56.44 [5] (0:11.25)	0:45.19 [5] (0:11.02)	0:34.17 [6] (0:10.87)	0:23.30 [6] (0:11.14)	0:12.16 [8] (0:12.16)
Average Speed [km/h]	38.5	63.8	65.1	66.3	64.6	58.5
Top Speed [km/h]	55.6	65.1	66.4	67.6	66.8	61.9
Avg. Dist. to Rail [m]	1.9	0.7	0.5	0.2	0.4	1.4
Avg. Stride Freq. [Hz]	2.5	2.4	2.4	2.4	2.4	2.2
Avg. Stride Length [m]	4.9	7.3	7.6	7.7	7.8	7.5



- [] Ranking at each section and finish
- :-:- No data available at this section
- NA No data available



Rockhampton QLD

Race 6: DIAGEO Class 1 Handicap - 1400m

05 June 2026 - 3:15PM



Track Rating: Good 4, Weather: Fine, Rail Position: +5m Entire Circuit

Field Times (Race Tempo) 1:23.59 (0:14.08) 1:09.51 (0:11.76) 0:57.76 (0:11.83) 0:45.92 (0:11.71) 0:34.21 (0:11.13) 0:23.08 (0:11.15) 0:11.93 (0:11.93)

Rank	TAB#	Horse	Overall Time	First 400m	Top Speed km/h (Section)	L1400	L1200	L1000	L800	L600	L400	L200	
	(BAR#)	Jockey	Margin (DT-W)	Last 600m	Fastest Section (Time)	Start - 1200	1200 - 1000	1000 - 800	800 - 600	600 - 400	400 - 200	200 - Finish	
1	1	Out Of Aces	1:23.59	0:26.06	67.0 (600-400)	1:23.59	1:09.37 [2]	0:57.53 [2]	0:45.80 [2]	0:34.13 [2]	0:23.08 [1]	0:11.93 [1]	
	(7)	Nikki Olzard		0:34.13	600-400 (0:11.05)	(0:14.22)	(0:11.84)	(0:11.74)	(0:11.67)	(0:11.05)	(0:11.15)	(0:11.93)	
2	9	Luxor Prince	1:23.62	0:26.78	67.5 (400-200)	1:23.62	1:08.83 [8]	0:56.83 [7]	0:45.13 [7]	0:33.47 [7]	0:22.45 [7]	0:11.57 [4]	
	(5)	Tahlia Fenlon	0.2L (-6)	0:33.47	400-200 (0:10.88)	(0:14.79)	(0:11.99)	(0:11.70)	(0:11.66)	0:11.02	0:10.88	0:11.57	
3	4	Cryptology	1:23.81	0:26.51	67.3 (600-400)	1:23.81	1:09.36 [3]	0:57.30 [4]	0:45.71 [3]	0:33.99 [5]	0:22.95 [3]	0:11.92 [2]	
	(3)	Ryan Wiggins	1.3L (+5)	0:33.99	400-200 (0:11.03)	(0:14.45)	(0:12.06)	0:11.58	(0:11.73)	(0:11.04)	(0:11.03)	(0:11.92)	
4	2	Bold Change	1:23.85	0:26.73	66.6 (600-400)	1:23.85	1:09.15 [6]	0:57.11 [6]	0:45.49 [6]	0:33.79 [6]	0:22.70 [6]	0:11.66 [5]	
	(1)	Georgina Cartwright	1.5L (-1)	0:33.78	400-200 (0:11.04)	(0:14.70)	(0:12.03)	(0:11.62)	(0:11.70)	(0:11.08)	(0:11.04)	(0:11.66)	
5	5	Skilful Artist	1:23.87	0:26.43	66.0 (600-400)	1:23.87	1:09.40 [4]	0:57.44 [3]	0:45.76 [4]	0:34.12 [3]	0:22.96 [4]	0:11.64 [7]	
	(4)	Chris McIver	1.7L (-4)	0:34.12	600-400 (0:11.16)	(0:14.47)	(0:11.96)	(0:11.67)	(0:11.64)	(0:11.16)	(0:11.32)	(0:11.64)	
6	7	Sumich	1:24.10	0:25.84	65.0 (600-400)	1:24.10	1:10.02 [1]	0:58.26 [1]	0:46.43 [1]	0:34.72 [1]	0:23.48 [2]	0:12.09 [3]	
	(2)	Adam Sewell	3.0L (-3)	0:34.71	600-400 (0:11.24)	0:14.08	0:11.76	(0:11.83)	(0:11.72)	(0:11.24)	(0:11.38)	(0:12.09)	
7	10	Mr Grey	1:24.25	0:27.00	66.9 (600-400)	1:24.25	1:09.23 [9]	0:57.25 [9]	0:45.54 [8]	0:33.98 [9]	0:22.96 [8]	0:11.87 [8]	
	(9)	Warwick Satherley	3.9L (-2)	0:33.98	600-400 (0:11.02)	(0:15.02)	(0:11.98)	(0:11.71)	(0:11.56)	0:11.02	(0:11.09)	(0:11.87)	
8	3	Nitrogen	1:24.29	0:26.59	65.7 (600-400)	1:24.29	1:09.73 [5]	0:57.70 [5]	0:46.11 [5]	0:34.49 [4]	0:23.35 [5]	0:12.08 [6]	
	(8)	Chloe Lowe	4.1L (-4)	0:34.50	600-400 (0:11.14)	(0:14.56)	(0:12.03)	(0:11.59)	(0:11.62)	(0:11.14)	(0:11.28)	(0:12.08)	
9	8	Boom Crusher	1:24.59	0:26.92	66.6 (400-200)	1:24.59	1:09.88 [7]	0:57.68 [8]	0:45.86 [9]	0:34.41 [8]	0:23.27 [9]	0:12.03 [9]	
	(6)	Tom Orr	5.9L (-2)	0:34.40	600-400 (0:11.13)	(0:14.71)	(0:12.21)	(0:11.82)	0:11.45	(0:11.13)	(0:11.24)	(0:12.03)	

Scratched: Four Leaf Wonder (#6)

Report Created: Fri 05 June 2026

(Note: Races are conducted over an approximate distance as close as possible to the advertised distance, and recorded data may vary accordingly. Official times refer to race times only and do not include handicap times.)

[] Position in running at each section and finish TAB# Saddle cloth number
 -:-:- No data available at this section BAR# Barrier/Gate Position
 NA No data available DNF Did not finish
 DNT Did not track DT-W Distance travelled compared to winner in metres

Fastest split
 Fastest section

data processed by **TRIPLES DATA**

Horse/Jockey Name	Out Of Aces/Nikki Olzard
Finish Rank	1
Fastest Section Time (Section)	0:11.05 (600-400)
Top Speed [km/h] (Section)	67.0 (600-400)
Race State	Finished



Rockhampton QLD --Professional-2026-06-05

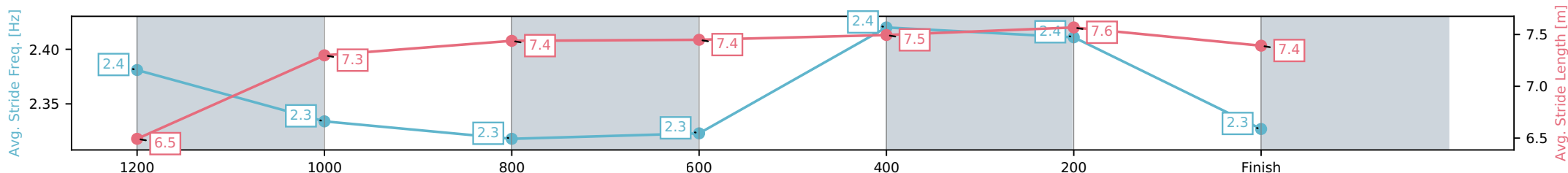
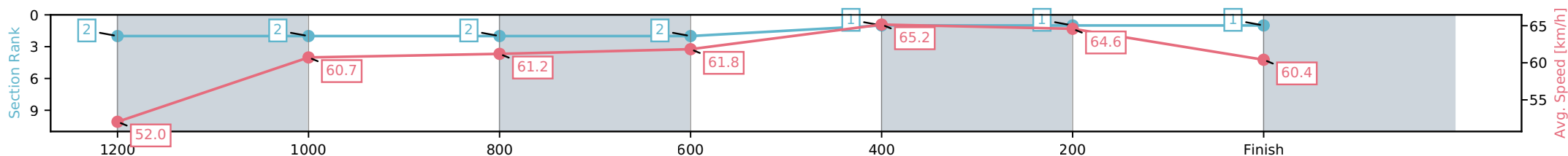
Race 6: DIAGEO Class 1 Handicap - 1400m

05 June 2026 - 3:15PM

Track Rating: Good 4, Weather: Fine, Rail Position: +5m Entire Circuit



Section	L1400	L1200	L1000	L800	L600	L400	L200
Section Times	1:23.59 (0:14.22)	1:09.37 [2] (0:11.84)	0:57.53 [2] (0:11.74)	0:45.80 [2] (0:11.67)	0:34.13 [2] (0:11.05)	0:23.08 [1] (0:11.15)	0:11.93 [1] (0:11.93)
Average Speed [km/h]	52.0	60.7	61.2	61.8	65.2	64.6	60.4
Top Speed [km/h]	60.7	61.4	62.2	62.8	67.0	66.3	63.0
Avg. Dist. to Rail [m]	3.4	0.6	0.6	0.3	0.3	0.8	1.6
Avg. Stride Freq. [Hz]	2.4	2.3	2.3	2.3	2.4	2.4	2.3
Avg. Stride Length [m]	6.5	7.3	7.4	7.4	7.5	7.6	7.4



- [] Ranking at each section and finish
- :-:- No data available at this section
- NA No data available

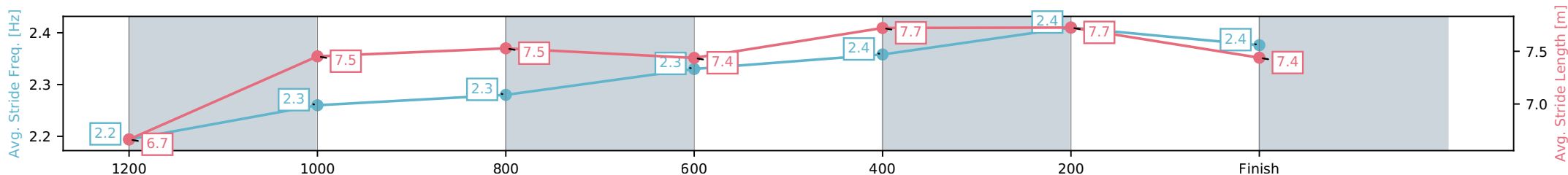
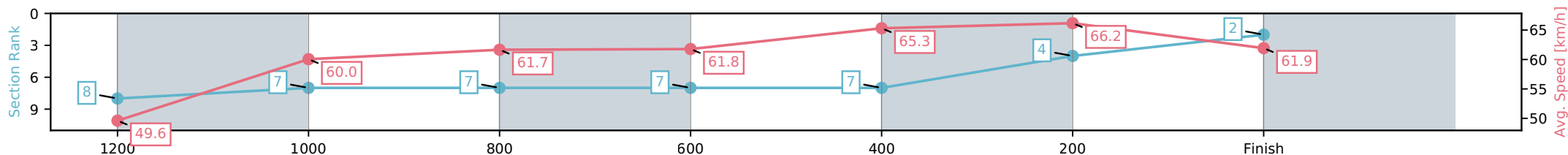
Horse/Jockey Name	Luxor Prince/Tahlia Fenlon
Finish Rank	2
Fastest Section Time (Section)	0:10.88 (400-200)
Top Speed [km/h] (Section)	67.5 (400-200)
Race State	Finished



Rockhampton QLD --Professional-2026-06-05
 Race 6: DIAGEO Class 1 Handicap - 1400m
 05 June 2026 - 3:15PM
 Track Rating: Good 4, Weather: Fine, Rail Position: +5m Entire Circuit



Section	L1400	L1200	L1000	L800	L600	L400	L200
Section Times	1:23.62 (0:14.79)	1:08.83 [8] (0:11.99)	0:56.83 [7] (0:11.70)	0:45.13 [7] (0:11.66)	0:33.47 [7] (0:11.02)	0:22.45 [7] (0:10.88)	0:11.57 [4] (0:11.57)
Average Speed [km/h]	49.6	60.0	61.7	61.8	65.3	66.2	61.9
Top Speed [km/h]	60.0	61.0	62.7	62.9	66.8	67.5	64.6
Avg. Dist. to Rail [m]	1.7	0.2	0.4	0.2	0.3	1.0	3.3
Avg. Stride Freq. [Hz]	2.2	2.3	2.3	2.3	2.4	2.4	2.4
Avg. Stride Length [m]	6.7	7.5	7.5	7.4	7.7	7.7	7.4



- [] Ranking at each section and finish
- :-:- No data available at this section
- NA No data available

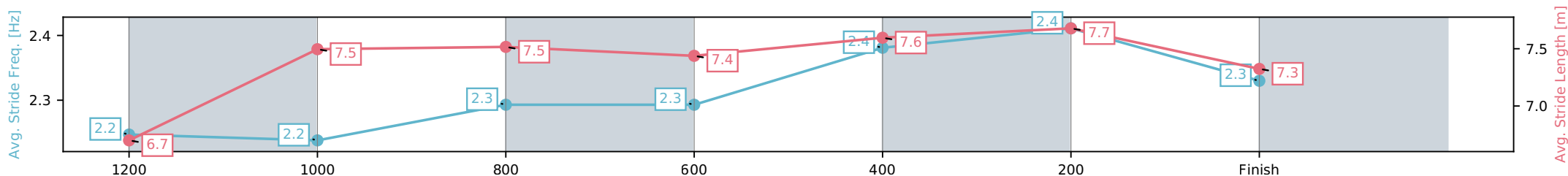
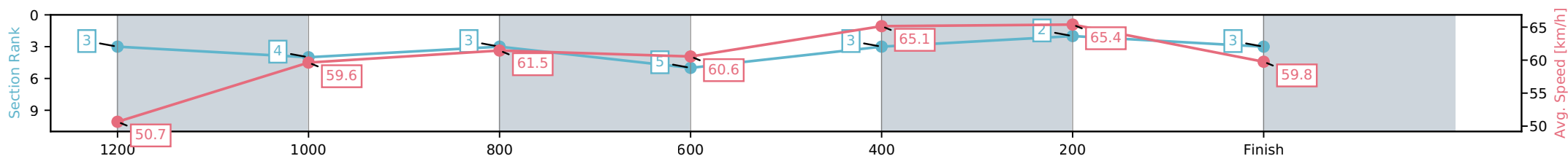
Horse/Jockey Name	Cryptology/Ryan Wiggins
Finish Rank	3
Fastest Section Time (Section)	0:11.03 (400-200)
Top Speed [km/h] (Section)	67.3 (600-400)
Race State	Finished



Rockhampton QLD --Professional-2026-06-05
 Race 6: DIAGEO Class 1 Handicap - 1400m
 05 June 2026 - 3:15PM
 Track Rating: Good 4, Weather: Fine, Rail Position: +5m Entire Circuit



Section	L1400	L1200	L1000	L800	L600	L400	L200
Section Times	1:23.81 (0:14.45)	1:09.36 [3] (0:12.06)	0:57.30 [4] (0:11.58)	0:45.71 [3] (0:11.73)	0:33.99 [5] (0:11.04)	0:22.95 [3] (0:11.03)	0:11.92 [2] (0:11.92)
Average Speed [km/h]	50.7	59.6	61.5	60.6	65.1	65.4	59.8
Top Speed [km/h]	60.1	61.0	62.4	61.9	67.3	67.3	63.8
Avg. Dist. to Rail [m]	1.7	0.5	1.7	1.7	0.8	0.7	1.2
Avg. Stride Freq. [Hz]	2.2	2.2	2.3	2.3	2.4	2.4	2.3
Avg. Stride Length [m]	6.7	7.5	7.5	7.4	7.6	7.7	7.3



- [] Ranking at each section and finish
- :-:- No data available at this section
- NA No data available

Horse/Jockey Name	Bold Change/Georgina Cartwright
Finish Rank	4
Fastest Section Time (Section)	0:11.04 (400-200)
Top Speed [km/h] (Section)	66.6 (600-400)
Race State	Finished



Rockhampton QLD --Professional-2026-06-05

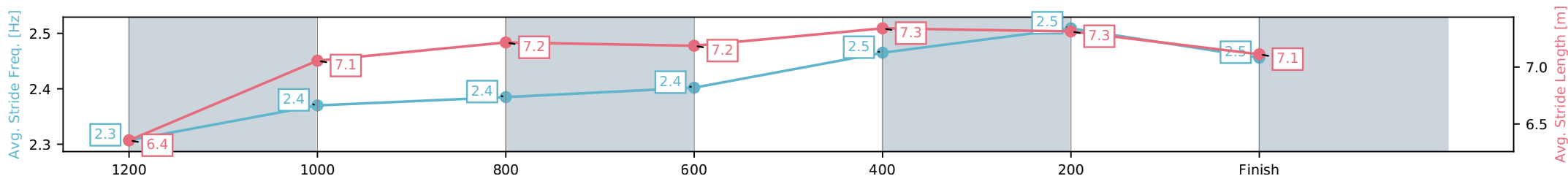
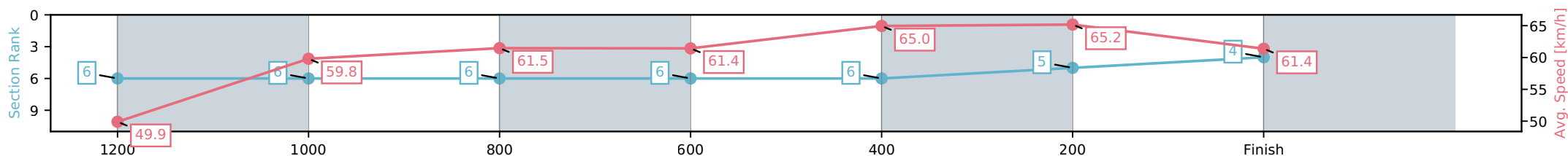
Race 6: DIAGEO Class 1 Handicap - 1400m

05 June 2026 - 3:15PM

Track Rating: Good 4, Weather: Fine, Rail Position: +5m Entire Circuit



Section	L1400	L1200	L1000	L800	L600	L400	L200
Section Times	1:23.85 (0:14.70)	1:09.15 [6] (0:12.03)	0:57.11 [6] (0:11.62)	0:45.49 [6] (0:11.70)	0:33.79 [6] (0:11.08)	0:22.70 [6] (0:11.04)	0:11.66 [5] (0:11.66)
Average Speed [km/h]	49.9	59.8	61.5	61.4	65.0	65.2	61.4
Top Speed [km/h]	59.7	60.9	62.7	62.6	66.6	65.9	64.2
Avg. Dist. to Rail [m]	0.6	0.6	1.1	0.6	0.8	0.9	0.7
Avg. Stride Freq. [Hz]	2.3	2.4	2.4	2.4	2.5	2.5	2.5
Avg. Stride Length [m]	6.4	7.1	7.2	7.2	7.3	7.3	7.1



- [] Ranking at each section and finish
- :-:- No data available at this section
- NA No data available

Horse/Jockey Name	Skilful Artist/Chris McIver
Finish Rank	5
Fastest Section Time (Section)	0:11.16 (600-400)
Top Speed [km/h] (Section)	66.0 (600-400)
Race State	Finished



Rockhampton QLD --Professional-2026-06-05

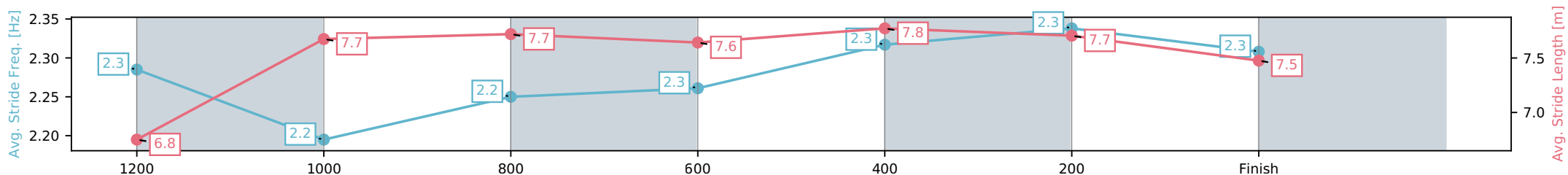
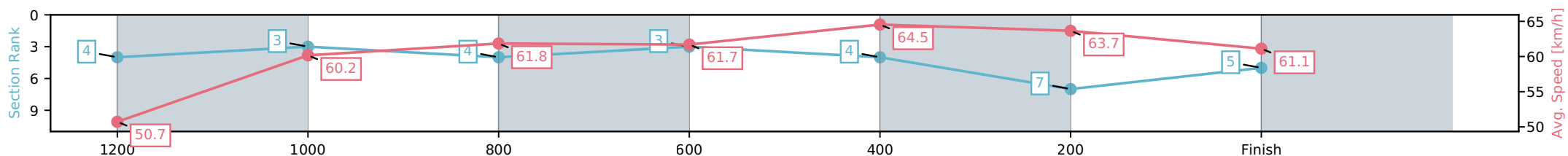
Race 6: DIAGEO Class 1 Handicap - 1400m

05 June 2026 - 3:15PM

Track Rating: Good 4, Weather: Fine, Rail Position: +5m Entire Circuit



Section	L1400	L1200	L1000	L800	L600	L400	L200
Section Times	1:23.87 (0:14.47)	1:09.40 [4] (0:11.96)	0:57.44 [3] (0:11.67)	0:45.76 [4] (0:11.64)	0:34.12 [3] (0:11.16)	0:22.96 [4] (0:11.32)	0:11.64 [7] (0:11.64)
Average Speed [km/h]	50.7	60.2	61.8	61.7	64.5	63.7	61.1
Top Speed [km/h]	60.8	61.8	63.1	62.4	66.0	65.8	62.7
Avg. Dist. to Rail [m]	2.7	0.9	0.6	0.3	0.9	2.3	3.9
Avg. Stride Freq. [Hz]	2.3	2.2	2.2	2.3	2.3	2.3	2.3
Avg. Stride Length [m]	6.8	7.7	7.7	7.6	7.8	7.7	7.5



- [] Ranking at each section and finish
- :-:- No data available at this section
- NA No data available

Horse/Jockey Name	Sumich/Adam Sewell
Finish Rank	6
Fastest Section Time (Section)	0:11.24 (600-400)
Top Speed [km/h] (Section)	65.0 (600-400)
Race State	Finished



Rockhampton QLD --Professional-2026-06-05

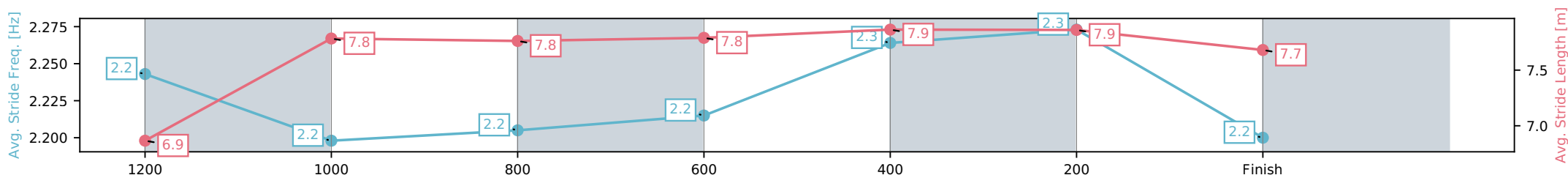
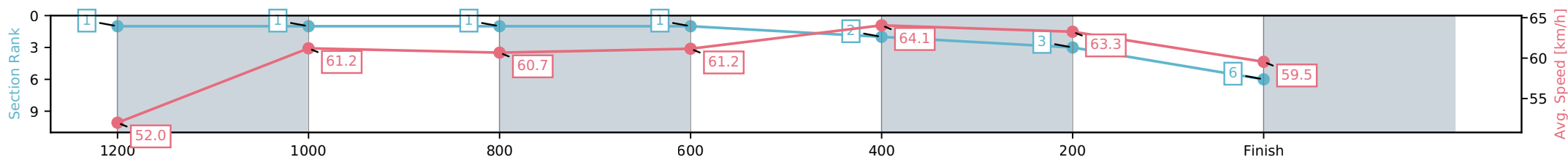
Race 6: DIAGEO Class 1 Handicap - 1400m

05 June 2026 - 3:15PM

Track Rating: Good 4, Weather: Fine, Rail Position: +5m Entire Circuit



Section	L1400	L1200	L1000	L800	L600	L400	L200
Section Times	1:24.10 (0:14.08)	1:10.02 [1] (0:11.76)	0:58.26 [1] (0:11.83)	0:46.43 [1] (0:11.72)	0:34.72 [1] (0:11.24)	0:23.48 [2] (0:11.38)	0:12.09 [3] (0:12.09)
Average Speed [km/h]	52.0	61.2	60.7	61.2	64.1	63.3	59.5
Top Speed [km/h]	60.7	62.3	62.0	61.7	65.0	64.8	61.4
Avg. Dist. to Rail [m]	1.2	0.1	0.4	0.6	0.4	0.4	0.2
Avg. Stride Freq. [Hz]	2.2	2.2	2.2	2.2	2.3	2.3	2.2
Avg. Stride Length [m]	6.9	7.8	7.8	7.8	7.9	7.9	7.7



- [] Ranking at each section and finish
- :-:- No data available at this section
- NA No data available

Horse/Jockey Name	Mr Grey/Warwick Satherley
Finish Rank	7
Fastest Section Time (Section)	0:11.02 (600-400)
Top Speed [km/h] (Section)	66.9 (600-400)
Race State	Finished



Rockhampton QLD --Professional-2026-06-05

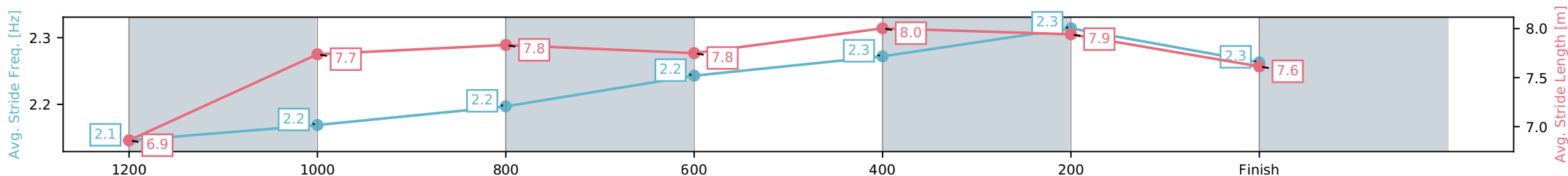
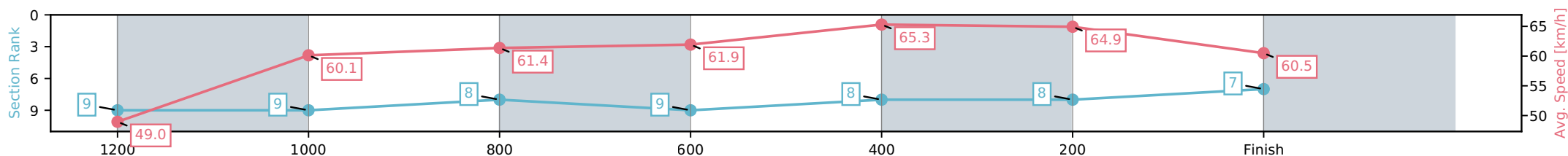
Race 6: DIAGEO Class 1 Handicap - 1400m

05 June 2026 - 3:15PM

Track Rating: Good 4, Weather: Fine, Rail Position: +5m Entire Circuit



Section	L1400	L1200	L1000	L800	L600	L400	L200
Section Times	1:24.25 (0:15.02)	1:09.23 [9] (0:11.98)	0:57.25 [9] (0:11.71)	0:45.54 [8] (0:11.56)	0:33.98 [9] (0:11.02)	0:22.96 [8] (0:11.09)	0:11.87 [8] (0:11.87)
Average Speed [km/h]	49.0	60.1	61.4	61.9	65.3	64.9	60.5
Top Speed [km/h]	59.8	61.5	62.5	63.2	66.9	66.8	63.0
Avg. Dist. to Rail [m]	4.1	0.5	0.5	0.6	0.7	2.7	3.3
Avg. Stride Freq. [Hz]	2.1	2.2	2.2	2.2	2.3	2.3	2.3
Avg. Stride Length [m]	6.9	7.7	7.8	7.8	8.0	7.9	7.6



- [] Ranking at each section and finish
- :-:- No data available at this section
- NA No data available

Horse/Jockey Name	Nitrogen/Chloe Lowe
Finish Rank	8
Fastest Section Time (Section)	0:11.14 (600-400)
Top Speed [km/h] (Section)	65.7 (600-400)
Race State	Finished



Rockhampton QLD --Professional-2026-06-05

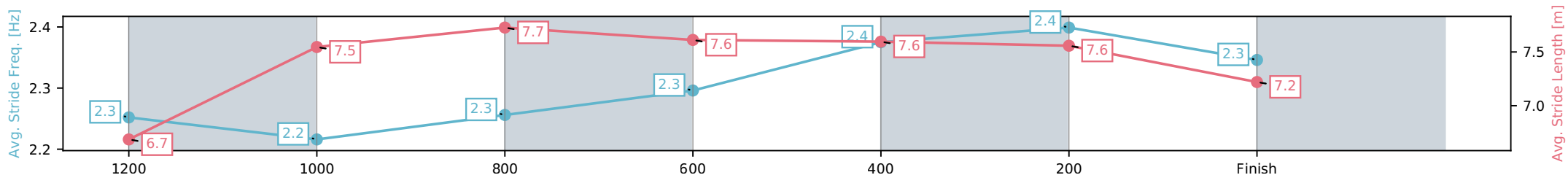
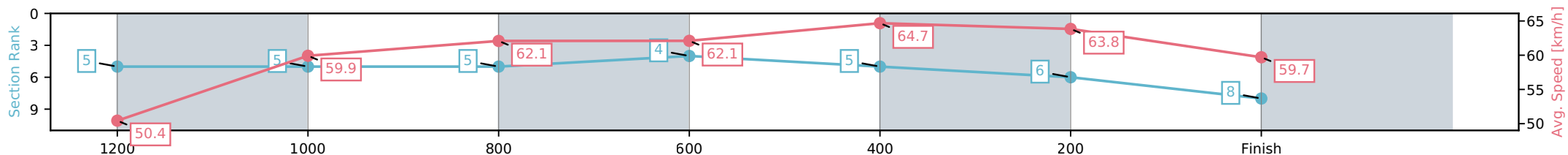
Race 6: DIAGEO Class 1 Handicap - 1400m

05 June 2026 - 3:15PM

Track Rating: Good 4, Weather: Fine, Rail Position: +5m Entire Circuit



Section	L1400	L1200	L1000	L800	L600	L400	L200
Section Times	1:24.29 (0:14.56)	1:09.73 [5] (0:12.03)	0:57.70 [5] (0:11.59)	0:46.11 [5] (0:11.62)	0:34.49 [4] (0:11.14)	0:23.35 [5] (0:11.28)	0:12.08 [6] (0:12.08)
Average Speed [km/h]	50.4	59.9	62.1	62.1	64.7	63.8	59.7
Top Speed [km/h]	59.9	61.8	63.1	63.0	65.7	65.4	62.0
Avg. Dist. to Rail [m]	3.7	1.2	0.5	0.9	2.1	3.3	3.9
Avg. Stride Freq. [Hz]	2.3	2.2	2.3	2.3	2.4	2.4	2.3
Avg. Stride Length [m]	6.7	7.5	7.7	7.6	7.6	7.6	7.2



- [] Ranking at each section and finish
- :-:- No data available at this section
- NA No data available

Horse/Jockey Name	Boom Crusher/Tom Orr
Finish Rank	9
Fastest Section Time (Section)	0:11.13 (600-400)
Top Speed [km/h] (Section)	66.6 (400-200)
Race State	Finished



Rockhampton QLD --Professional-2026-06-05

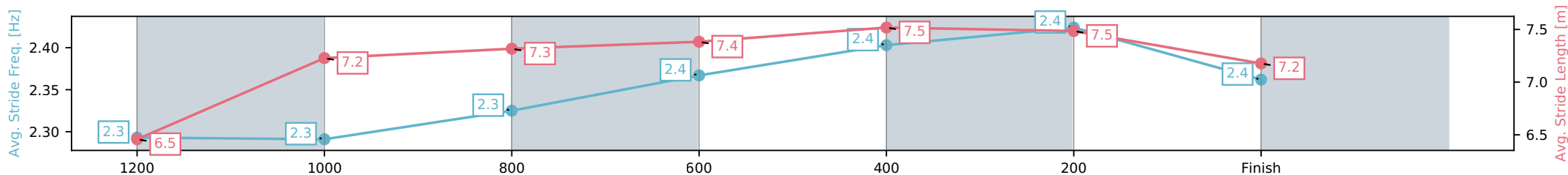
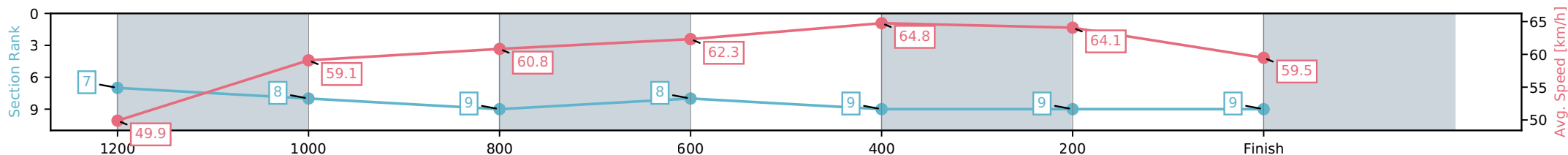
Race 6: DIAGEO Class 1 Handicap - 1400m

05 June 2026 - 3:15PM

Track Rating: Good 4, Weather: Fine, Rail Position: +5m Entire Circuit



Section	L1400	L1200	L1000	L800	L600	L400	L200
Section Times	1:24.59 (0:14.71)	1:09.88 [7] (0:12.21)	0:57.68 [8] (0:11.82)	0:45.86 [9] (0:11.45)	0:34.41 [8] (0:11.13)	0:23.27 [9] (0:11.24)	0:12.03 [9] (0:12.03)
Average Speed [km/h]	49.9	59.1	60.8	62.3	64.8	64.1	59.5
Top Speed [km/h]	60.0	59.9	62.0	63.0	66.2	66.6	62.5
Avg. Dist. to Rail [m]	3.2	1.2	0.8	1.0	2.1	5.1	6.5
Avg. Stride Freq. [Hz]	2.3	2.3	2.3	2.4	2.4	2.4	2.4
Avg. Stride Length [m]	6.5	7.2	7.3	7.4	7.5	7.5	7.2



[] Ranking at each section and finish
 -:-:- No data available at this section
 NA No data available



Rockhampton QLD

Race 7: RENEW OR JOIN AS A RJC MEMBER QTIS Three-Year-Old Handicap - 1200m

05 June 2026 - 3:51PM

Track Rating: Good 4, Weather: Fine, Rail Position: +5m Entire Circuit



Field Times (Race Tempo) 1:10.19 0:57.16 0:46.15 0:34.43 0:22.99 0:11.86
 (0:13.03) (0:11.01) (0:11.72) (0:11.44) (0:11.13) (0:11.86)

Rank	TAB#	Horse	Overall Time	First 400m	Top Speed km/h (Section)	L1200	L1000	L800	L600	L400	L200		
	(BAR#)	Jockey	Margin (DT-W)	Last 600m	Fastest Section (Time)	Start - 1000	1000 - 800	800 - 600	600 - 400	400 - 200	200 - Finish		
1	5	Scialla	1:10.19	0:25.02	65.9 (400-200)	1:10.19	0:56.44 [6]	0:45.17 [7]	0:33.73 [7]	0:22.56 [7]	0:11.49 [6]		
	(4)	Leah Martyn		0:33.73	400-200 (0:11.07)	(0:13.75)	(0:11.27)	(0:11.44)	(0:11.17)	(0:11.07)	(0:11.49)		
2	1	Halfachance	1:10.20	0:24.61	66.1 (400-200)	1:10.20	0:56.74 [4]	0:45.59 [4]	0:34.09 [4]	0:22.92 [3]	0:11.87 [1]		
	(1)	Ashley Butler	0.1L (-3)	0:34.09	400-200 (0:11.05)	(0:13.46)	(0:11.15)	(0:11.50)	(0:11.17)	(0:11.05)	(0:11.87)		
3	3	Next Legacy	1:10.27	0:24.62	65.4 (600-400)	1:10.27	0:56.78 [5]	0:45.65 [5]	0:34.09 [5]	0:22.88 [5]	0:11.71 [5]		
	(3)	Warwick Satherley	0.5L (-2)	0:34.09	1000-800 (0:11.12)	(0:13.50)	(0:11.12)	(0:11.56)	(0:11.21)	(0:11.17)	(0:11.71)		
4	6	Leica Flamingo	1:10.40	0:24.96	66.9 (600-400)	1:10.40	0:56.63 [7]	0:45.45 [6]	0:34.00 [6]	0:22.94 [6]	0:11.94 [3]		
	(8)	Adam Sewell	1.2L (+3)	0:34.01	400-200 (0:11.01)	(0:13.77)	(0:11.19)	(0:11.44)	(0:11.06)	(0:11.01)	(0:11.94)		
5	8	Shemakesmenervous	1:10.48	0:25.14	66.4 (1200 - 1000)	1:10.48	0:56.52 [8]	0:45.33 [8]	0:33.93 [8]	0:22.73 [8]	0:11.64 [8]		
	(7)	Raul Silvera Olivera	1.7L (+2)	0:33.93	400-200 (0:11.09)	(0:13.96)	(0:11.18)	(0:11.40)	(0:11.20)	(0:11.09)	(0:11.64)		
6	7	Innovader	1:10.51	0:24.35	66.3 (1000-800)	1:10.51	0:57.25 [3]	0:46.16 [3]	0:34.49 [3]	0:23.22 [4]	0:11.98 [4]		
	(5)	Chris Mclver	1.9L (+3)	0:34.49	1000-800 (0:11.09)	(0:13.26)	(0:11.09)	(0:11.67)	(0:11.26)	(0:11.25)	(0:11.98)		
7	2	Heart 'N' Power	1:10.62	0:24.13	66.9 (1000-800)	1:10.62	0:57.55 [2]	0:46.49 [2]	0:34.78 [2]	0:23.42 [1]	0:12.25 [2]		
	(2)	Nikki Olzard	2.5L (-4)	0:34.77	1000-800 (0:11.06)	(0:13.07)	(0:11.06)	(0:11.72)	(0:11.35)	(0:11.17)	(0:12.25)		
8	9	Monsieur Amour	1:10.80	0:25.36	66.6 (1000-800)	1:10.80	0:56.62 [9]	0:45.44 [9]	0:34.09 [9]	0:22.83 [9]	0:11.73 [9]		
	(9)	Jason Taylor	3.6L (+1)	0:34.08	400-200 (0:11.09)	(0:14.18)	(0:11.18)	(0:11.35)	(0:11.26)	(0:11.09)	(0:11.73)		
9	4	Phil Up	1:12.06	0:24.04	67.9 (1200 - 1000)	1:12.06	0:59.03 [1]	0:48.02 [1]	0:36.30 [1]	0:24.86 [2]	0:13.26 [7]		
	(6)	Tahlia Fenlon	11.0L (+0)	0:36.30	1000-800 (0:11.01)	(0:13.03)	(0:11.01)	(0:11.72)	(0:11.44)	(0:11.60)	(0:13.26)		

Scratched: Viking Sun (#10)

Report Created: Fri 05 June 2026

(Note: Races are conducted over an approximate distance as close as possible to the advertised distance, and recorded data may vary accordingly. Official times refer to race times only and do not include handicap times.)

[] Position in running at each section and finish TAB# Saddle cloth number
 -:-:- No data available at this section BAR# Barrier/Gate Position
 NA No data available DNF Did not finish
 DNT Did not track DT-W Distance travelled compared to winner in metres

Fastest split
 Fastest section

data processed by TRIPLESDATA

Horse/Jockey Name	Scialla/Leah Martyn
Finish Rank	1
Fastest Section Time (Section)	0:11.07 (400-200)
Top Speed [km/h] (Section)	65.9 (400-200)
Race State	Finished



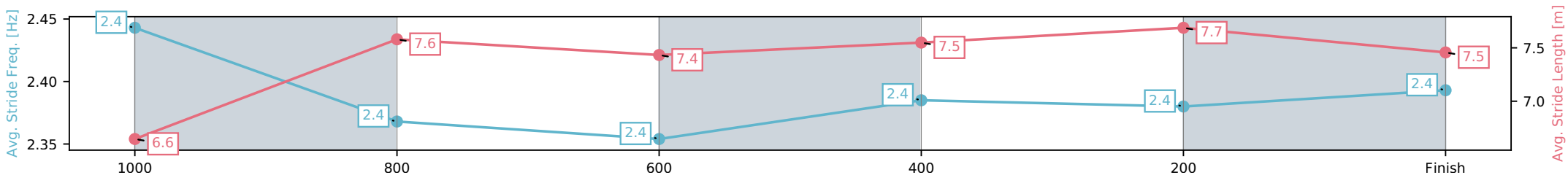
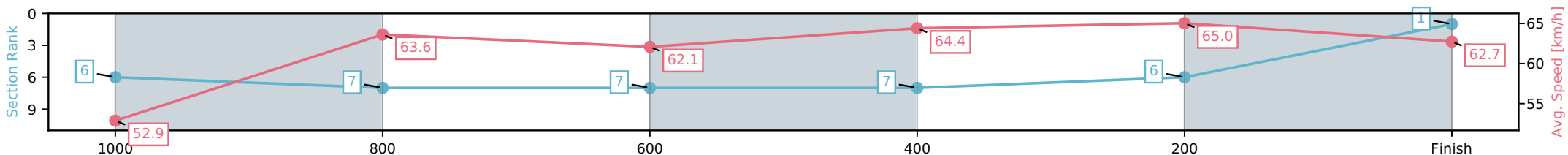
Rockhampton QLD --Professional-2026-06-05
 Race 7: RENEW OR JOIN AS A RJC MEMBER QTIS Three-Year-Old Handicap - 1200m

05 June 2026 - 3:51PM

Track Rating: Good 4, Weather: Fine, Rail Position: +5m Entire Circuit



Section	L1200	L1000	L800	L600	L400	L200
Section Times	1:10.19 (0:13.75)	0:56.44 [6] (0:11.27)	0:45.17 [7] (0:11.44)	0:33.73 [7] (0:11.17)	0:22.56 [7] (0:11.07)	0:11.49 [6] (0:11.49)
Average Speed [km/h]	52.9	63.6	62.1	64.4	65.0	62.7
Top Speed [km/h]	65.6	64.5	64.3	65.7	65.9	64.6
Avg. Dist. to Rail [m]	1.1	0.7	1.7	0.6	0.5	0.8
Avg. Stride Freq. [Hz]	2.4	2.4	2.4	2.4	2.4	2.4
Avg. Stride Length [m]	6.6	7.6	7.4	7.5	7.7	7.5



[] Ranking at each section and finish
 -:-:- No data available at this section
 NA No data available

Horse/Jockey Name	Halfchance/Ashley Butler
Finish Rank	2
Fastest Section Time (Section)	0:11.05 (400-200)
Top Speed [km/h] (Section)	66.1 (400-200)
Race State	Finished



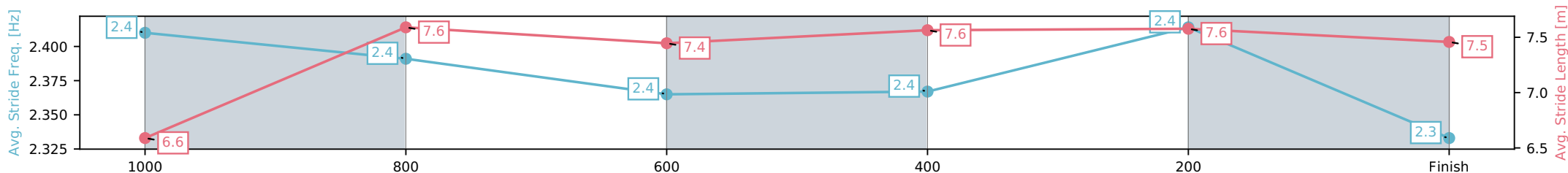
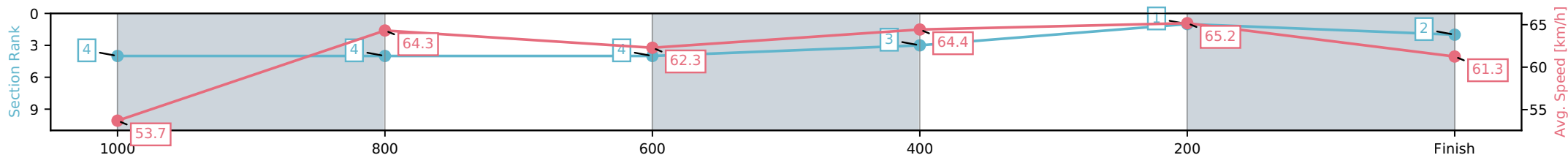
Rockhampton QLD --Professional-2026-06-05
 Race 7: RENEW OR JOIN AS A RJC MEMBER QTIS Three-
 Year-Old Handicap - 1200m

05 June 2026 - 3:51PM

Track Rating: Good 4, Weather: Fine, Rail Position: +5m Entire Circuit



Section	L1200	L1000	L800	L600	L400	L200
Section Times	1:10.20 (0:13.46)	0:56.74 [4] (0:11.15)	0:45.59 [4] (0:11.50)	0:34.09 [4] (0:11.17)	0:22.92 [3] (0:11.05)	0:11.87 [1] (0:11.87)
Average Speed [km/h]	53.7	64.3	62.3	64.4	65.2	61.3
Top Speed [km/h]	64.7	64.9	63.7	65.5	66.1	63.3
Avg. Dist. to Rail [m]	1.6	0.4	0.8	0.3	0.8	2.0
Avg. Stride Freq. [Hz]	2.4	2.4	2.4	2.4	2.4	2.3
Avg. Stride Length [m]	6.6	7.6	7.4	7.6	7.6	7.5



[] Ranking at each section and finish
 -:-:- No data available at this section
 NA No data available

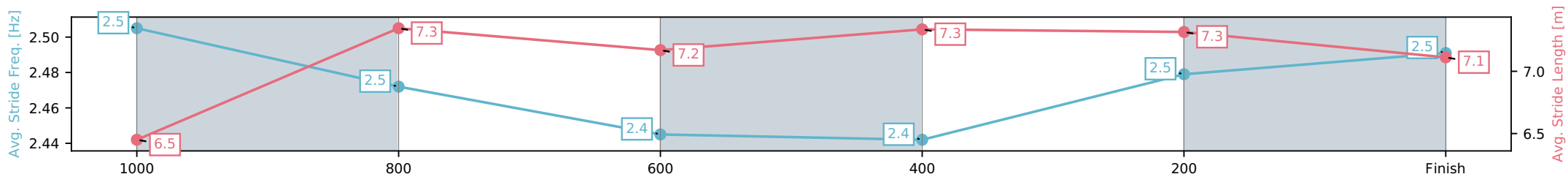
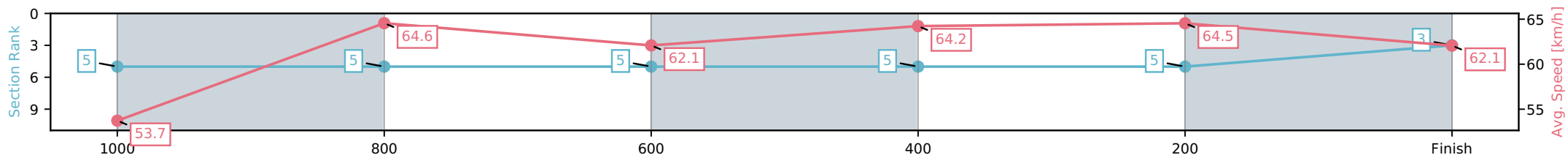
Horse/Jockey Name	Next Legacy/Warwick Satherley
Finish Rank	3
Fastest Section Time (Section)	0:11.12 (1000-800)
Top Speed [km/h] (Section)	65.4 (600-400)
Race State	Finished



Rockhampton QLD --Professional-2026-06-05
 Race 7: RENEW OR JOIN AS A RJC MEMBER QTIS Three-Year-Old Handicap - 1200m
 05 June 2026 - 3:51PM
 Track Rating: Good 4, Weather: Fine, Rail Position: +5m Entire Circuit



Section	L1200	L1000	L800	L600	L400	L200
Section Times	1:10.27 (0:13.50)	0:56.78 [5] (0:11.12)	0:45.65 [5] (0:11.56)	0:34.09 [5] (0:11.21)	0:22.88 [5] (0:11.17)	0:11.71 [5] (0:11.71)
Average Speed [km/h]	53.7	64.6	62.1	64.2	64.5	62.1
Top Speed [km/h]	64.6	65.3	63.4	65.4	65.0	64.3
Avg. Dist. to Rail [m]	0.9	0.5	0.6	1.5	1.4	3.0
Avg. Stride Freq. [Hz]	2.5	2.5	2.4	2.4	2.5	2.5
Avg. Stride Length [m]	6.5	7.3	7.2	7.3	7.3	7.1



- [] Ranking at each section and finish
- :-:- No data available at this section
- NA No data available

Horse/Jockey Name	Leica Flamingo/Adam Sewell
Finish Rank	4
Fastest Section Time (Section)	0:11.01 (400-200)
Top Speed [km/h] (Section)	66.9 (600-400)
Race State	Finished



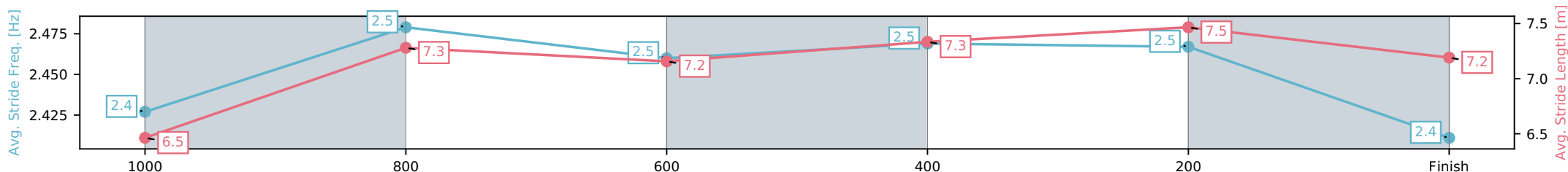
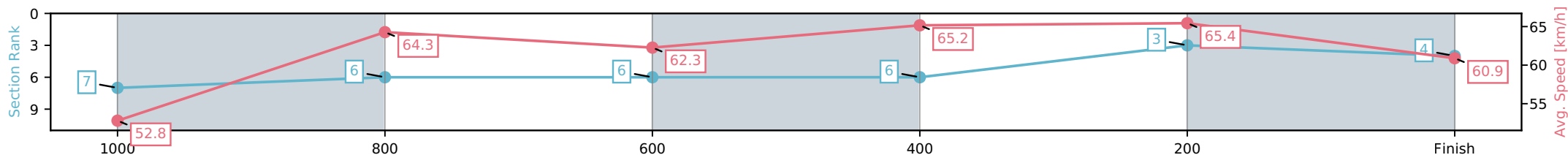
Rockhampton QLD --Professional-2026-06-05
 Race 7: RENEW OR JOIN AS A RJC MEMBER QTIS Three-Year-Old Handicap - 1200m

05 June 2026 - 3:51PM

Track Rating: Good 4, Weather: Fine, Rail Position: +5m Entire Circuit



Section	L1200	L1000	L800	L600	L400	L200
Section Times	1:10.40 (0:13.77)	0:56.63 [7] (0:11.19)	0:45.45 [6] (0:11.44)	0:34.00 [6] (0:11.06)	0:22.94 [6] (0:11.01)	0:11.94 [3] (0:11.94)
Average Speed [km/h]	52.8	64.3	62.3	65.2	65.4	60.9
Top Speed [km/h]	64.8	65.0	64.4	66.9	66.9	63.6
Avg. Dist. to Rail [m]	3.5	1.1	1.2	2.7	4.1	6.0
Avg. Stride Freq. [Hz]	2.4	2.5	2.5	2.5	2.5	2.4
Avg. Stride Length [m]	6.5	7.3	7.2	7.3	7.5	7.2



[] Ranking at each section and finish
 -:-:- No data available at this section
 NA No data available

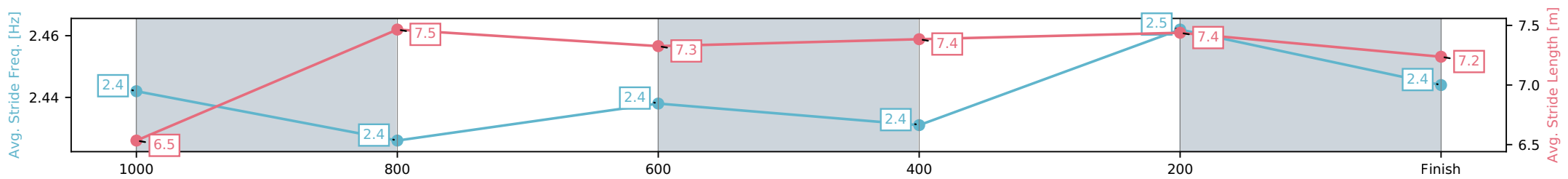
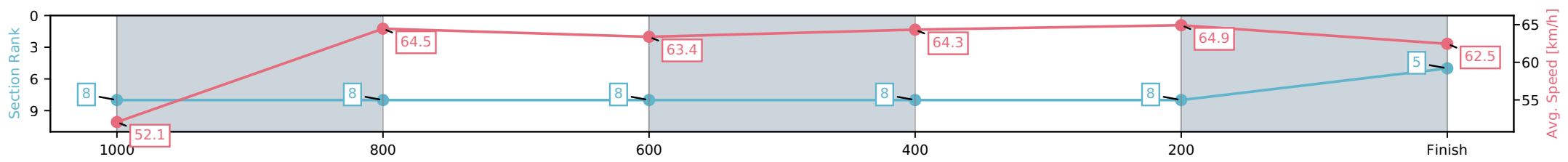
Horse/Jockey Name	Shemakesnervous/Raul Silvera Olivera
Finish Rank	5
Fastest Section Time (Section)	0:11.09 (400-200)
Top Speed [km/h] (Section)	66.4 (1200 - 1000)
Race State	Finished



Rockhampton QLD --Professional-2026-06-05
 Race 7: RENEW OR JOIN AS A RJC MEMBER QTIS Three-Year-Old Handicap - 1200m
 05 June 2026 - 3:51PM
 Track Rating: Good 4, Weather: Fine, Rail Position: +5m Entire Circuit



Section	L1200	L1000	L800	L600	L400	L200
Section Times	1:10.48 (0:13.96)	0:56.52 [8] (0:11.18)	0:45.33 [8] (0:11.40)	0:33.93 [8] (0:11.20)	0:22.73 [8] (0:11.09)	0:11.64 [8] (0:11.64)
Average Speed [km/h]	52.1	64.5	63.4	64.3	64.9	62.5
Top Speed [km/h]	66.4	66.0	65.4	65.7	65.6	63.8
Avg. Dist. to Rail [m]	1.1	0.3	0.7	0.5	0.3	1.9
Avg. Stride Freq. [Hz]	2.4	2.4	2.4	2.4	2.5	2.4
Avg. Stride Length [m]	6.5	7.5	7.3	7.4	7.4	7.2



[] Ranking at each section and finish
 -:-:- No data available at this section
 NA No data available

Horse/Jockey Name	Innovader/Chris Mclver
Finish Rank	6
Fastest Section Time (Section)	0:11.09 (1000-800)
Top Speed [km/h] (Section)	66.3 (1000-800)
Race State	Finished



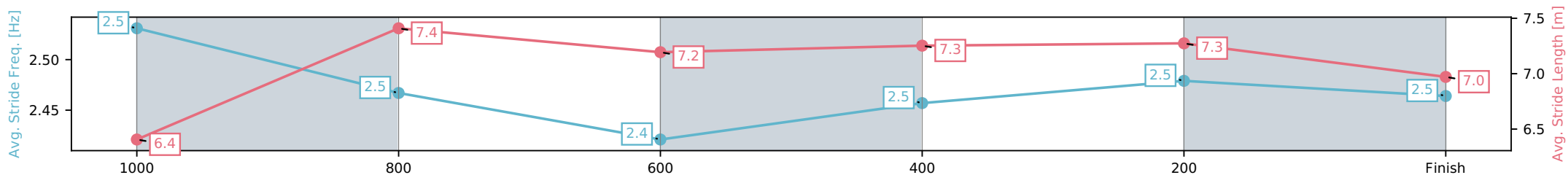
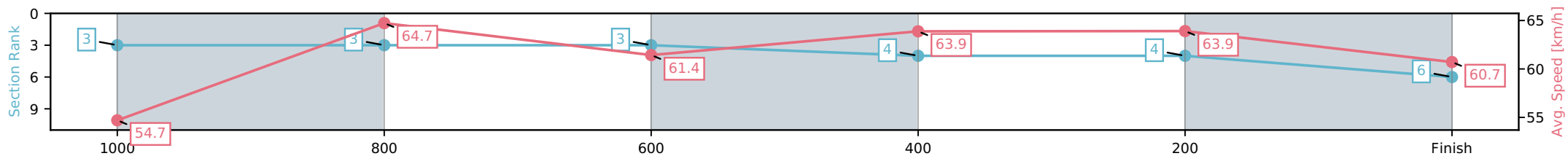
Rockhampton QLD --Professional-2026-06-05
 Race 7: RENEW OR JOIN AS A RJC MEMBER QTIS Three-Year-Old Handicap - 1200m

05 June 2026 - 3:51PM

Track Rating: Good 4, Weather: Fine, Rail Position: +5m Entire Circuit



Section	L1200	L1000	L800	L600	L400	L200
Section Times	1:10.51 (0:13.26)	0:57.25 [3] (0:11.09)	0:46.16 [3] (0:11.67)	0:34.49 [3] (0:11.26)	0:23.22 [4] (0:11.25)	0:11.98 [4] (0:11.98)
Average Speed [km/h]	54.7	64.7	61.4	63.9	63.9	60.7
Top Speed [km/h]	65.9	66.3	63.6	64.7	64.8	63.1
Avg. Dist. to Rail [m]	0.3	0.4	0.6	1.8	3.1	4.6
Avg. Stride Freq. [Hz]	2.5	2.5	2.4	2.5	2.5	2.5
Avg. Stride Length [m]	6.4	7.4	7.2	7.3	7.3	7.0



- [] Ranking at each section and finish
- :-:- No data available at this section
- NA No data available

Horse/Jockey Name	Heart 'N' Power/Nikki Olzard
Finish Rank	7
Fastest Section Time (Section)	0:11.06 (1000-800)
Top Speed [km/h] (Section)	66.9 (1000-800)
Race State	Finished



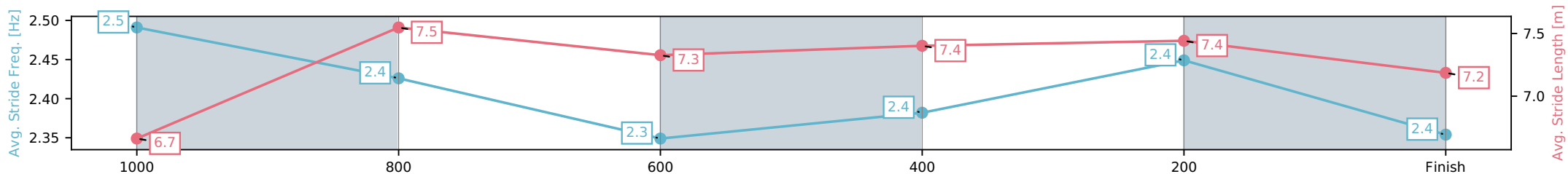
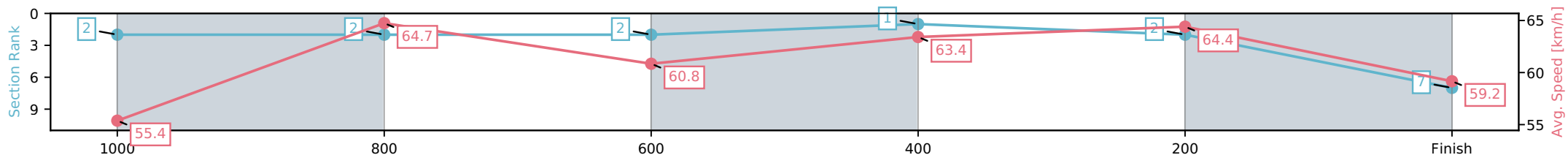
Rockhampton QLD --Professional-2026-06-05
 Race 7: RENEW OR JOIN AS A RJC MEMBER QTIS Three-Year-Old Handicap - 1200m

05 June 2026 - 3:51PM

Track Rating: Good 4, Weather: Fine, Rail Position: +5m Entire Circuit



Section	L1200	L1000	L800	L600	L400	L200
Section Times	1:10.62 (0:13.07)	0:57.55 [2] (0:11.06)	0:46.49 [2] (0:11.72)	0:34.78 [2] (0:11.35)	0:23.42 [1] (0:11.17)	0:12.25 [2] (0:12.25)
Average Speed [km/h]	55.4	64.7	60.8	63.4	64.4	59.2
Top Speed [km/h]	66.6	66.9	62.8	65.3	66.8	62.4
Avg. Dist. to Rail [m]	1.1	0.7	1.2	0.8	0.4	0.2
Avg. Stride Freq. [Hz]	2.5	2.4	2.3	2.4	2.4	2.4
Avg. Stride Length [m]	6.7	7.5	7.3	7.4	7.4	7.2



[] Ranking at each section and finish
 -:-:- No data available at this section
 NA No data available

Horse/Jockey Name	Monsieur Amour/Jason Taylor
Finish Rank	8
Fastest Section Time (Section)	0:11.09 (400-200)
Top Speed [km/h] (Section)	66.6 (1000-800)
Race State	Finished



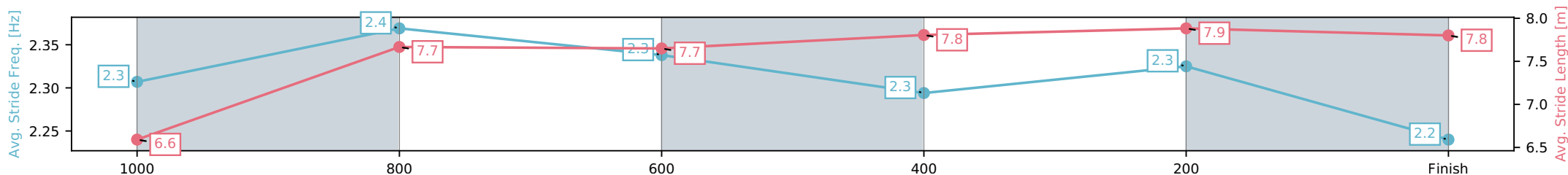
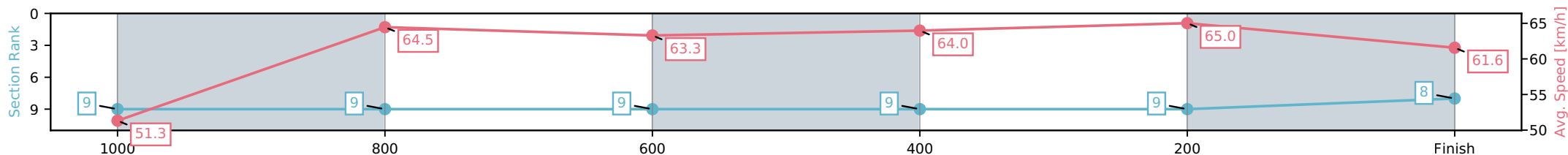
Rockhampton QLD --Professional-2026-06-05
 Race 7: RENEW OR JOIN AS A RJC MEMBER QTIS Three-Year-Old Handicap - 1200m

05 June 2026 - 3:51PM

Track Rating: Good 4, Weather: Fine, Rail Position: +5m Entire Circuit



Section	L1200	L1000	L800	L600	L400	L200
Section Times	1:10.80 (0:14.18)	0:56.62 [9] (0:11.18)	0:45.44 [9] (0:11.35)	0:34.09 [9] (0:11.26)	0:22.83 [9] (0:11.09)	0:11.73 [9] (0:11.73)
Average Speed [km/h]	51.3	64.5	63.3	64.0	65.0	61.6
Top Speed [km/h]	65.2	66.6	65.9	66.2	65.9	65.3
Avg. Dist. to Rail [m]	2.6	0.9	0.5	1.6	3.0	6.5
Avg. Stride Freq. [Hz]	2.3	2.4	2.3	2.3	2.3	2.2
Avg. Stride Length [m]	6.6	7.7	7.7	7.8	7.9	7.8



[] Ranking at each section and finish
 -:-:- No data available at this section
 NA No data available

Horse/Jockey Name	Phil Up/Tahlia Fenlon
Finish Rank	9
Fastest Section Time (Section)	0:11.01 (1000-800)
Top Speed [km/h] (Section)	67.9 (1200 - 1000)
Race State	Finished



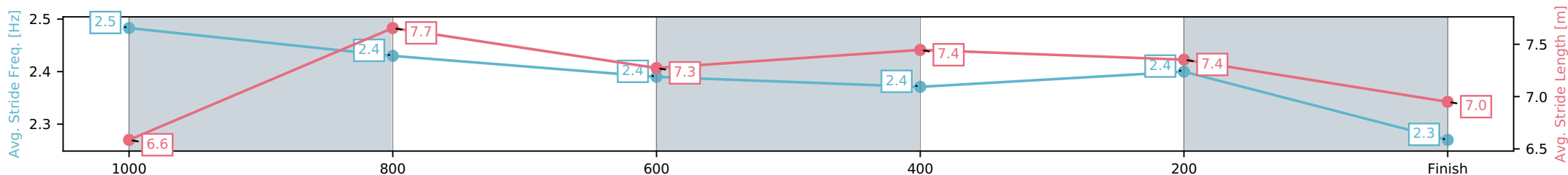
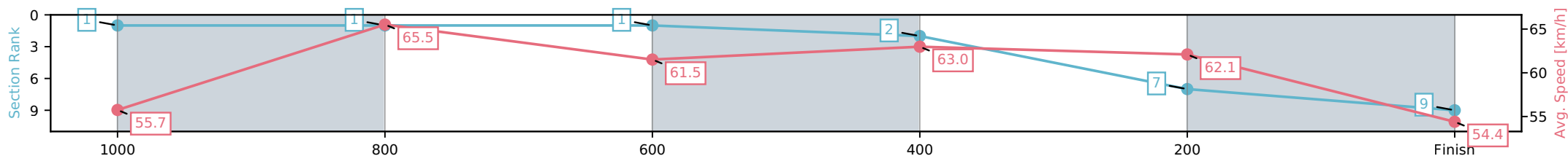
Rockhampton QLD --Professional-2026-06-05
 Race 7: RENEW OR JOIN AS A RJC MEMBER QTIS Three-Year-Old Handicap - 1200m

05 June 2026 - 3:51PM

Track Rating: Good 4, Weather: Fine, Rail Position: +5m Entire Circuit



Section	L1200	L1000	L800	L600	L400	L200
Section Times	1:12.06 (0:13.03)	0:59.03 [1] (0:11.01)	0:48.02 [1] (0:11.72)	0:36.30 [1] (0:11.44)	0:24.86 [2] (0:11.60)	0:13.26 [7] (0:13.26)
Average Speed [km/h]	55.7	65.5	61.5	63.0	62.1	54.4
Top Speed [km/h]	67.9	67.7	63.7	64.0	64.0	59.5
Avg. Dist. to Rail [m]	2.4	0.9	0.3	1.1	2.1	3.1
Avg. Stride Freq. [Hz]	2.5	2.4	2.4	2.4	2.4	2.3
Avg. Stride Length [m]	6.6	7.7	7.3	7.4	7.4	7.0



- [] Ranking at each section and finish
- :-:- No data available at this section
- NA No data available



Rockhampton QLD

Race 8: TAB CUP CARNIVAL \$20,000 TRAINERS BONUS BENCHMARK 58 Handicap - 1200m

05 June 2026 - 4:25PM

Track Rating: Good 4, Weather: Fine, Rail Position: +5m Entire Circuit



Field Times (Race Tempo) 1:10.14 0:56.65 0:45.38 0:33.93 0:22.84 0:11.73
 (0:13.49) (0:11.27) (0:11.45) (0:11.09) (0:11.10) (0:11.73)

Rank	TAB#	Horse	Overall Time	First 400m	Top Speed km/h (Section)	L1200	L1000	L800	L600	L400	L200		
	(BAR#)	Jockey	Margin (DT-W)	Last 600m	Fastest Section (Time)	Start - 1000	1000 - 800	800 - 600	600 - 400	400 - 200	200 - Finish		
1	11	Itza Motza	1:10.14	0:25.86	67.8 (600-400)	1:10.14	0:55.81 [11]	0:44.28 [10]	0:33.06 [10]	0:22.19 [10]	0:11.42 [7]		
	(6)	McKenzie Apel		0:33.06	400-200 (0:10.77)	(0:14.33)	(0:11.53)	(0:11.22)	(0:10.87)	(0:10.77)	(0:11.42)		
2	10	Ten Carat Lucy	1:10.25	0:25.63	68.2 (400-200)	1:10.25	0:56.13 [8]	0:44.63 [9]	0:33.25 [9]	0:22.40 [8]	0:11.61 [4]		
	(11)	Ryan Wiggins	0.6L (-2)	0:33.25	400-200 (0:10.79)	(0:14.12)	(0:11.51)	(0:11.38)	(0:10.85)	(0:10.79)	(0:11.61)		
3	2	Outwitted	1:10.37	0:24.97	67.6 (400-200)	1:10.37	0:56.77 [3]	0:45.40 [2]	0:34.03 [2]	0:23.02 [2]	0:11.96 [1]		
	(9)	Ashley Butler	1.3L (+0)	0:34.02	600-400 (0:11.00)	(0:13.60)	(0:11.37)	(0:11.38)	(0:11.00)	(0:11.06)	(0:11.96)		
4	5	El Fortress	1:10.39	0:25.27	67.0 (600-400)	1:10.39	0:56.67 [4]	0:45.12 [5]	0:33.81 [5]	0:22.78 [5]	0:11.74 [5]		
	(5)	Chris Mclver	1.4L (+1)	0:33.81	600-400 (0:11.03)	(0:13.72)	(0:11.55)	(0:11.30)	(0:11.03)	(0:11.04)	(0:11.74)		
5	1	Maurice's Medad	1:10.40	0:26.00	68.0 (600-400)	1:10.40	0:56.10 [10]	0:44.40 [11]	0:33.07 [11]	0:22.21 [11]	0:11.34 [11]		
	(8)	Chloe Lowe	1.5L (-1)	0:33.07	600-400 (0:10.86)	(0:14.30)	(0:11.70)	(0:11.33)	(0:10.86)	(0:10.87)	(0:11.34)		
6	6	Future Soldier	1:10.42	0:24.76	66.9 (600-400)	1:10.42	0:56.93 [1]	0:45.66 [1]	0:34.21 [1]	0:23.12 [1]	0:11.99 [2]		
	(3)	Adam Sewell	1.6L (-3)	0:34.21	600-400 (0:11.09)	(0:13.49)	(0:11.27)	(0:11.45)	(0:11.09)	(0:11.13)	(0:11.99)		
7	4	Underrated	1:10.45	0:25.35	67.6 (400-200)	1:10.45	0:56.66 [5]	0:45.11 [6]	0:33.71 [6]	0:22.81 [6]	0:11.82 [3]		
	(7)	Tom Orr	1.8L (+0)	0:33.71	600-400 (0:10.90)	(0:13.80)	(0:11.55)	(0:11.39)	(0:10.90)	(0:10.99)	(0:11.82)		
8	7	Moissanite	1:10.51	0:25.19	66.1 (600-400)	1:10.51	0:56.72 [5]	0:45.33 [4]	0:33.98 [4]	0:22.90 [4]	0:11.78 [8]		
	(1)	Jason Taylor	2.2L (-6)	0:33.99	600-400 (0:11.08)	(0:13.80)	(0:11.39)	(0:11.35)	(0:11.08)	(0:11.13)	(0:11.78)		
9	9	Hard To Dismiss	1:10.77	0:25.55	66.7 (400-200)	1:10.77	0:56.62 [9]	0:45.22 [8]	0:34.02 [7]	0:22.86 [9]	0:11.79 [10]		
	(4)	Warwick Satherley	3.7L (-3)	0:34.03	400-200 (0:11.07)	(0:14.15)	(0:11.40)	(0:11.19)	(0:11.17)	(0:11.07)	(0:11.79)		
10	3	He's The One	1:10.93	0:25.43	66.5 (400-200)	1:10.93	0:57.07 [7]	0:45.50 [7]	0:34.15 [8]	0:23.08 [7]	0:12.02 [9]		
	(2)	Chelsea Jokic	4.7L (-2)	0:34.15	600-400 (0:11.06)	(0:13.86)	(0:11.57)	(0:11.35)	(0:11.06)	(0:11.07)	(0:12.02)		

Scratched: Billy Boom (#8), Making History (#13)

Report Created: Fri 05 June 2026

(Note: Races are conducted over an approximate distance as close as possible to the advertised distance, and recorded data may vary accordingly. Official times refer to race times only and do not include handicap times.)

[] Position in running at each section and finish TAB# Saddle cloth number
 -:-:- No data available at this section BAR# Barrier/Gate Position
 NA No data available DNF Did not finish
 DNT Did not track DT-W Distance travelled compared to winner in metres

Fastest split
 Fastest section

data processed by TRIPLESDATA



Rockhampton QLD

Race 8: TAB CUP CARNIVAL \$20,000 TRAINERS BONUS BENCHMARK 58 Handicap - 1200m

05 June 2026 - 4:25PM

Track Rating: Good 4, Weather: Fine, Rail Position: +5m Entire Circuit



Field Times (Race Tempo) 1:10.14 (0:13.49) 0:56.65 (0:11.27) 0:45.38 (0:11.45) 0:33.93 (0:11.09) 0:22.84 (0:11.10) 0:11.73 (0:11.73)

Rank	TAB#	Horse	Overall Time	First 400m	Top Speed km/h (Section)	L1200	L1000	L800	L600	L400	L200		
	(BAR#)	Jockey	Margin (DT-W)	Last 600m	Fastest Section (Time)	Start - 1000	1000 - 800	800 - 600	600 - 400	400 - 200	200 - Finish		
11	12	Gerry's Pick	1:11.21	0:25.09	66.7 (400-200)	1:11.21	0:57.65 [2]	0:46.11 [3]	0:34.74 [3]	0:23.63 [3]	0:12.50 [6]		
	(10)	Amy Graham	6.3L (+1)	0:34.75	600-400 (0:11.11)	(0:13.56)	(0:11.53)	(0:11.37)	(0:11.11)	(0:11.14)	(0:12.50)		

Scratched: Billy Boom (#8), Making History (#13)

Report Created: Fri 05 June 2026

(Note: Races are conducted over an approximate distance as close as possible to the advertised distance, and recorded data may vary accordingly. Official times refer to race times only and do not include handicap times.)

[] Position in running at each section and finish TAB# Saddle cloth number

-:-:- No data available at this section

NA No data available

DNT Did not track

BAR# Barrier/Gate Position

DNF Did not finish

DT-W Distance travelled compared to winner in metres

Fastest split

Fastest section

Horse/Jockey Name	Itza Motza/McKenzie Apel
Finish Rank	1
Fastest Section Time (Section)	0:10.77 (400-200)
Top Speed [km/h] (Section)	67.8 (600-400)
Race State	Finished



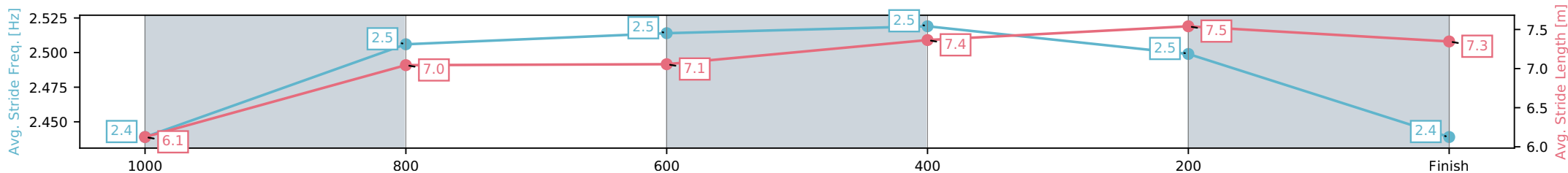
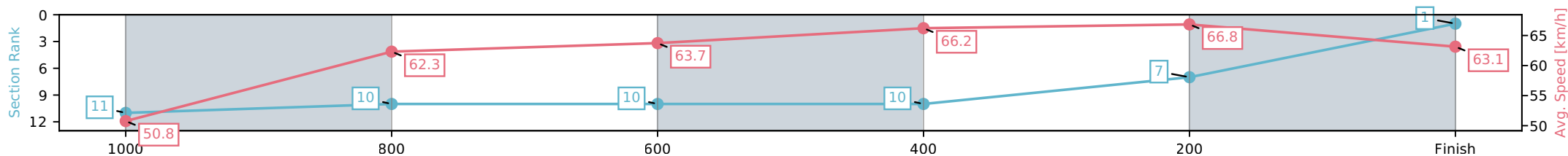
Rockhampton QLD --Professional-2026-06-05
 Race 8: TAB CUP CARNIVAL \$20,000 TRAINERS BONUS
 BENCHMARK 58 Handicap - 1200m

05 June 2026 - 4:25PM

Track Rating: Good 4, Weather: Fine, Rail Position: +5m Entire Circuit



Section	L1200	L1000	L800	L600	L400	L200
Section Times	1:10.14 (0:14.33)	0:55.81 [11] (0:11.53)	0:44.28 [10] (0:11.22)	0:33.06 [10] (0:10.87)	0:22.19 [10] (0:10.77)	0:11.42 [7] (0:11.42)
Average Speed [km/h]	50.8	62.3	63.7	66.2	66.8	63.1
Top Speed [km/h]	62.9	64.1	65.1	67.8	67.8	65.2
Avg. Dist. to Rail [m]	1.3	0.4	0.7	0.3	0.2	0.5
Avg. Stride Freq. [Hz]	2.4	2.5	2.5	2.5	2.5	2.4
Avg. Stride Length [m]	6.1	7.0	7.1	7.4	7.5	7.3



[] Ranking at each section and finish
 -:-:- No data available at this section
 NA No data available

Horse/Jockey Name	Ten Carat Lucy/Ryan Wiggins
Finish Rank	2
Fastest Section Time (Section)	0:10.79 (400-200)
Top Speed [km/h] (Section)	68.2 (400-200)
Race State	Finished



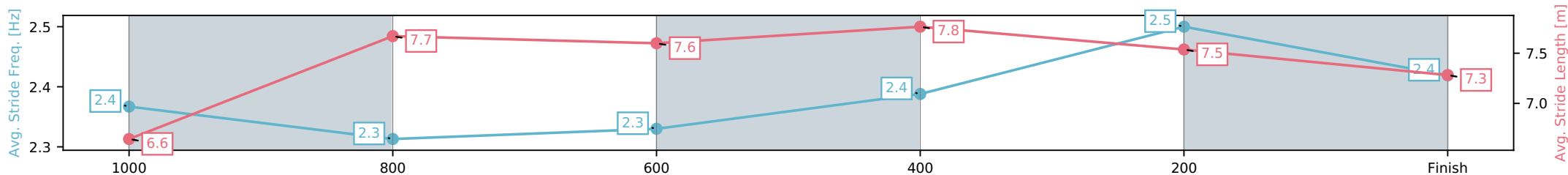
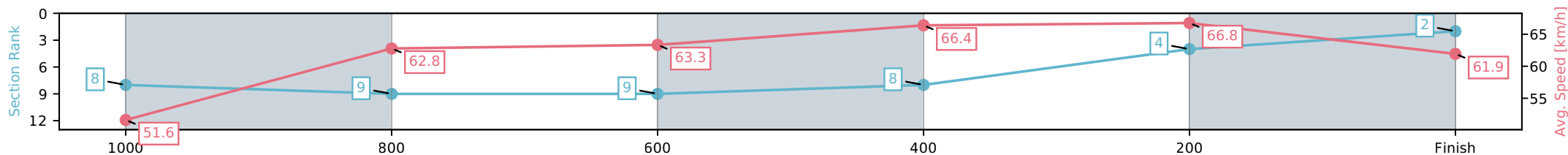
Rockhampton QLD --Professional-2026-06-05
 Race 8: TAB CUP CARNIVAL \$20,000 TRAINERS BONUS
 BENCHMARK 58 Handicap - 1200m

05 June 2026 - 4:25PM

Track Rating: Good 4, Weather: Fine, Rail Position: +5m Entire Circuit



Section	L1200	L1000	L800	L600	L400	L200
Section Times	1:10.25 (0:14.12)	0:56.13 [8] (0:11.51)	0:44.63 [9] (0:11.38)	0:33.25 [9] (0:10.85)	0:22.40 [8] (0:10.79)	0:11.61 [4] (0:11.61)
Average Speed [km/h]	51.6	62.8	63.3	66.4	66.8	61.9
Top Speed [km/h]	65.2	64.7	64.6	68.0	68.2	65.3
Avg. Dist. to Rail [m]	4.5	0.5	0.4	1.9	4.9	6.8
Avg. Stride Freq. [Hz]	2.4	2.3	2.3	2.4	2.5	2.4
Avg. Stride Length [m]	6.6	7.7	7.6	7.8	7.5	7.3



- [] Ranking at each section and finish
- :-:- No data available at this section
- NA No data available

Horse/Jockey Name	Outwitted/Ashley Butler
Finish Rank	3
Fastest Section Time (Section)	0:11.00 (600-400)
Top Speed [km/h] (Section)	67.6 (400-200)
Race State	Finished



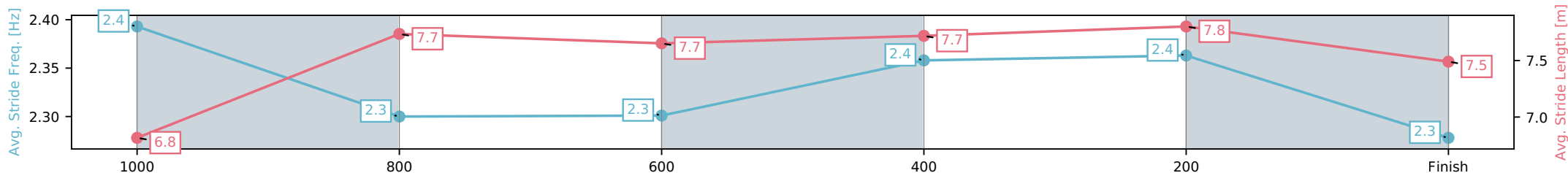
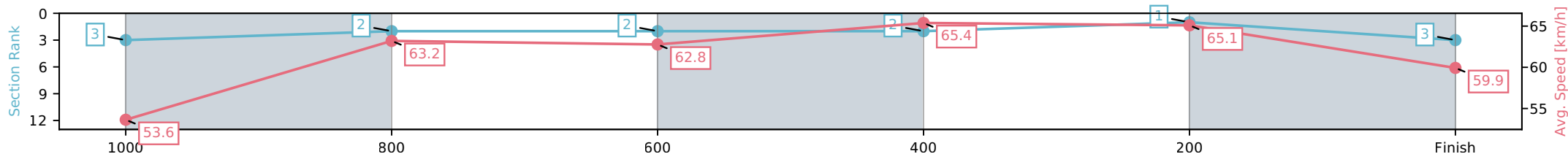
Rockhampton QLD --Professional-2026-06-05
 Race 8: TAB CUP CARNIVAL \$20,000 TRAINERS BONUS
 BENCHMARK 58 Handicap - 1200m

05 June 2026 - 4:25PM

Track Rating: Good 4, Weather: Fine, Rail Position: +5m Entire Circuit



Section	L1200	L1000	L800	L600	L400	L200
Section Times	1:10.37 (0:13.60)	0:56.77 [3] (0:11.37)	0:45.40 [2] (0:11.38)	0:34.03 [2] (0:11.00)	0:23.02 [2] (0:11.06)	0:11.96 [1] (0:11.96)
Average Speed [km/h]	53.6	63.2	62.8	65.4	65.1	59.9
Top Speed [km/h]	64.7	64.6	63.5	67.5	67.6	62.8
Avg. Dist. to Rail [m]	3.1	0.8	1.0	0.2	0.7	2.4
Avg. Stride Freq. [Hz]	2.4	2.3	2.3	2.4	2.4	2.3
Avg. Stride Length [m]	6.8	7.7	7.7	7.7	7.8	7.5



- [] Ranking at each section and finish
- :-:- No data available at this section
- NA No data available

Horse/Jockey Name	El Fortress/Chris McIver
Finish Rank	4
Fastest Section Time (Section)	0:11.03 (600-400)
Top Speed [km/h] (Section)	67.0 (600-400)
Race State	Finished



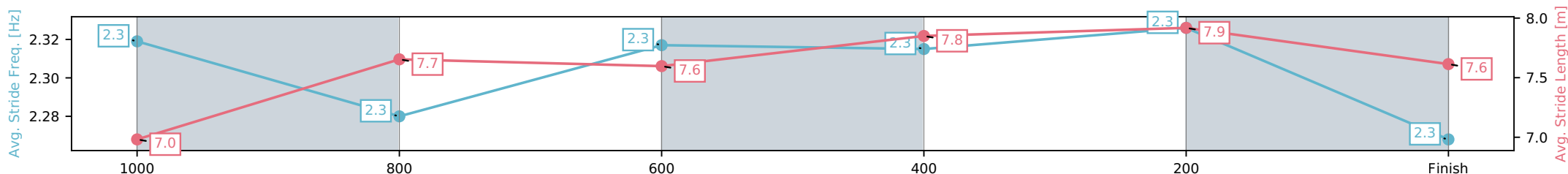
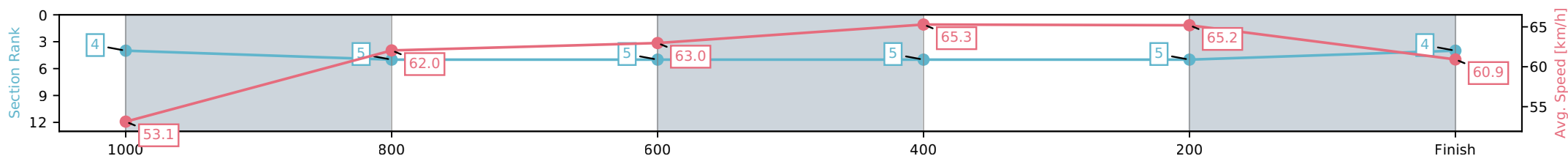
Rockhampton QLD --Professional-2026-06-05
 Race 8: TAB CUP CARNIVAL \$20,000 TRAINERS BONUS
 BENCHMARK 58 Handicap - 1200m

05 June 2026 - 4:25PM

Track Rating: Good 4, Weather: Fine, Rail Position: +5m Entire Circuit



Section	L1200	L1000	L800	L600	L400	L200
Section Times	1:10.39 (0:13.72)	0:56.67 [4] (0:11.55)	0:45.12 [5] (0:11.30)	0:33.81 [5] (0:11.03)	0:22.78 [5] (0:11.04)	0:11.74 [5] (0:11.74)
Average Speed [km/h]	53.1	62.0	63.0	65.3	65.2	60.9
Top Speed [km/h]	64.3	64.2	63.9	67.0	66.5	63.3
Avg. Dist. to Rail [m]	1.1	0.7	1.3	1.1	3.8	5.1
Avg. Stride Freq. [Hz]	2.3	2.3	2.3	2.3	2.3	2.3
Avg. Stride Length [m]	7.0	7.7	7.6	7.8	7.9	7.6



[] Ranking at each section and finish
 -:-:- No data available at this section
 NA No data available

Horse/Jockey Name	Maurice's Medad/Chloe Lowe
Finish Rank	5
Fastest Section Time (Section)	0:10.86 (600-400)
Top Speed [km/h] (Section)	68.0 (600-400)
Race State	Finished



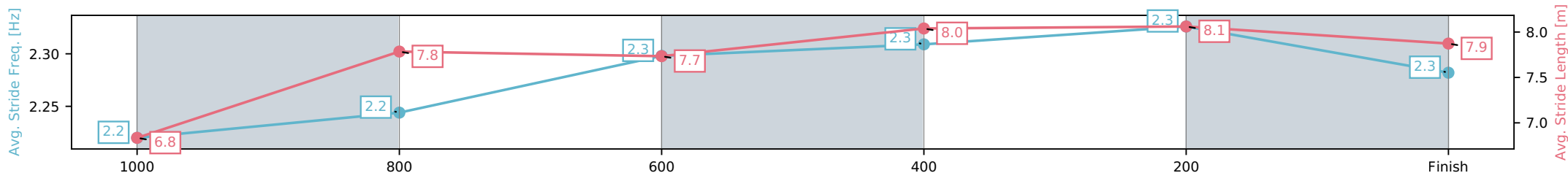
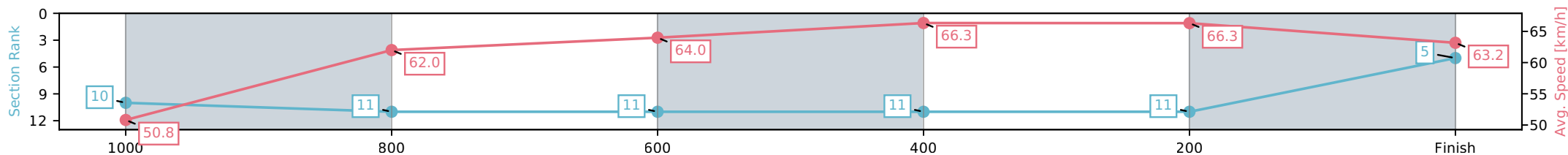
Rockhampton QLD --Professional-2026-06-05
 Race 8: TAB CUP CARNIVAL \$20,000 TRAINERS BONUS
 BENCHMARK 58 Handicap - 1200m

05 June 2026 - 4:25PM

Track Rating: Good 4, Weather: Fine, Rail Position: +5m Entire Circuit



Section	L1200	L1000	L800	L600	L400	L200
Section Times	1:10.40 (0:14.30)	0:56.10 [10] (0:11.70)	0:44.40 [11] (0:11.33)	0:33.07 [11] (0:10.86)	0:22.21 [11] (0:10.87)	0:11.34 [11] (0:11.34)
Average Speed [km/h]	50.8	62.0	64.0	66.3	66.3	63.2
Top Speed [km/h]	63.2	63.8	66.2	68.0	67.8	65.4
Avg. Dist. to Rail [m]	3.1	1.2	1.0	1.1	0.7	0.4
Avg. Stride Freq. [Hz]	2.2	2.2	2.3	2.3	2.3	2.3
Avg. Stride Length [m]	6.8	7.8	7.7	8.0	8.1	7.9



[] Ranking at each section and finish
 -:-:- No data available at this section
 NA No data available

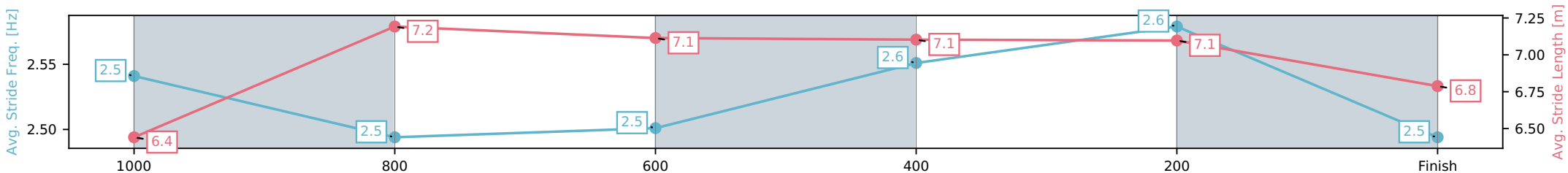
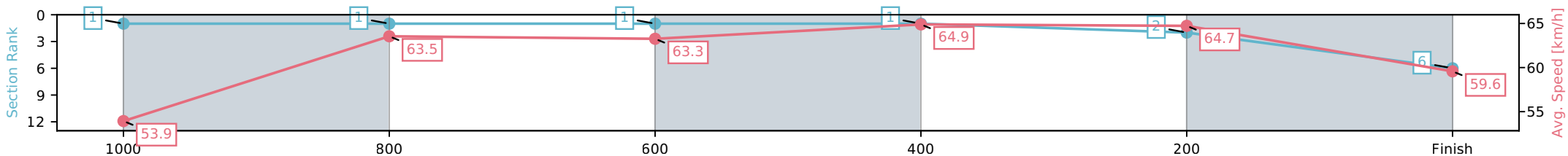
Horse/Jockey Name	Future Soldier/Adam Sewell
Finish Rank	6
Fastest Section Time (Section)	0:11.09 (600-400)
Top Speed [km/h] (Section)	66.9 (600-400)
Race State	Finished



Rockhampton QLD --Professional-2026-06-05
 Race 8: TAB CUP CARNIVAL \$20,000 TRAINERS BONUS
 BENCHMARK 58 Handicap - 1200m
 05 June 2026 - 4:25PM
 Track Rating: Good 4, Weather: Fine, Rail Position: +5m Entire Circuit



Section	L1200	L1000	L800	L600	L400	L200
Section Times	1:10.42 (0:13.49)	0:56.93 [1] (0:11.27)	0:45.66 [1] (0:11.45)	0:34.21 [1] (0:11.09)	0:23.12 [1] (0:11.13)	0:11.99 [2] (0:11.99)
Average Speed [km/h]	53.9	63.5	63.3	64.9	64.7	59.6
Top Speed [km/h]	66.8	65.8	64.2	66.9	66.5	62.6
Avg. Dist. to Rail [m]	2.8	1.3	0.8	0.4	0.2	0.7
Avg. Stride Freq. [Hz]	2.5	2.5	2.5	2.6	2.6	2.5
Avg. Stride Length [m]	6.4	7.2	7.1	7.1	7.1	6.8



[] Ranking at each section and finish
 -:-:- No data available at this section
 NA No data available

Horse/Jockey Name	Underrated/Tom Orr
Finish Rank	7
Fastest Section Time (Section)	0:10.90 (600-400)
Top Speed [km/h] (Section)	67.6 (400-200)
Race State	Finished



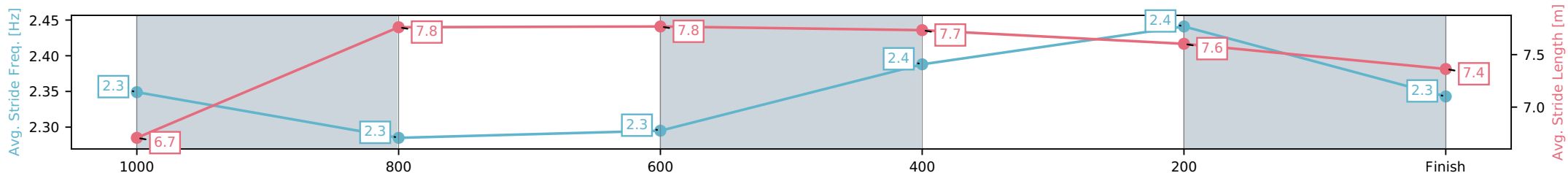
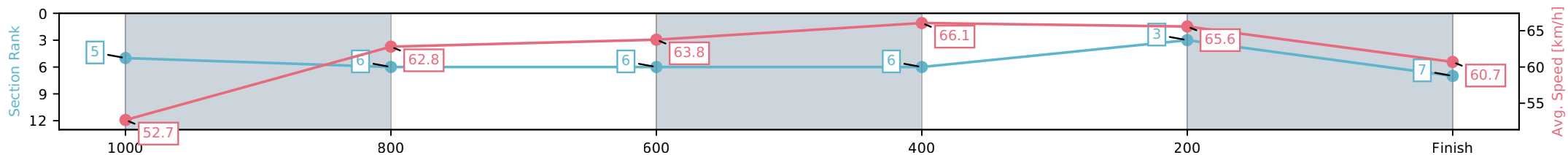
Rockhampton QLD --Professional-2026-06-05
 Race 8: TAB CUP CARNIVAL \$20,000 TRAINERS BONUS
 BENCHMARK 58 Handicap - 1200m

05 June 2026 - 4:25PM

Track Rating: Good 4, Weather: Fine, Rail Position: +5m Entire Circuit



Section	L1200	L1000	L800	L600	L400	L200
Section Times	1:10.45 (0:13.80)	0:56.66 [5] (0:11.55)	0:45.11 [6] (0:11.39)	0:33.71 [6] (0:10.90)	0:22.81 [6] (0:10.99)	0:11.82 [3] (0:11.82)
Average Speed [km/h]	52.7	62.8	63.8	66.1	65.6	60.7
Top Speed [km/h]	65.9	65.8	65.2	67.3	67.6	63.4
Avg. Dist. to Rail [m]	3.0	1.3	1.2	3.0	5.1	6.6
Avg. Stride Freq. [Hz]	2.3	2.3	2.3	2.4	2.4	2.3
Avg. Stride Length [m]	6.7	7.8	7.8	7.7	7.6	7.4



- [] Ranking at each section and finish
- :-:- No data available at this section
- NA No data available

Horse/Jockey Name	Moissanite/Jason Taylor
Finish Rank	8
Fastest Section Time (Section)	0:11.08 (600-400)
Top Speed [km/h] (Section)	66.1 (600-400)
Race State	Finished



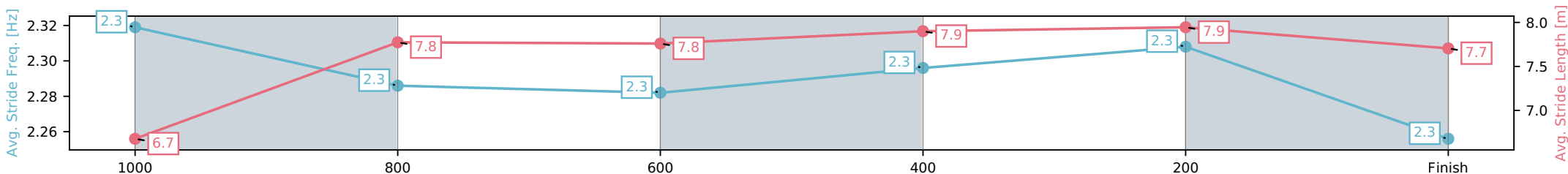
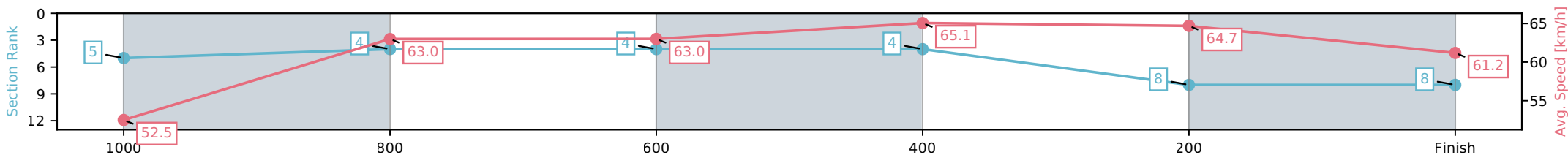
Rockhampton QLD --Professional-2026-06-05
 Race 8: TAB CUP CARNIVAL \$20,000 TRAINERS BONUS
 BENCHMARK 58 Handicap - 1200m

05 June 2026 - 4:25PM

Track Rating: Good 4, Weather: Fine, Rail Position: +5m Entire Circuit



Section	L1200	L1000	L800	L600	L400	L200
Section Times	1:10.51 (0:13.80)	0:56.72 [5] (0:11.39)	0:45.33 [4] (0:11.35)	0:33.98 [4] (0:11.08)	0:22.90 [4] (0:11.13)	0:11.78 [8] (0:11.78)
Average Speed [km/h]	52.5	63.0	63.0	65.1	64.7	61.2
Top Speed [km/h]	65.0	65.2	63.5	66.1	65.9	63.3
Avg. Dist. to Rail [m]	1.3	0.4	0.8	0.6	1.9	3.3
Avg. Stride Freq. [Hz]	2.3	2.3	2.3	2.3	2.3	2.3
Avg. Stride Length [m]	6.7	7.8	7.8	7.9	7.9	7.7



- [] Ranking at each section and finish
- :-:- No data available at this section
- NA No data available

Horse/Jockey Name	Hard To Dismiss/Warwick Satherley
Finish Rank	9
Fastest Section Time (Section)	0:11.07 (400-200)
Top Speed [km/h] (Section)	66.7 (400-200)
Race State	Finished



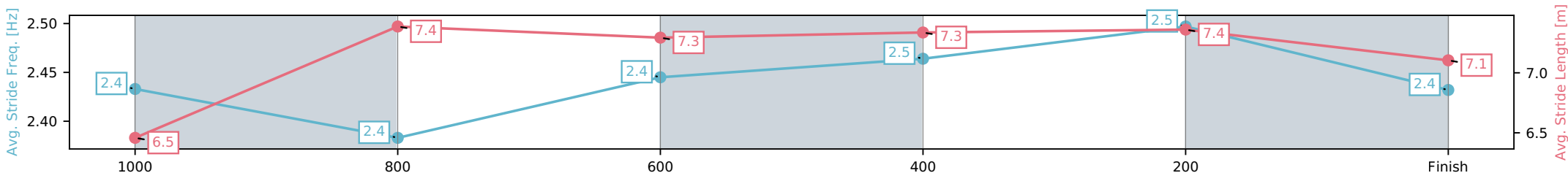
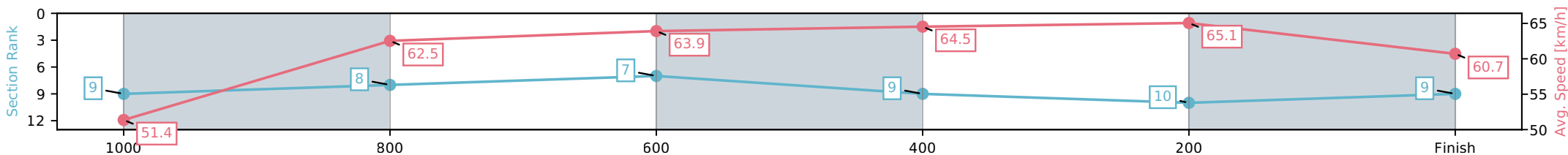
Rockhampton QLD --Professional-2026-06-05
 Race 8: TAB CUP CARNIVAL \$20,000 TRAINERS BONUS
 BENCHMARK 58 Handicap - 1200m

05 June 2026 - 4:25PM

Track Rating: Good 4, Weather: Fine, Rail Position: +5m Entire Circuit



Section	L1200	L1000	L800	L600	L400	L200
Section Times	1:10.77 (0:14.15)	0:56.62 [9] (0:11.40)	0:45.22 [8] (0:11.19)	0:34.02 [7] (0:11.17)	0:22.86 [9] (0:11.07)	0:11.79 [10] (0:11.79)
Average Speed [km/h]	51.4	62.5	63.9	64.5	65.1	60.7
Top Speed [km/h]	63.1	65.7	65.0	66.4	66.7	63.6
Avg. Dist. to Rail [m]	0.8	1.3	0.7	0.9	2.3	4.9
Avg. Stride Freq. [Hz]	2.4	2.4	2.4	2.5	2.5	2.4
Avg. Stride Length [m]	6.5	7.4	7.3	7.3	7.4	7.1



[] Ranking at each section and finish
 -:-:- No data available at this section
 NA No data available

Horse/Jockey Name	He's The One/Chelsea Jokic
Finish Rank	10
Fastest Section Time (Section)	0:11.06 (600-400)
Top Speed [km/h] (Section)	66.5 (400-200)
Race State	Finished



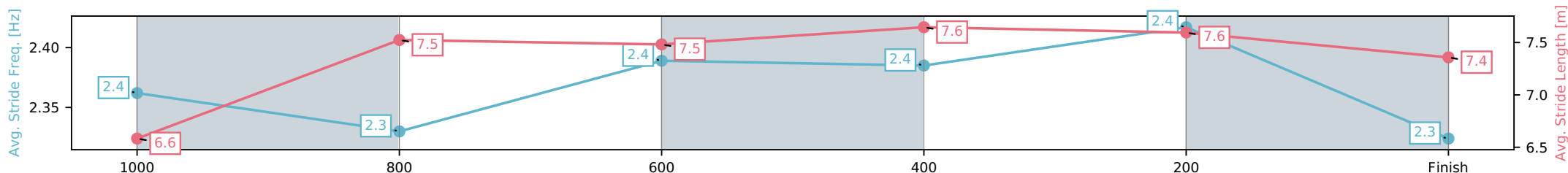
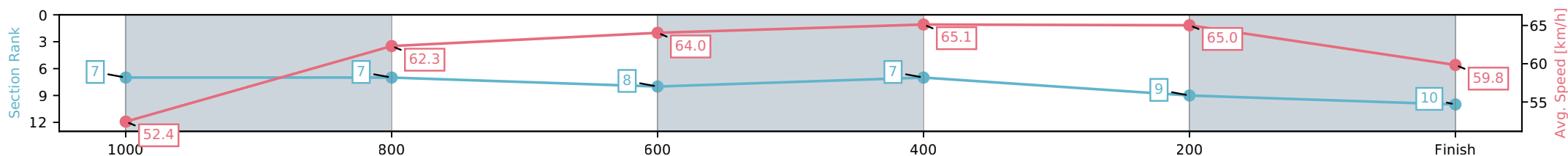
Rockhampton QLD --Professional-2026-06-05
 Race 8: TAB CUP CARNIVAL \$20,000 TRAINERS BONUS
 BENCHMARK 58 Handicap - 1200m

05 June 2026 - 4:25PM

Track Rating: Good 4, Weather: Fine, Rail Position: +5m Entire Circuit



Section	L1200	L1000	L800	L600	L400	L200
Section Times	1:10.93 (0:13.86)	0:57.07 [7] (0:11.57)	0:45.50 [7] (0:11.35)	0:34.15 [8] (0:11.06)	0:23.08 [7] (0:11.07)	0:12.02 [9] (0:12.02)
Average Speed [km/h]	52.4	62.3	64.0	65.1	65.0	59.8
Top Speed [km/h]	64.6	65.3	65.3	66.2	66.5	63.0
Avg. Dist. to Rail [m]	1.4	0.4	1.2	1.9	5.0	8.2
Avg. Stride Freq. [Hz]	2.4	2.3	2.4	2.4	2.4	2.3
Avg. Stride Length [m]	6.6	7.5	7.5	7.6	7.6	7.4



[] Ranking at each section and finish
 -:-:- No data available at this section
 NA No data available

Horse/Jockey Name	Gerry's Pick/Amy Graham
Finish Rank	11
Fastest Section Time (Section)	0:11.11 (600-400)
Top Speed [km/h] (Section)	66.7 (400-200)
Race State	Finished



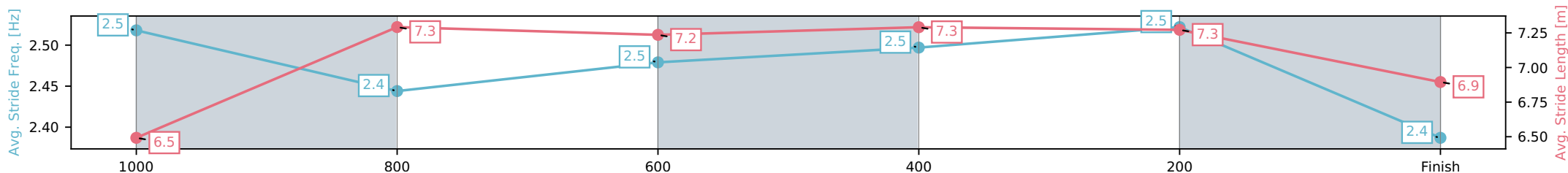
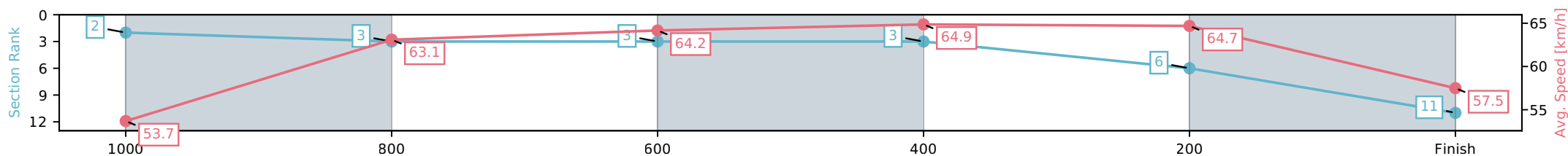
Rockhampton QLD --Professional-2026-06-05
 Race 8: TAB CUP CARNIVAL \$20,000 TRAINERS BONUS
 BENCHMARK 58 Handicap - 1200m

05 June 2026 - 4:25PM

Track Rating: Good 4, Weather: Fine, Rail Position: +5m Entire Circuit



Section	L1200	L1000	L800	L600	L400	L200
Section Times	1:11.21 (0:13.56)	0:57.65 [2] (0:11.53)	0:46.11 [3] (0:11.37)	0:34.74 [3] (0:11.11)	0:23.63 [3] (0:11.14)	0:12.50 [6] (0:12.50)
Average Speed [km/h]	53.7	63.1	64.2	64.9	64.7	57.5
Top Speed [km/h]	66.0	64.3	65.0	66.0	66.7	61.1
Avg. Dist. to Rail [m]	4.6	2.0	1.8	1.7	2.9	4.0
Avg. Stride Freq. [Hz]	2.5	2.4	2.5	2.5	2.5	2.4
Avg. Stride Length [m]	6.5	7.3	7.2	7.3	7.3	6.9



- [] Ranking at each section and finish
- :-:- No data available at this section
- NA No data available