



**Aquis Park Gold Coast QLD -**  
**Race 1: TAB We're On Maiden Handicap - 1800m**  
 06 June 2026 - 12:35PM



Track Rating: Good 4, Weather: Fine, Rail Position: +6m 900m-W/Post, +3m Remainder

Field Times (Race Tempo)                      1:50.73      1:36.96      1:25.35      1:13.65      1:01.21      0:48.15      0:35.78      0:23.86  
 (0:13.77)      (0:11.61)      (0:11.71)      (0:12.44)      (0:13.06)      (0:12.37)      (0:11.91)      (0:11.88)

Rank	TAB#	Horse	Overall Time	First 400m	Top Speed km/h (Section)	L1800	L1600	L1400	L1200	L1000	L800	L600	L400
	(BAR#)	Jockey	Margin (DT-W)	Last 600m	Fastest Section (Time)	Start - 1600	1600 - 1400	1400 - 1200	1200 - 1000	1000 - 800	800 - 600	600 - 400	400 - 200
1	14	Tesstify Trio	1:50.73	0:25.67	66.3 (1600-1400)	1:50.73	1:36.77 [5]	1:25.06 [4]	1:13.54 [2]	1:00.96 [2]	0:47.96 [3]	0:35.66 [3]	0:23.86 [1]
	(10)	Charlie Bennett		0:35.66	1400-1200 (0:11.52)	(0:13.96)	(0:11.71)	(0:11.52)	(0:12.58)	(0:13.00)	(0:12.30)	(0:11.80)	(0:11.88)
2	7	Paradise As Usual	1:50.84	0:26.76	63.4 (1200-1000)	1:50.84	1:35.94 [12]	1:24.08 [12]	1:12.31 [12]	0:59.85 [12]	0:47.36 [12]	0:35.28 [8]	0:23.45 [6]
	(9)	Brooke Ainsworth	0.6L (+0)	0:35.28	400-200 (0:11.68)	(0:14.90)	(0:11.86)	(0:11.77)	(0:12.46)	(0:12.49)	(0:12.08)	(0:11.83)	(0:11.68)
3	2	Irish Handcuffs	1:51.19	0:25.89	64.0 (1600-1400)	1:51.19	1:37.10 [7]	1:25.30 [7]	1:13.54 [7]	1:01.09 [6]	0:48.21 [6]	0:35.87 [6]	0:24.21 [3]
	(12)	Scott Sheargold	2.7L (+1)	0:35.86	600-400 (0:11.66)	(0:14.10)	(0:11.79)	(0:11.76)	(0:12.44)	(0:12.89)	(0:12.34)	(0:11.66)	(0:11.84)
4	8	French Riviera	1:51.30	0:26.41	63.6 (1400-1200)	1:51.30	1:36.94 [10]	1:24.89 [10]	1:13.15 [10]	1:00.60 [11]	0:47.87 [10]	0:35.56 [11]	0:23.68 [8]
	(8)	Nozi Tomizawa	3.4L (-2)	0:35.56	400-200 (0:11.65)	(0:14.36)	(0:12.05)	(0:11.73)	(0:12.55)	(0:12.73)	(0:12.31)	(0:11.88)	(0:11.65)
5	11	She Can Soar	1:51.40	0:25.52	66.7 (1800 - 1600)	1:51.40	1:37.52 [3]	1:25.88 [2]	1:13.99 [4]	1:01.40 [5]	0:48.45 [5]	0:36.17 [4]	0:24.22 [5]
	(5)	Emily Lang	3.9L (-1)	0:36.18	1600-1400 (0:11.64)	(0:13.88)	(0:11.64)	(0:11.89)	(0:12.59)	(0:12.95)	(0:12.28)	(0:11.96)	(0:11.86)
6	1	Be Thy Name	1:51.46	0:25.38	66.9 (1800 - 1600)	1:51.46	1:37.69 [1]	1:26.08 [1]	1:14.38 [1]	1:01.94 [1]	0:48.88 [1]	0:36.51 [1]	0:24.54 [2]
	(3)	Courtney Bellamy	4.3L (+1)	0:36.50	1600-1400 (0:11.61)	(0:13.77)	(0:11.61)	(0:11.71)	(0:12.44)	(0:13.06)	(0:12.37)	(0:11.97)	(0:12.06)
7	10	Shark Park	1:51.47	0:25.59	66.4 (1800 - 1600)	1:51.47	1:37.58 [4]	1:25.88 [3]	1:14.22 [3]	1:01.69 [3]	0:48.72 [2]	0:36.41 [2]	0:24.46 [4]
	(7)	Dylan Turner	4.3L (+1)	0:36.40	1400-1200 (0:11.66)	(0:13.89)	(0:11.70)	(0:11.66)	(0:12.53)	(0:12.97)	(0:12.31)	(0:11.94)	(0:12.26)
8	15	The Hopedstar	1:51.96	0:25.92	65.1 (1800 - 1600)	1:51.96	1:37.70 [9]	1:26.03 [8]	1:14.20 [8]	1:01.53 [9]	0:48.70 [9]	0:36.38 [9]	0:24.30 [11]
	(6)	Aidan Keeley	7.2L (+0)	0:36.38	1600-1400 (0:11.66)	(0:14.26)	(0:11.66)	(0:11.84)	(0:12.67)	(0:12.83)	(0:12.32)	(0:12.08)	(0:11.88)
9	4	Dwayneheroc	1:52.49	0:26.48	63.1 (1800 - 1600)	1:52.49	1:37.97 [11]	1:26.01 [11]	1:14.34 [11]	1:01.80 [10]	0:49.06 [11]	0:36.75 [12]	0:24.51 [12]
	(11)	Micheal Hellyer	10.3L (+0)	0:36.75	1400-1200 (0:11.67)	(0:14.52)	(0:11.96)	(0:11.67)	(0:12.54)	(0:12.74)	(0:12.31)	(0:12.24)	(0:12.20)
10	13	Hurdwick Stone	1:52.94	0:25.69	65.2 (1800 - 1600)	1:52.94	1:39.07 [2]	1:27.25 [5]	1:15.44 [5]	1:02.95 [4]	0:50.06 [4]	0:37.69 [5]	0:25.48 [7]
	(2)	Brandon Lerena	13.0L (+1)	0:37.70	1400-1200 (0:11.81)	(0:13.87)	(0:11.82)	(0:11.81)	(0:12.48)	(0:12.90)	(0:12.36)	(0:12.22)	(0:12.47)

Scratched: Geisha Gal (#5), Waves Of Emocean (#6), Speegle (#12), La Gracia (#16), Five Of Us (#17), Astern Powers (#18)

Report Created: Sat 06 June 2026

(Note: Races are conducted over an approximate distance as close as possible to the advertised distance, and recorded data may vary accordingly. Official times refer to race times only and do not include handicap times.)

[ ] Position in running at each section and finish    TAB# Saddle cloth number  
 -:-:- No data available at this section                    BAR# Barrier/Gate Position  
 NA No data available    DNF Did not finish  
 DNT Did not track     DT-W Distance travelled compared to winner in metres

Fastest split  
 Fastest section



Aquis Park Gold Coast QLD -  
Race 1: TAB We're On Maiden Handicap - 1800m  
06 June 2026 - 12:35PM



Track Rating: Good 4, Weather: Fine, Rail Position: +6m 900m-W/Post, +3m Remainder

Field Times (Race Tempo)                      1:50.73 (0:13.77)    1:36.96 (0:11.61)    1:25.35 (0:11.71)    1:13.65 (0:12.44)    1:01.21 (0:13.06)    0:48.15 (0:12.37)    0:35.78 (0:11.91)    0:23.86 (0:11.88)

Rank	TAB# (BAR#)	Horse Jockey	Overall Time Margin (DT-W)	First 400m Last 600m	Top Speed km/h (Section) Fastest Section (Time)	L1800	L1600	L1400	L1200	L1000	L800	L600	L400
						Start - 1600	1600 - 1400	1400 - 1200	1200 - 1000	1000 - 800	800 - 600	600 - 400	400 - 200
11	9	It's Ok	1:52.98	0:25.70	64.7 (1600-1400)	1:52.98	1:38.96 [6]	1:27.29 [6]	1:15.40 [6]	1:02.68 [7]	0:49.76 [8]	0:37.37 [10]	0:25.32 [10]
	(4)	Benjamin Osmond	13.2L (-4)	0:37.37	1600-1400 (0:11.68)	(0:14.02)	(0:11.68)	(0:11.88)	(0:12.72)	(0:12.92)	(0:12.39)	(0:12.04)	(0:12.46)
12	3	I Am Etoile	1:53.40	0:25.98	63.3 (1600-1400)	1:53.40	1:39.24 [8]	1:27.41 [9]	1:15.59 [9]	1:03.01 [8]	0:50.22 [7]	0:37.88 [7]	0:25.75 [9]
	(1)	Karl Zechner	15.7L (-2)	0:37.88	1400-1200 (0:11.82)	(0:14.16)	(0:11.82)	(0:11.82)	(0:12.58)	(0:12.79)	(0:12.33)	(0:12.13)	(0:12.54)

Scratched: Geisha Gal (#5), Waves Of Emocean (#6), Speegle (#12), La Gracia (#16), Five Of Us (#17), Astern Powers (#18)

Report Created: Sat 06 June 2026

(Note: Races are conducted over an approximate distance as close as possible to the advertised distance, and recorded data may vary accordingly. Official times refer to race times only and do not include handicap times.)

[ ] Position in running at each section and finish    TAB# Saddle cloth number  
 -:-:- No data available at this section                      BAR# Barrier/Gate Position  
 NA No data available    DNF Did not finish  
 DNT Did not track    DT-W Distance travelled compared to winner in metres

Fastest split  
 Fastest section

Page 2/16  
 data processed by TRIPLES DATA



Aquis Park Gold Coast QLD -  
Race 1: TAB We're On Maiden Handicap - 1800m  
06 June 2026 - 12:35PM



Track Rating: Good 4, Weather: Fine, Rail Position: +6m 900m-W/Post, +3m Remainder

Field Times                      0:11.98  
(Race Tempo)                    (0:11.98)

Rank	TAB#	Horse	Overall Time	First 400m	Top Speed km/h (Section)	L200										
	(BAR#)	Jockey	Margin (DT-W)	Last 600m	Fastest Section (Time)	200 - Finish										
1	14	Tesstify Trio	1:50.73	0:25.67	66.3 (1600-1400)	0:11.98 [1]										
	(10)	Charlie Bennett		0:35.66	1400-1200 (0:11.52)	(0:11.98)										
2	7	Paradise As Usual	1:50.84	0:26.76	63.4 (1200-1000)	0:11.77 [5]										
	(9)	Brooke Ainsworth	0.6L (+0)	0:35.28	400-200 (0:11.68)	(0:11.77)										
3	2	Irish Handcuffs	1:51.19	0:25.89	64.0 (1600-1400)	0:12.36 [2]										
	(12)	Scott Sheargold	2.7L (+1)	0:35.86	600-400 (0:11.66)	(0:12.36)										
4	8	French Riviera	1:51.30	0:26.41	63.6 (1400-1200)	0:12.03 [7]										
	(8)	Nozi Tomizawa	3.4L (-2)	0:35.56	400-200 (0:11.65)	(0:12.03)										
5	11	She Can Soar	1:51.40	0:25.52	66.7 (1800 - 1600)	0:12.36 [4]										
	(5)	Emily Lang	3.9L (-1)	0:36.18	1600-1400 (0:11.64)	(0:12.36)										
6	1	Be Thy Name	1:51.46	0:25.38	66.9 (1800 - 1600)	0:12.47 [3]										
	(3)	Courtney Bellamy	4.3L (+1)	0:36.50	1600-1400 (0:11.61)	(0:12.47)										
7	10	Shark Park	1:51.47	0:25.59	66.4 (1800 - 1600)	0:12.20 [6]										
	(7)	Dylan Turner	4.3L (+1)	0:36.40	1400-1200 (0:11.66)	(0:12.20)										
8	15	The Hopestar	1:51.96	0:25.92	65.1 (1800 - 1600)	0:12.42 [8]										
	(6)	Aidan Keeley	7.2L (+0)	0:36.38	1600-1400 (0:11.66)	(0:12.42)										
9	4	Dwaynetheroc	1:52.49	0:26.48	63.1 (1800 - 1600)	0:12.31 [11]										
	(11)	Micheal Hellyer	10.3L (+0)	0:36.75	1400-1200 (0:11.67)	(0:12.31)										
10	13	Hurdwick Stone	1:52.94	0:25.69	65.2 (1800 - 1600)	0:13.01 [9]										
	(2)	Brandon Lerena	13.0L (+1)	0:37.70	1400-1200 (0:11.81)	(0:13.01)										

Scratched: Geisha Gal (#5), Waves Of Emocean (#6), Speegle (#12), La Gracia (#16), Five Of Us (#17), Astern Powers (#18)

Report Created: Sat 06 June 2026

(Note: Races are conducted over an approximate distance as close as possible to the advertised distance, and recorded data may vary accordingly. Official times refer to race times only and do not include handicap times.)

[ ] Position in running at each section and finish    TAB# Saddle cloth number  
 -:-:- No data available at this section                    BAR# Barrier/Gate Position  
 NA No data available    DNF Did not finish  
 DNT Did not track     DT-W Distance travelled compared to winner in metres

Fastest split  
 Fastest section



**Aquis Park Gold Coast QLD -**  
**Race 1: TAB We're On Maiden Handicap - 1800m**  
 06 June 2026 - 12:35PM



Track Rating: Good 4, Weather: Fine, Rail Position: +6m 900m-W/Post, +3m Remainder

Field Times                      0:11.98  
 (Race Tempo)                    (0:11.98)

Rank	TAB#	Horse	Overall Time	First 400m	Top Speed km/h (Section)	L200							
	(BAR#)	Jockey	Margin (DT-W)	Last 600m	Fastest Section (Time)	200 - Finish							
11	9	It's Ok	1:52.98	0:25.70	64.7 (1600-1400)	0:12.87 [10]							
	(4)	Benjamin Osmond	13.2L (-4)	0:37.37	1600-1400 (0:11.68)	(0:12.87)							
12	3	I Am Etoile	1:53.40	0:25.98	63.3 (1600-1400)	0:13.21 [12]							
	(1)	Karl Zechner	15.7L (-2)	0:37.88	1400-1200 (0:11.82)	(0:13.21)							

Scratched: Geisha Gal (#5), Waves Of Emocean (#6), Speegle (#12), La Gracia (#16), Five Of Us (#17), Astern Powers (#18)

Report Created: Sat 06 June 2026

(Note: Races are conducted over an approximate distance as close as possible to the advertised distance, and recorded data may vary accordingly. Official times refer to race times only and do not include handicap times.)

[ ] Position in running at each section and finish    TAB# Saddle cloth number

Fastest split

:-:-- No data available at this section

BAR# Barrier/Gate Position

Fastest section

NA No data available

DNF Did not finish

DNT Did not track

DT-W Distance travelled compared to winner in metres

Horse/Jockey Name	Tesstify Trio/Charlie Bennett
Finish Rank	1
Fastest Section Time (Section)	0:11.52 (1400-1200)
Top Speed [km/h] (Section)	66.3 (1600-1400)
Race State	Finished



Aquis Park Gold Coast QLD

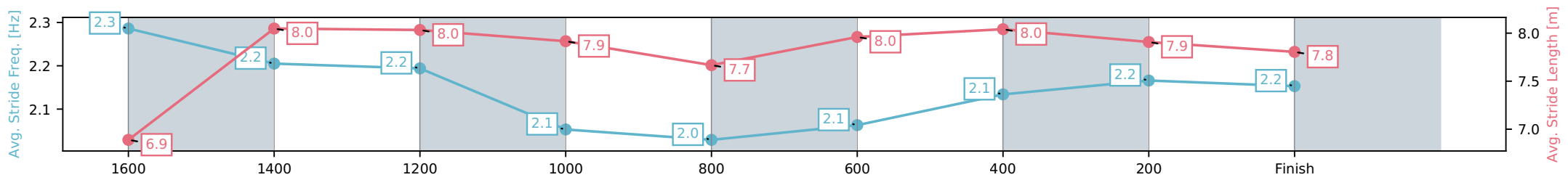
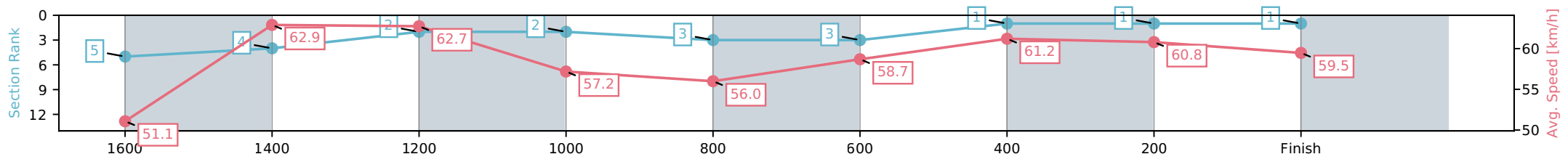
Race 1: TAB We're On Maiden Handicap - 1800m

06 June 2026 - 12:35PM

Track Rating: Good 4, Weather: Fine, Rail Position: +6m 900m-W/Post, +3m Remainder



Section	L1800	L1600	L1400	L1200	L1000	L800	L600	L400	L200
Section Times	1:50.73 (0:13.96)	1:36.77 [5] (0:11.71)	1:25.06 [4] (0:11.52)	1:13.54 [2] (0:12.58)	1:00.96 [2] (0:13.00)	0:47.96 [3] (0:12.30)	0:35.66 [3] (0:11.80)	0:23.86 [1] (0:11.88)	0:11.98 [1] (0:11.98)
Average Speed [km/h]	51.1	62.9	62.7	57.2	56.0	58.7	61.2	60.8	59.5
Top Speed [km/h]	65.6	66.3	64.9	59.5	56.9	60.0	62.3	62.3	60.5
Avg. Dist. to Rail [m]	8.3	4.3	2.5	2.2	1.6	1.1	0.7	2.3	3.2
Avg. Stride Freq. [Hz]	2.3	2.2	2.2	2.1	2.0	2.1	2.1	2.2	2.2
Avg. Stride Length [m]	6.9	8.0	8.0	7.9	7.7	8.0	8.0	7.9	7.8



[ ] Ranking at each section and finish  
 -:-:- No data available at this section  
 NA No data available

Horse/Jockey Name	Paradise As Usual/Brooke Ainsworth
Finish Rank	2
Fastest Section Time (Section)	0:11.68 (400-200)
Top Speed [km/h] (Section)	63.4 (1200-1000)
Race State	Finished

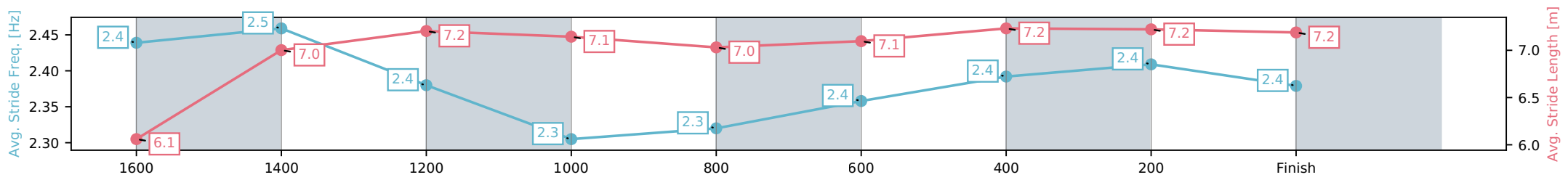
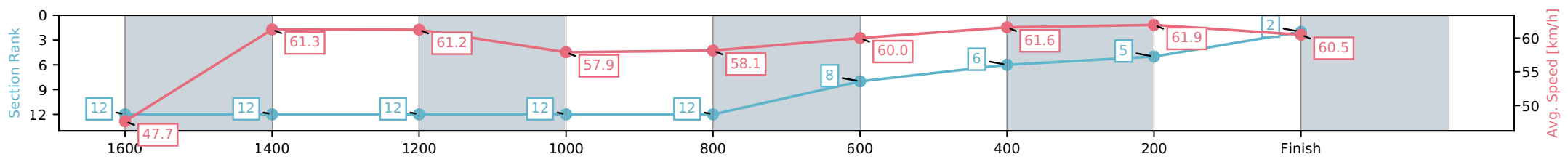


Aquis Park Gold Coast QLD  
Race 1: TAB We're On Maiden Handicap - 1800m



06 June 2026 - 12:35PM  
Track Rating: Good 4, Weather: Fine, Rail Position: +6m 900m-W/Post, +3m Remainder

Section	L1800	L1600	L1400	L1200	L1000	L800	L600	L400	L200
Section Times	1:50.84 (0:14.90)	1:35.94 [12] (0:11.86)	1:24.08 [12] (0:11.77)	1:12.31 [12] (0:12.46)	0:59.85 [12] (0:12.49)	0:47.36 [12] (0:12.08)	0:35.28 [8] (0:11.83)	0:23.45 [6] (0:11.68)	0:11.77 [5] (0:11.77)
Average Speed [km/h]	47.7	61.3	61.2	57.9	58.1	60.0	61.6	61.9	60.5
Top Speed [km/h]	61.8	63.0	62.9	63.4	59.7	62.0	63.3	63.0	62.2
Avg. Dist. to Rail [m]	6.8	1.6	1.5	1.7	1.8	2.2	2.0	4.6	5.7
Avg. Stride Freq. [Hz]	2.4	2.5	2.4	2.3	2.3	2.4	2.4	2.4	2.4
Avg. Stride Length [m]	6.1	7.0	7.2	7.1	7.0	7.1	7.2	7.2	7.2



[ ] Ranking at each section and finish  
 -:-:- No data available at this section  
 NA No data available

Horse/Jockey Name	Irish Handcuffs/Scott Sheargold
Finish Rank	3
Fastest Section Time (Section)	0:11.66 (600-400)
Top Speed [km/h] (Section)	64.0 (1600-1400)
Race State	Finished



Aquis Park Gold Coast QLD

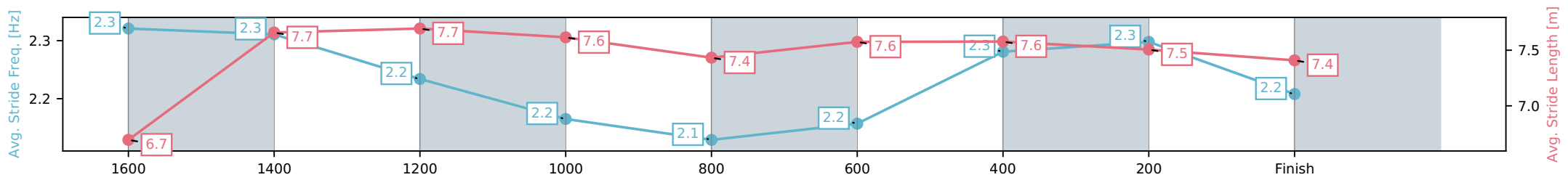
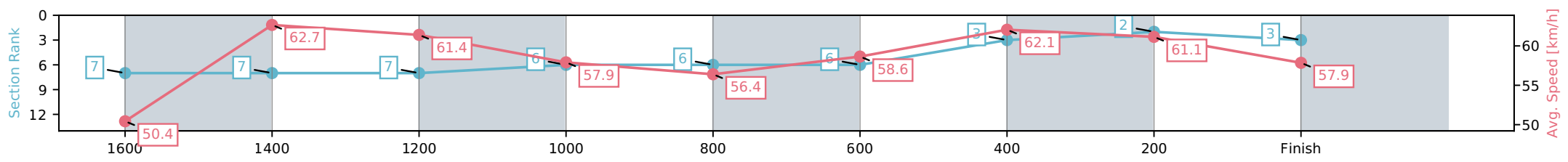
Race 1: TAB We're On Maiden Handicap - 1800m

06 June 2026 - 12:35PM

Track Rating: Good 4, Weather: Fine, Rail Position: +6m 900m-W/Post, +3m Remainder



Section	L1800	L1600	L1400	L1200	L1000	L800	L600	L400	L200
Section Times	1:51.19 (0:14.10)	1:37.10 [7] (0:11.79)	1:25.30 [7] (0:11.76)	1:13.54 [7] (0:12.44)	1:01.09 [6] (0:12.89)	0:48.21 [6] (0:12.34)	0:35.87 [6] (0:11.66)	0:24.21 [3] (0:11.84)	0:12.36 [2] (0:12.36)
Average Speed [km/h]	50.4	62.7	61.4	57.9	56.4	58.6	62.1	61.1	57.9
Top Speed [km/h]	64.0	64.0	62.5	61.7	57.1	59.8	62.8	61.9	59.5
Avg. Dist. to Rail [m]	10.6	4.2	2.6	2.5	1.8	1.2	1.3	3.4	3.2
Avg. Stride Freq. [Hz]	2.3	2.3	2.2	2.2	2.1	2.2	2.3	2.3	2.2
Avg. Stride Length [m]	6.7	7.7	7.7	7.6	7.4	7.6	7.6	7.5	7.4



[ ] Ranking at each section and finish  
 -:-:- No data available at this section  
 NA No data available

Horse/Jockey Name	French Riviera/Nozi Tomizawa
Finish Rank	4
Fastest Section Time (Section)	0:11.65 (400-200)
Top Speed [km/h] (Section)	63.6 (1400-1200)
Race State	Finished



Aquis Park Gold Coast QLD

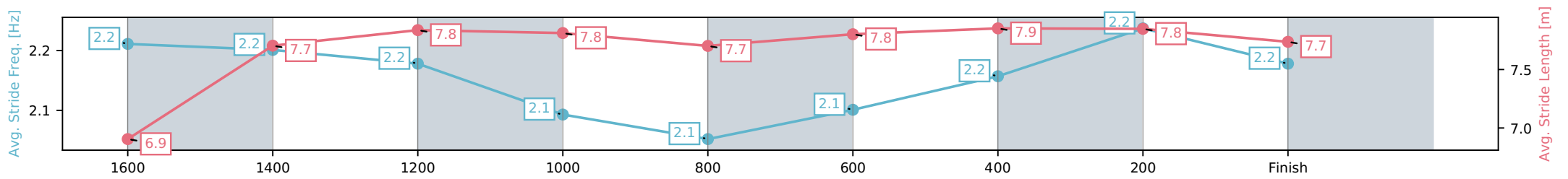
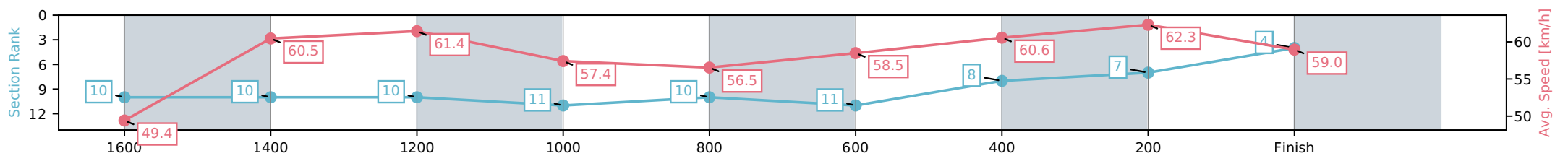
Race 1: TAB We're On Maiden Handicap - 1800m

06 June 2026 - 12:35PM

Track Rating: Good 4, Weather: Fine, Rail Position: +6m 900m-W/Post, +3m Remainder



Section	L1800	L1600	L1400	L1200	L1000	L800	L600	L400	L200
Section Times	1:51.30 (0:14.36)	1:36.94 [10] (0:12.05)	1:24.89 [10] (0:11.73)	1:13.15 [10] (0:12.55)	1:00.60 [11] (0:12.73)	0:47.87 [10] (0:12.31)	0:35.56 [11] (0:11.88)	0:23.68 [8] (0:11.65)	0:12.03 [7] (0:12.03)
Average Speed [km/h]	49.4	60.5	61.4	57.4	56.5	58.5	60.6	62.3	59.0
Top Speed [km/h]	63.5	61.5	63.6	62.6	57.7	59.9	61.6	63.0	61.0
Avg. Dist. to Rail [m]	6.7	2.0	1.0	0.7	0.7	0.5	0.8	5.4	6.6
Avg. Stride Freq. [Hz]	2.2	2.2	2.2	2.1	2.1	2.1	2.2	2.2	2.2
Avg. Stride Length [m]	6.9	7.7	7.8	7.8	7.7	7.8	7.9	7.8	7.7



[ ] Ranking at each section and finish  
 -:-:- No data available at this section  
 NA No data available

Horse/Jockey Name	She Can Soar/Emily Lang
Finish Rank	5
Fastest Section Time (Section)	0:11.64 (1600-1400)
Top Speed [km/h] (Section)	66.7 (1800 - 1600)
Race State	Finished



Aquis Park Gold Coast QLD

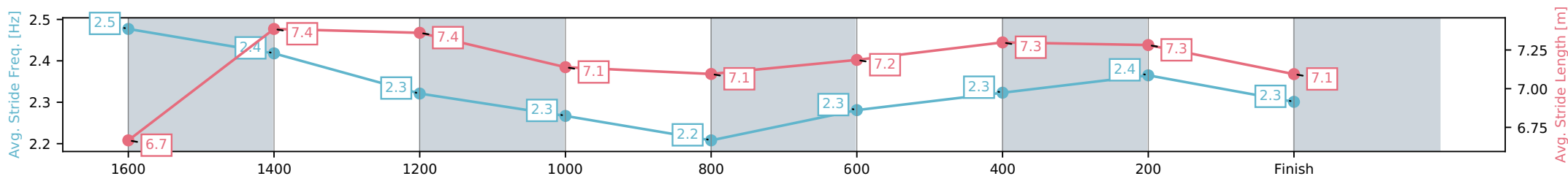
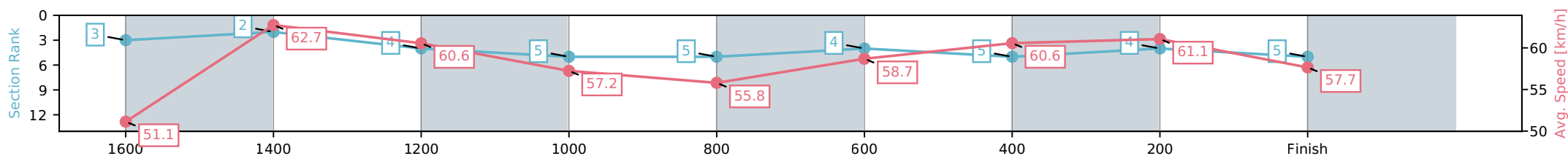
Race 1: TAB We're On Maiden Handicap - 1800m

06 June 2026 - 12:35PM

Track Rating: Good 4, Weather: Fine, Rail Position: +6m 900m-W/Post, +3m Remainder



Section	L1800	L1600	L1400	L1200	L1000	L800	L600	L400	L200
Section Times	1:51.40 (0:13.88)	1:37.52 [3] (0:11.64)	1:25.88 [2] (0:11.89)	1:13.99 [4] (0:12.59)	1:01.40 [5] (0:12.95)	0:48.45 [5] (0:12.28)	0:36.17 [4] (0:11.96)	0:24.22 [5] (0:11.86)	0:12.36 [4] (0:12.36)
Average Speed [km/h]	51.1	62.7	60.6	57.2	55.8	58.7	60.6	61.1	57.7
Top Speed [km/h]	66.7	66.5	62.8	58.7	57.1	60.1	61.8	62.4	59.3
Avg. Dist. to Rail [m]	4.9	2.4	1.2	1.9	0.9	0.4	1.5	3.5	2.8
Avg. Stride Freq. [Hz]	2.5	2.4	2.3	2.3	2.2	2.3	2.3	2.4	2.3
Avg. Stride Length [m]	6.7	7.4	7.4	7.1	7.1	7.1	7.2	7.3	7.1



- [ ] Ranking at each section and finish
- :-:- No data available at this section
- NA No data available

Horse/Jockey Name	Be Thy Name/Courtney Bellamy
Finish Rank	6
Fastest Section Time (Section)	0:11.61 (1600-1400)
Top Speed [km/h] (Section)	66.9 (1800 - 1600)
Race State	Finished



Aquis Park Gold Coast QLD

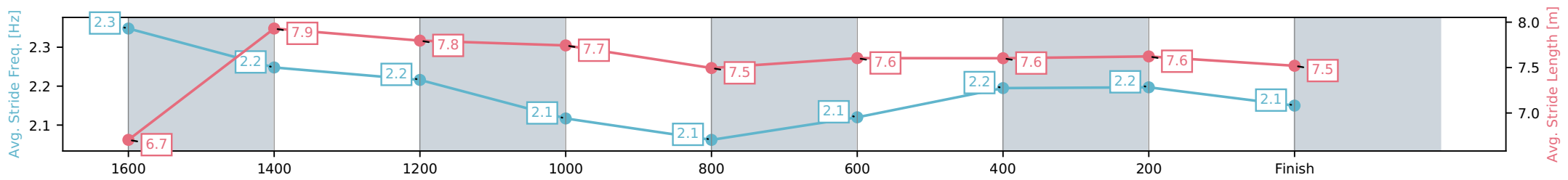
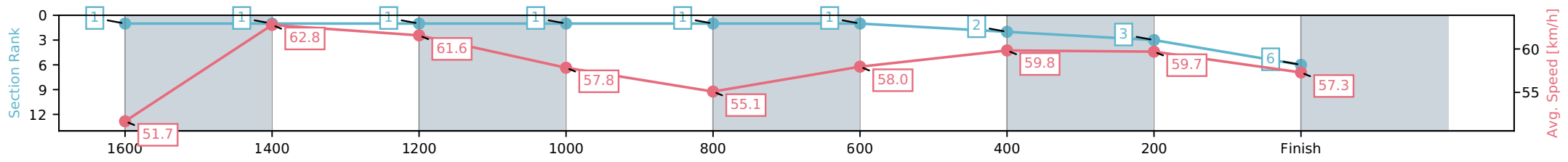
Race 1: TAB We're On Maiden Handicap - 1800m

06 June 2026 - 12:35PM

Track Rating: Good 4, Weather: Fine, Rail Position: +6m 900m-W/Post, +3m Remainder



Section	L1800	L1600	L1400	L1200	L1000	L800	L600	L400	L200
Section Times	1:51.46 (0:13.77)	1:37.69 [1] (0:11.61)	1:26.08 [1] (0:11.71)	1:14.38 [1] (0:12.44)	1:01.94 [1] (0:13.06)	0:48.88 [1] (0:12.37)	0:36.51 [1] (0:11.97)	0:24.54 [2] (0:12.06)	0:12.47 [3] (0:12.47)
Average Speed [km/h]	51.7	62.8	61.6	57.8	55.1	58.0	59.8	59.7	57.3
Top Speed [km/h]	66.9	65.9	62.9	60.3	56.1	58.5	61.3	60.4	58.8
Avg. Dist. to Rail [m]	4.0	2.3	0.4	0.4	0.5	0.7	1.2	0.4	0.2
Avg. Stride Freq. [Hz]	2.3	2.2	2.2	2.1	2.1	2.1	2.2	2.2	2.1
Avg. Stride Length [m]	6.7	7.9	7.8	7.7	7.5	7.6	7.6	7.6	7.5



[ ] Ranking at each section and finish  
 -:-:- No data available at this section  
 NA No data available

Horse/Jockey Name	Shark Park/Dylan Turner
Finish Rank	7
Fastest Section Time (Section)	0:11.66 (1400-1200)
Top Speed [km/h] (Section)	66.4 (1800 - 1600)
Race State	Finished

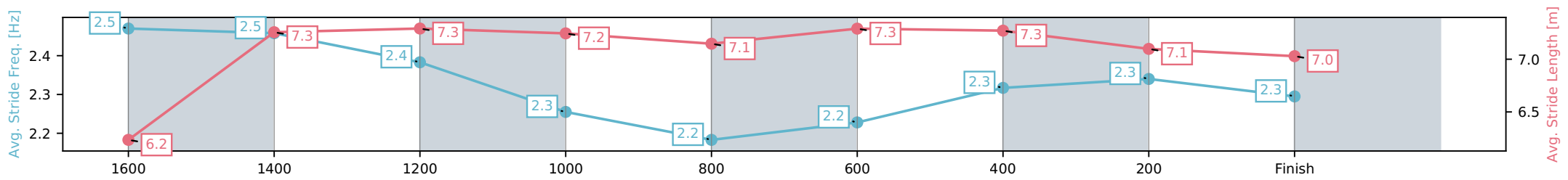
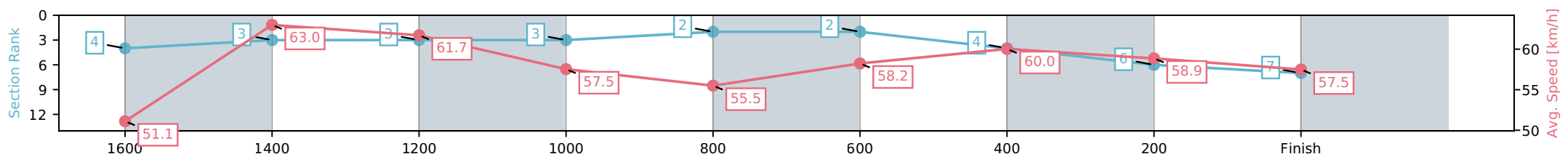


Aquis Park Gold Coast QLD  
Race 1: TAB We're On Maiden Handicap - 1800m



06 June 2026 - 12:35PM  
Track Rating: Good 4, Weather: Fine, Rail Position: +6m 900m-W/Post, +3m Remainder

Section	L1800	L1600	L1400	L1200	L1000	L800	L600	L400	L200
Section Times	1:51.47 (0:13.89)	1:37.58 [4] (0:11.70)	1:25.88 [3] (0:11.66)	1:14.22 [3] (0:12.53)	1:01.69 [3] (0:12.97)	0:48.72 [2] (0:12.31)	0:36.41 [2] (0:11.94)	0:24.46 [4] (0:12.26)	0:12.20 [6] (0:12.20)
Average Speed [km/h]	51.1	63.0	61.7	57.5	55.5	58.2	60.0	58.9	57.5
Top Speed [km/h]	66.4	65.3	63.3	59.6	56.2	59.2	61.0	59.6	58.5
Avg. Dist. to Rail [m]	6.7	3.8	0.3	0.6	0.6	0.7	1.1	2.6	4.2
Avg. Stride Freq. [Hz]	2.5	2.5	2.4	2.3	2.2	2.2	2.3	2.3	2.3
Avg. Stride Length [m]	6.2	7.3	7.3	7.2	7.1	7.3	7.3	7.1	7.0



[ ] Ranking at each section and finish  
 -:-:- No data available at this section  
 NA No data available

Horse/Jockey Name	The Hopestar/Aidan Keeley
Finish Rank	8
Fastest Section Time (Section)	0:11.66 (1600-1400)
Top Speed [km/h] (Section)	65.1 (1800 - 1600)
Race State	Finished



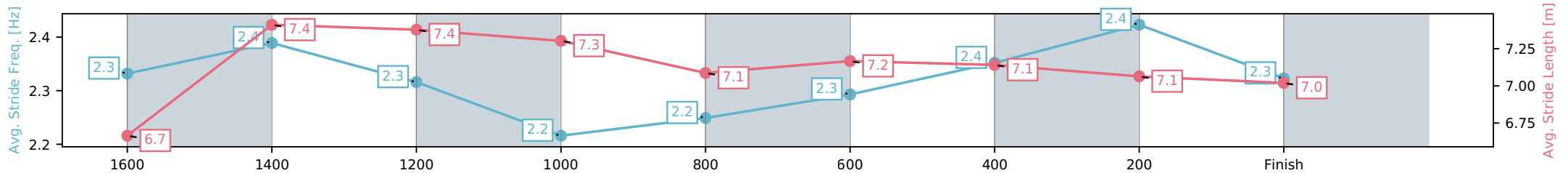
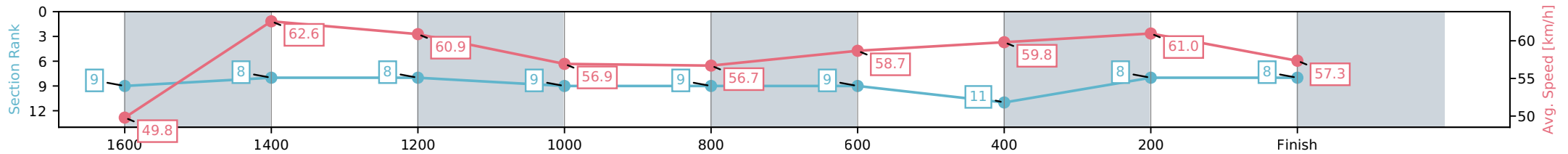
Aquis Park Gold Coast QLD  
Race 1: TAB We're On Maiden Handicap - 1800m



06 June 2026 - 12:35PM

Track Rating: Good 4, Weather: Fine, Rail Position: +6m 900m-W/Post, +3m Remainder

Section	L1800	L1600	L1400	L1200	L1000	L800	L600	L400	L200
Section Times	1:51.96 (0:14.26)	1:37.70 [9] (0:11.66)	1:26.03 [8] (0:11.84)	1:14.20 [8] (0:12.67)	1:01.53 [9] (0:12.83)	0:48.70 [9] (0:12.32)	0:36.38 [9] (0:12.08)	0:24.30 [11] (0:11.88)	0:12.42 [8] (0:12.42)
Average Speed [km/h]	49.8	62.6	60.9	56.9	56.7	58.7	59.8	61.0	57.3
Top Speed [km/h]	65.1	64.7	63.4	61.4	57.4	59.9	62.1	62.1	60.1
Avg. Dist. to Rail [m]	5.4	2.3	1.3	1.6	2.0	1.3	0.7	5.0	4.0
Avg. Stride Freq. [Hz]	2.3	2.4	2.3	2.2	2.2	2.3	2.4	2.4	2.3
Avg. Stride Length [m]	6.7	7.4	7.4	7.3	7.1	7.2	7.1	7.1	7.0



- [ ] Ranking at each section and finish
- :-:- No data available at this section
- NA No data available

Horse/Jockey Name	Dwaynetheroc/Micheal Hellyer
Finish Rank	9
Fastest Section Time (Section)	0:11.67 (1400-1200)
Top Speed [km/h] (Section)	63.1 (1800 - 1600)
Race State	Finished

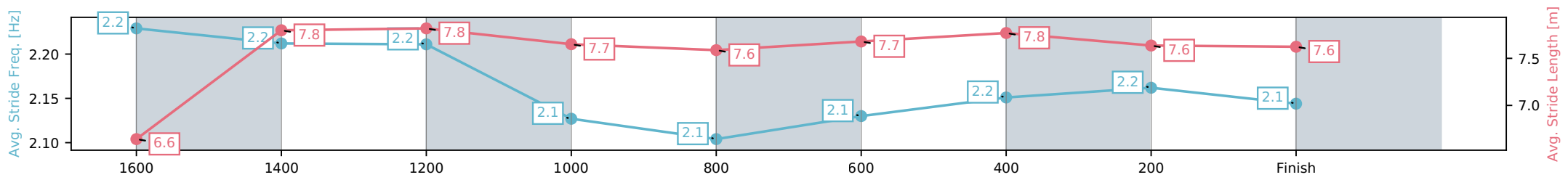
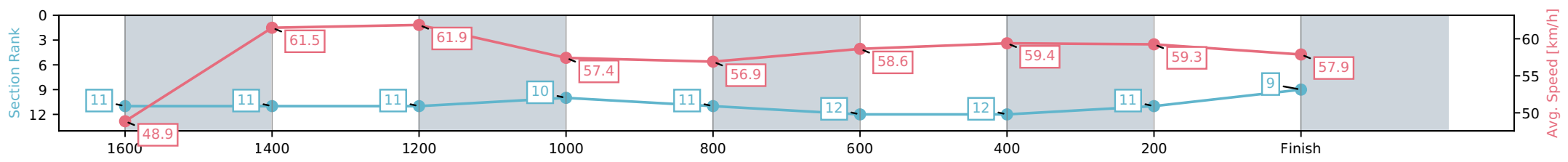


Aquis Park Gold Coast QLD  
 Race 1: TAB We're On Maiden Handicap - 1800m



06 June 2026 - 12:35PM  
 Track Rating: Good 4, Weather: Fine, Rail Position: +6m 900m-W/Post, +3m Remainder

Section	L1800	L1600	L1400	L1200	L1000	L800	L600	L400	L200
Section Times	1:52.49 (0:14.52)	1:37.97 [11] (0:11.96)	1:26.01 [11] (0:11.67)	1:14.34 [11] (0:12.54)	1:01.80 [10] (0:12.74)	0:49.06 [11] (0:12.31)	0:36.75 [12] (0:12.24)	0:24.51 [12] (0:12.20)	0:12.31 [11] (0:12.31)
Average Speed [km/h]	48.9	61.5	61.9	57.4	56.9	58.6	59.4	59.3	57.9
Top Speed [km/h]	63.1	62.1	63.1	62.9	57.9	60.0	60.2	60.6	60.4
Avg. Dist. to Rail [m]	9.1	3.5	2.4	2.6	1.3	0.8	1.8	3.0	4.5
Avg. Stride Freq. [Hz]	2.2	2.2	2.2	2.1	2.1	2.1	2.2	2.2	2.1
Avg. Stride Length [m]	6.6	7.8	7.8	7.7	7.6	7.7	7.8	7.6	7.6



[ ] Ranking at each section and finish  
 -:-:- No data available at this section  
 NA No data available

Horse/Jockey Name	Hurdwick Stone/Brandon Lerena
Finish Rank	10
Fastest Section Time (Section)	0:11.81 (1400-1200)
Top Speed [km/h] (Section)	65.2 (1800 - 1600)
Race State	Finished



Aquis Park Gold Coast QLD

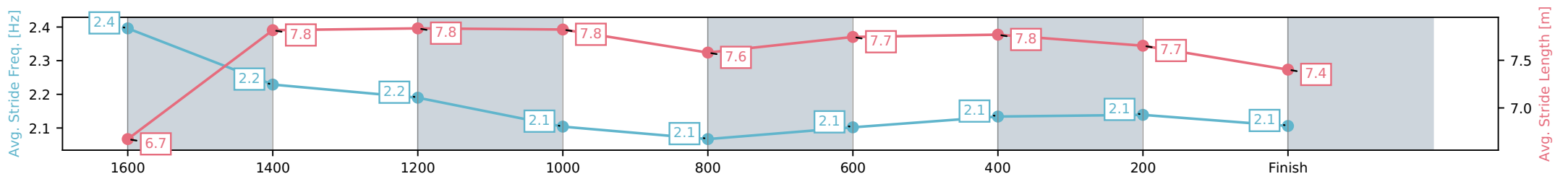
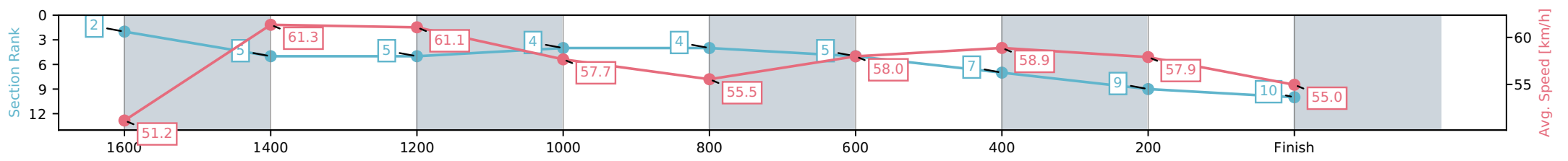
Race 1: TAB We're On Maiden Handicap - 1800m

06 June 2026 - 12:35PM

Track Rating: Good 4, Weather: Fine, Rail Position: +6m 900m-W/Post, +3m Remainder



Section	L1800	L1600	L1400	L1200	L1000	L800	L600	L400	L200
Section Times	1:52.94 (0:13.87)	1:39.07 [2] (0:11.82)	1:27.25 [5] (0:11.81)	1:15.44 [5] (0:12.48)	1:02.95 [4] (0:12.90)	0:50.06 [4] (0:12.36)	0:37.69 [5] (0:12.22)	0:25.48 [7] (0:12.47)	0:13.01 [9] (0:13.01)
Average Speed [km/h]	51.2	61.3	61.1	57.7	55.5	58.0	58.9	57.9	55.0
Top Speed [km/h]	65.2	64.7	62.3	59.9	56.6	59.1	59.3	58.6	56.5
Avg. Dist. to Rail [m]	3.3	1.3	0.5	0.2	0.9	1.1	0.8	2.2	2.0
Avg. Stride Freq. [Hz]	2.4	2.2	2.2	2.1	2.1	2.1	2.1	2.1	2.1
Avg. Stride Length [m]	6.7	7.8	7.8	7.8	7.8	7.6	7.7	7.8	7.4



[ ] Ranking at each section and finish  
 -:-:- No data available at this section  
 NA No data available

Horse/Jockey Name	It's Ok/Benjamin Osmond
Finish Rank	11
Fastest Section Time (Section)	0:11.68 (1600-1400)
Top Speed [km/h] (Section)	64.7 (1600-1400)
Race State	Finished



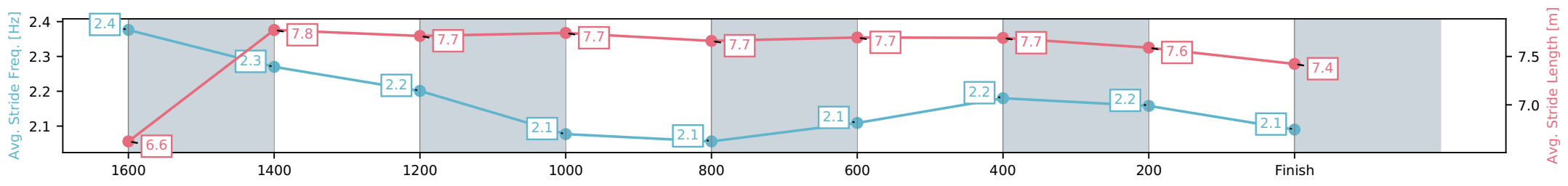
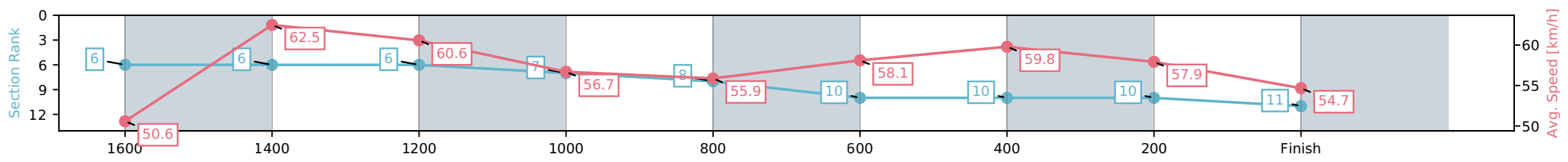
Aquis Park Gold Coast QLD  
Race 1: TAB We're On Maiden Handicap - 1800m



06 June 2026 - 12:35PM

Track Rating: Good 4, Weather: Fine, Rail Position: +6m 900m-W/Post, +3m Remainder

Section	L1800	L1600	L1400	L1200	L1000	L800	L600	L400	L200
Section Times	1:52.98 (0:14.02)	1:38.96 [6] (0:11.68)	1:27.29 [6] (0:11.88)	1:15.40 [6] (0:12.72)	1:02.68 [7] (0:12.92)	0:49.76 [8] (0:12.39)	0:37.37 [10] (0:12.04)	0:25.32 [10] (0:12.46)	0:12.87 [10] (0:12.87)
Average Speed [km/h]	50.6	62.5	60.6	56.7	55.9	58.1	59.8	57.9	54.7
Top Speed [km/h]	64.5	64.7	62.9	59.4	56.7	59.2	60.6	59.2	56.8
Avg. Dist. to Rail [m]	4.3	2.2	0.8	0.9	0.8	0.6	0.4	3.5	5.5
Avg. Stride Freq. [Hz]	2.4	2.3	2.2	2.1	2.1	2.1	2.2	2.2	2.1
Avg. Stride Length [m]	6.6	7.8	7.7	7.7	7.7	7.7	7.7	7.6	7.4



[ ] Ranking at each section and finish  
 -:-:- No data available at this section  
 NA No data available

Horse/Jockey Name	I Am Etoile/Karl Zechner
Finish Rank	12
Fastest Section Time (Section)	0:11.82 (1400-1200)
Top Speed [km/h] (Section)	63.3 (1600-1400)
Race State	Finished

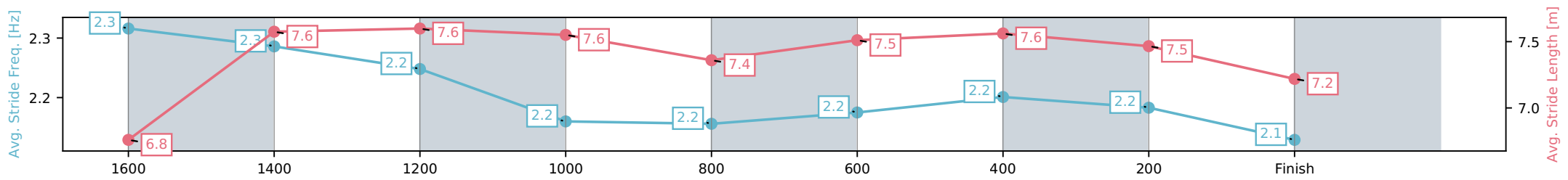
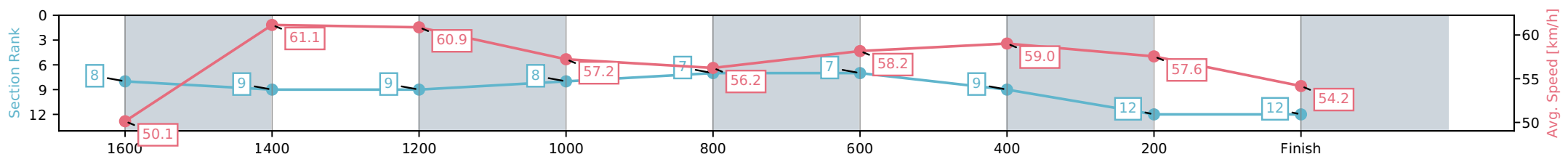


Aquis Park Gold Coast QLD  
Race 1: TAB We're On Maiden Handicap - 1800m



06 June 2026 - 12:35PM  
Track Rating: Good 4, Weather: Fine, Rail Position: +6m 900m-W/Post, +3m Remainder

Section	L1800	L1600	L1400	L1200	L1000	L800	L600	L400	L200
Section Times	1:53.40 (0:14.16)	1:39.24 [8] (0:11.82)	1:27.41 [9] (0:11.82)	1:15.59 [9] (0:12.58)	1:03.01 [8] (0:12.79)	0:50.22 [7] (0:12.33)	0:37.88 [7] (0:12.13)	0:25.75 [9] (0:12.54)	0:13.21 [12] (0:13.21)
Average Speed [km/h]	50.1	61.1	60.9	57.2	56.2	58.2	59.0	57.6	54.2
Top Speed [km/h]	63.0	63.3	62.9	61.2	57.4	59.5	59.5	59.1	56.0
Avg. Dist. to Rail [m]	2.3	1.0	0.2	0.2	0.7	0.7	0.8	1.4	2.1
Avg. Stride Freq. [Hz]	2.3	2.3	2.2	2.2	2.2	2.2	2.2	2.2	2.1
Avg. Stride Length [m]	6.8	7.6	7.6	7.6	7.4	7.5	7.6	7.5	7.2



[ ] Ranking at each section and finish  
 -:-:- No data available at this section  
 NA No data available



# Aquis Park Gold Coast QLD - Race 2: Gold Coast Bulletin Class 1 Handicap - 1800m 06 June 2026 - 1:09PM



Track Rating: Good 4, Weather: Fine, Rail Position: +6m 900m-W/Post, +3m Remainder

Field Times (Race Tempo)      1:50.52 (0:14.00)    1:36.52 (0:11.45)    1:25.07 (0:11.97)    1:13.10 (0:12.78)    1:00.32 (0:13.46)    0:46.86 (0:12.22)    0:34.63 (0:11.32)    0:23.31 (0:11.50)

Rank	TAB#	Horse	Overall Time	First 400m	Top Speed km/h (Section)	L1800	L1600	L1400	L1200	L1000	L800	L600	L400
	(BAR#)	Jockey	Margin (DT-W)	Last 600m	Fastest Section (Time)	Start - 1600	1600 - 1400	1400 - 1200	1200 - 1000	1000 - 800	800 - 600	600 - 400	400 - 200
1	2	Notabadjackup	1:50.52	0:25.86	64.1 (1800 - 1600)	1:50.52	1:36.44 [4]	1:24.65 [3]	1:12.53 [3]	0:59.93 [3]	0:46.63 [4]	0:34.42 [5]	0:23.05 [5]
	(5)	Danny Peisley		0:34.42	600-400 (0:11.37)	(0:14.08)	(0:11.78)	(0:12.12)	(0:12.60)	(0:13.30)	(0:12.21)	(0:11.37)	(0:11.50)
2	1	Carnegie Hill	1:50.55	0:25.94	65.2 (600-400)	1:50.55	1:36.51 [3]	1:24.61 [4]	1:12.47 [4]	0:59.93 [4]	0:46.66 [3]	0:34.59 [4]	0:23.31 [2]
	(9)	Taylor Marshall	0.2L (+0)	0:34.58	600-400 (0:11.28)	(0:14.04)	(0:11.90)	(0:12.14)	(0:12.54)	(0:13.26)	(0:12.08)	(0:11.28)	(0:11.46)
3	4	Big Tech	1:50.75	0:26.13	65.0 (600-400)	1:50.75	1:36.45 [5]	1:24.62 [5]	1:12.43 [5]	0:59.94 [6]	0:46.66 [6]	0:34.81 [3]	0:23.49 [3]
	(3)	Georgina Cartwright	1.4L (+2)	0:34.81	600-400 (0:11.32)	(0:14.30)	(0:11.83)	(0:12.19)	(0:12.49)	(0:13.28)	(0:11.85)	(0:11.32)	(0:11.54)
4	12	Pending List	1:50.76	0:26.55	65.4 (600-400)	1:50.76	1:36.06 [7]	1:24.21 [9]	1:11.86 [9]	0:59.38 [9]	0:46.18 [10]	0:33.99 [11]	0:22.88 [11]
	(4)	Benjamin Osmond	1.4L (+6)	0:33.99	600-400 (0:11.11)	(0:14.70)	(0:11.85)	(0:12.34)	(0:12.48)	(0:13.20)	(0:12.18)	(0:11.11)	(0:11.47)
5	5	Our Brave Lini	1:50.81	0:26.43	64.7 (400-200)	1:50.81	1:36.06 [9]	1:24.38 [8]	1:12.12 [8]	0:59.66 [8]	0:46.40 [8]	0:34.46 [8]	0:23.17 [8]
	(7)	Brandon Lerena	1.8L (+2)	0:34.47	600-400 (0:11.30)	(0:14.75)	(0:11.68)	(0:12.27)	(0:12.46)	(0:13.25)	(0:11.94)	(0:11.30)	(0:11.40)
6	8	Jotopeli	1:50.92	0:25.45	64.8 (1600-1400)	1:50.92	1:36.92 [1]	1:25.47 [1]	1:13.50 [1]	1:00.72 [1]	0:47.23 [2]	0:35.04 [1]	0:23.71 [1]
	(2)	Adin Thompson	2.4L (+3)	0:35.03	600-400 (0:11.32)	(0:14.00)	(0:11.45)	(0:11.97)	(0:12.78)	(0:13.49)	(0:12.19)	(0:11.32)	(0:11.62)
7	3	Bow Tie Affair	1:50.95	0:26.42	65.7 (600-400)	1:50.95	1:36.25 [8]	1:24.53 [7]	1:12.35 [7]	0:59.87 [7]	0:46.59 [7]	0:34.48 [9]	0:23.31 [7]
	(8)	Fred Larson	2.6L (+0)	0:34.48	600-400 (0:11.17)	(0:14.70)	(0:11.72)	(0:12.18)	(0:12.48)	(0:13.28)	(0:12.11)	(0:11.17)	(0:11.52)
8	10	Classic Shiraz	1:51.14	0:26.85	64.9 (600-400)	1:51.14	1:36.18 [10]	1:24.29 [10]	1:12.18 [10]	0:59.74 [10]	0:46.53 [11]	0:34.60 [10]	0:23.36 [10]
	(10)	Dylan Turner	3.7L (-1)	0:34.61	600-400 (0:11.25)	(0:14.96)	(0:11.89)	(0:12.12)	(0:12.43)	(0:13.21)	(0:11.93)	(0:11.25)	(0:11.48)
9	7	Captain Insano	1:51.21	0:26.14	65.1 (600-400)	1:51.21	1:36.87 [6]	1:25.07 [6]	1:12.89 [6]	1:00.42 [5]	0:47.14 [5]	0:35.06 [6]	0:23.72 [6]
	(1)	Scott Sheargold	4.1L (-1)	0:35.06	600-400 (0:11.34)	(0:14.34)	(0:11.80)	(0:12.18)	(0:12.47)	(0:13.27)	(0:12.08)	(0:11.34)	(0:11.61)
10	6	Wedding Vow	1:51.54	0:25.71	65.7 (1600-1400)	1:51.54	1:37.50 [2]	1:25.84 [2]	1:13.75 [2]	1:01.18 [2]	0:47.88 [1]	0:35.64 [2]	0:24.20 [4]
	(6)	Micheal Hellyer	6.0L (+0)	0:35.64	600-400 (0:11.45)	(0:14.04)	(0:11.67)	(0:12.08)	(0:12.58)	(0:13.30)	(0:12.24)	(0:11.45)	(0:11.95)

Scratched: Sistine Chapel (#13)

Report Created: Sat 06 June 2026

(Note: Races are conducted over an approximate distance as close as possible to the advertised distance, and recorded data may vary accordingly. Official times refer to race times only and do not include handicap times.)

[ ] Position in running at each section and finish    TAB# Saddle cloth number  
 -:-:- No data available at this section    BAR# Barrier/Gate Position  
 NA No data available    DNF Did not finish  
 DNT Did not track    DT-W Distance travelled compared to winner in metres

Fastest split  
 Fastest section



Aquis Park Gold Coast QLD -  
Race 2: Gold Coast Bulletin Class 1 Handicap - 1800m  
06 June 2026 - 1:09PM



Track Rating: Good 4, Weather: Fine, Rail Position: +6m 900m-W/Post, +3m Remainder

Field Times (Race Tempo)      1:50.52 (0:14.00)    1:36.52 (0:11.45)    1:25.07 (0:11.97)    1:13.10 (0:12.78)    1:00.32 (0:13.46)    0:46.86 (0:12.22)    0:34.63 (0:11.32)    0:23.31 (0:11.50)

Rank	TAB#	Horse	Overall Time	First 400m	Top Speed km/h (Section)	L1800	L1600	L1400	L1200	L1000	L800	L600	L400
	(BAR#)	Jockey	Margin (DT-W)	Last 600m	Fastest Section (Time)	Start - 1600	1600 - 1400	1400 - 1200	1200 - 1000	1000 - 800	800 - 600	600 - 400	400 - 200
11	9	Montevecchio	1:51.65	0:27.13	64.5 (600-400)	1:51.65	1:36.42 [11]	1:24.52 [11]	1:12.38 [11]	1:00.05 [11]	0:47.21 [9]	0:35.39 [7]	0:23.97 [9]
	(11)	Dale Smith	6.7L (+2)	0:35.39	600-400 (0:11.42)	(0:15.23)	(0:11.90)	(0:12.14)	(0:12.32)	(0:12.84)	(0:11.82)	(0:11.42)	(0:11.71)
12	11	More You Think	1:53.61	0:27.29	62.3 (600-400)	1:53.61	1:38.36 [12]	1:26.32 [12]	1:14.15 [12]	1:01.90 [12]	0:48.82 [12]	0:36.54 [12]	0:24.90 [12]
	(12)	Noriyuki Masuda	18.2L (+1)	0:36.55	600-400 (0:11.64)	(0:15.26)	(0:12.03)	(0:12.17)	(0:12.25)	(0:13.09)	(0:12.28)	(0:11.64)	(0:12.10)

Scratched: Sistine Chapel (#13)

Report Created: Sat 06 June 2026

(Note: Races are conducted over an approximate distance as close as possible to the advertised distance, and recorded data may vary accordingly. Official times refer to race times only and do not include handicap times.)

[ ] Position in running at each section and finish    TAB# Saddle cloth number  
 -:-:- No data available at this section                    BAR# Barrier/Gate Position  
 NA No data available    DNF Did not finish  
 DNT Did not track     DT-W Distance travelled compared to winner in metres

Fastest split  
 Fastest section



**Aquis Park Gold Coast QLD -**  
**Race 2: Gold Coast Bulletin Class 1 Handicap - 1800m**  
 06 June 2026 - 1:09PM



Track Rating: Good 4, Weather: Fine, Rail Position: +6m 900m-W/Post, +3m Remainder

Field Times                      0:11.81  
 (Race Tempo)                    (0:11.81)

Rank	TAB#	Horse	Overall Time	First 400m	Top Speed km/h (Section)	L200									
	(BAR#)	Jockey	Margin (DT-W)	Last 600m	Fastest Section (Time)	200 - Finish									
1	2	Notabadjackup	1:50.52	0:25.86	64.1 (1800 - 1600)	0:11.55 [4]									
	(5)	Danny Peisley		0:34.42	600-400 (0:11.37)	(0:11.55)									
2	1	Carnegie Hill	1:50.55	0:25.94	65.2 (600-400)	0:11.84 [1]									
	(9)	Taylor Marshall	0.2L (+0)	0:34.58	600-400 (0:11.28)	(0:11.84)									
3	4	Big Tech	1:50.75	0:26.13	65.0 (600-400)	0:11.95 [2]									
	(3)	Georgina Cartwright	1.4L (+2)	0:34.81	600-400 (0:11.32)	(0:11.95)									
4	12	Pending List	1:50.76	0:26.55	65.4 (600-400)	0:11.41 [10]									
	(4)	Benjamin Osmond	1.4L (+6)	0:33.99	600-400 (0:11.11)	(0:11.41)									
5	5	Our Brave Lini	1:50.81	0:26.43	64.7 (400-200)	0:11.77 [5]									
	(7)	Brandon Lerena	1.8L (+2)	0:34.47	600-400 (0:11.30)	(0:11.77)									
6	8	Jotopeli	1:50.92	0:25.45	64.8 (1600-1400)	0:12.09 [3]									
	(2)	Adin Thompson	2.4L (+3)	0:35.03	600-400 (0:11.32)	(0:12.09)									
7	3	Bow Tie Affair	1:50.95	0:26.42	65.7 (600-400)	0:11.79 [7]									
	(8)	Fred Larson	2.6L (+0)	0:34.48	600-400 (0:11.17)	(0:11.79)									
8	10	Classic Shiraz	1:51.14	0:26.85	64.9 (600-400)	0:11.88 [8]									
	(10)	Dylan Turner	3.7L (-1)	0:34.61	600-400 (0:11.25)	(0:11.88)									
9	7	Captain Insano	1:51.21	0:26.14	65.1 (600-400)	0:12.11 [6]									
	(1)	Scott Sheargold	4.1L (-1)	0:35.06	600-400 (0:11.34)	(0:12.11)									
10	6	Wedding Vow	1:51.54	0:25.71	65.7 (1600-1400)	0:12.24 [9]									
	(6)	Micheal Hellyer	6.0L (+0)	0:35.64	600-400 (0:11.45)	(0:12.24)									

Scratched: Sistine Chapel (#13)

Report Created: Sat 06 June 2026

(Note: Races are conducted over an approximate distance as close as possible to the advertised distance, and recorded data may vary accordingly. Official times refer to race times only and do not include handicap times.)

[ ] Position in running at each section and finish    TAB# Saddle cloth number  
 -:-:- No data available at this section                    BAR# Barrier/Gate Position  
 NA No data available    DNF Did not finish  
 DNT Did not track     DT-W Distance travelled compared to winner in metres

Fastest split  
 Fastest section



Aquis Park Gold Coast QLD -  
 Race 2: Gold Coast Bulletin Class 1 Handicap - 1800m  
 06 June 2026 - 1:09PM



Track Rating: Good 4, Weather: Fine, Rail Position: +6m 900m-W/Post, +3m Remainder

Field Times                      0:11.81  
 (Race Tempo)                    (0:11.81)

Rank	TAB#	Horse	Overall Time	First 400m	Top Speed km/h (Section)	L200							
	(BAR#)	Jockey	Margin (DT-W)	Last 600m	Fastest Section (Time)	200 - Finish							
11	9	Montevecchio	1:51.65	0:27.13	64.5 (600-400)	0:12.26 [11]							
	(11)	Dale Smith	6.7L (+2)	0:35.39	600-400 (0:11.42)	(0:12.26)							
12	11	More You Think	1:53.61	0:27.29	62.3 (600-400)	0:12.81 [12]							
	(12)	Noriyuki Masuda	18.2L (+1)	0:36.55	600-400 (0:11.64)	(0:12.81)							

Scratched: Sistine Chapel (#13)

Report Created: Sat 06 June 2026  
 (Note: Races are conducted over an approximate distance as close as possible to the advertised distance, and recorded data may vary accordingly. Official times refer to race times only and do not include handicap times.)

[ ] Position in running at each section and finish    TAB# Saddle cloth number  
 -:-:- No data available at this section                    BAR# Barrier/Gate Position  
 NA No data available    DNF Did not finish  
 DNT Did not track     DT-W Distance travelled compared to winner in metres

Fastest split  
 Fastest section

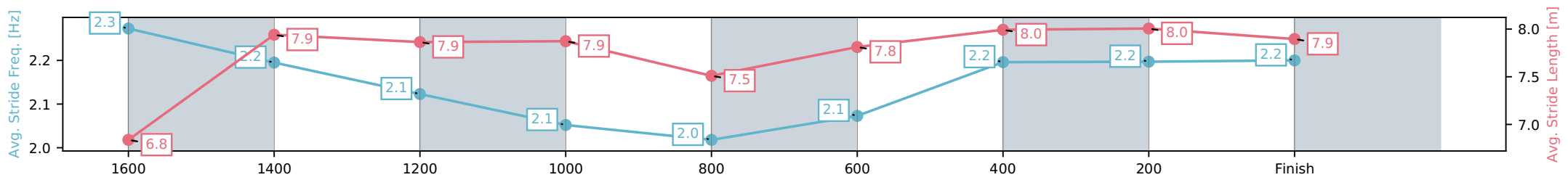
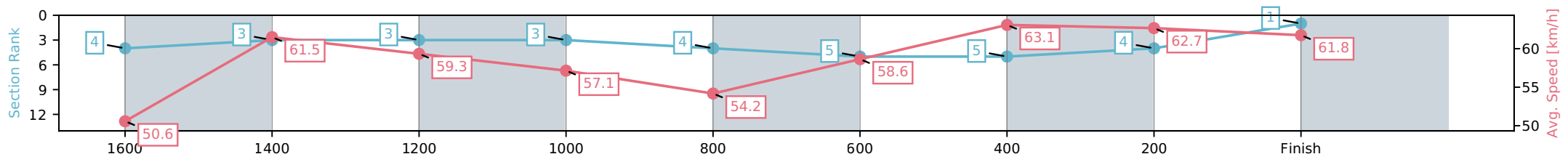
Horse/Jockey Name	Notabadjackup/Danny Peisley
Finish Rank	1
Fastest Section Time (Section)	0:11.37 (600-400)
Top Speed [km/h] (Section)	64.1 (1800 - 1600)
Race State	Finished



Aquis Park Gold Coast QLD  
 Race 2: Gold Coast Bulletin Class 1 Handicap - 1800m  
 06 June 2026 - 1:09PM  
 Track Rating: Good 4, Weather: Fine, Rail Position: +6m 900m-W/Post, +3m Remainder



Section	L1800	L1600	L1400	L1200	L1000	L800	L600	L400	L200
Section Times	1:50.52 (0:14.08)	1:36.44 [4] (0:11.78)	1:24.65 [3] (0:12.12)	1:12.53 [3] (0:12.60)	0:59.93 [3] (0:13.30)	0:46.63 [4] (0:12.21)	0:34.42 [5] (0:11.37)	0:23.05 [5] (0:11.50)	0:11.55 [4] (0:11.55)
Average Speed [km/h]	50.6	61.5	59.3	57.1	54.2	58.6	63.1	62.7	61.8
Top Speed [km/h]	64.1	64.0	60.2	59.4	55.2	61.5	63.8	63.3	62.5
Avg. Dist. to Rail [m]	4.1	1.3	0.3	0.6	0.6	1.0	0.9	2.0	3.0
Avg. Stride Freq. [Hz]	2.3	2.2	2.1	2.1	2.0	2.1	2.2	2.2	2.2
Avg. Stride Length [m]	6.8	7.9	7.9	7.9	7.9	7.5	7.8	8.0	7.9



[ ] Ranking at each section and finish  
 -.-.- No data available at this section  
 NA No data available

Horse/Jockey Name	Carnegie Hill/Taylor Marshall
Finish Rank	2
Fastest Section Time (Section)	0:11.28 (600-400)
Top Speed [km/h] (Section)	65.2 (600-400)
Race State	Finished



Aquis Park Gold Coast QLD

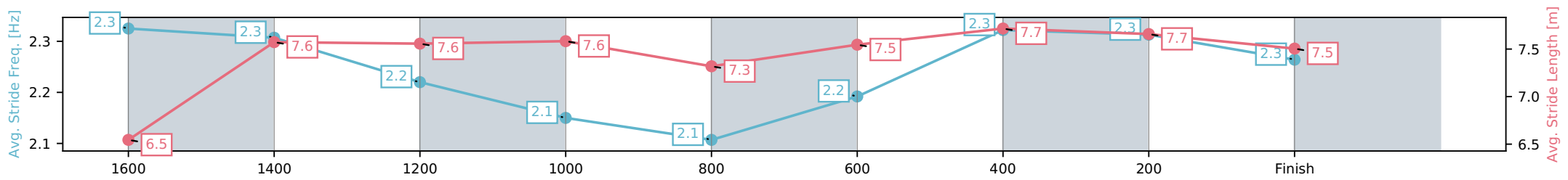
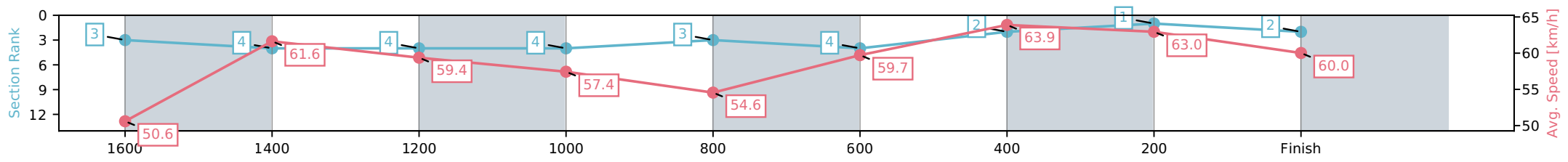
Race 2: Gold Coast Bulletin Class 1 Handicap - 1800m

06 June 2026 - 1:09PM

Track Rating: Good 4, Weather: Fine, Rail Position: +6m 900m-W/Post, +3m Remainder



Section	L1800	L1600	L1400	L1200	L1000	L800	L600	L400	L200
Section Times	1:50.55 (0:14.04)	1:36.51 [3] (0:11.90)	1:24.61 [4] (0:12.14)	1:12.47 [4] (0:12.54)	0:59.93 [4] (0:13.26)	0:46.66 [3] (0:12.08)	0:34.59 [4] (0:11.28)	0:23.31 [2] (0:11.46)	0:11.84 [1] (0:11.84)
Average Speed [km/h]	50.6	61.6	59.4	57.4	54.6	59.7	63.9	63.0	60.0
Top Speed [km/h]	65.0	64.7	60.9	58.9	55.9	62.5	65.2	63.8	61.7
Avg. Dist. to Rail [m]	8.0	3.1	1.1	1.7	1.1	0.5	0.5	2.9	4.0
Avg. Stride Freq. [Hz]	2.3	2.3	2.2	2.1	2.1	2.2	2.3	2.3	2.3
Avg. Stride Length [m]	6.5	7.6	7.6	7.6	7.6	7.3	7.5	7.7	7.5



[ ] Ranking at each section and finish  
 -:-:- No data available at this section  
 NA No data available

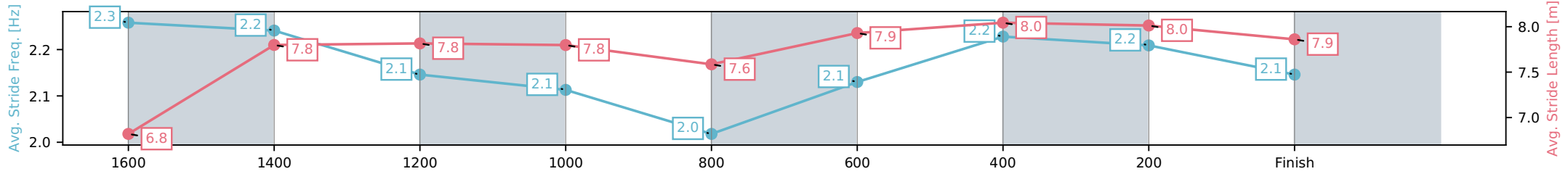
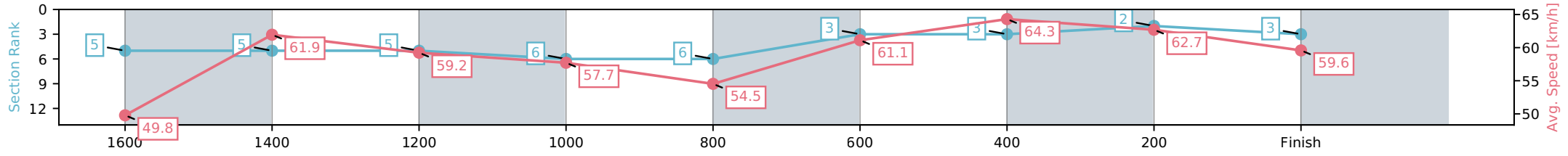
Horse/Jockey Name	Big Tech/Georgina Cartwright
Finish Rank	3
Fastest Section Time (Section)	0:11.32 (600-400)
Top Speed [km/h] (Section)	65.0 (600-400)
Race State	Finished



Aquis Park Gold Coast QLD  
 Race 2: Gold Coast Bulletin Class 1 Handicap - 1800m  
 06 June 2026 - 1:09PM  
 Track Rating: Good 4, Weather: Fine, Rail Position: +6m 900m-W/Post, +3m Remainder



Section	L1800	L1600	L1400	L1200	L1000	L800	L600	L400	L200
Section Times	1:50.75 (0:14.30)	1:36.45 [5] (0:11.83)	1:24.62 [5] (0:12.19)	1:12.43 [5] (0:12.49)	0:59.94 [6] (0:13.28)	0:46.66 [6] (0:11.85)	0:34.81 [3] (0:11.32)	0:23.49 [3] (0:11.54)	0:11.95 [2] (0:11.95)
Average Speed [km/h]	49.8	61.9	59.2	57.7	54.5	61.1	64.3	62.7	59.6
Top Speed [km/h]	62.8	62.9	60.8	59.2	56.3	62.9	65.0	63.9	61.4
Avg. Dist. to Rail [m]	3.8	3.1	1.7	1.6	1.1	1.6	2.1	4.5	4.9
Avg. Stride Freq. [Hz]	2.3	2.2	2.1	2.1	2.0	2.1	2.2	2.2	2.1
Avg. Stride Length [m]	6.8	7.8	7.8	7.8	7.6	7.9	8.0	8.0	7.9



[ ] Ranking at each section and finish  
 -.-.- No data available at this section  
 NA No data available

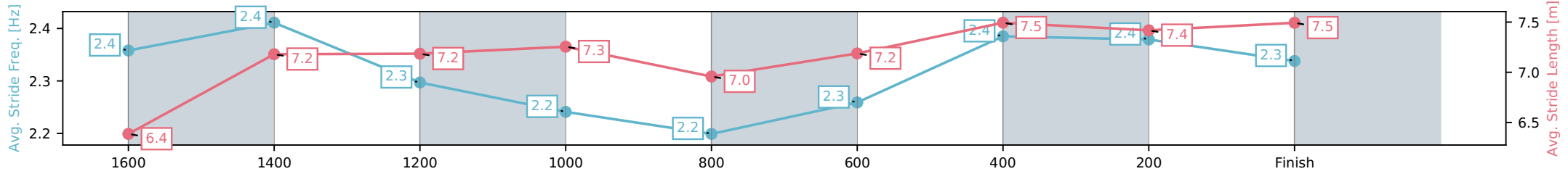
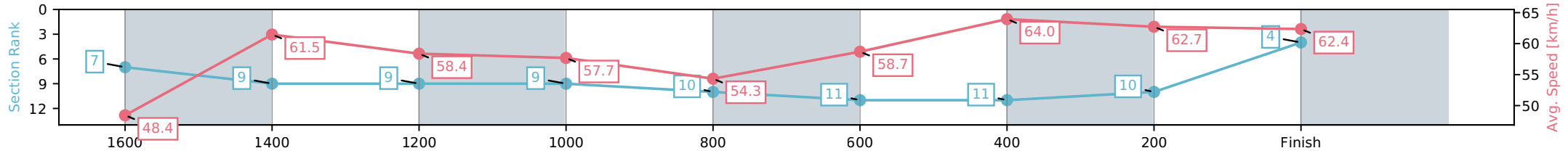
Horse/Jockey Name	Pending List/Benjamin Osmond
Finish Rank	4
Fastest Section Time (Section)	0:11.11 (600-400)
Top Speed [km/h] (Section)	65.4 (600-400)
Race State	Finished



Aquis Park Gold Coast QLD  
 Race 2: Gold Coast Bulletin Class 1 Handicap - 1800m  
 06 June 2026 - 1:09PM  
 Track Rating: Good 4, Weather: Fine, Rail Position: +6m 900m-W/Post, +3m Remainder



Section	L1800	L1600	L1400	L1200	L1000	L800	L600	L400	L200
Section Times	1:50.76 (0:14.70)	1:36.06 [7] (0:11.85)	1:24.21 [9] (0:12.34)	1:11.86 [9] (0:12.48)	0:59.38 [9] (0:13.20)	0:46.18 [10] (0:12.18)	0:33.99 [11] (0:11.11)	0:22.88 [11] (0:11.47)	0:11.41 [10] (0:11.41)
Average Speed [km/h]	48.4	61.5	58.4	57.7	54.3	58.7	64.0	62.7	62.4
Top Speed [km/h]	61.8	63.2	59.6	59.5	56.0	62.1	65.4	63.6	62.9
Avg. Dist. to Rail [m]	4.0	2.0	0.4	0.2	1.0	1.6	2.3	0.5	1.8
Avg. Stride Freq. [Hz]	2.4	2.4	2.3	2.2	2.2	2.3	2.4	2.4	2.3
Avg. Stride Length [m]	6.4	7.2	7.2	7.3	7.0	7.2	7.5	7.4	7.5



[ ] Ranking at each section and finish  
 -.-.- No data available at this section  
 NA No data available

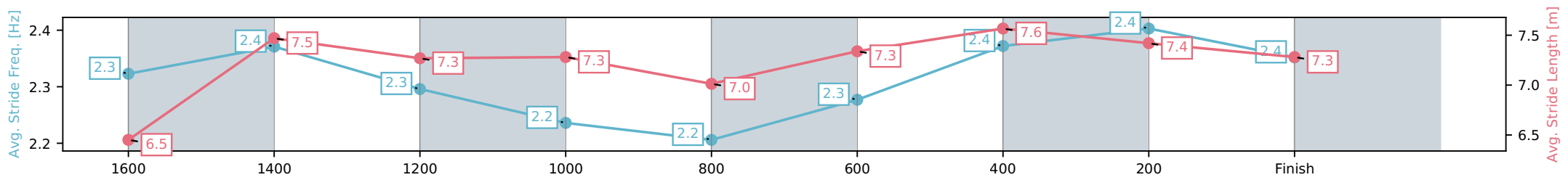
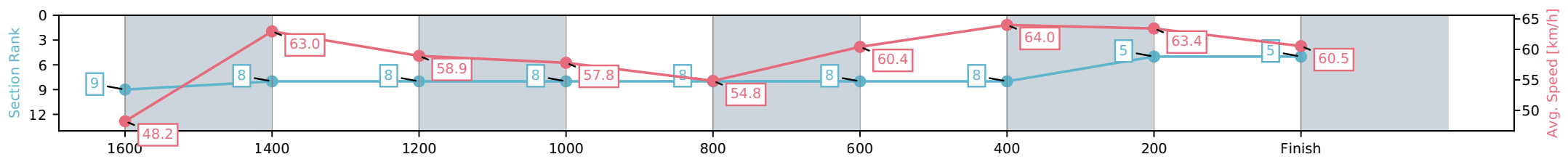
Horse/Jockey Name	Our Brave Lini/Brandon Lerena
Finish Rank	5
Fastest Section Time (Section)	0:11.30 (600-400)
Top Speed [km/h] (Section)	64.7 (400-200)
Race State	Finished



Aquis Park Gold Coast QLD  
 Race 2: Gold Coast Bulletin Class 1 Handicap - 1800m  
 06 June 2026 - 1:09PM  
 Track Rating: Good 4, Weather: Fine, Rail Position: +6m 900m-W/Post, +3m Remainder



Section	L1800	L1600	L1400	L1200	L1000	L800	L600	L400	L200
Section Times	1:50.81 (0:14.75)	1:36.06 [9] (0:11.68)	1:24.38 [8] (0:12.27)	1:12.12 [8] (0:12.46)	0:59.66 [8] (0:13.25)	0:46.40 [8] (0:11.94)	0:34.46 [8] (0:11.30)	0:23.17 [8] (0:11.40)	0:11.77 [5] (0:11.77)
Average Speed [km/h]	48.2	63.0	58.9	57.8	54.8	60.4	64.0	63.4	60.5
Top Speed [km/h]	62.5	63.8	60.5	59.7	57.0	63.3	64.5	64.7	62.8
Avg. Dist. to Rail [m]	6.0	3.5	2.7	2.4	1.7	0.7	0.8	4.9	5.9
Avg. Stride Freq. [Hz]	2.3	2.4	2.3	2.2	2.2	2.3	2.4	2.4	2.4
Avg. Stride Length [m]	6.5	7.5	7.3	7.3	7.0	7.3	7.6	7.4	7.3



Report Created: Sat 06 June 2026 (Note: Timing is based on positional data)

[ ] Ranking at each section and finish  
 -.-.- No data available at this section  
 NA No data available

Horse/Jockey Name	Jotopeli/Adin Thompson
Finish Rank	6
Fastest Section Time (Section)	0:11.32 (600-400)
Top Speed [km/h] (Section)	64.8 (1600-1400)
Race State	Finished



Aquis Park Gold Coast QLD

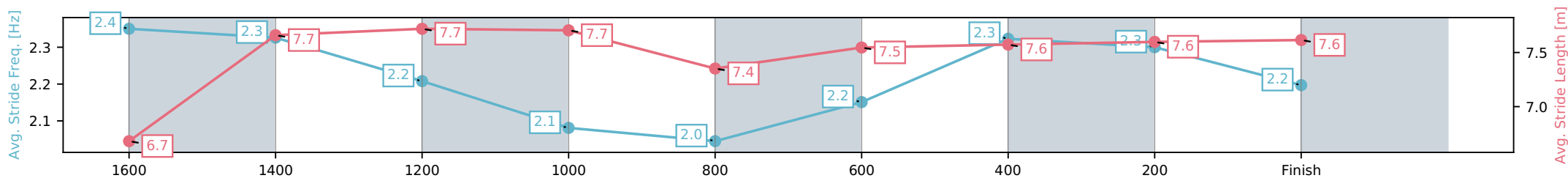
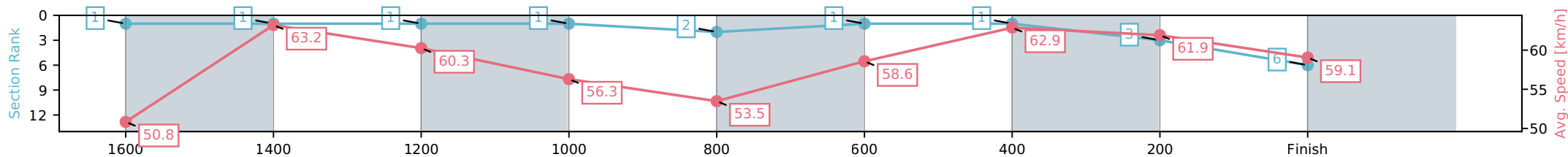
Race 2: Gold Coast Bulletin Class 1 Handicap - 1800m

06 June 2026 - 1:09PM

Track Rating: Good 4, Weather: Fine, Rail Position: +6m 900m-W/Post, +3m Remainder



Section	L1800	L1600	L1400	L1200	L1000	L800	L600	L400	L200
Section Times	1:50.92 (0:14.00)	1:36.92 [1] (0:11.45)	1:25.47 [1] (0:11.97)	1:13.50 [1] (0:12.78)	1:00.72 [1] (0:13.49)	0:47.23 [2] (0:12.19)	0:35.04 [1] (0:11.32)	0:23.71 [1] (0:11.62)	0:12.09 [3] (0:12.09)
Average Speed [km/h]	50.8	63.2	60.3	56.3	53.5	58.6	62.9	61.9	59.1
Top Speed [km/h]	64.5	64.8	61.6	59.0	54.9	61.1	63.9	63.0	60.6
Avg. Dist. to Rail [m]	2.6	1.1	0.8	1.6	0.7	1.9	2.1	0.5	1.2
Avg. Stride Freq. [Hz]	2.4	2.3	2.2	2.1	2.0	2.2	2.3	2.3	2.2
Avg. Stride Length [m]	6.7	7.7	7.7	7.7	7.4	7.5	7.6	7.6	7.6



- [ ] Ranking at each section and finish
- :-:- No data available at this section
- NA No data available

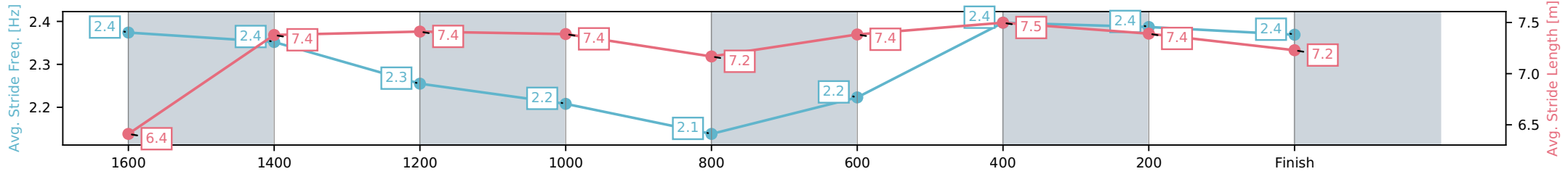
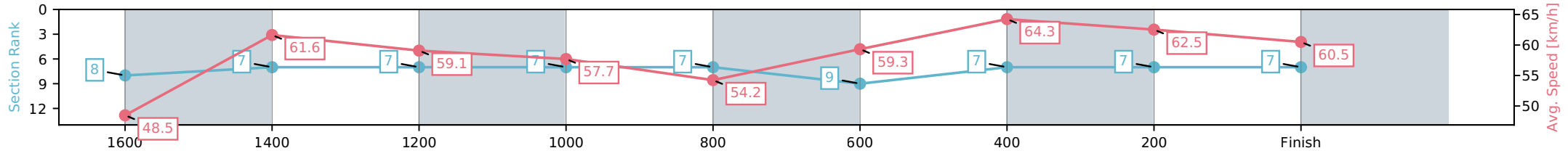
Horse/Jockey Name	Bow Tie Affair/Fred Larson
Finish Rank	7
Fastest Section Time (Section)	0:11.17 (600-400)
Top Speed [km/h] (Section)	65.7 (600-400)
Race State	Finished



Aquis Park Gold Coast QLD  
 Race 2: Gold Coast Bulletin Class 1 Handicap - 1800m  
 06 June 2026 - 1:09PM  
 Track Rating: Good 4, Weather: Fine, Rail Position: +6m 900m-W/Post, +3m Remainder



Section	L1800	L1600	L1400	L1200	L1000	L800	L600	L400	L200
Section Times	1:50.95 (0:14.70)	1:36.25 [8] (0:11.72)	1:24.53 [7] (0:12.18)	1:12.35 [7] (0:12.48)	0:59.87 [7] (0:13.28)	0:46.59 [7] (0:12.11)	0:34.48 [9] (0:11.17)	0:23.31 [7] (0:11.52)	0:11.79 [7] (0:11.79)
Average Speed [km/h]	48.5	61.6	59.1	57.7	54.2	59.3	64.3	62.5	60.5
Top Speed [km/h]	63.5	62.7	61.3	59.7	55.7	63.0	65.7	63.6	62.1
Avg. Dist. to Rail [m]	5.2	0.9	0.7	1.3	0.7	0.7	0.6	0.6	0.5
Avg. Stride Freq. [Hz]	2.4	2.4	2.3	2.2	2.1	2.2	2.4	2.4	2.4
Avg. Stride Length [m]	6.4	7.4	7.4	7.4	7.4	7.2	7.4	7.5	7.2



[ ] Ranking at each section and finish  
 -:-:- No data available at this section  
 NA No data available

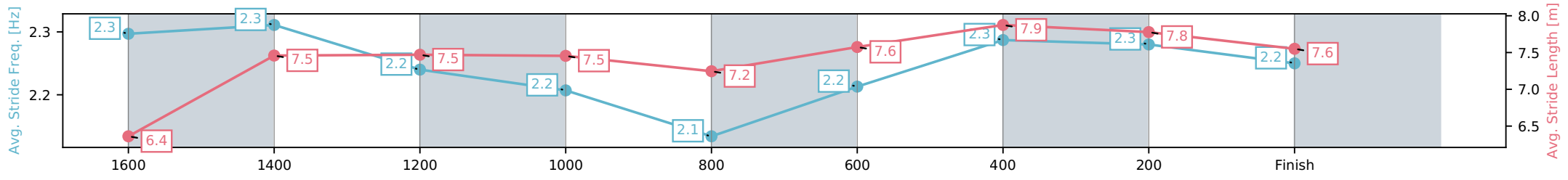
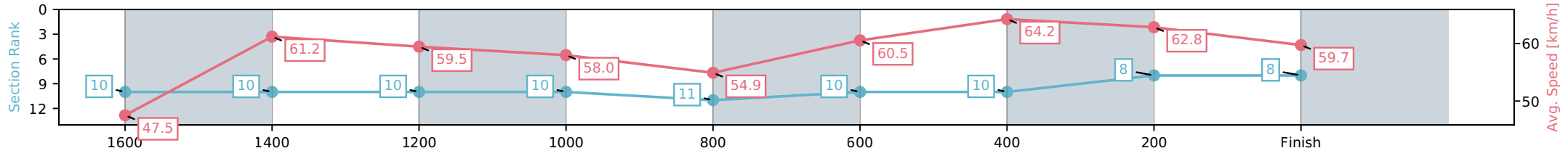
Horse/Jockey Name	Classic Shiraz/Dylan Turner
Finish Rank	8
Fastest Section Time (Section)	0:11.25 (600-400)
Top Speed [km/h] (Section)	64.9 (600-400)
Race State	Finished



Aquis Park Gold Coast QLD  
 Race 2: Gold Coast Bulletin Class 1 Handicap - 1800m  
 06 June 2026 - 1:09PM  
 Track Rating: Good 4, Weather: Fine, Rail Position: +6m 900m-W/Post, +3m Remainder



Section	L1800	L1600	L1400	L1200	L1000	L800	L600	L400	L200
Section Times	1:51.14 (0:14.96)	1:36.18 [10] (0:11.89)	1:24.29 [10] (0:12.12)	1:12.18 [10] (0:12.43)	0:59.74 [10] (0:13.21)	0:46.53 [11] (0:11.93)	0:34.60 [10] (0:11.25)	0:23.36 [10] (0:11.48)	0:11.88 [8] (0:11.88)
Average Speed [km/h]	47.5	61.2	59.5	58.0	54.9	60.5	64.2	62.8	59.7
Top Speed [km/h]	60.7	62.4	60.4	60.2	56.7	63.4	64.9	63.7	62.1
Avg. Dist. to Rail [m]	7.1	1.7	1.4	1.8	1.4	0.7	0.7	3.3	5.3
Avg. Stride Freq. [Hz]	2.3	2.3	2.2	2.2	2.1	2.2	2.3	2.3	2.2
Avg. Stride Length [m]	6.4	7.5	7.5	7.5	7.2	7.6	7.9	7.8	7.6



[ ] Ranking at each section and finish  
 -:-:- No data available at this section  
 NA No data available

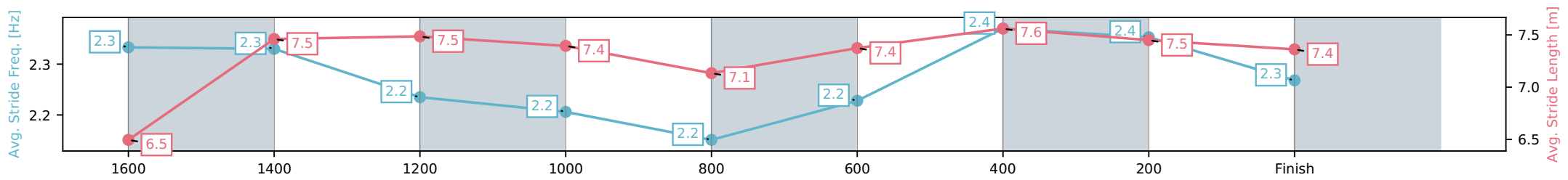
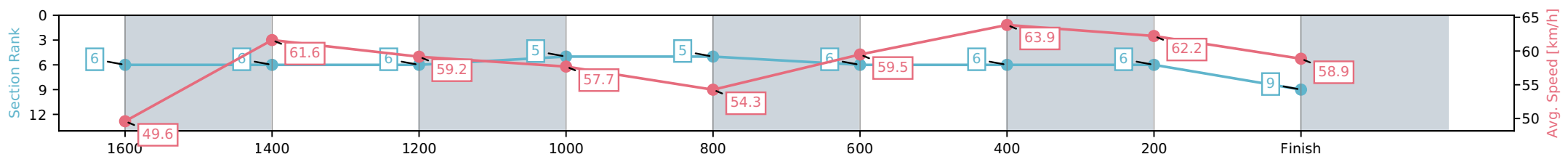
Horse/Jockey Name	Captain Insano/Scott Sheargold
Finish Rank	9
Fastest Section Time (Section)	0:11.34 (600-400)
Top Speed [km/h] (Section)	65.1 (600-400)
Race State	Finished



Aquis Park Gold Coast QLD  
 Race 2: Gold Coast Bulletin Class 1 Handicap - 1800m  
 06 June 2026 - 1:09PM  
 Track Rating: Good 4, Weather: Fine, Rail Position: +6m 900m-W/Post, +3m Remainder



Section	L1800	L1600	L1400	L1200	L1000	L800	L600	L400	L200
Section Times	1:51.21 (0:14.34)	1:36.87 [6] (0:11.80)	1:25.07 [6] (0:12.18)	1:12.89 [6] (0:12.47)	1:00.42 [5] (0:13.27)	0:47.14 [5] (0:12.08)	0:35.06 [6] (0:11.34)	0:23.72 [6] (0:11.61)	0:12.11 [6] (0:12.11)
Average Speed [km/h]	49.6	61.6	59.2	57.7	54.3	59.5	63.9	62.2	58.9
Top Speed [km/h]	62.0	62.2	60.4	59.6	56.0	63.8	65.1	63.4	61.1
Avg. Dist. to Rail [m]	1.5	1.6	0.6	0.7	0.6	0.6	1.2	3.4	4.0
Avg. Stride Freq. [Hz]	2.3	2.3	2.2	2.2	2.2	2.2	2.4	2.4	2.3
Avg. Stride Length [m]	6.5	7.5	7.5	7.4	7.1	7.4	7.6	7.5	7.4



[ ] Ranking at each section and finish  
 -:-:- No data available at this section  
 NA No data available

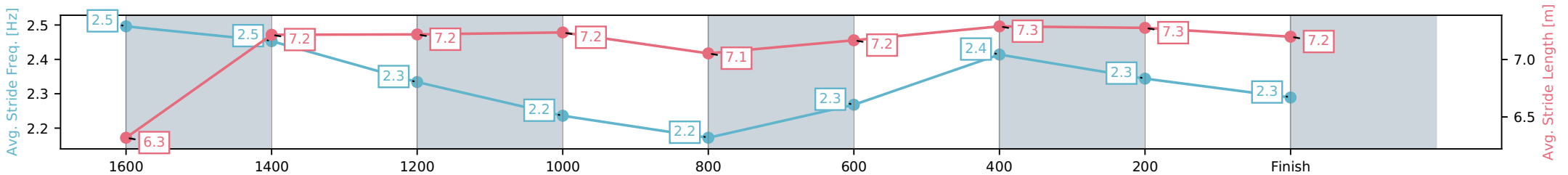
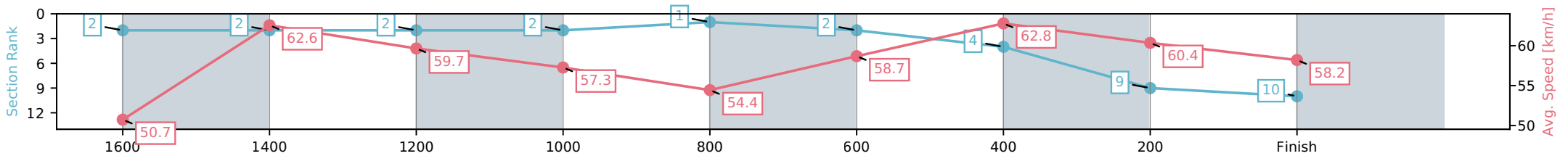
Horse/Jockey Name	Wedding Vow/Micheal Hellyer
Finish Rank	10
Fastest Section Time (Section)	0:11.45 (600-400)
Top Speed [km/h] (Section)	65.7 (1600-1400)
Race State	Finished



Aquis Park Gold Coast QLD  
 Race 2: Gold Coast Bulletin Class 1 Handicap - 1800m  
 06 June 2026 - 1:09PM  
 Track Rating: Good 4, Weather: Fine, Rail Position: +6m 900m-W/Post, +3m Remainder



Section	L1800	L1600	L1400	L1200	L1000	L800	L600	L400	L200
Section Times	1:51.54 (0:14.04)	1:37.50 [2] (0:11.67)	1:25.84 [2] (0:12.08)	1:13.75 [2] (0:12.58)	1:01.18 [2] (0:13.30)	0:47.88 [1] (0:12.24)	0:35.64 [2] (0:11.45)	0:24.20 [4] (0:11.95)	0:12.24 [9] (0:12.24)
Average Speed [km/h]	50.7	62.6	59.7	57.3	54.4	58.7	62.8	60.4	58.2
Top Speed [km/h]	65.4	65.7	60.9	58.8	55.3	61.5	63.2	61.8	59.4
Avg. Dist. to Rail [m]	5.1	2.3	1.2	1.6	1.0	0.5	0.5	2.5	3.0
Avg. Stride Freq. [Hz]	2.5	2.5	2.3	2.2	2.2	2.3	2.4	2.3	2.3
Avg. Stride Length [m]	6.3	7.2	7.2	7.2	7.1	7.2	7.3	7.3	7.2



[ ] Ranking at each section and finish  
 -:-:- No data available at this section  
 NA No data available

Horse/Jockey Name	Montevecchio/Dale Smith
Finish Rank	11
Fastest Section Time (Section)	0:11.42 (600-400)
Top Speed [km/h] (Section)	64.5 (600-400)
Race State	Finished



Aquis Park Gold Coast QLD

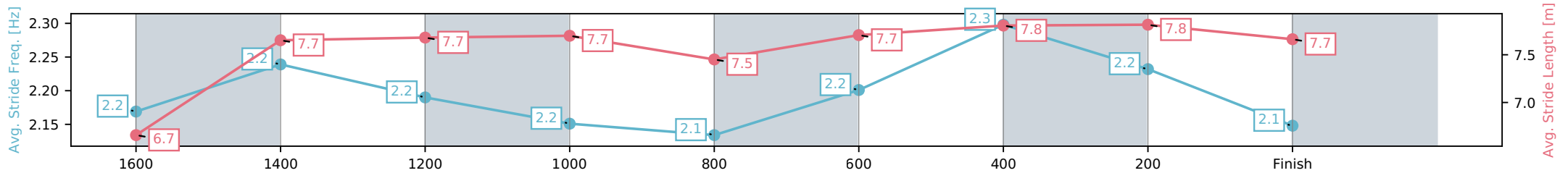
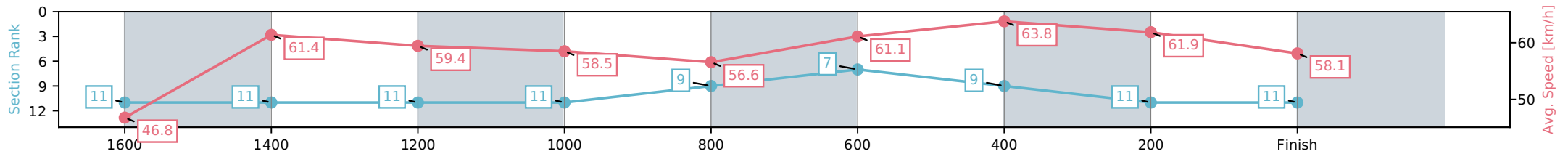
Race 2: Gold Coast Bulletin Class 1 Handicap - 1800m

06 June 2026 - 1:09PM

Track Rating: Good 4, Weather: Fine, Rail Position: +6m 900m-W/Post, +3m Remainder



Section	L1800	L1600	L1400	L1200	L1000	L800	L600	L400	L200
Section Times	1:51.65 (0:15.23)	1:36.42 [11] (0:11.90)	1:24.52 [11] (0:12.14)	1:12.38 [11] (0:12.32)	1:00.05 [11] (0:12.84)	0:47.21 [9] (0:11.82)	0:35.39 [7] (0:11.42)	0:23.97 [9] (0:11.71)	0:12.26 [11] (0:12.26)
Average Speed [km/h]	46.8	61.4	59.4	58.5	56.6	61.1	63.8	61.9	58.1
Top Speed [km/h]	59.5	62.7	61.3	60.3	57.1	63.4	64.5	62.7	60.3
Avg. Dist. to Rail [m]	7.7	2.4	1.8	1.9	1.8	0.9	2.2	5.5	5.2
Avg. Stride Freq. [Hz]	2.2	2.2	2.2	2.2	2.1	2.2	2.3	2.2	2.1
Avg. Stride Length [m]	6.7	7.7	7.7	7.7	7.5	7.7	7.8	7.8	7.7



[ ] Ranking at each section and finish  
 -:-:- No data available at this section  
 NA No data available

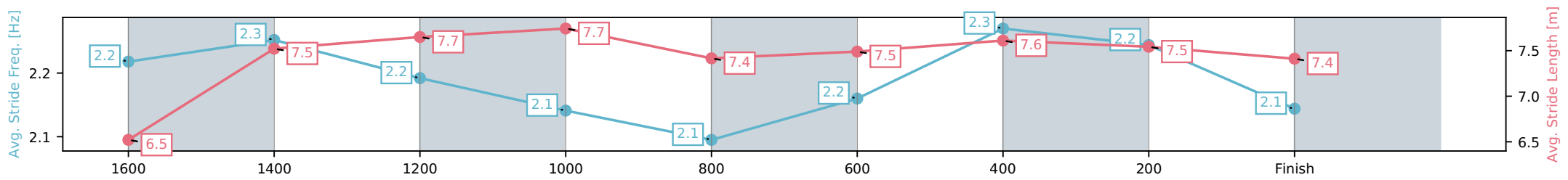
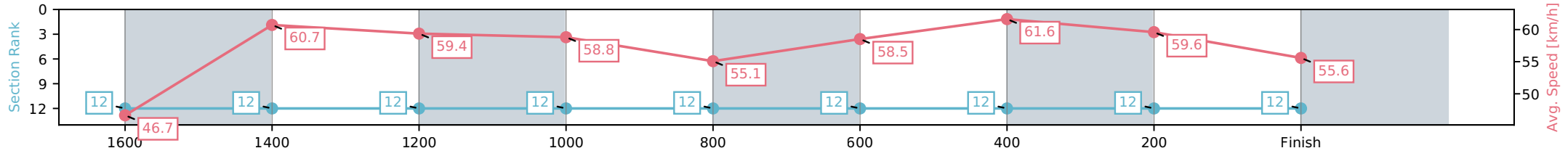
Horse/Jockey Name	More You Think/Noriyuki Masuda
Finish Rank	12
Fastest Section Time (Section)	0:11.64 (600-400)
Top Speed [km/h] (Section)	62.3 (600-400)
Race State	Finished



Aquis Park Gold Coast QLD  
 Race 2: Gold Coast Bulletin Class 1 Handicap - 1800m  
 06 June 2026 - 1:09PM  
 Track Rating: Good 4, Weather: Fine, Rail Position: +6m 900m-W/Post, +3m Remainder



Section	L1800	L1600	L1400	L1200	L1000	L800	L600	L400	L200
Section Times	1:53.61 (0:15.26)	1:38.36 [12] (0:12.03)	1:26.32 [12] (0:12.17)	1:14.15 [12] (0:12.25)	1:01.90 [12] (0:13.09)	0:48.82 [12] (0:12.28)	0:36.54 [12] (0:11.64)	0:24.90 [12] (0:12.10)	0:12.81 [12] (0:12.81)
Average Speed [km/h]	46.7	60.7	59.4	58.8	55.1	58.5	61.6	59.6	55.6
Top Speed [km/h]	58.4	62.0	61.3	59.7	57.7	61.0	62.3	60.3	58.4
Avg. Dist. to Rail [m]	9.1	2.6	1.1	0.5	0.7	0.6	0.9	1.1	1.4
Avg. Stride Freq. [Hz]	2.2	2.3	2.2	2.1	2.1	2.2	2.3	2.2	2.1
Avg. Stride Length [m]	6.5	7.5	7.7	7.7	7.4	7.5	7.6	7.5	7.4



[ ] Ranking at each section and finish  
 -:-:- No data available at this section  
 NA No data available



# Aquis Park Gold Coast QLD - Race 3: Raw Metal Corp BM78 Handicap - 2226m 06 June 2026 - 1:44PM



Track Rating: Good 4, Weather: Fine, Rail Position: +6m 900m-W/Post, +3m Remainder

Field Times (Race Tempo)                      2:19.66      2:03.48      1:51.13      1:38.45      1:25.50      1:12.61      0:59.46      0:46.61  
    (0:16.18)      (0:12.35)      (0:12.68)      (0:12.95)      (0:12.90)      (0:13.15)      (0:12.85)      (0:12.11)

Rank	TAB# (BAR#)	Horse Jockey	Overall Time Margin (DT-W)	First 400m Last 600m	Top Speed km/h (Section) Fastest Section (Time)	L2226	L2000	L1800	L1600	L1400	L1200	L1000	L800
						Start - 2000	2000 - 1800	1800 - 1600	1600 - 1400	1400 - 1200	1200 - 1000	1000 - 800	800 - 600
1	5 (3)	Farwest Fred Larson	2:19.66	0:27.30 0:34.13	65.7 (400-200) 400-200 (0:11.23)	2:19.66 (0:16.50)	2:03.16 [4] (0:12.43)	1:50.73 [5] (0:12.78)	1:37.95 [5] (0:13.06)	1:24.89 [5] (0:12.94)	1:11.95 [6] (0:13.09)	0:58.86 [6] (0:12.76)	0:46.10 [5] (0:11.97)
2	3 (7)	Let's Do It Again Bella Youngberry	2:19.75 1.4L (-4)	0:26.90 0:34.57	64.4 (400-200) 400-200 (0:11.41)	2:19.75 (0:16.18)	2:03.57 [1] (0:12.34)	1:51.23 [1] (0:12.68)	1:38.55 [1] (0:12.95)	1:25.60 [1] (0:12.90)	1:12.70 [1] (0:13.15)	0:59.55 [1] (0:12.85)	0:46.70 [1] (0:12.12)
3	1 (9)	Barazin Benjamin Osmond	2:19.82 2.5L (-1)	0:27.98 0:34.60	64.6 (200-0) 400-200 (0:11.37)	2:19.82 (0:16.76)	2:03.06 [8] (0:12.95)	1:50.11 [9] (0:12.67)	1:37.44 [9] (0:13.18)	1:24.26 [9] (0:12.57)	1:11.69 [9] (0:13.08)	0:58.61 [9] (0:12.91)	0:45.70 [9] (0:11.72)
4	2 (6)	Haaracaine Luke Dempsey	2:20.02 5.7L (-2)	0:27.10 0:34.66	63.5 (400-200) 400-200 (0:11.52)	2:20.02 (0:16.18)	2:03.84 [1] (0:12.56)	1:51.28 [4] (0:12.75)	1:38.53 [4] (0:13.08)	1:25.45 [4] (0:12.85)	1:12.60 [4] (0:13.11)	0:59.49 [4] (0:12.80)	0:46.69 [4] (0:12.03)
5	4 (1)	Watermelon Jett Newman	2:20.37 11.3L (-1)	0:27.44 0:34.64	64.7 (400-200) 400-200 (0:11.48)	2:20.37 (0:16.63)	2:03.74 [6] (0:12.46)	1:51.28 [6] (0:12.66)	1:38.62 [6] (0:13.08)	1:25.54 [6] (0:12.76)	1:12.78 [5] (0:13.08)	0:59.70 [5] (0:13.04)	0:46.66 [6] (0:12.01)
6	6 (4)	Gypsy Wish Taylor Marshall	2:20.58 14.7L (+2)	0:26.98 0:35.27	63.1 (400-200) 400-200 (0:11.57)	2:20.58 (0:16.51)	2:04.07 [5] (0:12.09)	1:51.98 [2] (0:12.66)	1:39.32 [2] (0:13.14)	1:26.18 [3] (0:13.01)	1:13.17 [3] (0:13.11)	1:00.06 [3] (0:12.76)	0:47.30 [3] (0:12.04)
7	7 (8)	Bright The Sun Nozi Tomizawa	2:20.60 15.0L (-1)	0:27.90 0:34.77	63.5 (600-400) 600-400 (0:11.50)	2:20.60 (0:16.80)	2:03.80 [9] (0:12.75)	1:51.05 [8] (0:12.66)	1:38.39 [8] (0:13.14)	1:25.25 [8] (0:12.69)	1:12.56 [8] (0:13.07)	0:59.49 [8] (0:12.87)	0:46.62 [8] (0:11.84)
8	8 (5)	Papal Miss Georgina Cartwright	2:20.99 21.2L (+3)	0:27.62 0:35.29	64.3 (600-400) 400-200 (0:11.66)	2:20.99 (0:16.71)	2:04.28 [7] (0:12.54)	1:51.74 [7] (0:12.71)	1:39.03 [7] (0:13.13)	1:25.90 [7] (0:12.84)	1:13.06 [7] (0:13.13)	0:59.93 [7] (0:12.78)	0:47.15 [7] (0:11.85)
9	9 (2)	Smelter Karl Zechner	2:21.38 27.4L (+1)	0:27.05 0:36.22	61.7 (600-400) 600-400 (0:11.81)	2:21.38 (0:16.29)	2:05.09 [3] (0:12.42)	1:52.67 [3] (0:12.73)	1:39.94 [3] (0:12.78)	1:27.16 [2] (0:12.94)	1:14.22 [2] (0:13.11)	1:01.11 [2] (0:12.83)	0:48.28 [2] (0:12.06)

Report Created: Sat 06 June 2026

(Note: Races are conducted over an approximate distance as close as possible to the advertised distance, and recorded data may vary accordingly. Official times refer to race times only and do not include handicap times.)

[ ] Position in running at each section and finish      TAB# Saddle cloth number

:-:-- No data available at this section

NA No data available

DNT Did not track

BAR# Barrier/Gate Position

DNF Did not finish

DT-W Distance travelled compared to winner in metres

Fastest split

Fastest section



Aquis Park Gold Coast QLD -  
Race 3: Raw Metal Corp BM78 Handicap - 2226m  
06 June 2026 - 1:44PM



Track Rating: Good 4, Weather: Fine, Rail Position: +6m 900m-W/Post, +3m Remainder

Field Times (Race Tempo)                      0:34.50      0:22.78      0:12.47  
(0:11.72)      (0:10.31)      (0:12.47)

Rank	TAB#	Horse	Overall Time	First 400m	Top Speed km/h (Section)	L600	L400	L200					
	(BAR#)	Jockey	Margin (DT-W)	Last 600m	Fastest Section (Time)	600 - 400	400 - 200	200 - Finish					
1	5	Farwest	2:19.66	0:27.30	65.7 (400-200)	0:34.13 [5]	0:22.53 [5]	0:11.30 [2]					
	(3)	Fred Larson		0:34.13	400-200 (0:11.23)	(0:11.60)	(0:11.23)	(0:11.30)					
2	3	Let's Do It Again	2:19.75	0:26.90	64.4 (400-200)	0:34.58 [2]	0:22.87 [1]	0:11.45 [1]					
	(7)	Bella Youngberry	1.4L (-4)	0:34.57	400-200 (0:11.41)	(0:11.71)	(0:11.41)	(0:11.46)					
3	1	Barazin	2:19.82	0:27.98	64.6 (200-0)	0:33.98 [9]	0:22.53 [7]	0:11.16 [5]					
	(9)	Benjamin Osmond	2.5L (-1)	0:34.60	400-200 (0:11.37)	(0:11.45)	(0:11.37)	(0:11.16)					
4	2	Haaracaine	2:20.02	0:27.10	63.5 (400-200)	0:34.66 [4]	0:22.96 [4]	0:11.44 [3]					
	(6)	Luke Dempsey	5.7L (-2)	0:34.66	400-200 (0:11.52)	(0:11.70)	(0:11.52)	(0:11.44)					
5	4	Watermelon	2:20.37	0:27.44	64.7 (400-200)	0:34.65 [7]	0:23.15 [6]	0:11.67 [6]					
	(1)	Jett Newman	11.3L (-1)	0:34.64	400-200 (0:11.48)	(0:11.50)	(0:11.48)	(0:11.67)					
6	6	Gypsy Wish	2:20.58	0:26.98	63.1 (400-200)	0:35.26 [3]	0:23.54 [3]	0:11.97 [4]					
	(4)	Taylor Marshall	14.7L (+2)	0:35.27	400-200 (0:11.57)	(0:11.72)	(0:11.57)	(0:11.97)					
7	7	Bright The Sun	2:20.60	0:27.90	63.5 (600-400)	0:34.78 [8]	0:23.28 [8]	0:11.74 [7]					
	(8)	Nozi Tomizawa	15.0L (-1)	0:34.77	600-400 (0:11.50)	(0:11.50)	(0:11.53)	(0:11.75)					
8	8	Papal Miss	2:20.99	0:27.62	64.3 (600-400)	0:35.30 [6]	0:23.59 [9]	0:11.92 [9]					
	(5)	Georgina Cartwright	21.2L (+3)	0:35.29	400-200 (0:11.66)	(0:11.71)	(0:11.66)	(0:11.93)					
9	9	Smelter	2:21.38	0:27.05	61.7 (600-400)	0:36.22 [1]	0:24.41 [2]	0:12.41 [8]					
	(2)	Karl Zechner	27.4L (+1)	0:36.22	600-400 (0:11.81)	(0:11.81)	(0:12.00)	(0:12.41)					

Report Created: Sat 06 June 2026

(Note: Races are conducted over an approximate distance as close as possible to the advertised distance, and recorded data may vary accordingly. Official times refer to race times only and do not include handicap times.)

[ ] Position in running at each section and finish    TAB#    Saddle cloth number

:-:-- No data available at this section

NA No data available

DNT Did not track

BAR# Barrier/Gate Position

DNF Did not finish

DT-W Distance travelled compared to winner in metres

Fastest split

Fastest section

Horse/Jockey Name	Farwest/Fred Larson
Finish Rank	1
Fastest Section Time (Section)	0:11.23 (400-200)
Top Speed [km/h] (Section)	65.7 (400-200)
Race State	Finished



Aquis Park Gold Coast QLD

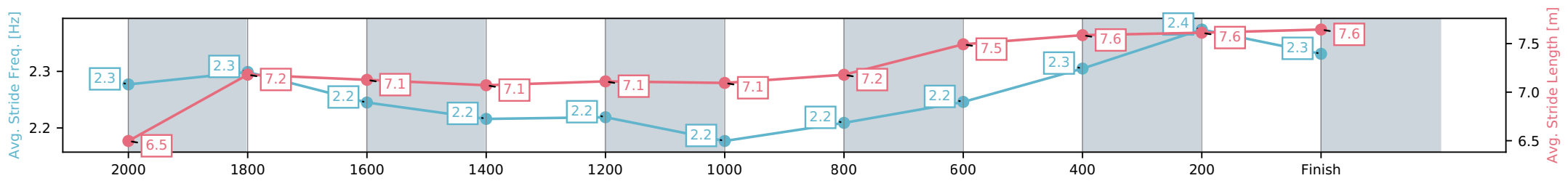
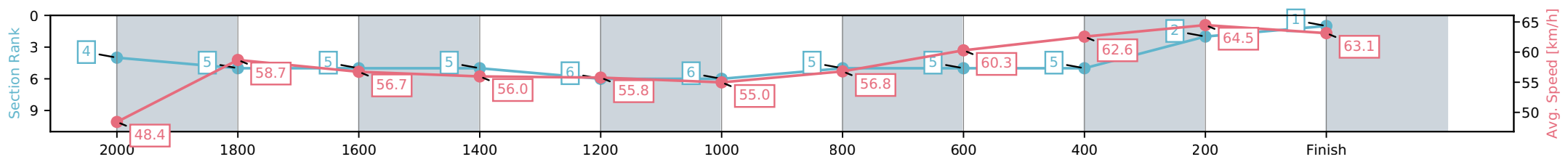
Race 3: Raw Metal Corp BM78 Handicap - 2226m

06 June 2026 - 1:44PM

Track Rating: Good 4, Weather: Fine, Rail Position: +6m 900m-W/Post, +3m Remainder



Section	L2226	L2000	L1800	L1600	L1400	L1200	L1000	L800	L600	L400	L200
Section Times	2:19.66 (0:16.50)	2:03.16 [4] (0:12.43)	1:50.73 [5] (0:12.78)	1:37.95 [5] (0:13.06)	1:24.89 [5] (0:12.94)	1:11.95 [6] (0:13.09)	0:58.86 [6] (0:12.76)	0:46.10 [5] (0:11.97)	0:34.13 [5] (0:11.60)	0:22.53 [5] (0:11.23)	0:11.30 [2] (0:11.30)
Average Speed [km/h]	48.4	58.7	56.7	56.0	55.8	55.0	56.8	60.3	62.6	64.5	63.1
Top Speed [km/h]	59.7	59.4	57.7	57.4	57.4	55.7	59.2	61.8	63.7	65.7	64.4
Avg. Dist. to Rail [m]	4.8	3.7	2.6	2.6	1.6	1.7	1.0	0.7	1.7	5.1	5.5
Avg. Stride Freq. [Hz]	2.3	2.3	2.2	2.2	2.2	2.2	2.2	2.2	2.3	2.4	2.3
Avg. Stride Length [m]	6.5	7.2	7.1	7.1	7.1	7.1	7.2	7.5	7.6	7.6	7.6



[ ] Ranking at each section and finish  
 -:-:- No data available at this section  
 NA No data available

Horse/Jockey Name	Let's Do It Again/Bella Youngberry
Finish Rank	2
Fastest Section Time (Section)	0:11.41 (400-200)
Top Speed [km/h] (Section)	64.4 (400-200)
Race State	Finished



Aquis Park Gold Coast QLD

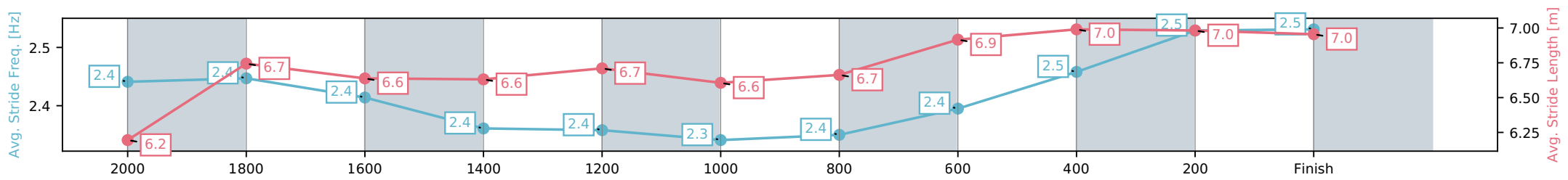
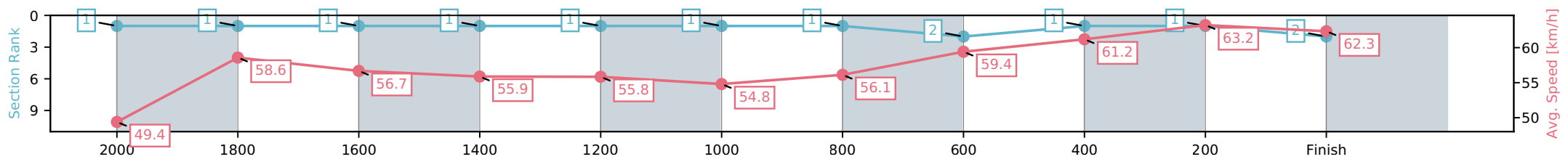
Race 3: Raw Metal Corp BM78 Handicap - 2226m

06 June 2026 - 1:44PM

Track Rating: Good 4, Weather: Fine, Rail Position: +6m 900m-W/Post, +3m Remainder



Section	L2226	L2000	L1800	L1600	L1400	L1200	L1000	L800	L600	L400	L200
Section Times	2:19.75 (0:16.18)	2:03.57 [1] (0:12.34)	1:51.23 [1] (0:12.68)	1:38.55 [1] (0:12.95)	1:25.60 [1] (0:12.90)	1:12.70 [1] (0:13.15)	0:59.55 [1] (0:12.85)	0:46.70 [1] (0:12.12)	0:34.58 [2] (0:11.71)	0:22.87 [1] (0:11.41)	0:11.45 [1] (0:11.46)
Average Speed [km/h]	49.4	58.6	56.7	55.9	55.8	54.8	56.1	59.4	61.2	63.2	62.3
Top Speed [km/h]	60.1	59.3	57.5	57.8	57.9	55.1	57.3	60.4	61.6	64.4	63.7
Avg. Dist. to Rail [m]	7.0	2.3	0.3	1.0	0.8	0.7	0.7	0.3	0.6	1.5	2.3
Avg. Stride Freq. [Hz]	2.4	2.4	2.4	2.4	2.4	2.3	2.4	2.4	2.5	2.5	2.5
Avg. Stride Length [m]	6.2	6.7	6.6	6.6	6.7	6.6	6.7	6.9	7.0	7.0	7.0



[ ] Ranking at each section and finish  
 -:-:- No data available at this section  
 NA No data available

Horse/Jockey Name	Barazin/Benjamin Osmond
Finish Rank	3
Fastest Section Time (Section)	0:11.37 (400-200)
Top Speed [km/h] (Section)	64.6 (200-0)
Race State	Finished



Aquis Park Gold Coast QLD

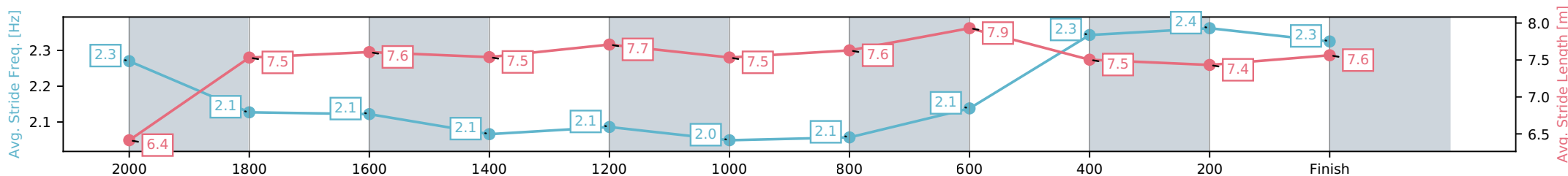
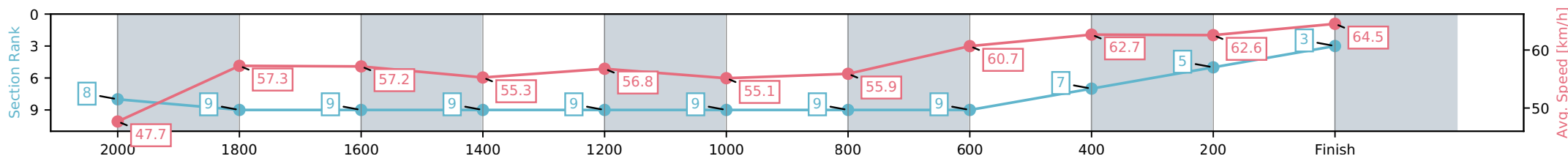
Race 3: Raw Metal Corp BM78 Handicap - 2226m

06 June 2026 - 1:44PM

Track Rating: Good 4, Weather: Fine, Rail Position: +6m 900m-W/Post, +3m Remainder



Section	L2226	L2000	L1800	L1600	L1400	L1200	L1000	L800	L600	L400	L200
Section Times	2:19.82 (0:16.76)	2:03.06 [8] (0:12.95)	1:50.11 [9] (0:12.67)	1:37.44 [9] (0:13.18)	1:24.26 [9] (0:12.57)	1:11.69 [9] (0:13.08)	0:58.61 [9] (0:12.91)	0:45.70 [9] (0:11.72)	0:33.98 [9] (0:11.45)	0:22.53 [7] (0:11.37)	0:11.16 [5] (0:11.16)
Average Speed [km/h]	47.7	57.3	57.2	55.3	56.8	55.1	55.9	60.7	62.7	62.6	64.5
Top Speed [km/h]	59.0	58.8	58.7	56.3	58.5	56.6	59.0	62.2	63.2	63.1	64.6
Avg. Dist. to Rail [m]	9.0	4.9	2.4	2.3	1.5	1.2	1.3	1.4	2.0	5.8	7.8
Avg. Stride Freq. [Hz]	2.3	2.1	2.1	2.1	2.1	2.0	2.1	2.1	2.3	2.4	2.3
Avg. Stride Length [m]	6.4	7.5	7.6	7.5	7.7	7.5	7.6	7.9	7.5	7.4	7.6



- [ ] Ranking at each section and finish
- :-:- No data available at this section
- NA No data available

Horse/Jockey Name	Haaracaine/Luke Dempsey
Finish Rank	4
Fastest Section Time (Section)	0:11.52 (400-200)
Top Speed [km/h] (Section)	63.5 (400-200)
Race State	Finished



Aquis Park Gold Coast QLD

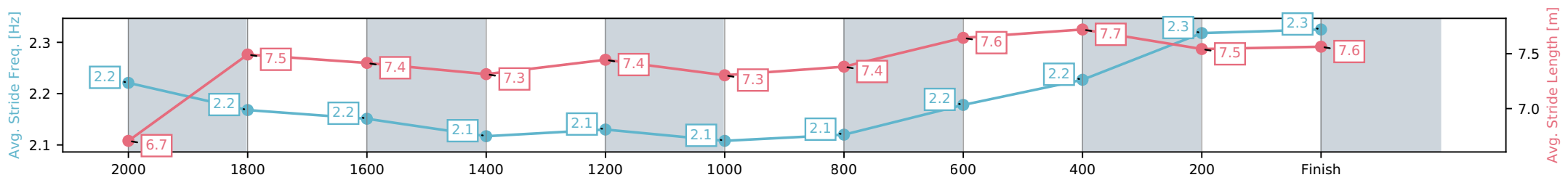
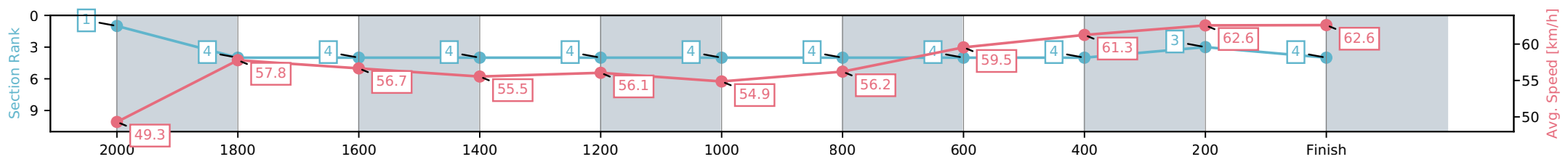
Race 3: Raw Metal Corp BM78 Handicap - 2226m

06 June 2026 - 1:44PM

Track Rating: Good 4, Weather: Fine, Rail Position: +6m 900m-W/Post, +3m Remainder



Section	L2226	L2000	L1800	L1600	L1400	L1200	L1000	L800	L600	L400	L200
Section Times	2:20.02 (0:16.18)	2:03.84 [1] (0:12.56)	1:51.28 [4] (0:12.75)	1:38.53 [4] (0:13.08)	1:25.45 [4] (0:12.85)	1:12.60 [4] (0:13.11)	0:59.49 [4] (0:12.80)	0:46.69 [4] (0:12.03)	0:34.66 [4] (0:11.70)	0:22.96 [4] (0:11.52)	0:11.44 [3] (0:11.44)
Average Speed [km/h]	49.3	57.8	56.7	55.5	56.1	54.9	56.2	59.5	61.3	62.6	62.6
Top Speed [km/h]	58.6	58.8	57.4	57.2	57.2	55.4	57.9	60.9	61.5	63.5	63.4
Avg. Dist. to Rail [m]	5.9	2.3	1.1	1.5	0.3	0.3	0.7	0.8	0.9	0.8	1.1
Avg. Stride Freq. [Hz]	2.2	2.2	2.2	2.1	2.1	2.1	2.1	2.2	2.2	2.3	2.3
Avg. Stride Length [m]	6.7	7.5	7.4	7.4	7.3	7.4	7.3	7.4	7.6	7.5	7.6



[ ] Ranking at each section and finish  
 -:-:- No data available at this section  
 NA No data available

Horse/Jockey Name	Watermelon/Jett Newman
Finish Rank	5
Fastest Section Time (Section)	0:11.48 (400-200)
Top Speed [km/h] (Section)	64.7 (400-200)
Race State	Finished



Aquis Park Gold Coast QLD

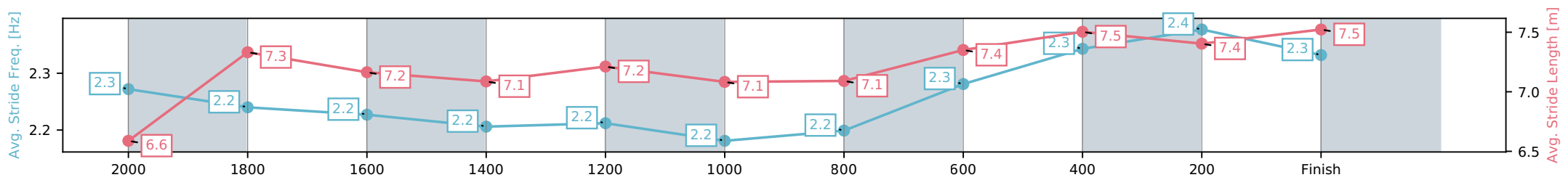
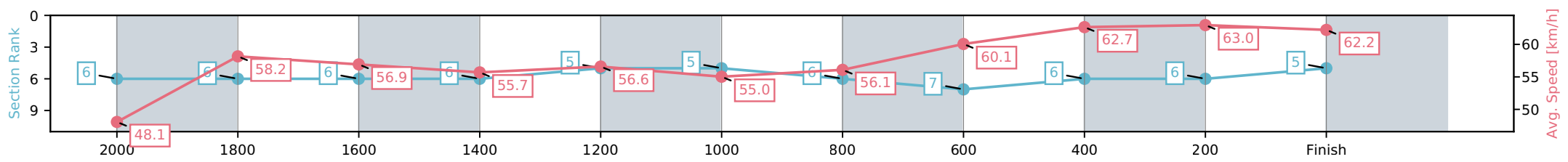
Race 3: Raw Metal Corp BM78 Handicap - 2226m

06 June 2026 - 1:44PM

Track Rating: Good 4, Weather: Fine, Rail Position: +6m 900m-W/Post, +3m Remainder



Section	L2226	L2000	L1800	L1600	L1400	L1200	L1000	L800	L600	L400	L200
Section Times	2:20.37 (0:16.63)	2:03.74 [6] (0:12.46)	1:51.28 [6] (0:12.66)	1:38.62 [6] (0:13.08)	1:25.54 [6] (0:12.76)	1:12.78 [5] (0:13.08)	0:59.70 [5] (0:13.04)	0:46.66 [6] (0:12.01)	0:34.65 [7] (0:11.50)	0:23.15 [6] (0:11.48)	0:11.67 [6] (0:11.67)
Average Speed [km/h]	48.1	58.2	56.9	55.7	56.6	55.0	56.1	60.1	62.7	63.0	62.2
Top Speed [km/h]	59.0	59.8	57.7	57.5	57.9	56.3	58.7	62.7	63.2	64.7	63.9
Avg. Dist. to Rail [m]	2.8	1.8	0.7	2.0	1.7	1.6	2.6	0.8	0.6	3.5	4.0
Avg. Stride Freq. [Hz]	2.3	2.2	2.2	2.2	2.2	2.2	2.2	2.3	2.3	2.4	2.3
Avg. Stride Length [m]	6.6	7.3	7.2	7.1	7.2	7.1	7.1	7.4	7.5	7.4	7.5



[ ] Ranking at each section and finish  
 -:-:- No data available at this section  
 NA No data available

Horse/Jockey Name	Gypsy Wish/Taylor Marshall
Finish Rank	6
Fastest Section Time (Section)	0:11.57 (400-200)
Top Speed [km/h] (Section)	63.1 (400-200)
Race State	Finished



Aquis Park Gold Coast QLD

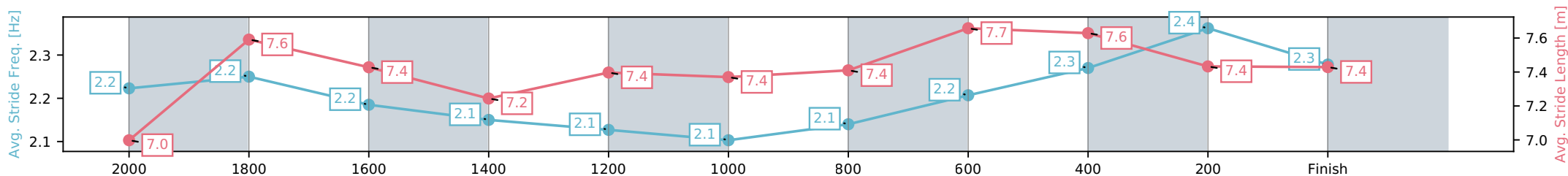
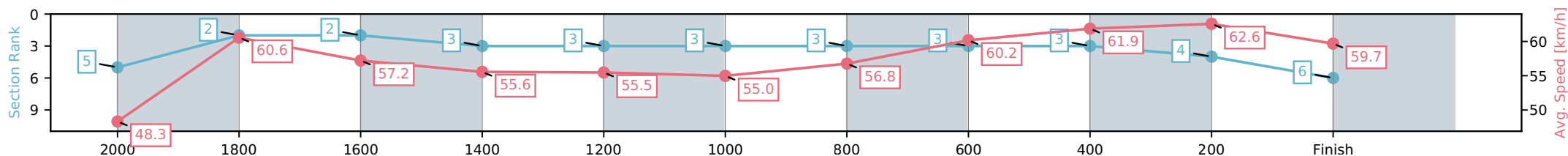
Race 3: Raw Metal Corp BM78 Handicap - 2226m

06 June 2026 - 1:44PM

Track Rating: Good 4, Weather: Fine, Rail Position: +6m 900m-W/Post, +3m Remainder



Section	L2226	L2000	L1800	L1600	L1400	L1200	L1000	L800	L600	L400	L200
Section Times	2:20.58 (0:16.51)	2:04.07 [5] (0:12.09)	1:51.98 [2] (0:12.66)	1:39.32 [2] (0:13.14)	1:26.18 [3] (0:13.01)	1:13.17 [3] (0:13.11)	1:00.06 [3] (0:12.76)	0:47.30 [3] (0:12.04)	0:35.26 [3] (0:11.72)	0:23.54 [3] (0:11.57)	0:11.97 [4] (0:11.97)
Average Speed [km/h]	48.3	60.6	57.2	55.6	55.5	55.0	56.8	60.2	61.9	62.6	59.7
Top Speed [km/h]	60.3	62.0	58.8	56.9	57.3	55.5	58.9	61.0	62.4	63.1	61.9
Avg. Dist. to Rail [m]	5.9	4.7	1.7	2.2	1.8	1.8	1.3	1.4	1.5	4.5	5.6
Avg. Stride Freq. [Hz]	2.2	2.2	2.2	2.1	2.1	2.1	2.1	2.2	2.3	2.4	2.3
Avg. Stride Length [m]	7.0	7.6	7.4	7.2	7.4	7.4	7.4	7.7	7.6	7.4	7.4



- [ ] Ranking at each section and finish
- :-:- No data available at this section
- NA No data available

Horse/Jockey Name	Bright The Sun/Nozi Tomizawa
Finish Rank	7
Fastest Section Time (Section)	0:11.50 (600-400)
Top Speed [km/h] (Section)	63.5 (600-400)
Race State	Finished



Aquis Park Gold Coast QLD

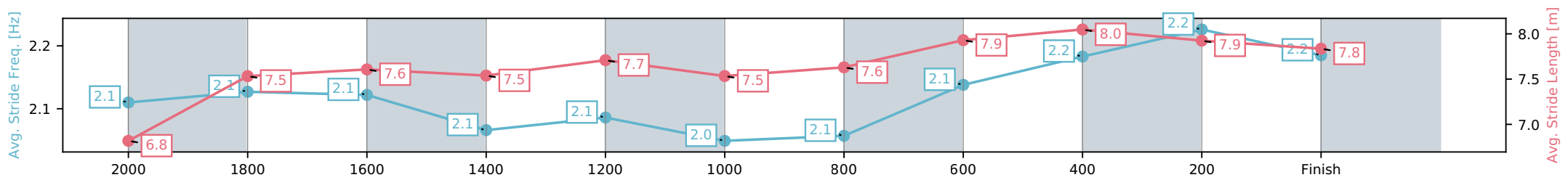
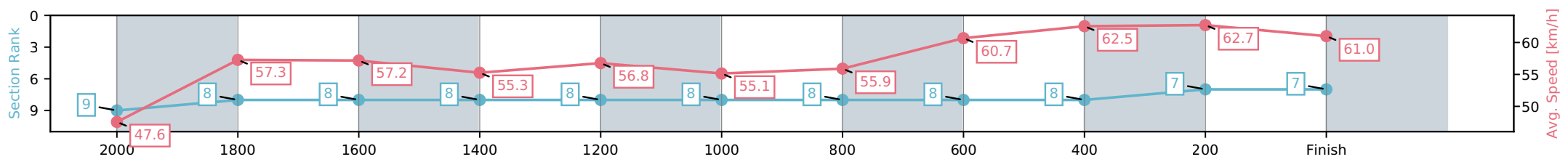
Race 3: Raw Metal Corp BM78 Handicap - 2226m

06 June 2026 - 1:44PM

Track Rating: Good 4, Weather: Fine, Rail Position: +6m 900m-W/Post, +3m Remainder



Section	L2226	L2000	L1800	L1600	L1400	L1200	L1000	L800	L600	L400	L200
Section Times	2:20.60 (0:16.80)	2:03.80 [9] (0:12.75)	1:51.05 [8] (0:12.66)	1:38.39 [8] (0:13.14)	1:25.25 [8] (0:12.69)	1:12.56 [8] (0:13.07)	0:59.49 [8] (0:12.87)	0:46.62 [8] (0:11.84)	0:34.78 [8] (0:11.50)	0:23.28 [8] (0:11.53)	0:11.74 [7] (0:11.75)
Average Speed [km/h]	47.6	57.3	57.2	55.3	56.8	55.1	55.9	60.7	62.5	62.7	61.0
Top Speed [km/h]	59.5	58.8	58.7	56.3	58.5	56.6	59.0	62.2	63.5	63.4	62.1
Avg. Dist. to Rail [m]	8.1	4.6	1.7	1.4	0.7	0.7	0.7	0.6	0.6	4.5	6.8
Avg. Stride Freq. [Hz]	2.1	2.1	2.1	2.1	2.1	2.0	2.1	2.1	2.2	2.2	2.2
Avg. Stride Length [m]	6.8	7.5	7.6	7.5	7.7	7.5	7.6	7.9	8.0	7.9	7.8



- [ ] Ranking at each section and finish
- :-:- No data available at this section
- NA No data available

Horse/Jockey Name	Papal Miss/Georgina Cartwright
Finish Rank	8
Fastest Section Time (Section)	0:11.66 (400-200)
Top Speed [km/h] (Section)	64.3 (600-400)
Race State	Finished



Aquis Park Gold Coast QLD

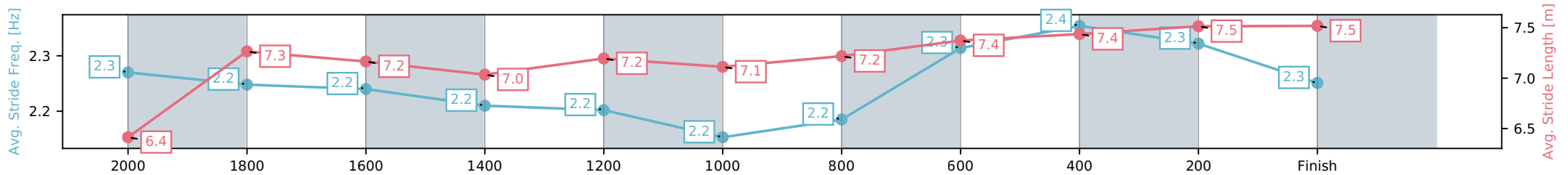
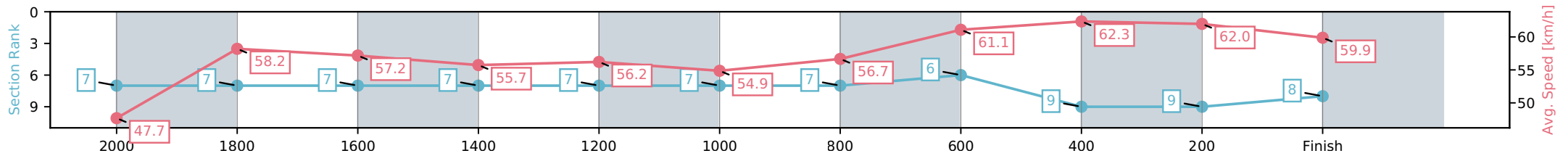
Race 3: Raw Metal Corp BM78 Handicap - 2226m

06 June 2026 - 1:44PM

Track Rating: Good 4, Weather: Fine, Rail Position: +6m 900m-W/Post, +3m Remainder



Section	L2226	L2000	L1800	L1600	L1400	L1200	L1000	L800	L600	L400	L200
Section Times	2:20.99 (0:16.71)	2:04.28 [7] (0:12.54)	1:51.74 [7] (0:12.71)	1:39.03 [7] (0:13.13)	1:25.90 [7] (0:12.84)	1:13.06 [7] (0:13.13)	0:59.93 [7] (0:12.78)	0:47.15 [7] (0:11.85)	0:35.30 [6] (0:11.71)	0:23.59 [9] (0:11.66)	0:11.92 [9] (0:11.93)
Average Speed [km/h]	47.7	58.2	57.2	55.7	56.2	54.9	56.7	61.1	62.3	62.0	59.9
Top Speed [km/h]	59.0	59.3	58.5	56.9	57.5	56.0	59.5	62.4	64.3	63.1	60.9
Avg. Dist. to Rail [m]	6.3	4.1	2.6	2.8	1.8	1.7	1.3	1.6	2.2	5.3	6.5
Avg. Stride Freq. [Hz]	2.3	2.2	2.2	2.2	2.2	2.2	2.2	2.3	2.4	2.3	2.3
Avg. Stride Length [m]	6.4	7.3	7.2	7.0	7.2	7.1	7.2	7.4	7.4	7.5	7.5



- [ ] Ranking at each section and finish
- :-:- No data available at this section
- NA No data available

Horse/Jockey Name	Smelter/Karl Zechner
Finish Rank	9
Fastest Section Time (Section)	0:11.81 (600-400)
Top Speed [km/h] (Section)	61.7 (600-400)
Race State	Finished



Aquis Park Gold Coast QLD

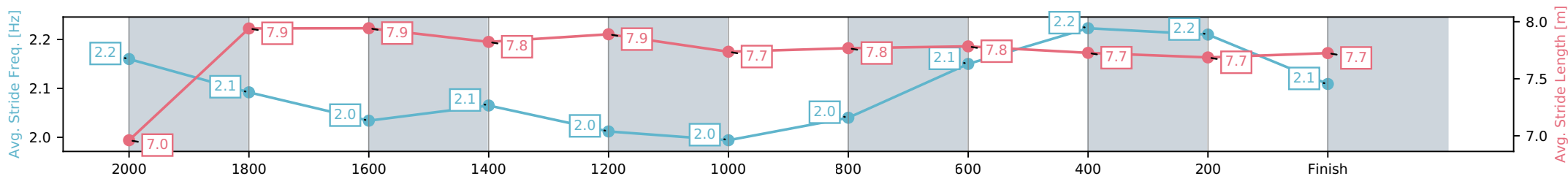
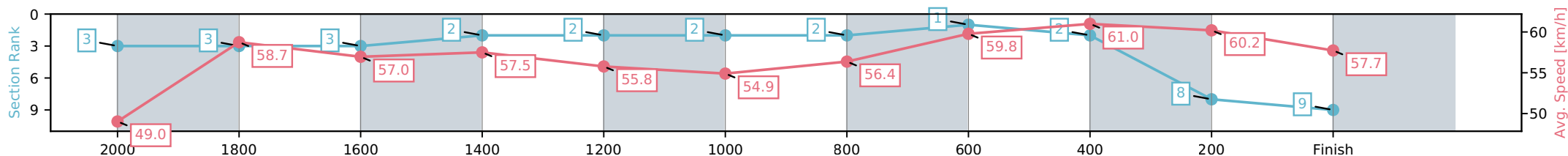
Race 3: Raw Metal Corp BM78 Handicap - 2226m

06 June 2026 - 1:44PM

Track Rating: Good 4, Weather: Fine, Rail Position: +6m 900m-W/Post, +3m Remainder



Section	L2226	L2000	L1800	L1600	L1400	L1200	L1000	L800	L600	L400	L200
Section Times	2:21.38 (0:16.29)	2:05.09 [3] (0:12.42)	1:52.67 [3] (0:12.73)	1:39.94 [3] (0:12.78)	1:27.16 [2] (0:12.94)	1:14.22 [2] (0:13.11)	1:01.11 [2] (0:12.83)	0:48.28 [2] (0:12.06)	0:36.22 [1] (0:11.81)	0:24.41 [2] (0:12.00)	0:12.41 [8] (0:12.41)
Average Speed [km/h]	49.0	58.7	57.0	57.5	55.8	54.9	56.4	59.8	61.0	60.2	57.7
Top Speed [km/h]	59.6	59.6	57.7	58.7	58.1	55.4	57.7	60.9	61.7	60.7	59.2
Avg. Dist. to Rail [m]	5.5	4.0	2.8	3.6	1.3	1.2	0.8	0.5	0.5	2.2	2.6
Avg. Stride Freq. [Hz]	2.2	2.1	2.0	2.1	2.0	2.0	2.0	2.1	2.2	2.2	2.1
Avg. Stride Length [m]	7.0	7.9	7.9	7.8	7.9	7.7	7.8	7.8	7.7	7.7	7.7



- [ ] Ranking at each section and finish
- :-:- No data available at this section
- NA No data available



**Aquis Park Gold Coast QLD -**  
**Race 4: Nine Gold Coast News Class 6 Handicap - 1000m**  
 06 June 2026 - 2:19PM



Track Rating: Good 4, Weather: Fine, Rail Position: +6m 900m-W/Post, +3m Remainder

Field Times (Race Tempo)                      0:56.61    0:43.10    0:32.74    0:22.09    0:11.22  
 (0:13.51)    (0:10.36)    (0:10.65)    (0:10.87)    (0:11.22)

Rank	TAB#	Horse	Overall Time	First 400m	Top Speed km/h (Section)	L1000	L800	L600	L400	L200			
	(BAR#)	Jockey	Margin (DT-W)	Last 600m	Fastest Section (Time)	Start - 800	800 - 600	600 - 400	400 - 200	200 - Finish			
1	1	Scud	0:56.61	0:24.18	70.5 (800-600)	0:56.61	0:42.72 [6]	0:32.44 [4]	0:21.87 [4]	0:11.07 [4]			
	(2)	Danny Peisley		0:32.43	800-600 (0:10.29)	(0:13.89)	(0:10.29)	(0:10.56)	(0:10.80)	(0:11.07)			
2	3	Arisphere	0:56.72	0:23.87	70.7 (800-600)	0:56.72	0:43.15 [2]	0:32.85 [1]	0:22.07 [3]	0:11.33 [1]			
	(1)	Emily Lang	0.7L (-4)	0:32.85	800-600 (0:10.30)	(0:13.57)	(0:10.30)	(0:10.78)	(0:10.74)	(0:11.33)			
3	4	Joy A Plenty	0:56.85	0:24.59	70.2 (800-600)	0:56.85	0:42.75 [7]	0:32.26 [7]	0:21.80 [7]	0:11.13 [6]			
	(8)	Dylan Turner	1.4L (-1)	0:32.26	600-400 (0:10.45)	(0:14.10)	(0:10.49)	(0:10.45)	(0:10.68)	(0:11.13)			
4	8	Count Nicholas	0:56.86	0:23.98	69.9 (800-600)	0:56.86	0:43.25 [3]	0:32.88 [3]	0:22.28 [2]	0:11.33 [3]			
	(3)	Bella Youngberry	1.5L (-2)	0:32.87	800-600 (0:10.37)	(0:13.61)	(0:10.37)	(0:10.60)	(0:10.94)	(0:11.33)			
5	2	Muschialli	0:56.87	0:23.97	69.7 (800-600)	0:56.87	0:43.36 [1]	0:32.90 [2]	0:22.35 [1]	0:11.41 [2]			
	(6)	Benjamin Osmond	1.5L (-2)	0:32.90	800-600 (0:10.46)	(0:13.51)	(0:10.46)	(0:10.55)	(0:10.94)	(0:11.41)			
6	7	Sistine Explorer	0:56.89	0:24.19	70.7 (800-600)	0:56.89	0:43.09 [4]	0:32.70 [5]	0:22.02 [5]	0:11.28 [5]			
	(7)	Karl Zechner	1.7L (+0)	0:32.70	800-600 (0:10.39)	(0:13.80)	(0:10.39)	(0:10.68)	(0:10.74)	(0:11.28)			
7	5	Eagle Hawk Star	0:57.20	0:24.38	69.2 (800-600)	0:57.20	0:43.32 [5]	0:32.82 [6]	0:22.17 [6]	0:11.33 [7]			
	(4)	Fred Larson	3.5L (-2)	0:32.82	800-600 (0:10.50)	(0:13.88)	(0:10.50)	(0:10.66)	(0:10.83)	(0:11.33)			
8	6	Find Your Own	0:59.14	0:24.82	72.1 (800-600)	0:59.14	0:44.43 [8]	0:34.32 [8]	0:23.74 [8]	0:12.41 [8]			
	(5)	Georgina Cartwright	14.9L (-1)	0:34.32	800-600 (0:10.11)	(0:14.71)	(0:10.11)	(0:10.58)	(0:11.33)	(0:12.41)			

Report Created: Sat 06 June 2026

(Note: Races are conducted over an approximate distance as close as possible to the advertised distance, and recorded data may vary accordingly. Official times refer to race times only and do not include handicap times.)

[ ] Position in running at each section and finish    TAB# Saddle cloth number

Fastest split

:-:-- No data available at this section

BAR# Barrier/Gate Position

Fastest section

NA No data available

DNF Did not finish

DNT Did not track

DT-W Distance travelled compared to winner in metres

Horse/Jockey Name	Scud/Danny Peisley
Finish Rank	1
Fastest Section Time (Section)	0:10.29 (800-600)
Top Speed [km/h] (Section)	70.5 (800-600)
Race State	Finished



Aquis Park Gold Coast QLD

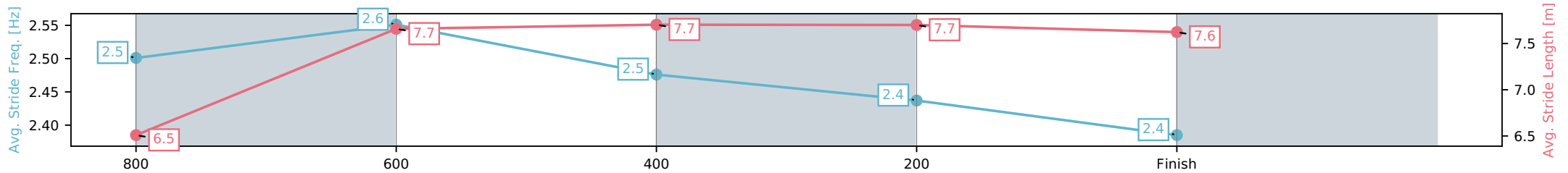
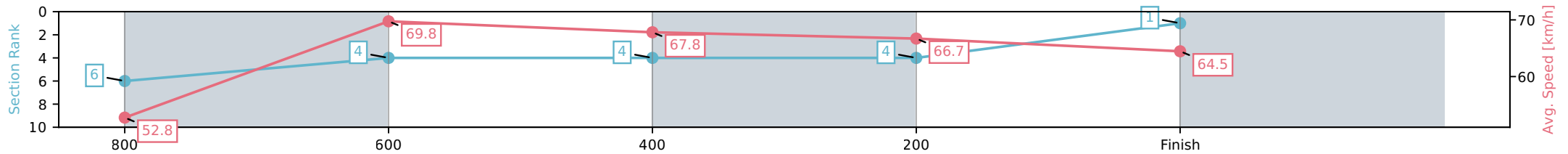
Race 4: Nine Gold Coast News Class 6 Handicap - 1000m

06 June 2026 - 2:19PM

Track Rating: Good 4, Weather: Fine, Rail Position: +6m 900m-W/Post, +3m Remainder



Section	L1000	L800	L600	L400	L200
Section Times	0:56.61 (0:13.89)	0:42.72 [6] (0:10.29)	0:32.44 [4] (0:10.56)	0:21.87 [4] (0:10.80)	0:11.07 [4] (0:11.07)
Average Speed [km/h]	52.8	69.8	67.8	66.7	64.5
Top Speed [km/h]	68.8	70.5	68.8	67.4	65.4
Avg. Dist. to Rail [m]	6.4	0.7	0.9	0.5	0.7
Avg. Stride Freq. [Hz]	2.5	2.6	2.5	2.4	2.4
Avg. Stride Length [m]	6.5	7.7	7.7	7.7	7.6



[ ] Ranking at each section and finish  
 -:-:- No data available at this section  
 NA No data available

Horse/Jockey Name	Arisphere/Emily Lang
Finish Rank	2
Fastest Section Time (Section)	0:10.30 (800-600)
Top Speed [km/h] (Section)	70.7 (800-600)
Race State	Finished



Aquis Park Gold Coast QLD

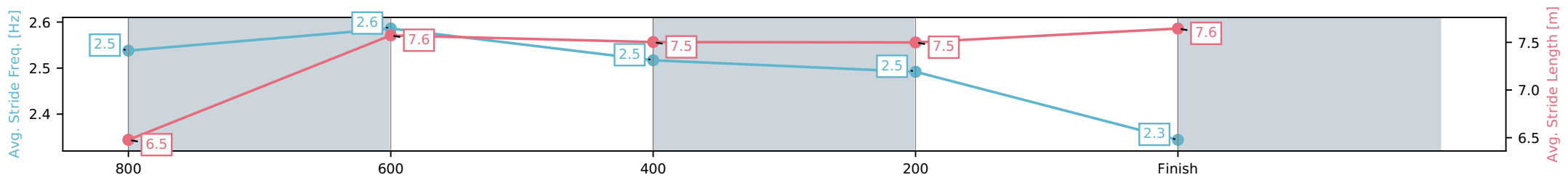
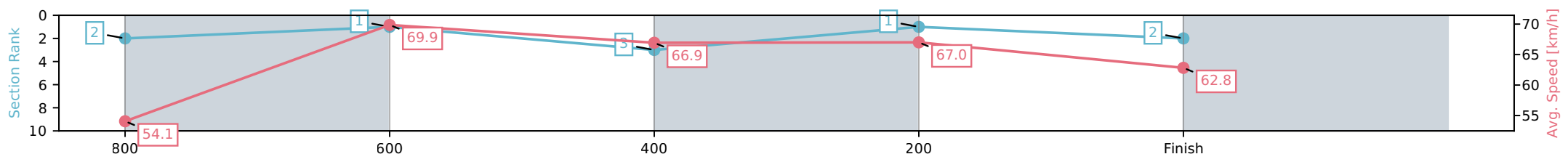
Race 4: Nine Gold Coast News Class 6 Handicap - 1000m

06 June 2026 - 2:19PM

Track Rating: Good 4, Weather: Fine, Rail Position: +6m 900m-W/Post, +3m Remainder



Section	L1000	L800	L600	L400	L200
Section Times	0:56.72 (0:13.57)	0:43.15 [2] (0:10.30)	0:32.85 [1] (0:10.78)	0:22.07 [3] (0:10.74)	0:11.33 [1] (0:11.33)
Average Speed [km/h]	54.1	69.9	66.9	67.0	62.8
Top Speed [km/h]	68.9	70.7	68.9	68.3	65.2
Avg. Dist. to Rail [m]	5.8	0.7	0.6	0.8	0.2
Avg. Stride Freq. [Hz]	2.5	2.6	2.5	2.5	2.3
Avg. Stride Length [m]	6.5	7.6	7.5	7.5	7.6



[ ] Ranking at each section and finish  
 -:-:- No data available at this section  
 NA No data available

Horse/Jockey Name	Joy A Plenty/Dylan Turner
Finish Rank	3
Fastest Section Time (Section)	0:10.45 (600-400)
Top Speed [km/h] (Section)	70.2 (800-600)
Race State	Finished



Aquis Park Gold Coast QLD

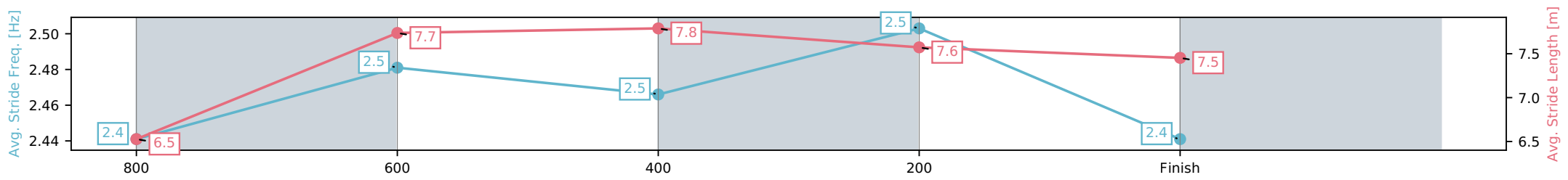
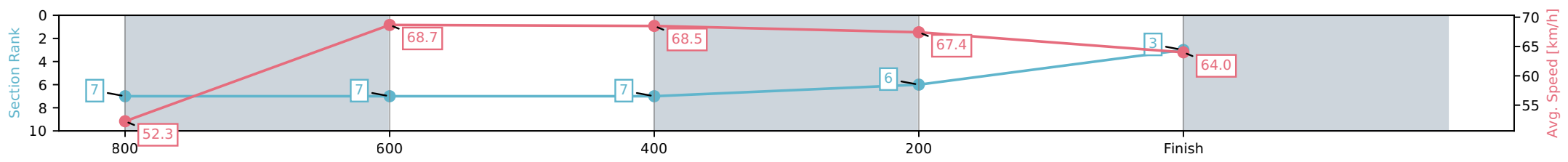
Race 4: Nine Gold Coast News Class 6 Handicap - 1000m

06 June 2026 - 2:19PM

Track Rating: Good 4, Weather: Fine, Rail Position: +6m 900m-W/Post, +3m Remainder



Section	L1000	L800	L600	L400	L200
Section Times	0:56.85 (0:14.10)	0:42.75 [7] (0:10.49)	0:32.26 [7] (0:10.45)	0:21.80 [7] (0:10.68)	0:11.13 [6] (0:11.13)
Average Speed [km/h]	52.3	68.7	68.5	67.4	64.0
Top Speed [km/h]	67.2	70.2	69.1	68.3	66.8
Avg. Dist. to Rail [m]	10.3	0.5	1.0	2.1	4.9
Avg. Stride Freq. [Hz]	2.4	2.5	2.5	2.5	2.4
Avg. Stride Length [m]	6.5	7.7	7.8	7.6	7.5



- [ ] Ranking at each section and finish
- :-:- No data available at this section
- NA No data available

Horse/Jockey Name	Count Nicholas/Bella Youngberry
Finish Rank	4
Fastest Section Time (Section)	0:10.37 (800-600)
Top Speed [km/h] (Section)	69.9 (800-600)
Race State	Finished



Aquis Park Gold Coast QLD

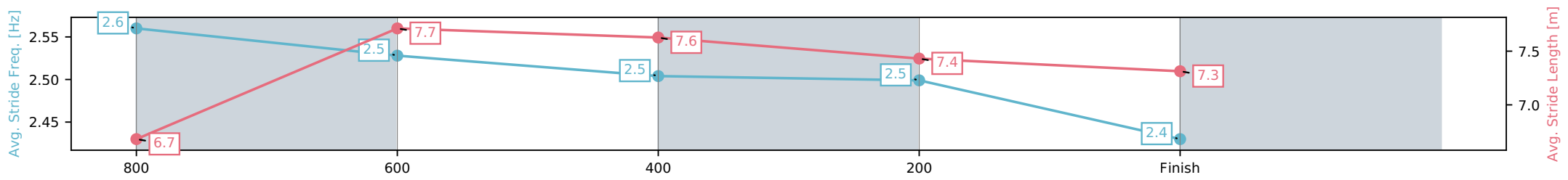
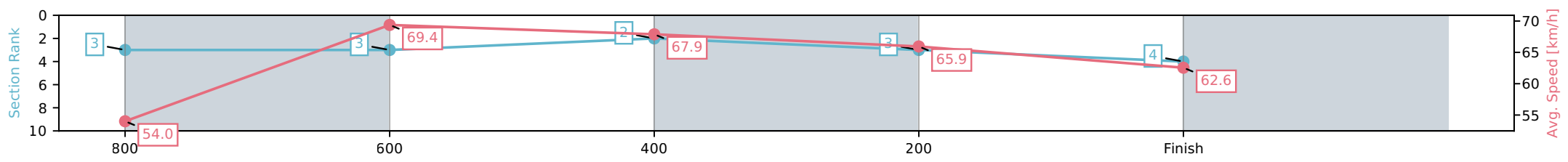
Race 4: Nine Gold Coast News Class 6 Handicap - 1000m

06 June 2026 - 2:19PM

Track Rating: Good 4, Weather: Fine, Rail Position: +6m 900m-W/Post, +3m Remainder



Section	L1000	L800	L600	L400	L200
Section Times	0:56.86 (0:13.61)	0:43.25 [3] (0:10.37)	0:32.88 [3] (0:10.60)	0:22.28 [2] (0:10.94)	0:11.33 [3] (0:11.33)
Average Speed [km/h]	54.0	69.4	67.9	65.9	62.6
Top Speed [km/h]	69.5	69.9	69.1	67.0	64.7
Avg. Dist. to Rail [m]	7.5	0.4	0.6	2.1	1.8
Avg. Stride Freq. [Hz]	2.6	2.5	2.5	2.5	2.4
Avg. Stride Length [m]	6.7	7.7	7.6	7.4	7.3



[ ] Ranking at each section and finish  
 -.-.- No data available at this section  
 NA No data available

Horse/Jockey Name	Muschialli/Benjamin Osmond
Finish Rank	5
Fastest Section Time (Section)	0:10.46 (800-600)
Top Speed [km/h] (Section)	69.7 (800-600)
Race State	Finished



Aquis Park Gold Coast QLD

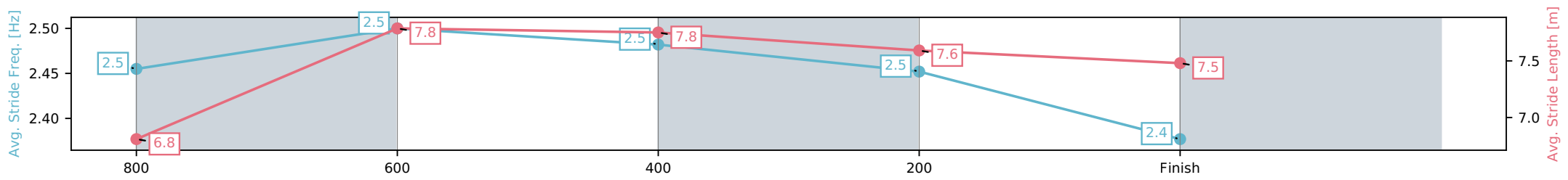
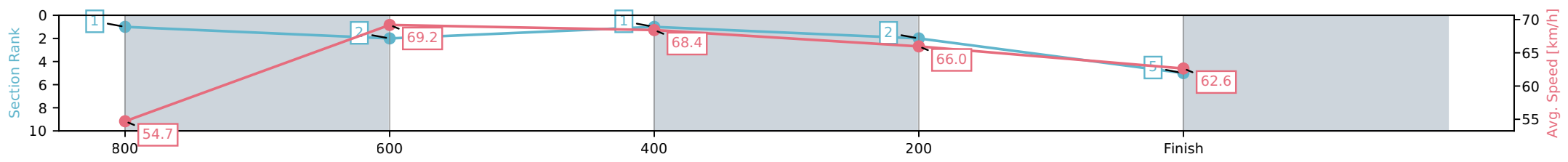
Race 4: Nine Gold Coast News Class 6 Handicap - 1000m

06 June 2026 - 2:19PM

Track Rating: Good 4, Weather: Fine, Rail Position: +6m 900m-W/Post, +3m Remainder



Section	L1000	L800	L600	L400	L200
Section Times	0:56.87 (0:13.51)	0:43.36 [1] (0:10.46)	0:32.90 [2] (0:10.55)	0:22.35 [1] (0:10.94)	0:11.41 [2] (0:11.41)
Average Speed [km/h]	54.7	69.2	68.4	66.0	62.6
Top Speed [km/h]	69.7	69.7	68.9	67.0	65.0
Avg. Dist. to Rail [m]	9.7	1.3	0.7	2.6	2.8
Avg. Stride Freq. [Hz]	2.5	2.5	2.5	2.5	2.4
Avg. Stride Length [m]	6.8	7.8	7.8	7.6	7.5



[ ] Ranking at each section and finish  
 -:-:- No data available at this section  
 NA No data available

Horse/Jockey Name	Sistine Explorer/Karl Zechner
Finish Rank	6
Fastest Section Time (Section)	0:10.39 (800-600)
Top Speed [km/h] (Section)	70.7 (800-600)
Race State	Finished



Aquis Park Gold Coast QLD

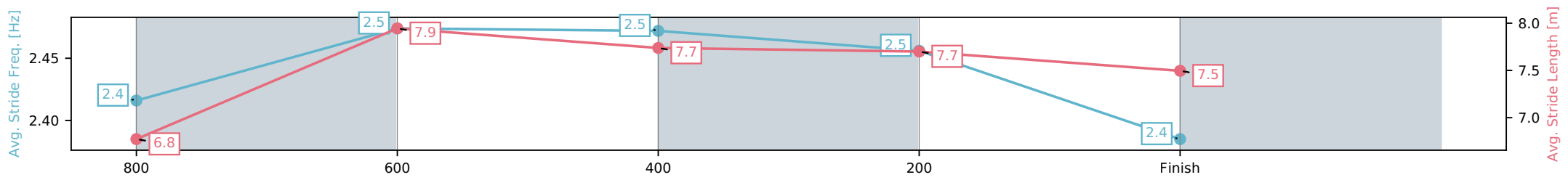
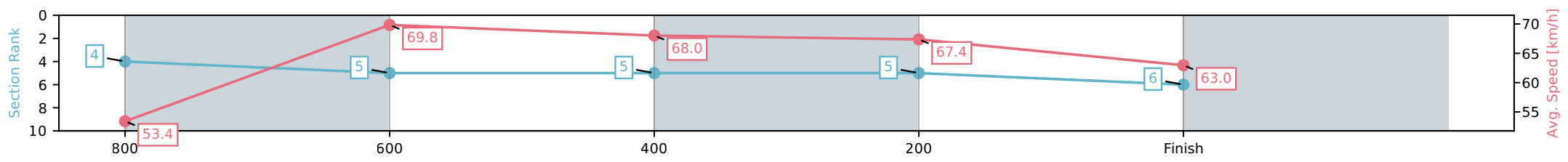
Race 4: Nine Gold Coast News Class 6 Handicap - 1000m

06 June 2026 - 2:19PM

Track Rating: Good 4, Weather: Fine, Rail Position: +6m 900m-W/Post, +3m Remainder



Section	L1000	L800	L600	L400	L200
Section Times	0:56.89 (0:13.80)	0:43.09 [4] (0:10.39)	0:32.70 [5] (0:10.68)	0:22.02 [5] (0:10.74)	0:11.28 [5] (0:11.28)
Average Speed [km/h]	53.4	69.8	68.0	67.4	63.0
Top Speed [km/h]	70.3	70.7	68.8	68.3	65.5
Avg. Dist. to Rail [m]	10.2	2.1	1.8	3.5	4.3
Avg. Stride Freq. [Hz]	2.4	2.5	2.5	2.5	2.4
Avg. Stride Length [m]	6.8	7.9	7.7	7.7	7.5



[ ] Ranking at each section and finish  
 -:-:- No data available at this section  
 NA No data available

Horse/Jockey Name	Eagle Hawk Star/Fred Larson
Finish Rank	7
Fastest Section Time (Section)	0:10.50 (800-600)
Top Speed [km/h] (Section)	69.2 (800-600)
Race State	Finished



Aquis Park Gold Coast QLD

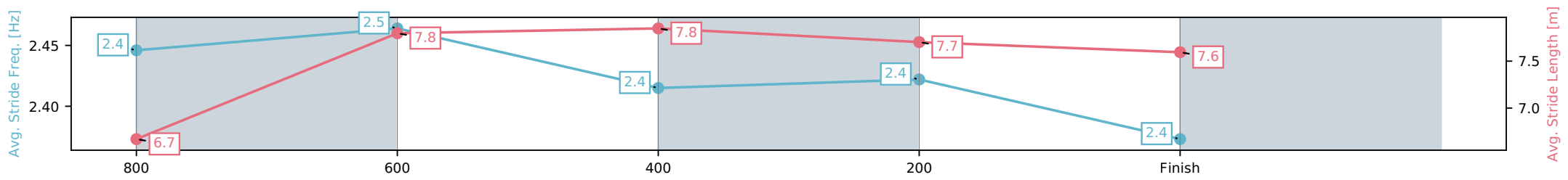
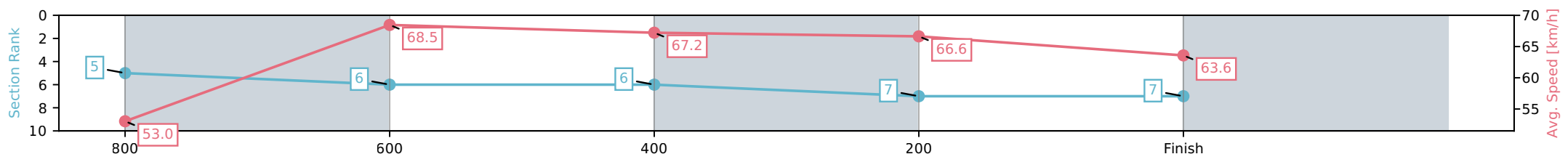
Race 4: Nine Gold Coast News Class 6 Handicap - 1000m

06 June 2026 - 2:19PM

Track Rating: Good 4, Weather: Fine, Rail Position: +6m 900m-W/Post, +3m Remainder



Section	L1000	L800	L600	L400	L200
Section Times	0:57.20 (0:13.88)	0:43.32 [5] (0:10.50)	0:32.82 [6] (0:10.66)	0:22.17 [6] (0:10.83)	0:11.33 [7] (0:11.33)
Average Speed [km/h]	53.0	68.5	67.2	66.6	63.6
Top Speed [km/h]	68.4	69.2	68.5	67.6	66.0
Avg. Dist. to Rail [m]	7.8	0.4	0.9	2.4	4.0
Avg. Stride Freq. [Hz]	2.4	2.5	2.4	2.4	2.4
Avg. Stride Length [m]	6.7	7.8	7.8	7.7	7.6



[ ] Ranking at each section and finish  
 -:-:- No data available at this section  
 NA No data available

Horse/Jockey Name	Find Your Own/Georgina Cartwright
Finish Rank	8
Fastest Section Time (Section)	0:10.11 (800-600)
Top Speed [km/h] (Section)	72.1 (800-600)
Race State	Finished



Aquis Park Gold Coast QLD

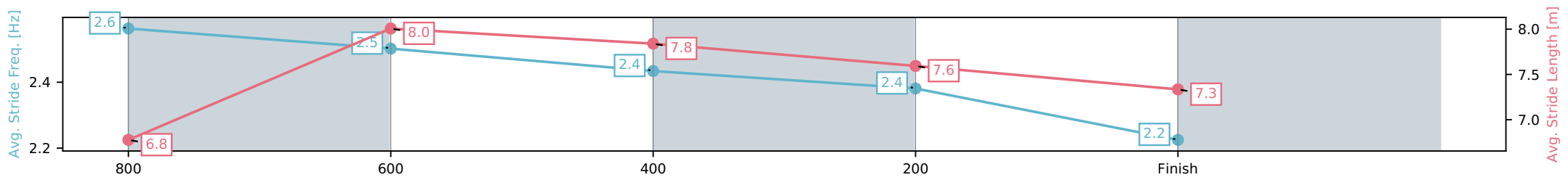
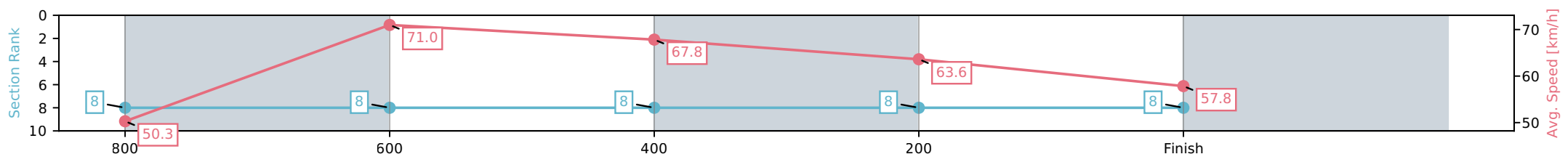
Race 4: Nine Gold Coast News Class 6 Handicap - 1000m

06 June 2026 - 2:19PM

Track Rating: Good 4, Weather: Fine, Rail Position: +6m 900m-W/Post, +3m Remainder



Section	L1000	L800	L600	L400	L200
Section Times	0:59.14 (0:14.71)	0:44.43 [8] (0:10.11)	0:34.32 [8] (0:10.58)	0:23.74 [8] (0:11.33)	0:12.41 [8] (0:12.41)
Average Speed [km/h]	50.3	71.0	67.8	63.6	57.8
Top Speed [km/h]	71.6	72.1	70.7	66.9	62.9
Avg. Dist. to Rail [m]	9.2	0.4	0.6	0.5	0.5
Avg. Stride Freq. [Hz]	2.6	2.5	2.4	2.4	2.2
Avg. Stride Length [m]	6.8	8.0	7.8	7.6	7.3



[ ] Ranking at each section and finish  
 -:-:- No data available at this section  
 NA No data available



Aquis Park Gold Coast QLD -  
Race 5: Leda Class 2 Handicap - 1000m  
06 June 2026 - 2:54PM



Track Rating: Good 4, Weather: Fine, Rail Position: +6m 900m-W/Post, +3m Remainder

Field Times (Race Tempo) 0:57.19 (0:13.54) 0:43.65 (0:10.22) 0:33.43 (0:10.79) 0:22.64 (0:11.10) 0:11.54 (0:11.54)

Rank	TAB#	Horse	Overall Time	First 400m	Top Speed km/h (Section)	L1000	L800	L600	L400	L200			
	(BAR#)	Jockey	Margin (DT-W)	Last 600m	Fastest Section (Time)	Start - 800	800 - 600	600 - 400	400 - 200	200 - Finish			
1	7	Hey Daisy	0:57.19	0:23.97	69.8 (800-600)	0:57.19	0:43.62 [3]	0:33.23 [3]	0:22.41 [4]	0:11.31 [3]			
	(4)	Danny Peisley		0:33.23	800-600 (0:10.39)	(0:13.58)	(0:10.39)	(0:10.82)	(0:11.10)	(0:11.31)			
2	3	Kirksville	0:57.23	0:23.76	71.6 (800-600)	0:57.23	0:43.69 [1]	0:33.47 [1]	0:22.68 [1]	0:11.58 [1]			
	(8)	Chloe Lowe	0.2L (+1)	0:33.47	800-600 (0:10.22)	(0:13.54)	(0:10.22)	(0:10.79)	(0:11.10)	(0:11.58)			
3	9	Ciphertext	0:57.36	0:23.81	71.0 (800-600)	0:57.36	0:43.82 [1]	0:33.54 [2]	0:22.73 [2]	0:11.56 [2]			
	(6)	Courtney Bellamy	1.0L (+1)	0:33.55	800-600 (0:10.27)	(0:13.54)	(0:10.27)	(0:10.81)	(0:11.18)	(0:11.56)			
4	2	Vorkuta	0:57.52	0:24.35	70.8 (800-600)	0:57.52	0:43.64 [7]	0:33.17 [7]	0:22.36 [7]	0:11.33 [7]			
	(5)	Brandon Lerena	1.9L (+4)	0:33.17	800-600 (0:10.47)	(0:13.88)	(0:10.47)	(0:10.81)	(0:11.03)	(0:11.33)			
5	14	Hit	0:57.69	0:24.32	70.6 (800-600)	0:57.69	0:43.95 [5]	0:33.37 [6]	0:22.67 [5]	0:11.55 [5]			
	(1)	Taylor Marshall	3.0L (-1)	0:33.37	800-600 (0:10.58)	(0:13.74)	(0:10.58)	(0:10.70)	(0:11.12)	(0:11.55)			
6	1	Rose Noir	0:57.72	0:24.57	69.5 (800-600)	0:57.72	0:43.74 [8]	0:33.14 [8]	0:22.40 [10]	0:11.40 [9]			
	(10)	Bailey Wheeler	3.2L (+4)	0:33.15	800-600 (0:10.59)	(0:13.98)	(0:10.59)	(0:10.75)	(0:11.00)	(0:11.40)			
7	12	Juste Un Clou	0:57.73	0:24.66	69.0 (600-400)	0:57.73	0:43.68 [10]	0:33.06 [9]	0:22.49 [9]	0:11.59 [6]			
	(7)	Fred Larson	3.2L (+0)	0:33.06	600-400 (0:10.57)	(0:14.05)	(0:10.61)	(0:10.57)	(0:10.90)	(0:11.59)			
8	13	Lucky Man	0:57.81	0:24.68	69.2 (600-400)	0:57.81	0:43.76 [9]	0:33.13 [10]	0:22.61 [8]	0:11.47 [10]			
	(3)	Emily Lang	3.7L (+3)	0:33.13	600-400 (0:10.52)	(0:14.05)	(0:10.63)	(0:10.52)	(0:11.14)	(0:11.47)			
9	4	Sapphire Reign	0:57.94	0:24.28	70.0 (800-600)	0:57.94	0:44.15 [6]	0:33.66 [5]	0:22.92 [6]	0:11.71 [8]			
	(2)	Jett Newman	4.4L (-2)	0:33.66	800-600 (0:10.49)	(0:13.79)	(0:10.49)	(0:10.74)	(0:11.21)	(0:11.71)			
10	15	Li'l Rex	0:58.45	0:24.04	70.3 (1000 - 800)	0:58.45	0:44.84 [4]	0:34.41 [4]	0:23.70 [3]	0:12.39 [4]			
	(9)	Georgina Cartwright	7.4L (+0)	0:34.42	800-600 (0:10.42)	(0:13.62)	(0:10.42)	(0:10.71)	(0:11.32)	(0:12.39)			

Scratched: Voigner (#5), Charlie Tango (#6), Smart 'N' Stylish (#8), Ode To Beauty (#10), Booya Boy (#11)

Report Created: Sat 06 June 2026

(Note: Races are conducted over an approximate distance as close as possible to the advertised distance, and recorded data may vary accordingly. Official times refer to race times only and do not include handicap times.)

[ ] Position in running at each section and finish TAB# Saddle cloth number

Fastest split

:-:-- No data available at this section

BAR# Barrier/Gate Position

Fastest section

NA No data available

DNF Did not finish

DNT Did not track

DT-W Distance travelled compared to winner in metres

Horse/Jockey Name	Hey Daisy/Danny Peisley
Finish Rank	1
Fastest Section Time (Section)	0:10.39 (800-600)
Top Speed [km/h] (Section)	69.8 (800-600)
Race State	Finished



Aquis Park Gold Coast QLD

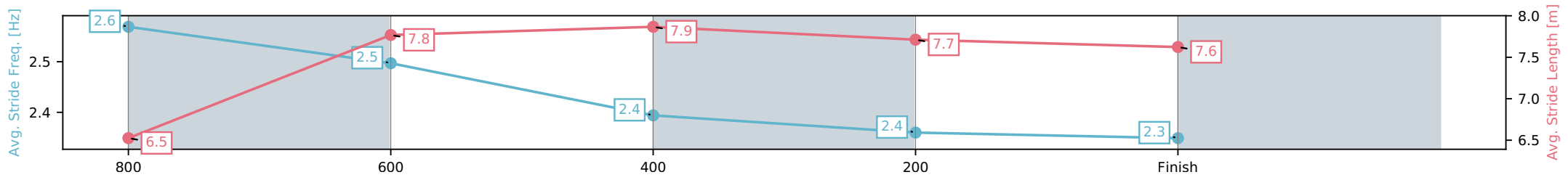
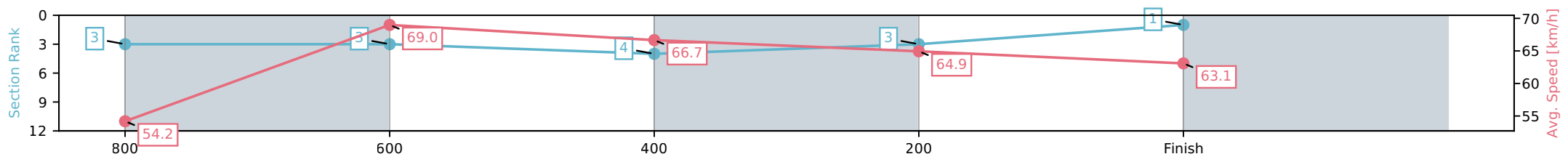
Race 5: Leda Class 2 Handicap - 1000m

06 June 2026 - 2:54PM

Track Rating: Good 4, Weather: Fine, Rail Position: +6m 900m-W/Post, +3m Remainder



Section	L1000	L800	L600	L400	L200
Section Times	0:57.19 (0:13.58)	0:43.62 [3] (0:10.39)	0:33.23 [3] (0:10.82)	0:22.41 [4] (0:11.10)	0:11.31 [3] (0:11.31)
Average Speed [km/h]	54.2	69.0	66.7	64.9	63.1
Top Speed [km/h]	69.1	69.8	68.1	65.5	65.4
Avg. Dist. to Rail [m]	7.2	1.0	0.6	1.8	3.1
Avg. Stride Freq. [Hz]	2.6	2.5	2.4	2.4	2.3
Avg. Stride Length [m]	6.5	7.8	7.9	7.7	7.6



[ ] Ranking at each section and finish  
 -:-:- No data available at this section  
 NA No data available

Horse/Jockey Name	Kirksville/Chloe Lowe
Finish Rank	2
Fastest Section Time (Section)	0:10.22 (800-600)
Top Speed [km/h] (Section)	71.6 (800-600)
Race State	Finished



Aquis Park Gold Coast QLD

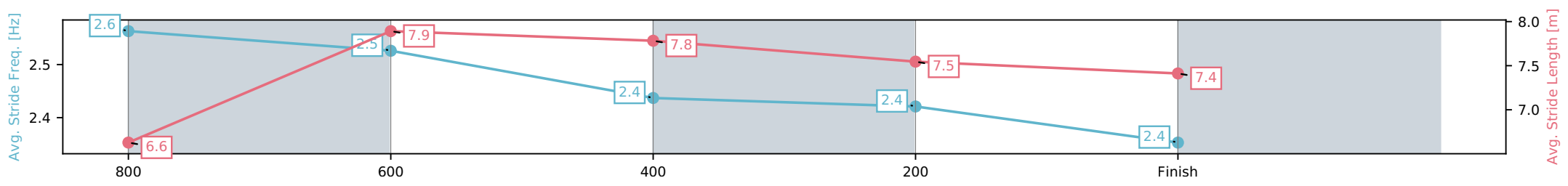
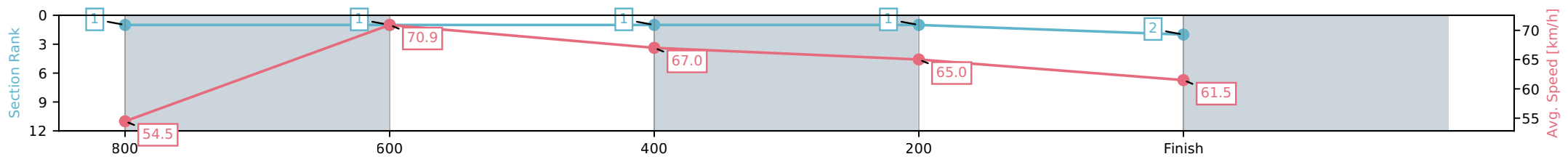
Race 5: Leda Class 2 Handicap - 1000m

06 June 2026 - 2:54PM

Track Rating: Good 4, Weather: Fine, Rail Position: +6m 900m-W/Post, +3m Remainder



Section	L1000	L800	L600	L400	L200
Section Times	0:57.23 (0:13.54)	0:43.69 [1] (0:10.22)	0:33.47 [1] (0:10.79)	0:22.68 [1] (0:11.10)	0:11.58 [1] (0:11.58)
Average Speed [km/h]	54.5	70.9	67.0	65.0	61.5
Top Speed [km/h]	70.9	71.6	69.2	65.7	64.4
Avg. Dist. to Rail [m]	10.2	1.9	1.2	1.9	0.9
Avg. Stride Freq. [Hz]	2.6	2.5	2.4	2.4	2.4
Avg. Stride Length [m]	6.6	7.9	7.8	7.5	7.4



[ ] Ranking at each section and finish  
 -:-:- No data available at this section  
 NA No data available

Horse/Jockey Name	Ciphertext/Courtney Bellamy
Finish Rank	3
Fastest Section Time (Section)	0:10.27 (800-600)
Top Speed [km/h] (Section)	71.0 (800-600)
Race State	Finished



Aquis Park Gold Coast QLD

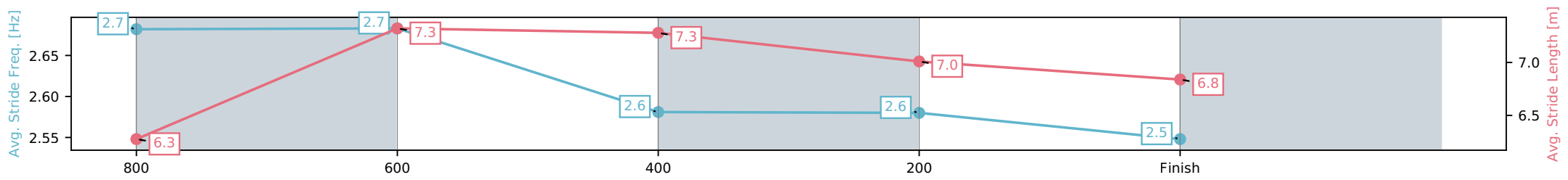
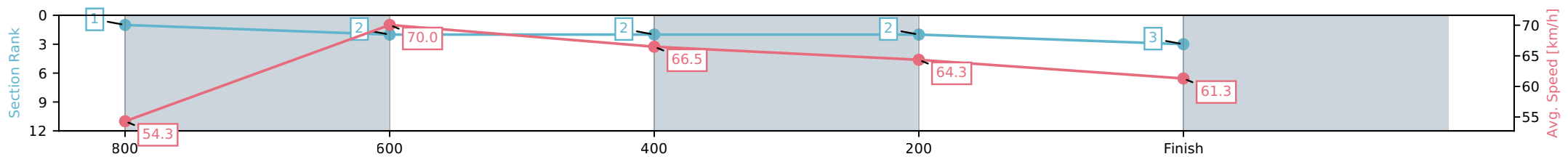
Race 5: Leda Class 2 Handicap - 1000m

06 June 2026 - 2:54PM

Track Rating: Good 4, Weather: Fine, Rail Position: +6m 900m-W/Post, +3m Remainder



Section	L1000	L800	L600	L400	L200
Section Times	0:57.36 (0:13.54)	0:43.82 [1] (0:10.27)	0:33.54 [2] (0:10.81)	0:22.73 [2] (0:11.18)	0:11.56 [2] (0:11.56)
Average Speed [km/h]	54.3	70.0	66.5	64.3	61.3
Top Speed [km/h]	69.3	71.0	67.9	66.5	65.0
Avg. Dist. to Rail [m]	8.7	0.5	0.6	0.9	1.0
Avg. Stride Freq. [Hz]	2.7	2.7	2.6	2.6	2.5
Avg. Stride Length [m]	6.3	7.3	7.3	7.0	6.8



[ ] Ranking at each section and finish  
 -:-:- No data available at this section  
 NA No data available

Horse/Jockey Name	Vorkuta/Brandon Lerena
Finish Rank	4
Fastest Section Time (Section)	0:10.47 (800-600)
Top Speed [km/h] (Section)	70.8 (800-600)
Race State	Finished



Aquis Park Gold Coast QLD

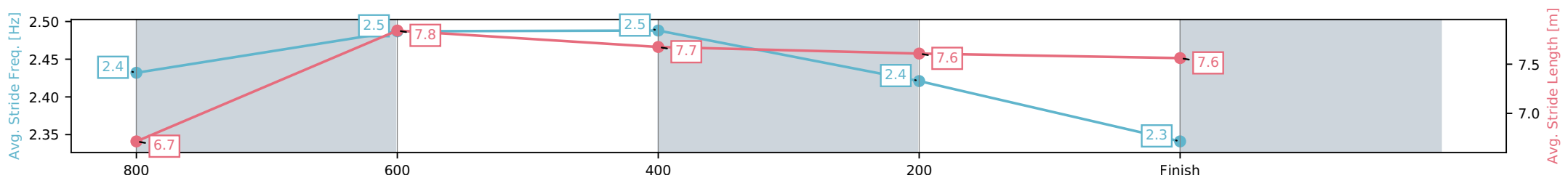
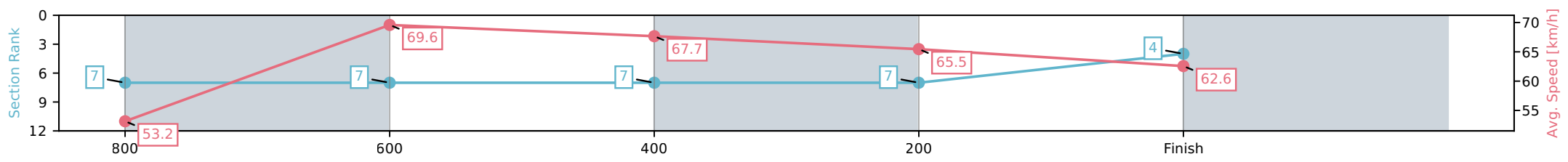
Race 5: Leda Class 2 Handicap - 1000m

06 June 2026 - 2:54PM

Track Rating: Good 4, Weather: Fine, Rail Position: +6m 900m-W/Post, +3m Remainder



Section	L1000	L800	L600	L400	L200
Section Times	0:57.52 (0:13.88)	0:43.64 [7] (0:10.47)	0:33.17 [7] (0:10.81)	0:22.36 [7] (0:11.03)	0:11.33 [7] (0:11.33)
Average Speed [km/h]	53.2	69.6	67.7	65.5	62.6
Top Speed [km/h]	69.6	70.8	69.6	67.5	65.2
Avg. Dist. to Rail [m]	8.5	3.0	3.1	2.7	3.4
Avg. Stride Freq. [Hz]	2.4	2.5	2.5	2.4	2.3
Avg. Stride Length [m]	6.7	7.8	7.7	7.6	7.6



[ ] Ranking at each section and finish  
 -:-:- No data available at this section  
 NA No data available

Horse/Jockey Name	Hit/Taylor Marshall
Finish Rank	5
Fastest Section Time (Section)	0:10.58 (800-600)
Top Speed [km/h] (Section)	70.6 (800-600)
Race State	Finished



Aquis Park Gold Coast QLD

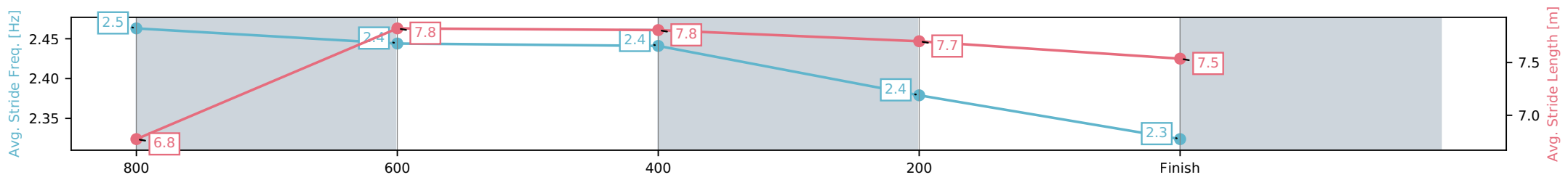
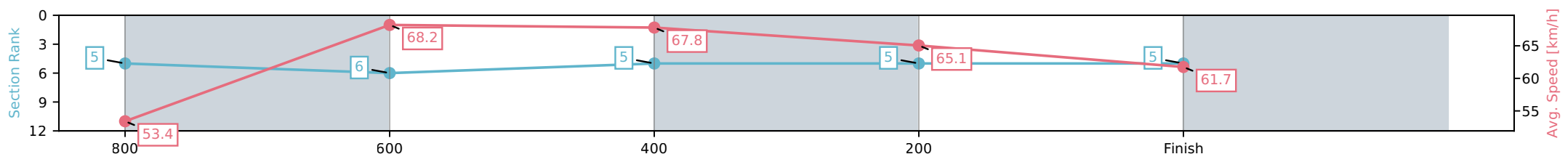
Race 5: Leda Class 2 Handicap - 1000m

06 June 2026 - 2:54PM

Track Rating: Good 4, Weather: Fine, Rail Position: +6m 900m-W/Post, +3m Remainder



Section	L1000	L800	L600	L400	L200
Section Times	0:57.69 (0:13.74)	0:43.95 [5] (0:10.58)	0:33.37 [6] (0:10.70)	0:22.67 [5] (0:11.12)	0:11.55 [5] (0:11.55)
Average Speed [km/h]	53.4	68.2	67.8	65.1	61.7
Top Speed [km/h]	69.0	70.6	69.4	65.9	64.1
Avg. Dist. to Rail [m]	5.7	0.7	1.5	2.9	2.6
Avg. Stride Freq. [Hz]	2.5	2.4	2.4	2.4	2.3
Avg. Stride Length [m]	6.8	7.8	7.8	7.7	7.5



[ ] Ranking at each section and finish  
 -:-:- No data available at this section  
 NA No data available

Horse/Jockey Name	Rose Noir/Bailey Wheeler
Finish Rank	6
Fastest Section Time (Section)	0:10.59 (800-600)
Top Speed [km/h] (Section)	69.5 (800-600)
Race State	Finished



Aquis Park Gold Coast QLD

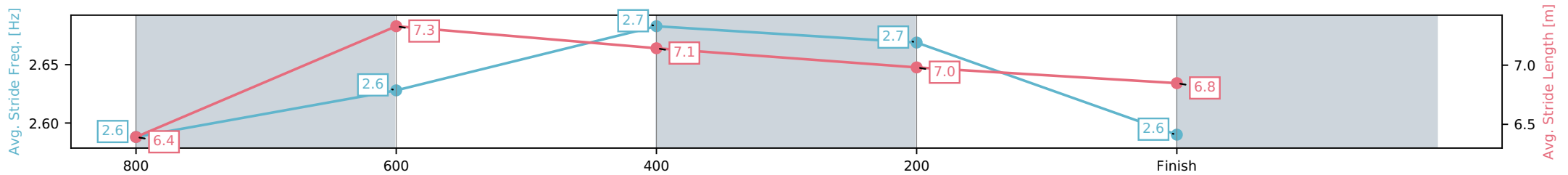
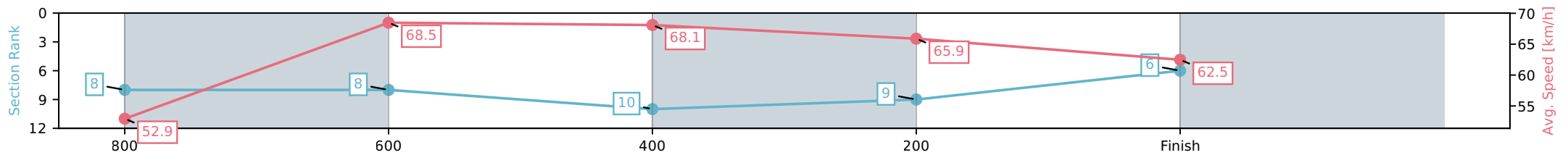
Race 5: Leda Class 2 Handicap - 1000m

06 June 2026 - 2:54PM

Track Rating: Good 4, Weather: Fine, Rail Position: +6m 900m-W/Post, +3m Remainder



Section	L1000	L800	L600	L400	L200
Section Times	0:57.72 (0:13.98)	0:43.74 [8] (0:10.59)	0:33.14 [8] (0:10.75)	0:22.40 [10] (0:11.00)	0:11.40 [9] (0:11.40)
Average Speed [km/h]	52.9	68.5	68.1	65.9	62.5
Top Speed [km/h]	68.4	69.5	68.9	66.9	64.8
Avg. Dist. to Rail [m]	11.5	1.8	3.0	7.3	7.5
Avg. Stride Freq. [Hz]	2.6	2.6	2.7	2.7	2.6
Avg. Stride Length [m]	6.4	7.3	7.1	7.0	6.8



- [ ] Ranking at each section and finish
- :-:- No data available at this section
- NA No data available

Horse/Jockey Name	Juste Un Clou/Fred Larson
Finish Rank	7
Fastest Section Time (Section)	0:10.57 (600-400)
Top Speed [km/h] (Section)	69.0 (600-400)
Race State	Finished



Aquis Park Gold Coast QLD

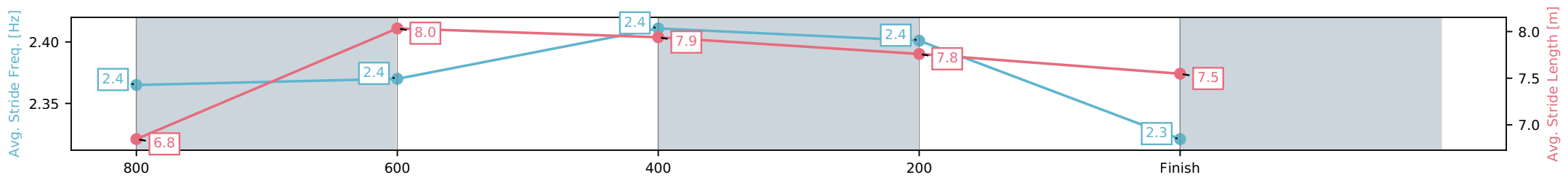
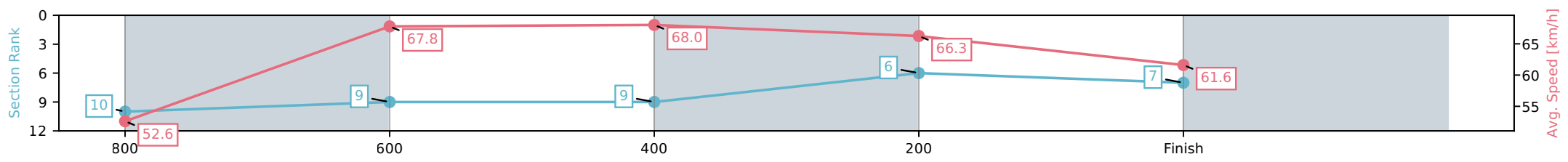
Race 5: Leda Class 2 Handicap - 1000m

06 June 2026 - 2:54PM

Track Rating: Good 4, Weather: Fine, Rail Position: +6m 900m-W/Post, +3m Remainder



Section	L1000	L800	L600	L400	L200
Section Times	0:57.73 (0:14.05)	0:43.68 [10] (0:10.61)	0:33.06 [9] (0:10.57)	0:22.49 [9] (0:10.90)	0:11.59 [6] (0:11.59)
Average Speed [km/h]	52.6	67.8	68.0	66.3	61.6
Top Speed [km/h]	68.1	68.6	69.0	67.4	64.3
Avg. Dist. to Rail [m]	8.7	0.4	0.5	3.7	4.0
Avg. Stride Freq. [Hz]	2.4	2.4	2.4	2.4	2.3
Avg. Stride Length [m]	6.8	8.0	7.9	7.8	7.5



[ ] Ranking at each section and finish  
 -:-:- No data available at this section  
 NA No data available

Horse/Jockey Name	Lucky Man/Emily Lang
Finish Rank	8
Fastest Section Time (Section)	0:10.52 (600-400)
Top Speed [km/h] (Section)	69.2 (600-400)
Race State	Finished



Aquis Park Gold Coast QLD

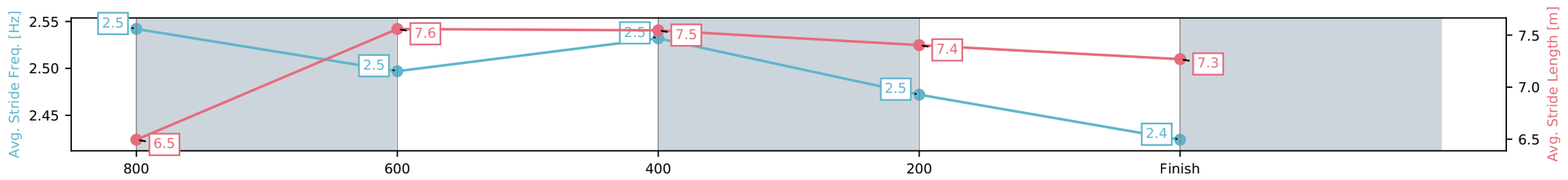
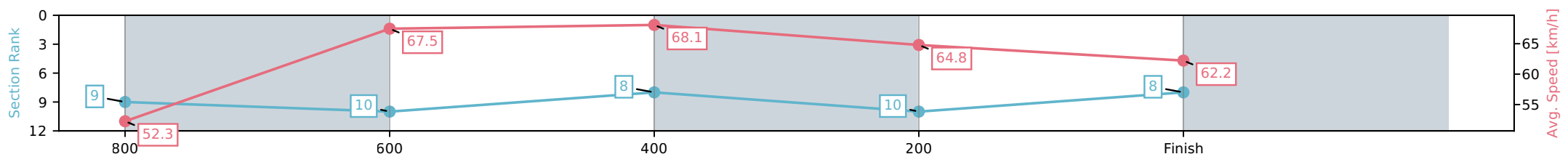
Race 5: Leda Class 2 Handicap - 1000m

06 June 2026 - 2:54PM

Track Rating: Good 4, Weather: Fine, Rail Position: +6m 900m-W/Post, +3m Remainder



Section	L1000	L800	L600	L400	L200
Section Times	0:57.81 (0:14.05)	0:43.76 [9] (0:10.63)	0:33.13 [10] (0:10.52)	0:22.61 [8] (0:11.14)	0:11.47 [10] (0:11.47)
Average Speed [km/h]	52.3	67.5	68.1	64.8	62.2
Top Speed [km/h]	67.2	68.1	69.2	66.5	63.9
Avg. Dist. to Rail [m]	6.2	1.2	1.1	1.1	0.2
Avg. Stride Freq. [Hz]	2.5	2.5	2.5	2.5	2.4
Avg. Stride Length [m]	6.5	7.6	7.5	7.4	7.3



[ ] Ranking at each section and finish  
 -:-:- No data available at this section  
 NA No data available

Horse/Jockey Name	Sapphire Reign/Jett Newman
Finish Rank	9
Fastest Section Time (Section)	0:10.49 (800-600)
Top Speed [km/h] (Section)	70.0 (800-600)
Race State	Finished



Aquis Park Gold Coast QLD

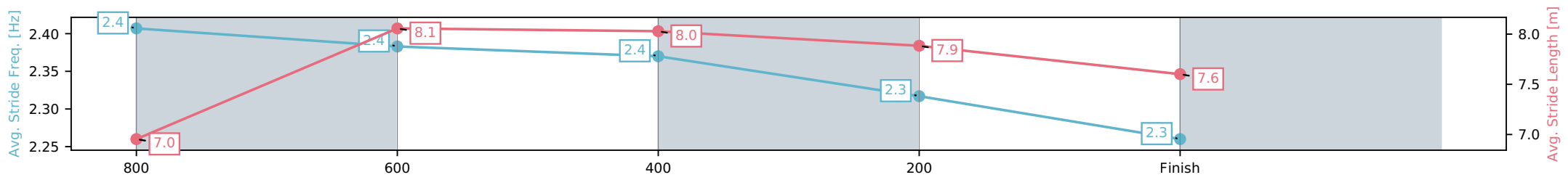
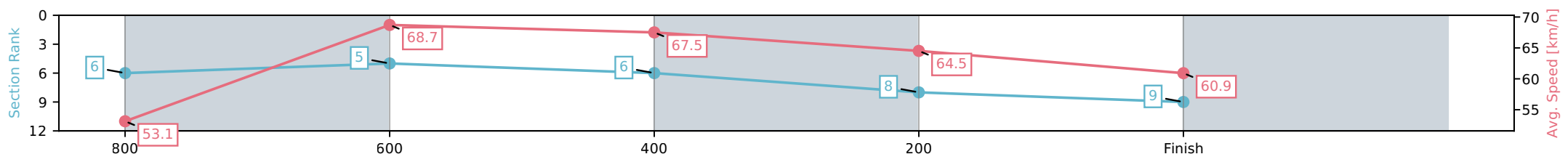
Race 5: Leda Class 2 Handicap - 1000m

06 June 2026 - 2:54PM

Track Rating: Good 4, Weather: Fine, Rail Position: +6m 900m-W/Post, +3m Remainder



Section	L1000	L800	L600	L400	L200
Section Times	0:57.94 (0:13.79)	0:44.15 [6] (0:10.49)	0:33.66 [5] (0:10.74)	0:22.92 [6] (0:11.21)	0:11.71 [8] (0:11.71)
Average Speed [km/h]	53.1	68.7	67.5	64.5	60.9
Top Speed [km/h]	67.8	70.0	68.8	66.7	62.1
Avg. Dist. to Rail [m]	5.1	0.8	1.4	3.4	4.6
Avg. Stride Freq. [Hz]	2.4	2.4	2.4	2.3	2.3
Avg. Stride Length [m]	7.0	8.1	8.0	7.9	7.6



- [ ] Ranking at each section and finish
- :-:- No data available at this section
- NA No data available

Horse/Jockey Name	Li'l Rex/Georgina Cartwright
Finish Rank	10
Fastest Section Time (Section)	0:10.42 (800-600)
Top Speed [km/h] (Section)	70.3 (1000 - 800)
Race State	Finished



Aquis Park Gold Coast QLD

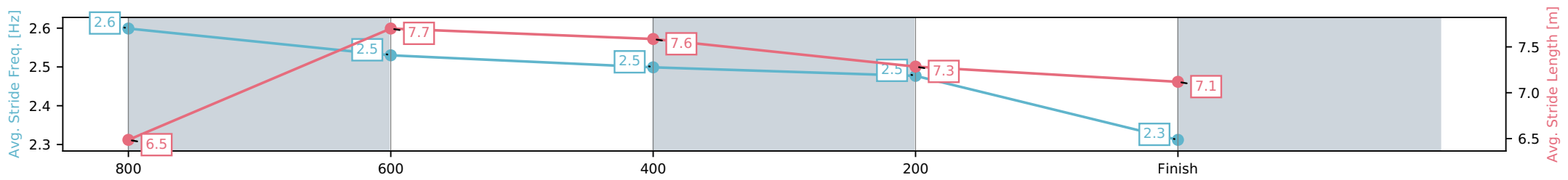
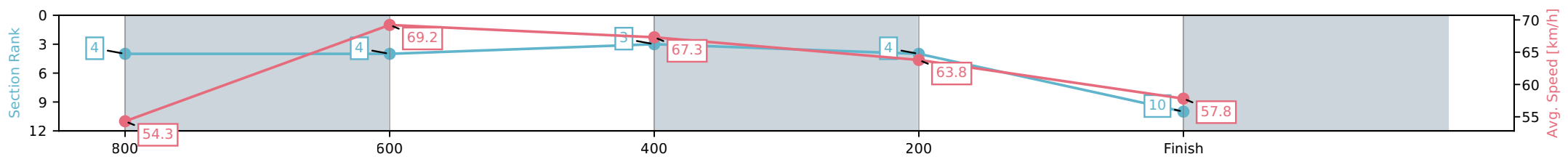
Race 5: Leda Class 2 Handicap - 1000m

06 June 2026 - 2:54PM

Track Rating: Good 4, Weather: Fine, Rail Position: +6m 900m-W/Post, +3m Remainder



Section	L1000	L800	L600	L400	L200
Section Times	0:58.45 (0:13.62)	0:44.84 [4] (0:10.42)	0:34.41 [4] (0:10.71)	0:23.70 [3] (0:11.32)	0:12.39 [4] (0:12.39)
Average Speed [km/h]	54.3	69.2	67.3	63.8	57.8
Top Speed [km/h]	70.3	70.2	68.6	65.0	63.0
Avg. Dist. to Rail [m]	10.9	0.6	0.9	2.4	2.6
Avg. Stride Freq. [Hz]	2.6	2.5	2.5	2.5	2.3
Avg. Stride Length [m]	6.5	7.7	7.6	7.3	7.1



[ ] Ranking at each section and finish  
 -:-:- No data available at this section  
 NA No data available



# Aquis Park Gold Coast QLD -

Race 6: Qlds Finest Rum - The Bundaberg Rum QTIS Three-Years-Old BM65 Handicap - 1000m

06 June 2026 - 3:29PM

Track Rating: Good 4, Weather: Fine, Rail Position: +6m 900m-W/Post, +3m Remainder



Field Times (Race Tempo)      0:56.54 (0:13.06)    0:43.48 (0:10.12)    0:33.35 (0:10.67)    0:22.69 (0:11.04)    0:11.65 (0:11.65)

Rank	TAB#	Horse	Overall Time	First 400m	Top Speed km/h (Section)	L1000	L800	L600	L400	L200			
	(BAR#)	Jockey	Margin (DT-W)	Last 600m	Fastest Section (Time)	Start - 800	800 - 600	600 - 400	400 - 200	200 - Finish			
1	3	Secret Sort	0:56.54	0:23.51	71.4 (1000 - 800)	0:56.54	0:43.31 [3]	0:33.04 [4]	0:22.42 [4]	0:11.51 [2]			
	(6)	Fiona Sandkuhl		0:33.04	800-600 (0:10.28)	(0:13.23)	(0:10.28)	(0:10.62)	(0:10.91)	(0:11.51)			
2	11	Dialidae	0:56.54	0:23.40	72.5 (800-600)	0:56.54	0:43.24 [4]	0:33.14 [3]	0:22.56 [3]	0:11.65 [1]			
	(7)	Taylor Marshall	0.0L (-8)	0:33.13	800-600 (0:10.10)	(0:13.30)	(0:10.10)	(0:10.57)	(0:10.91)	(0:11.65)			
3	4	Metal Man	0:56.56	0:24.00	71.5 (800-600)	0:56.56	0:42.78 [10]	0:32.56 [9]	0:21.86 [9]	0:11.09 [6]			
	(3)	Corey Sutherland	0.1L (-9)	0:32.57	800-600 (0:10.22)	(0:13.78)	(0:10.22)	(0:10.70)	(0:10.78)	(0:11.09)			
4	2	Seams Logical	0:56.91	0:23.66	73.3 (800-600)	0:56.91	0:43.54 [5]	0:33.25 [6]	0:22.50 [7]	0:11.50 [5]			
	(2)	Chloe Lowe	2.1L (-7)	0:33.24	800-600 (0:10.29)	(0:13.37)	(0:10.29)	(0:10.75)	(0:10.99)	(0:11.50)			
5	1	Satisfied Mugs	0:57.02	0:24.01	71.2 (800-600)	0:57.02	0:43.29 [9]	0:33.02 [10]	0:22.27 [10]	0:11.49 [7]			
	(10)	Benjamin Osmond	2.8L (-7)	0:33.01	800-600 (0:10.28)	(0:13.73)	(0:10.28)	(0:10.75)	(0:10.77)	(0:11.49)			
6	6	Pyrolysis	0:57.15	0:23.59	72.6 (800-600)	0:57.15	0:43.75 [6]	0:33.56 [5]	0:22.80 [6]	0:11.59 [8]			
	(9)	Emily Lang	3.6L (-6)	0:33.56	800-600 (0:10.19)	(0:13.40)	(0:10.19)	(0:10.76)	(0:11.21)	(0:11.59)			
7	8	Charlie Tango	0:57.28	0:23.18	71.4 (800-600)	0:57.28	0:44.22 [1]	0:34.10 [1]	0:23.43 [1]	0:12.10 [4]			
	(4)	Anthony Allen	4.3L (-11)	0:34.09	800-600 (0:10.12)	(0:13.06)	(0:10.12)	(0:10.67)	(0:11.32)	(0:12.10)			
8	5	Switch The Stars	0:57.33	0:23.25	74.1 (1000 - 800)	0:57.33	0:44.20 [2]	0:34.08 [2]	0:23.39 [2]	0:12.21 [3]			
	(8)	Bella Youngberry	4.7L (-6)	0:34.07	800-600 (0:10.12)	(0:13.13)	(0:10.12)	(0:10.69)	(0:11.17)	(0:12.21)			
9	10	Ode To Beauty	0:57.58	0:23.73	70.5 (800-600)	0:57.58	0:44.12 [7]	0:33.86 [7]	0:23.24 [5]	0:12.01 [9]			
	(1)	Courtney Bellamy	6.1L (-4)	0:33.87	800-600 (0:10.27)	(0:13.46)	(0:10.27)	(0:10.62)	(0:11.24)	(0:12.01)			
10	9	Hello Punters	0:57.70	0:23.81	71.8 (800-600)	0:57.70	0:44.16 [8]	0:33.89 [8]	0:23.04 [8]	0:11.98 [10]			
	(5)	Charlie Bennett	6.8L (-7)	0:33.89	800-600 (0:10.27)	(0:13.54)	(0:10.27)	(0:10.85)	(0:11.06)	(0:11.98)			

Scratched: Sapphire Reign (#7), Jeans (#12), Cat Call (#13), Steffi Electrica (#14), Outatick (#15), Anabia (#16)

Report Created: Sat 06 June 2026

(Note: Races are conducted over an approximate distance as close as possible to the advertised distance, and recorded data may vary accordingly. Official times refer to race times only and do not include handicap times.)

[ ] Position in running at each section and finish    TAB# Saddle cloth number

:-:-- No data available at this section

NA No data available

DNT Did not track

BAR# Barrier/Gate Position

DNF Did not finish

DT-W Distance travelled compared to winner in metres

Fastest split

Fastest section

data processed by



Horse/Jockey Name	Secret Sort/Fiona Sandkuhl
Finish Rank	1
Fastest Section Time (Section)	0:10.28 (800-600)
Top Speed [km/h] (Section)	71.4 (1000 - 800)
Race State	Finished



Aquis Park Gold Coast QLD

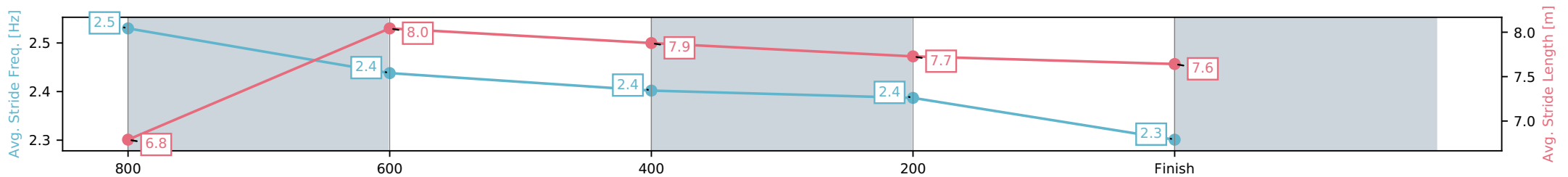
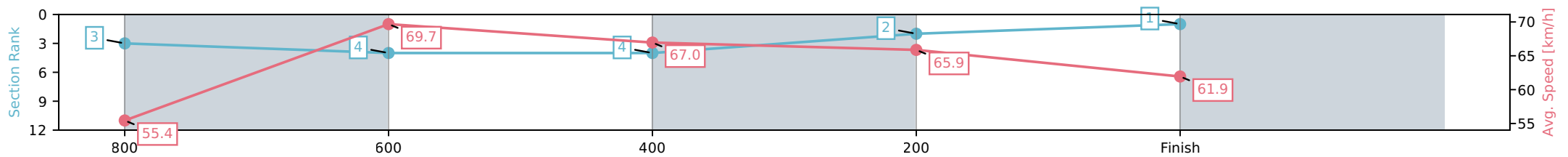
Race 6: Qlds Finest Rum - The Bundaberg Rum QTIS Three-Years-Old BM65 Handicap - 1000m

06 June 2026 - 3:29PM

Track Rating: Good 4, Weather: Fine, Rail Position: +6m 900m-W/Post, +3m Remainder



Section	L1000	L800	L600	L400	L200
Section Times	0:56.54 (0:13.23)	0:43.31 [3] (0:10.28)	0:33.04 [4] (0:10.62)	0:22.42 [4] (0:10.91)	0:11.51 [2] (0:11.51)
Average Speed [km/h]	55.4	69.7	67.0	65.9	61.9
Top Speed [km/h]	71.4	71.3	69.3	66.6	64.0
Avg. Dist. to Rail [m]	7.8	1.6	2.1	2.0	1.6
Avg. Stride Freq. [Hz]	2.5	2.4	2.4	2.4	2.3
Avg. Stride Length [m]	6.8	8.0	7.9	7.7	7.6



- [ ] Ranking at each section and finish
- :-:- No data available at this section
- NA No data available

Horse/Jockey Name	Dialidae/Taylor Marshall
Finish Rank	2
Fastest Section Time (Section)	0:10.10 (800-600)
Top Speed [km/h] (Section)	72.5 (800-600)
Race State	Finished



Aquis Park Gold Coast QLD

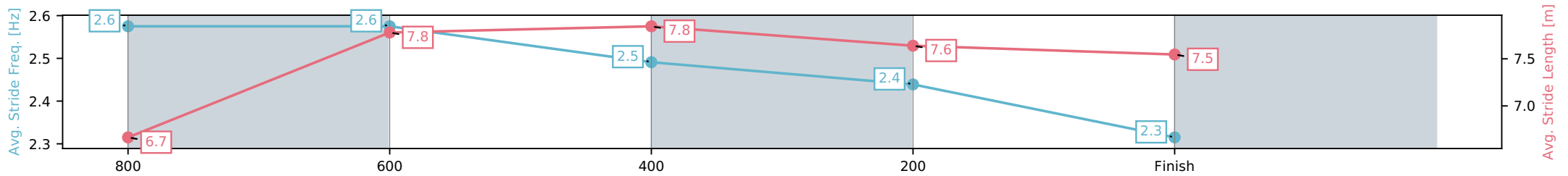
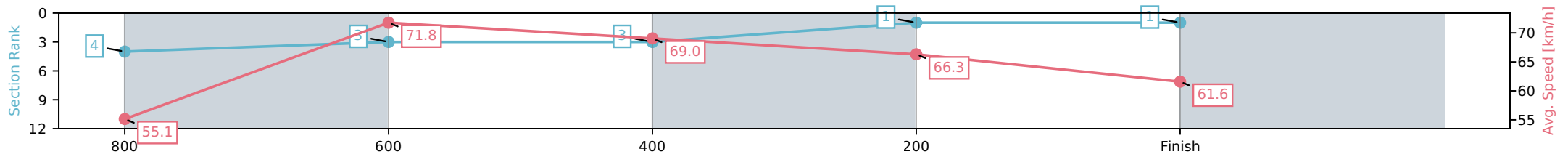
Race 6: Qlds Finest Rum - The Bundaberg Rum QTIS Three-Years-Old BM65 Handicap - 1000m

06 June 2026 - 3:29PM

Track Rating: Good 4, Weather: Fine, Rail Position: +6m 900m-W/Post, +3m Remainder



Section	L1000	L800	L600	L400	L200
Section Times	0:56.54 (0:13.30)	0:43.24 [4] (0:10.10)	0:33.14 [3] (0:10.57)	0:22.56 [3] (0:10.91)	0:11.65 [1] (0:11.65)
Average Speed [km/h]	55.1	71.8	69.0	66.3	61.6
Top Speed [km/h]	69.6	72.5	71.4	67.5	64.4
Avg. Dist. to Rail [m]	9.0	1.8	2.5	4.1	3.6
Avg. Stride Freq. [Hz]	2.6	2.6	2.5	2.4	2.3
Avg. Stride Length [m]	6.7	7.8	7.8	7.6	7.5



- [ ] Ranking at each section and finish
- :-:- No data available at this section
- NA No data available

Horse/Jockey Name	Metal Man/Corey Sutherland
Finish Rank	3
Fastest Section Time (Section)	0:10.22 (800-600)
Top Speed [km/h] (Section)	71.5 (800-600)
Race State	Finished



Aquis Park Gold Coast QLD

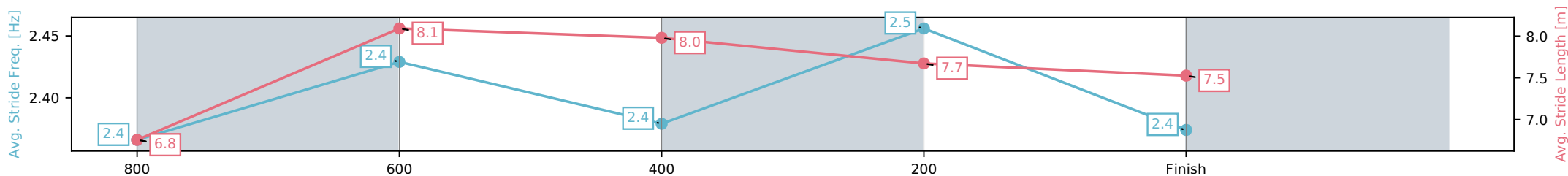
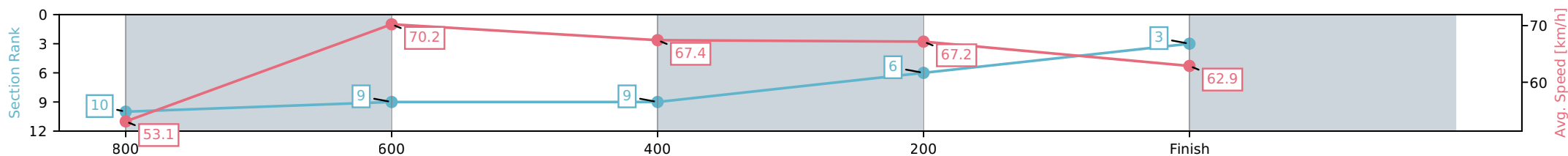
Race 6: Qlds Finest Rum - The Bundaberg Rum QTIS Three-Years-Old BM65 Handicap - 1000m

06 June 2026 - 3:29PM

Track Rating: Good 4, Weather: Fine, Rail Position: +6m 900m-W/Post, +3m Remainder



Section	L1000	L800	L600	L400	L200
Section Times	0:56.56 (0:13.78)	0:42.78 [10] (0:10.22)	0:32.56 [9] (0:10.70)	0:21.86 [9] (0:10.78)	0:11.09 [6] (0:11.09)
Average Speed [km/h]	53.1	70.2	67.4	67.2	62.9
Top Speed [km/h]	68.6	71.5	68.3	68.0	65.6
Avg. Dist. to Rail [m]	6.5	0.7	0.5	6.3	9.5
Avg. Stride Freq. [Hz]	2.4	2.4	2.4	2.5	2.4
Avg. Stride Length [m]	6.8	8.1	8.0	7.7	7.5



- [ ] Ranking at each section and finish
- :-:- No data available at this section
- NA No data available

Horse/Jockey Name	Seams Logical/Chloe Lowe
Finish Rank	4
Fastest Section Time (Section)	0:10.29 (800-600)
Top Speed [km/h] (Section)	73.3 (800-600)
Race State	Finished



Aquis Park Gold Coast QLD

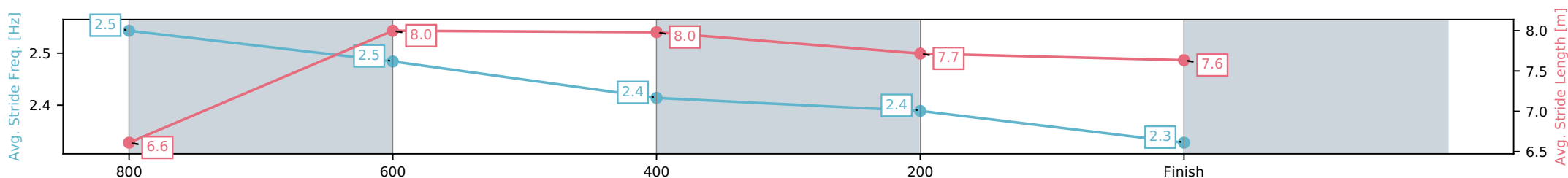
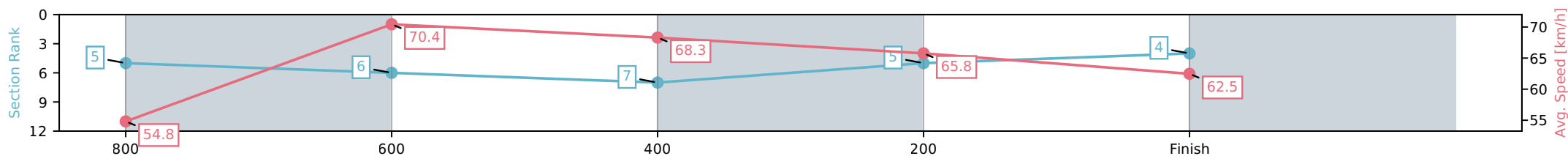
Race 6: Qlds Finest Rum - The Bundaberg Rum QTIS Three-Years-Old BM65 Handicap - 1000m

06 June 2026 - 3:29PM

Track Rating: Good 4, Weather: Fine, Rail Position: +6m 900m-W/Post, +3m Remainder



Section	L1000	L800	L600	L400	L200
Section Times	0:56.91 (0:13.37)	0:43.54 [5] (0:10.29)	0:33.25 [6] (0:10.75)	0:22.50 [7] (0:10.99)	0:11.50 [5] (0:11.50)
Average Speed [km/h]	54.8	70.4	68.3	65.8	62.5
Top Speed [km/h]	72.6	73.3	70.9	66.3	64.7
Avg. Dist. to Rail [m]	6.2	2.2	3.5	3.0	0.8
Avg. Stride Freq. [Hz]	2.5	2.5	2.4	2.4	2.3
Avg. Stride Length [m]	6.6	8.0	8.0	7.7	7.6



- [ ] Ranking at each section and finish
- :-:- No data available at this section
- NA No data available

Horse/Jockey Name	Satisfied Mugs/Benjamin Osmond
Finish Rank	5
Fastest Section Time (Section)	0:10.28 (800-600)
Top Speed [km/h] (Section)	71.2 (800-600)
Race State	Finished



Aquis Park Gold Coast QLD

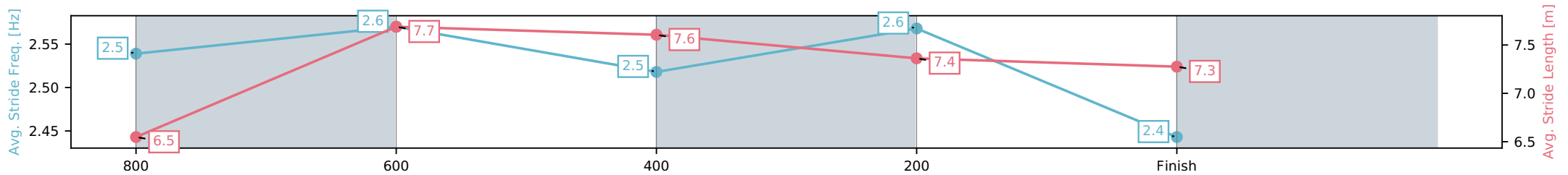
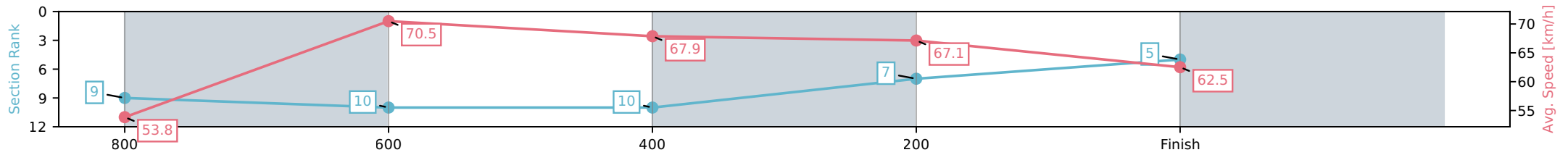
Race 6: Qlds Finest Rum - The Bundaberg Rum QTIS Three-Years-Old BM65 Handicap - 1000m

06 June 2026 - 3:29PM

Track Rating: Good 4, Weather: Fine, Rail Position: +6m 900m-W/Post, +3m Remainder



Section	L1000	L800	L600	L400	L200
Section Times	0:57.02 (0:13.73)	0:43.29 [9] (0:10.28)	0:33.02 [10] (0:10.75)	0:22.27 [10] (0:10.77)	0:11.49 [7] (0:11.49)
Average Speed [km/h]	53.8	70.5	67.9	67.1	62.5
Top Speed [km/h]	70.2	71.2	68.6	67.9	64.9
Avg. Dist. to Rail [m]	11.8	1.6	2.5	4.1	7.1
Avg. Stride Freq. [Hz]	2.5	2.6	2.5	2.6	2.4
Avg. Stride Length [m]	6.5	7.7	7.6	7.4	7.3



- [ ] Ranking at each section and finish
- :-:- No data available at this section
- NA No data available

Horse/Jockey Name	Pyrolysis/Emily Lang
Finish Rank	6
Fastest Section Time (Section)	0:10.19 (800-600)
Top Speed [km/h] (Section)	72.6 (800-600)
Race State	Finished



Aquis Park Gold Coast QLD

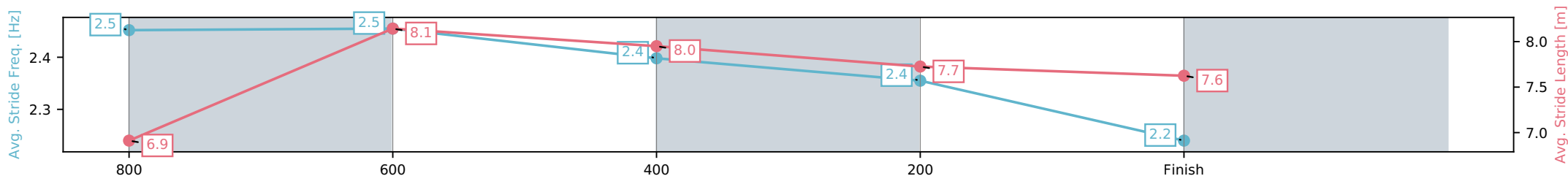
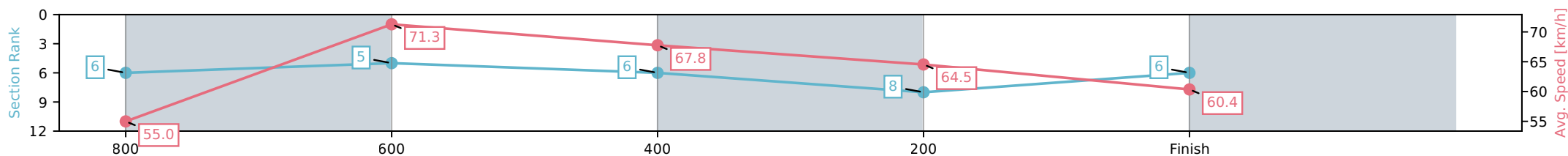
Race 6: Qlds Finest Rum - The Bundaberg Rum QTIS Three-Years-Old BM65 Handicap - 1000m

06 June 2026 - 3:29PM

Track Rating: Good 4, Weather: Fine, Rail Position: +6m 900m-W/Post, +3m Remainder



Section	L1000	L800	L600	L400	L200
Section Times	0:57.15 (0:13.40)	0:43.75 [6] (0:10.19)	0:33.56 [5] (0:10.76)	0:22.80 [6] (0:11.21)	0:11.59 [8] (0:11.59)
Average Speed [km/h]	55.0	71.3	67.8	64.5	60.4
Top Speed [km/h]	70.5	72.6	69.3	65.8	63.2
Avg. Dist. to Rail [m]	11.3	2.5	2.3	3.7	5.6
Avg. Stride Freq. [Hz]	2.5	2.5	2.4	2.4	2.2
Avg. Stride Length [m]	6.9	8.1	8.0	7.7	7.6



- [ ] Ranking at each section and finish
- :-:- No data available at this section
- NA No data available

Horse/Jockey Name	Charlie Tango/Anthony Allen
Finish Rank	7
Fastest Section Time (Section)	0:10.12 (800-600)
Top Speed [km/h] (Section)	71.4 (800-600)
Race State	Finished



Aquis Park Gold Coast QLD

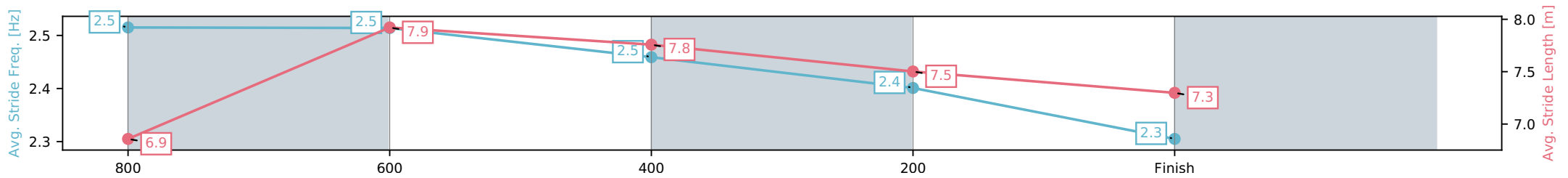
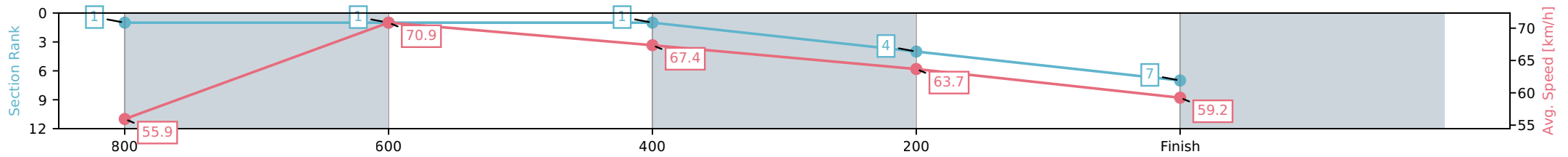
Race 6: Qlds Finest Rum - The Bundaberg Rum QTIS Three-Years-Old BM65 Handicap - 1000m

06 June 2026 - 3:29PM

Track Rating: Good 4, Weather: Fine, Rail Position: +6m 900m-W/Post, +3m Remainder



Section	L1000	L800	L600	L400	L200
Section Times	0:57.28 (0:13.06)	0:44.22 [1] (0:10.12)	0:34.10 [1] (0:10.67)	0:23.43 [1] (0:11.32)	0:12.10 [4] (0:12.10)
Average Speed [km/h]	55.9	70.9	67.4	63.7	59.2
Top Speed [km/h]	71.1	71.4	69.9	65.5	61.2
Avg. Dist. to Rail [m]	6.7	0.9	0.8	1.4	1.6
Avg. Stride Freq. [Hz]	2.5	2.5	2.5	2.4	2.3
Avg. Stride Length [m]	6.9	7.9	7.8	7.5	7.3



- [ ] Ranking at each section and finish
- :-:- No data available at this section
- NA No data available

Horse/Jockey Name	Switch The Stars/Bella Youngberry
Finish Rank	8
Fastest Section Time (Section)	0:10.12 (800-600)
Top Speed [km/h] (Section)	74.1 (1000 - 800)
Race State	Finished



Aquis Park Gold Coast QLD

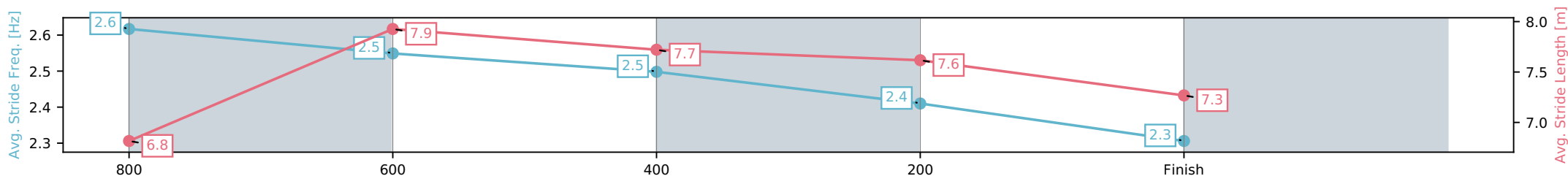
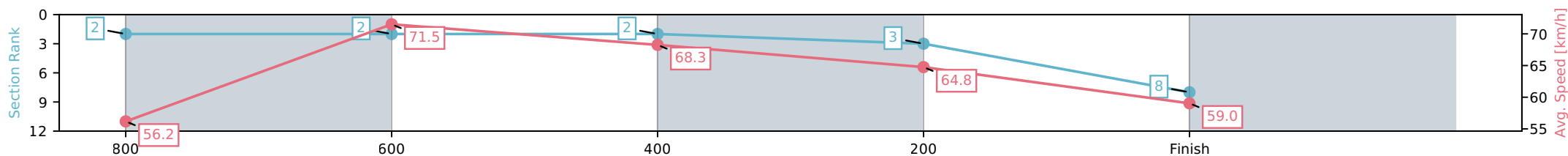
Race 6: Qlds Finest Rum - The Bundaberg Rum QTIS Three-Years-Old BM65 Handicap - 1000m

06 June 2026 - 3:29PM

Track Rating: Good 4, Weather: Fine, Rail Position: +6m 900m-W/Post, +3m Remainder



Section	L1000	L800	L600	L400	L200
Section Times	0:57.33 (0:13.13)	0:44.20 [2] (0:10.12)	0:34.08 [2] (0:10.69)	0:23.39 [2] (0:11.17)	0:12.21 [3] (0:12.21)
Average Speed [km/h]	56.2	71.5	68.3	64.8	59.0
Top Speed [km/h]	74.1	73.4	69.7	67.4	61.9
Avg. Dist. to Rail [m]	9.8	1.6	2.6	3.6	3.2
Avg. Stride Freq. [Hz]	2.6	2.5	2.5	2.4	2.3
Avg. Stride Length [m]	6.8	7.9	7.7	7.6	7.3



- [ ] Ranking at each section and finish
- :-:- No data available at this section
- NA No data available

Horse/Jockey Name	Ode To Beauty/Courtney Bellamy
Finish Rank	9
Fastest Section Time (Section)	0:10.27 (800-600)
Top Speed [km/h] (Section)	70.5 (800-600)
Race State	Finished



Aquis Park Gold Coast QLD

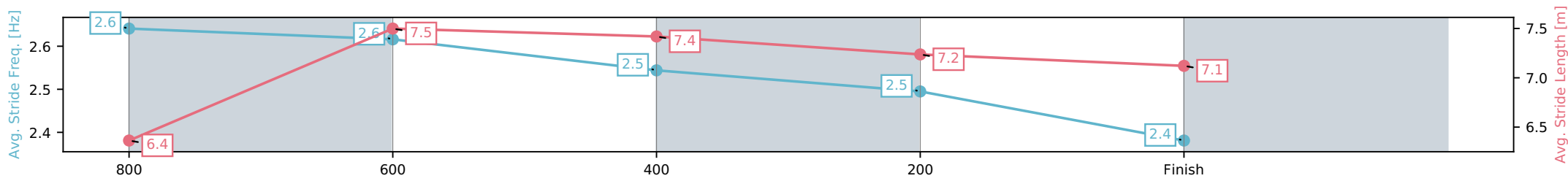
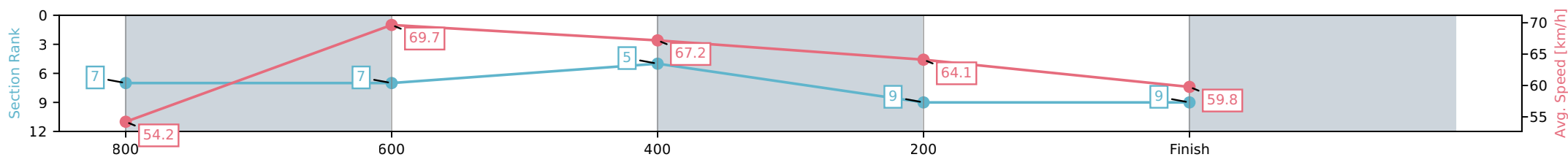
Race 6: Qlds Finest Rum - The Bundaberg Rum QTIS Three-Years-Old BM65 Handicap - 1000m

06 June 2026 - 3:29PM

Track Rating: Good 4, Weather: Fine, Rail Position: +6m 900m-W/Post, +3m Remainder



Section	L1000	L800	L600	L400	L200
Section Times	0:57.58 (0:13.46)	0:44.12 [7] (0:10.27)	0:33.86 [7] (0:10.62)	0:23.24 [5] (0:11.24)	0:12.01 [9] (0:12.01)
Average Speed [km/h]	54.2	69.7	67.2	64.1	59.8
Top Speed [km/h]	70.0	70.5	67.7	65.5	62.0
Avg. Dist. to Rail [m]	5.3	1.9	1.6	0.3	0.6
Avg. Stride Freq. [Hz]	2.6	2.6	2.5	2.5	2.4
Avg. Stride Length [m]	6.4	7.5	7.4	7.2	7.1



- [ ] Ranking at each section and finish
- :-:- No data available at this section
- NA No data available

Horse/Jockey Name	Hello Punters/Charlie Bennett
Finish Rank	10
Fastest Section Time (Section)	0:10.27 (800-600)
Top Speed [km/h] (Section)	71.8 (800-600)
Race State	Finished



Aquis Park Gold Coast QLD

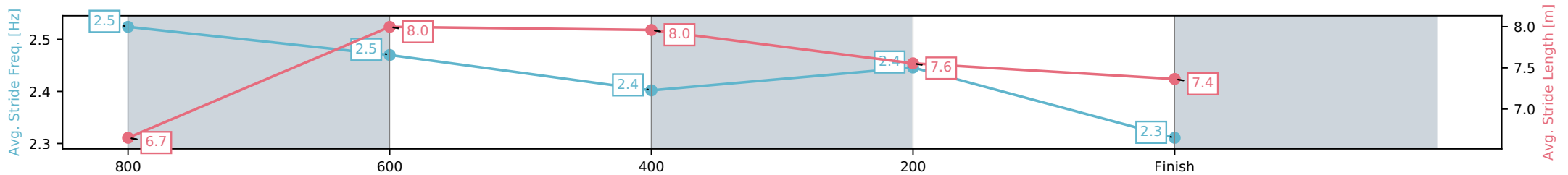
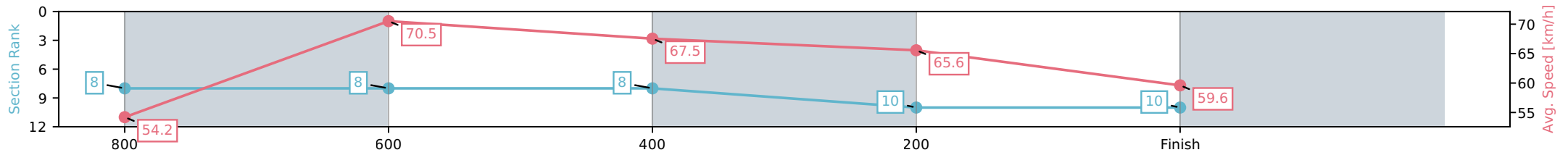
Race 6: Qlds Finest Rum - The Bundaberg Rum QTIS Three-Years-Old BM65 Handicap - 1000m

06 June 2026 - 3:29PM

Track Rating: Good 4, Weather: Fine, Rail Position: +6m 900m-W/Post, +3m Remainder



Section	L1000	L800	L600	L400	L200
Section Times	0:57.70 (0:13.54)	0:44.16 [8] (0:10.27)	0:33.89 [8] (0:10.85)	0:23.04 [8] (0:11.06)	0:11.98 [10] (0:11.98)
Average Speed [km/h]	54.2	70.5	67.5	65.6	59.6
Top Speed [km/h]	69.3	71.8	68.6	66.7	63.4
Avg. Dist. to Rail [m]	6.7	1.7	3.2	5.5	5.5
Avg. Stride Freq. [Hz]	2.5	2.5	2.4	2.4	2.3
Avg. Stride Length [m]	6.7	8.0	8.0	7.6	7.4



- [ ] Ranking at each section and finish
- :-:- No data available at this section
- NA No data available



Horse/Jockey Name	Pocketmoney/Benjamin Osmond
Finish Rank	1
Fastest Section Time (Section)	0:10.92 (400-200)
Top Speed [km/h] (Section)	67.4 (400-200)
Race State	Finished



Aquis Park Gold Coast QLD

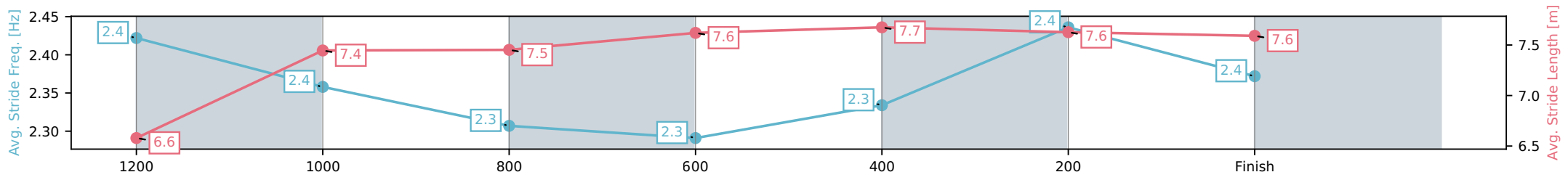
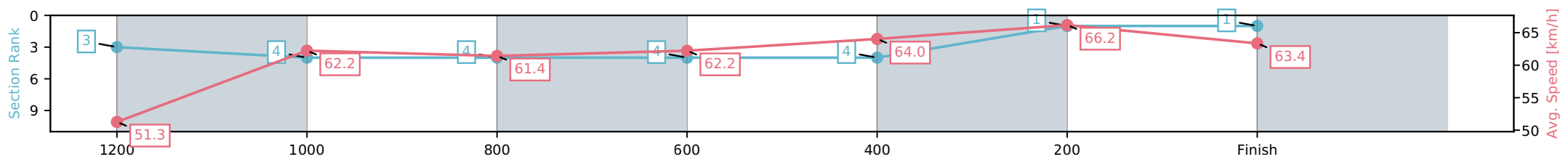
Race 7: XXXX Class 3 Handicap - 1400m

06 June 2026 - 4:10PM

Track Rating: Good 4, Weather: Fine, Rail Position: +6m 900m-W/Post, +3m Remainder



Section	L1400	L1200	L1000	L800	L600	L400	L200
Section Times	1:22.73 (0:14.36)	1:08.37 [3] (0:11.58)	0:56.79 [4] (0:11.79)	0:45.00 [4] (0:11.56)	0:33.44 [4] (0:11.26)	0:22.18 [4] (0:10.92)	0:11.25 [1] (0:11.25)
Average Speed [km/h]	51.3	62.2	61.4	62.2	64.0	66.2	63.4
Top Speed [km/h]	64.0	63.0	62.6	62.7	65.6	67.4	65.6
Avg. Dist. to Rail [m]	6.9	1.9	1.1	0.4	0.8	4.0	4.4
Avg. Stride Freq. [Hz]	2.4	2.4	2.3	2.3	2.3	2.4	2.4
Avg. Stride Length [m]	6.6	7.4	7.5	7.6	7.7	7.6	7.6



[ ] Ranking at each section and finish  
 -:-:- No data available at this section  
 NA No data available

Horse/Jockey Name	More Love/Anthony Allen
Finish Rank	2
Fastest Section Time (Section)	0:11.07 (400-200)
Top Speed [km/h] (Section)	66.4 (400-200)
Race State	Finished



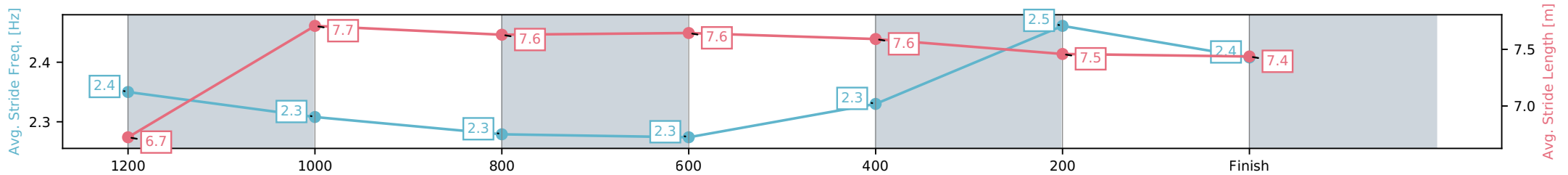
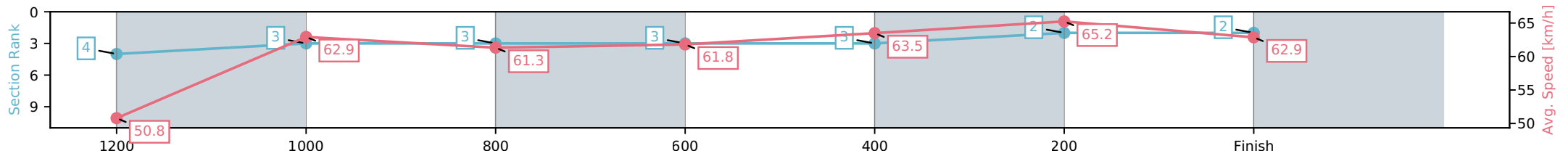
Aquis Park Gold Coast QLD  
Race 7: XXXX Class 3 Handicap - 1400m



06 June 2026 - 4:10PM

Track Rating: Good 4, Weather: Fine, Rail Position: +6m 900m-W/Post, +3m Remainder

Section	L 1400	L 1200	L 1000	L 800	L 600	L 400	L 200
Section Times	1:22.88 (0:14.49)	1:08.39 [4] (0:11.44)	0:56.96 [3] (0:11.71)	0:45.24 [3] (0:11.56)	0:33.68 [3] (0:11.30)	0:22.39 [3] (0:11.07)	0:11.32 [2] (0:11.32)
Average Speed [km/h]	50.8	62.9	61.3	61.8	63.5	65.2	62.9
Top Speed [km/h]	63.3	63.7	62.0	62.5	65.5	66.4	65.3
Avg. Dist. to Rail [m]	5.1	0.4	0.9	1.3	1.0	2.6	2.7
Avg. Stride Freq. [Hz]	2.4	2.3	2.3	2.3	2.3	2.5	2.4
Avg. Stride Length [m]	6.7	7.7	7.6	7.6	7.6	7.5	7.4



- [ ] Ranking at each section and finish
- :-:- No data available at this section
- NA No data available

Horse/Jockey Name	Keiko Say/Scott Sheargold
Finish Rank	3
Fastest Section Time (Section)	0:11.33 (1200-1000)
Top Speed [km/h] (Section)	67.3 (1400 - 1200)
Race State	Finished



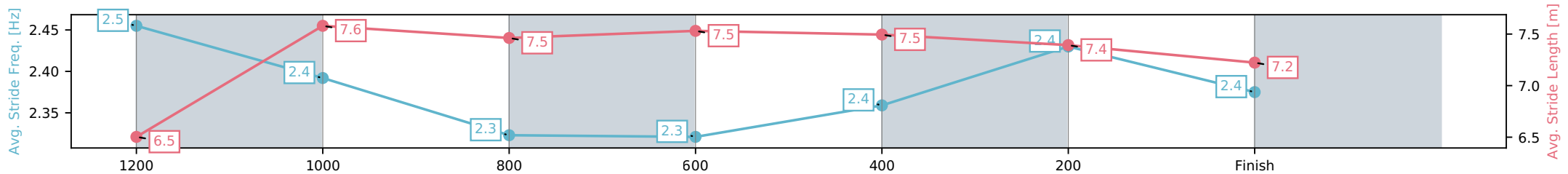
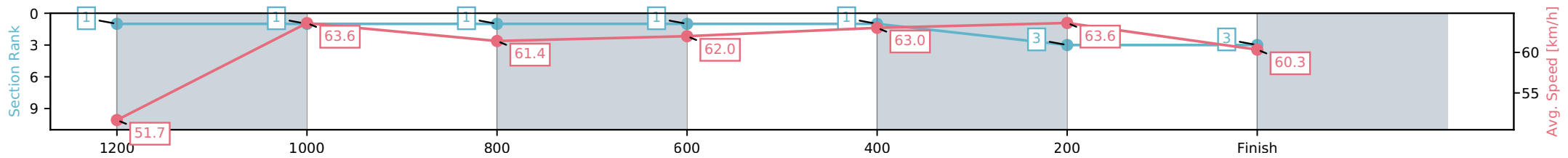
Aquis Park Gold Coast QLD  
Race 7: XXXX Class 3 Handicap - 1400m



06 June 2026 - 4:10PM

Track Rating: Good 4, Weather: Fine, Rail Position: +6m 900m-W/Post, +3m Remainder

Section	L1400	L1200	L1000	L800	L600	L400	L200
Section Times	1:23.47 (0:14.26)	1:09.21 [1] (0:11.33)	0:57.88 [1] (0:11.72)	0:46.16 [1] (0:11.56)	0:34.60 [1] (0:11.47)	0:23.13 [1] (0:11.34)	0:11.78 [3] (0:11.78)
Average Speed [km/h]	51.7	63.6	61.4	62.0	63.0	63.6	60.3
Top Speed [km/h]	67.3	67.2	62.0	62.6	64.7	64.9	62.3
Avg. Dist. to Rail [m]	8.6	1.2	0.5	0.8	0.9	1.7	1.1
Avg. Stride Freq. [Hz]	2.5	2.4	2.3	2.3	2.4	2.4	2.4
Avg. Stride Length [m]	6.5	7.6	7.5	7.5	7.5	7.4	7.2



[ ] Ranking at each section and finish  
 -:-:- No data available at this section  
 NA No data available

Horse/Jockey Name	Chicago King/Brandon Lerena
Finish Rank	4
Fastest Section Time (Section)	0:11.25 (400-200)
Top Speed [km/h] (Section)	65.6 (400-200)
Race State	Finished



Aquis Park Gold Coast QLD

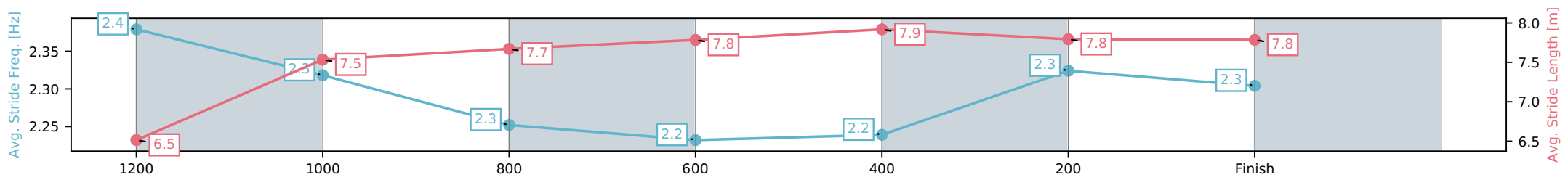
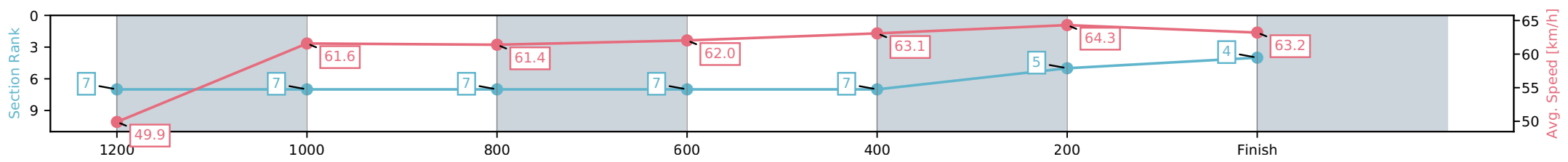
Race 7: XXXX Class 3 Handicap - 1400m

06 June 2026 - 4:10PM

Track Rating: Good 4, Weather: Fine, Rail Position: +6m 900m-W/Post, +3m Remainder



Section	L1400	L1200	L1000	L800	L600	L400	L200
Section Times	1:23.65 (0:14.80)	1:08.85 [7] (0:11.70)	0:57.16 [7] (0:11.71)	0:45.45 [7] (0:11.56)	0:33.89 [7] (0:11.38)	0:22.51 [7] (0:11.25)	0:11.26 [5] (0:11.26)
Average Speed [km/h]	49.9	61.6	61.4	62.0	63.1	64.3	63.2
Top Speed [km/h]	64.1	63.8	62.1	63.9	63.5	65.6	64.7
Avg. Dist. to Rail [m]	8.4	1.5	0.6	0.9	0.8	4.6	5.4
Avg. Stride Freq. [Hz]	2.4	2.3	2.3	2.2	2.2	2.3	2.3
Avg. Stride Length [m]	6.5	7.5	7.7	7.8	7.9	7.8	7.8



[ ] Ranking at each section and finish  
 -:-:- No data available at this section  
 NA No data available

Horse/Jockey Name	Pirate/Taylor Marshall
Finish Rank	5
Fastest Section Time (Section)	0:11.38 (600-400)
Top Speed [km/h] (Section)	65.8 (1200-1000)
Race State	Finished



Aquis Park Gold Coast QLD

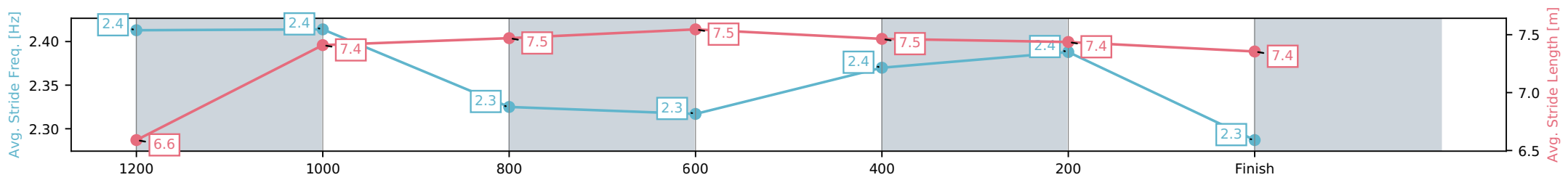
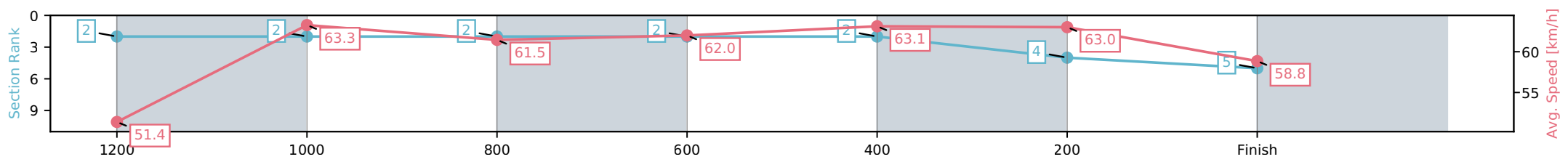
Race 7: XXXX Class 3 Handicap - 1400m

06 June 2026 - 4:10PM

Track Rating: Good 4, Weather: Fine, Rail Position: +6m 900m-W/Post, +3m Remainder



Section	L1400	L1200	L1000	L800	L600	L400	L200
Section Times	1:24.03 (0:14.34)	1:09.69 [2] (0:11.39)	0:58.30 [2] (0:11.75)	0:46.54 [2] (0:11.59)	0:34.95 [2] (0:11.38)	0:23.57 [2] (0:11.46)	0:12.11 [4] (0:12.11)
Average Speed [km/h]	51.4	63.3	61.5	62.0	63.1	63.0	58.8
Top Speed [km/h]	65.7	65.8	62.7	62.6	64.4	63.8	62.5
Avg. Dist. to Rail [m]	10.5	2.4	0.8	0.6	0.6	2.6	3.3
Avg. Stride Freq. [Hz]	2.4	2.4	2.3	2.3	2.4	2.4	2.3
Avg. Stride Length [m]	6.6	7.4	7.5	7.5	7.5	7.4	7.4



[ ] Ranking at each section and finish  
 -:-:- No data available at this section  
 NA No data available

Horse/Jockey Name	Heavenly Impact/Bella Youngberry
Finish Rank	6
Fastest Section Time (Section)	0:11.27 (400-200)
Top Speed [km/h] (Section)	64.9 (400-200)
Race State	Finished



Aquis Park Gold Coast QLD

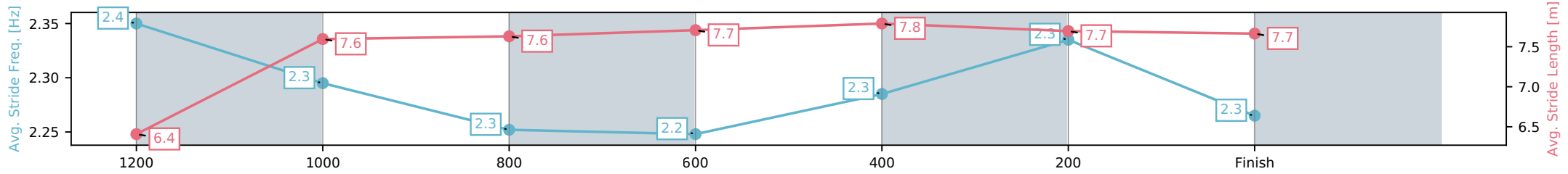
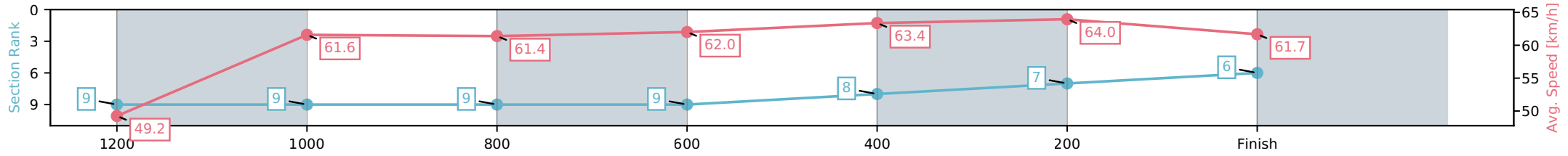
Race 7: XXXX Class 3 Handicap - 1400m

06 June 2026 - 4:10PM

Track Rating: Good 4, Weather: Fine, Rail Position: +6m 900m-W/Post, +3m Remainder



Section	L1400	L1200	L1000	L800	L600	L400	L200
Section Times	1:24.26 (0:15.00)	1:09.26 [9] (0:11.70)	0:57.56 [9] (0:11.75)	0:45.81 [9] (0:11.62)	0:34.19 [9] (0:11.31)	0:22.88 [8] (0:11.27)	0:11.61 [7] (0:11.61)
Average Speed [km/h]	49.2	61.6	61.4	62.0	63.4	64.0	61.7
Top Speed [km/h]	62.2	63.3	62.2	63.7	63.8	64.9	63.2
Avg. Dist. to Rail [m]	9.5	1.3	0.8	0.3	0.7	2.0	4.2
Avg. Stride Freq. [Hz]	2.4	2.3	2.3	2.2	2.3	2.3	2.3
Avg. Stride Length [m]	6.4	7.6	7.6	7.7	7.8	7.7	7.7



[ ] Ranking at each section and finish  
 -:-:- No data available at this section  
 NA No data available

Horse/Jockey Name	Mistressofillusion/Fred Larson
Finish Rank	7
Fastest Section Time (Section)	0:11.44 (600-400)
Top Speed [km/h] (Section)	63.0 (600-400)
Race State	Finished



Aquis Park Gold Coast QLD

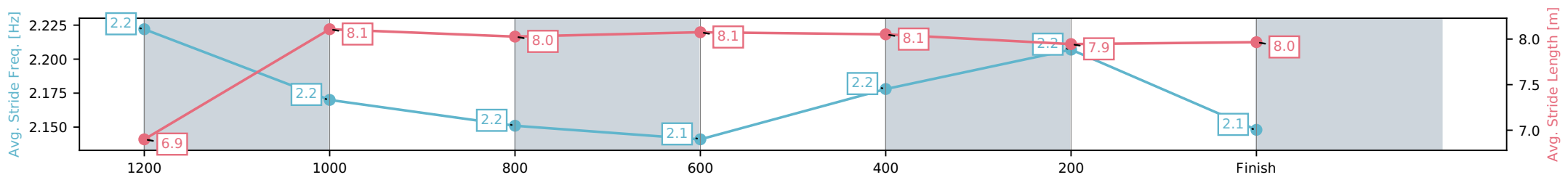
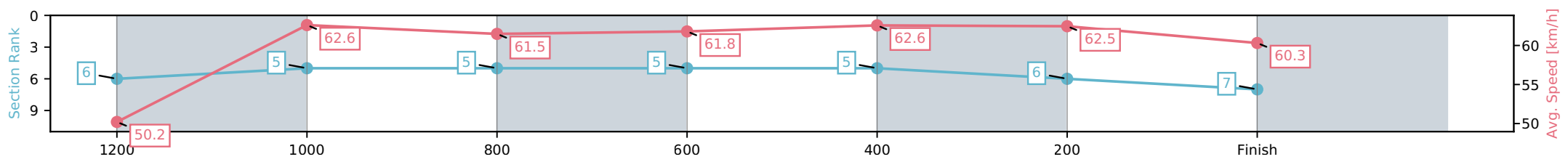
Race 7: XXXX Class 3 Handicap - 1400m

06 June 2026 - 4:10PM

Track Rating: Good 4, Weather: Fine, Rail Position: +6m 900m-W/Post, +3m Remainder



Section	L1400	L1200	L1000	L800	L600	L400	L200
Section Times	1:24.31 (0:14.65)	1:09.66 [6] (0:11.51)	0:58.16 [5] (0:11.72)	0:46.43 [5] (0:11.61)	0:34.82 [5] (0:11.44)	0:23.38 [5] (0:11.54)	0:11.84 [6] (0:11.84)
Average Speed [km/h]	50.2	62.6	61.5	61.8	62.6	62.5	60.3
Top Speed [km/h]	63.0	62.9	62.3	62.6	63.0	62.7	62.0
Avg. Dist. to Rail [m]	4.3	0.6	0.6	0.8	1.0	1.5	3.0
Avg. Stride Freq. [Hz]	2.2	2.2	2.2	2.1	2.2	2.2	2.1
Avg. Stride Length [m]	6.9	8.1	8.0	8.1	8.1	7.9	8.0



- [ ] Ranking at each section and finish
- :-:- No data available at this section
- NA No data available

Horse/Jockey Name	El Paso/Nozi Tomizawa
Finish Rank	8
Fastest Section Time (Section)	0:11.38 (600-400)
Top Speed [km/h] (Section)	64.4 (600-400)
Race State	Finished



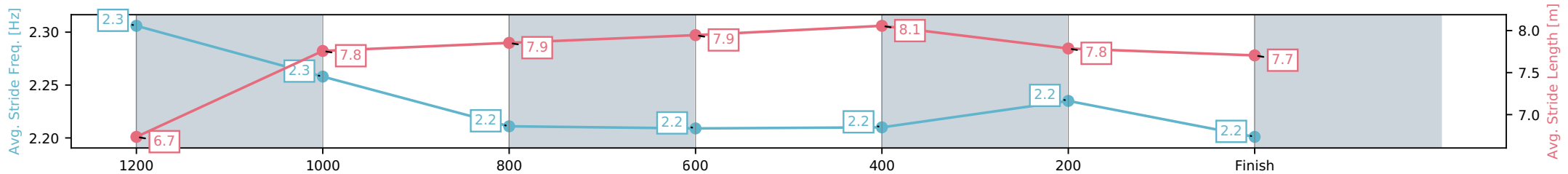
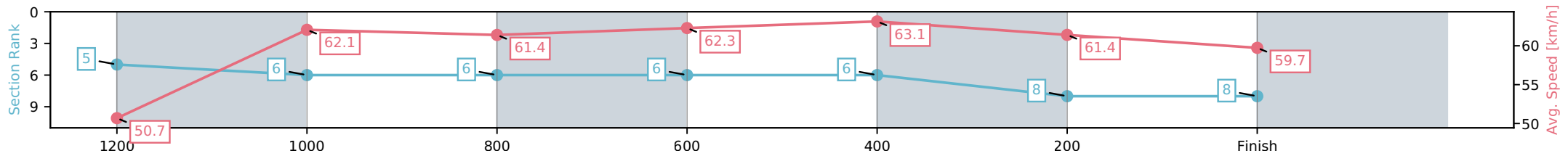
Aquis Park Gold Coast QLD  
Race 7: XXXX Class 3 Handicap - 1400m



06 June 2026 - 4:10PM

Track Rating: Good 4, Weather: Fine, Rail Position: +6m 900m-W/Post, +3m Remainder

Section	L1400	L1200	L1000	L800	L600	L400	L200
Section Times	1:24.47 (0:14.57)	1:09.90 [5] (0:11.63)	0:58.27 [6] (0:11.83)	0:46.44 [6] (0:11.56)	0:34.88 [6] (0:11.38)	0:23.50 [6] (0:11.77)	0:11.72 [8] (0:11.72)
Average Speed [km/h]	50.7	62.1	61.4	62.3	63.1	61.4	59.7
Top Speed [km/h]	63.3	62.9	61.9	63.6	64.4	62.8	61.1
Avg. Dist. to Rail [m]	7.5	1.7	1.9	0.6	0.7	4.0	6.2
Avg. Stride Freq. [Hz]	2.3	2.3	2.2	2.2	2.2	2.2	2.2
Avg. Stride Length [m]	6.7	7.8	7.9	7.9	8.1	7.8	7.7



- [ ] Ranking at each section and finish
- :-:- No data available at this section
- NA No data available

Horse/Jockey Name	Vermeer/Dale Smith
Finish Rank	9
Fastest Section Time (Section)	0:11.50 (400-200)
Top Speed [km/h] (Section)	64.2 (1400 - 1200)
Race State	Finished



Aquis Park Gold Coast QLD

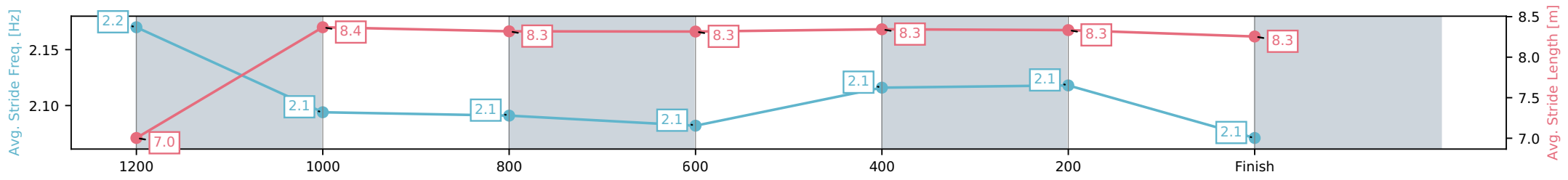
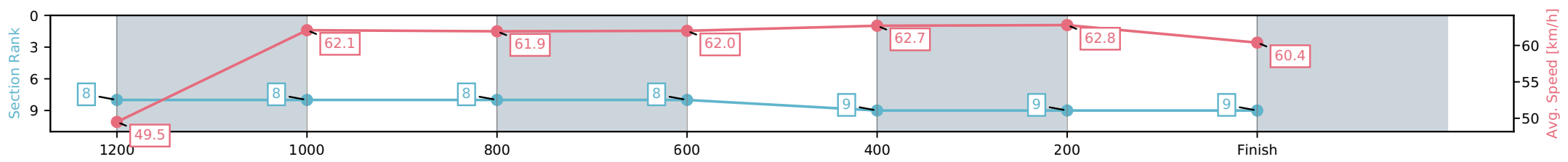
Race 7: XXXX Class 3 Handicap - 1400m

06 June 2026 - 4:10PM

Track Rating: Good 4, Weather: Fine, Rail Position: +6m 900m-W/Post, +3m Remainder



Section	L1400	L1200	L1000	L800	L600	L400	L200
Section Times	1:24.74 (0:14.92)	1:09.82 [8] (0:11.62)	0:58.20 [8] (0:11.70)	0:46.50 [8] (0:11.61)	0:34.89 [8] (0:11.54)	0:23.36 [9] (0:11.50)	0:11.85 [9] (0:11.85)
Average Speed [km/h]	49.5	62.1	61.9	62.0	62.7	62.8	60.4
Top Speed [km/h]	64.2	64.0	62.5	63.4	63.3	63.3	63.0
Avg. Dist. to Rail [m]	11.4	2.9	1.3	0.6	0.9	3.5	6.2
Avg. Stride Freq. [Hz]	2.2	2.1	2.1	2.1	2.1	2.1	2.1
Avg. Stride Length [m]	7.0	8.4	8.3	8.3	8.3	8.3	8.3



[ ] Ranking at each section and finish  
 -:-:- No data available at this section  
 NA No data available





Horse/Jockey Name	Hellova Nature/Taylor Marshall
Finish Rank	1
Fastest Section Time (Section)	0:10.75 (1000-800)
Top Speed [km/h] (Section)	68.7 (1000-800)
Race State	Finished



Aquis Park Gold Coast QLD

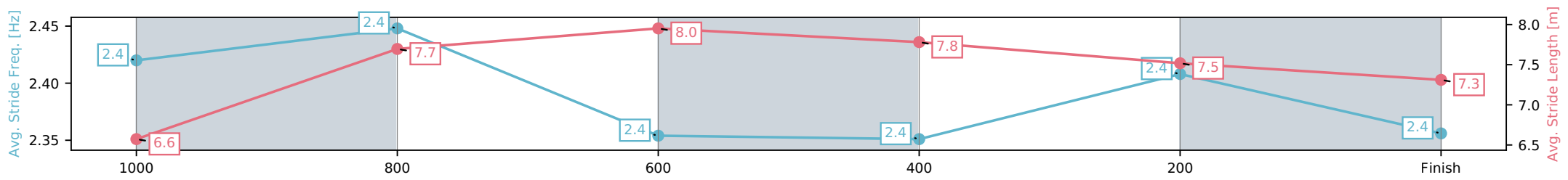
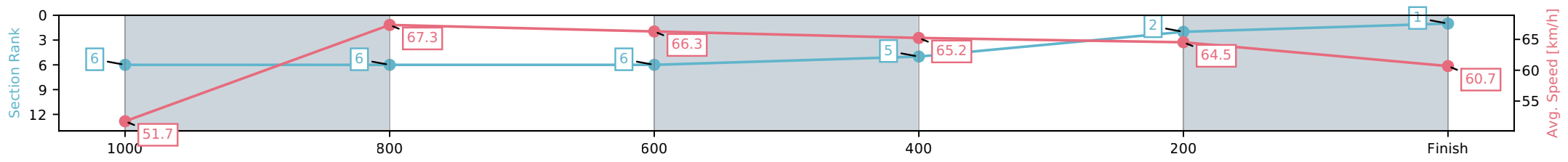
Race 8: BMD Group BM65 Handicap - 1200m

06 June 2026 - 4:46PM

Track Rating: Good 4, Weather: Fine, Rail Position: +6m 900m-W/Post, +3m Remainder



Section	L1200	L1000	L800	L600	L400	L200
Section Times	1:09.78 (0:14.14)	0:55.64 [6] (0:10.75)	0:44.90 [6] (0:10.84)	0:34.06 [6] (0:11.09)	0:22.97 [5] (0:11.21)	0:11.76 [2] (0:11.76)
Average Speed [km/h]	51.7	67.3	66.3	65.2	64.5	60.7
Top Speed [km/h]	66.7	68.7	67.6	65.9	65.8	64.3
Avg. Dist. to Rail [m]	7.5	1.2	0.7	1.3	5.8	6.5
Avg. Stride Freq. [Hz]	2.4	2.4	2.4	2.4	2.4	2.4
Avg. Stride Length [m]	6.6	7.7	8.0	7.8	7.5	7.3



[ ] Ranking at each section and finish  
 -:-:- No data available at this section  
 NA No data available

Horse/Jockey Name	Bruckheimer/Corey Sutherland
Finish Rank	2
Fastest Section Time (Section)	0:10.77 (1000-800)
Top Speed [km/h] (Section)	67.7 (1000-800)
Race State	Finished



Aquis Park Gold Coast QLD

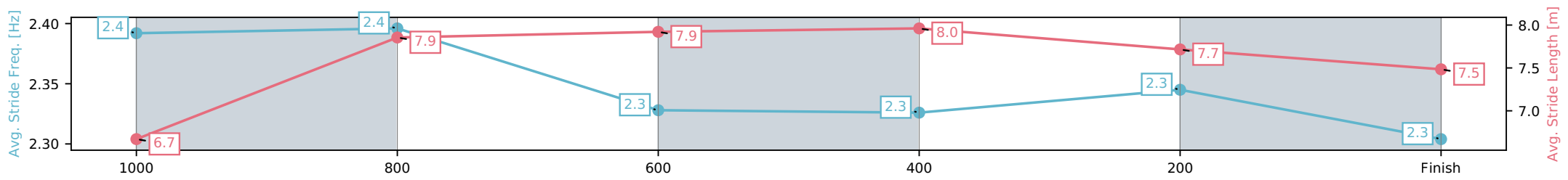
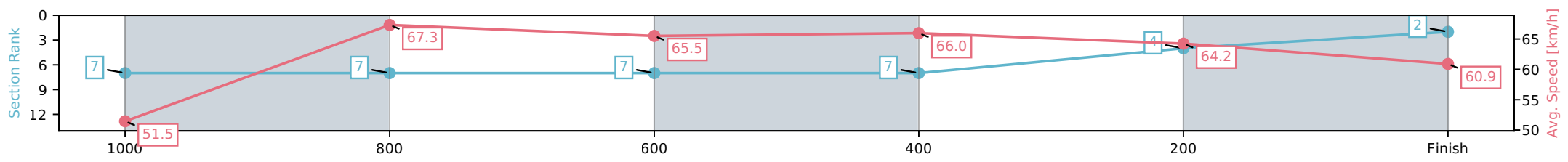
Race 8: BMD Group BM65 Handicap - 1200m

06 June 2026 - 4:46PM

Track Rating: Good 4, Weather: Fine, Rail Position: +6m 900m-W/Post, +3m Remainder



Section	L1200	L1000	L800	L600	L400	L200
Section Times	1:09.95 (0:14.20)	0:55.75 [7] (0:10.77)	0:44.98 [7] (0:11.01)	0:33.97 [7] (0:10.97)	0:23.00 [7] (0:11.27)	0:11.73 [4] (0:11.73)
Average Speed [km/h]	51.5	67.3	65.5	66.0	64.2	60.9
Top Speed [km/h]	66.5	67.7	66.6	67.3	65.2	63.8
Avg. Dist. to Rail [m]	5.8	1.6	0.9	1.1	5.6	5.9
Avg. Stride Freq. [Hz]	2.4	2.4	2.3	2.3	2.3	2.3
Avg. Stride Length [m]	6.7	7.9	7.9	8.0	7.7	7.5



[ ] Ranking at each section and finish  
 -:-:- No data available at this section  
 NA No data available

Horse/Jockey Name	Tribbiani/McKenzie Apel
Finish Rank	3
Fastest Section Time (Section)	0:10.80 (1000-800)
Top Speed [km/h] (Section)	68.0 (800-600)
Race State	Finished



Aquis Park Gold Coast QLD

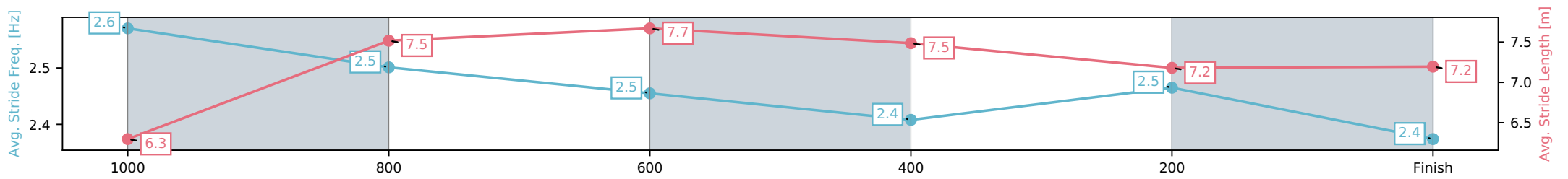
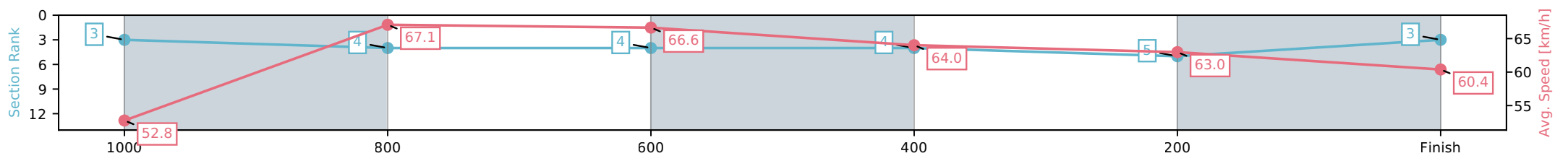
Race 8: BMD Group BM65 Handicap - 1200m

06 June 2026 - 4:46PM

Track Rating: Good 4, Weather: Fine, Rail Position: +6m 900m-W/Post, +3m Remainder



Section	L1200	L1000	L800	L600	L400	L200
Section Times	1:09.97 (0:13.83)	0:56.14 [3] (0:10.80)	0:45.34 [4] (0:10.81)	0:34.53 [4] (0:11.31)	0:23.22 [4] (0:11.50)	0:11.72 [5] (0:11.72)
Average Speed [km/h]	52.8	67.1	66.6	64.0	63.0	60.4
Top Speed [km/h]	66.9	67.7	68.0	65.0	63.6	62.3
Avg. Dist. to Rail [m]	3.9	1.2	0.7	1.0	4.4	5.4
Avg. Stride Freq. [Hz]	2.6	2.5	2.5	2.4	2.5	2.4
Avg. Stride Length [m]	6.3	7.5	7.7	7.5	7.2	7.2



[ ] Ranking at each section and finish  
 -:-:- No data available at this section  
 NA No data available

Horse/Jockey Name	Baltray/Dylan Turner
Finish Rank	4
Fastest Section Time (Section)	0:10.59 (1000-800)
Top Speed [km/h] (Section)	69.3 (1000-800)
Race State	Finished



Aquis Park Gold Coast QLD

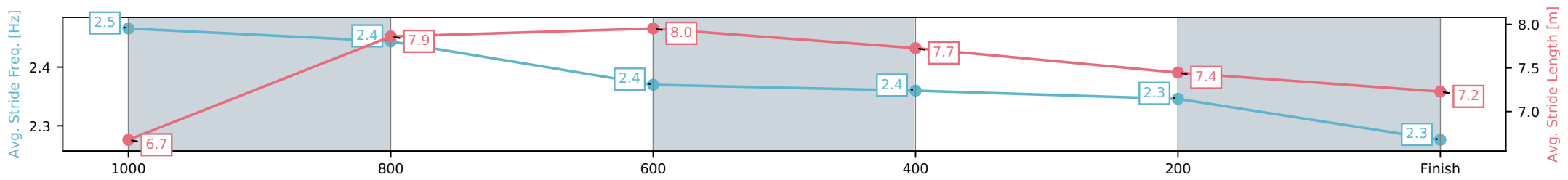
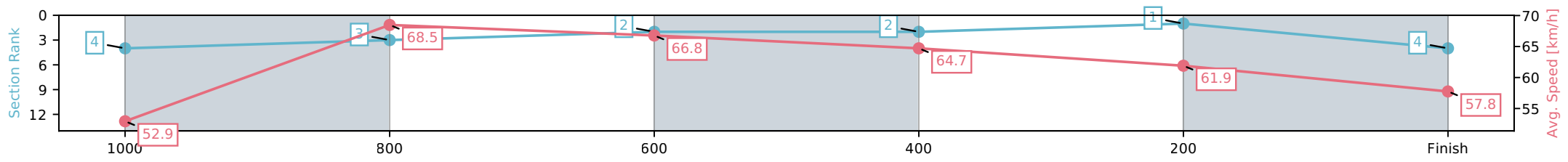
Race 8: BMD Group BM65 Handicap - 1200m

06 June 2026 - 4:46PM

Track Rating: Good 4, Weather: Fine, Rail Position: +6m 900m-W/Post, +3m Remainder



Section	L1200	L1000	L800	L600	L400	L200
Section Times	1:10.26 (0:13.84)	0:56.42 [4] (0:10.59)	0:45.84 [3] (0:10.76)	0:35.08 [2] (0:11.08)	0:24.00 [2] (0:11.65)	0:12.35 [1] (0:12.35)
Average Speed [km/h]	52.9	68.5	66.8	64.7	61.9	57.8
Top Speed [km/h]	68.8	69.3	68.5	65.9	63.1	60.3
Avg. Dist. to Rail [m]	6.1	1.6	0.6	0.7	1.3	2.8
Avg. Stride Freq. [Hz]	2.5	2.4	2.4	2.4	2.3	2.3
Avg. Stride Length [m]	6.7	7.9	8.0	7.7	7.4	7.2



[ ] Ranking at each section and finish  
 -:-:- No data available at this section  
 NA No data available

Horse/Jockey Name	Speed Map/Brandon Lerena
Finish Rank	5
Fastest Section Time (Section)	0:10.66 (1000-800)
Top Speed [km/h] (Section)	68.3 (800-600)
Race State	Finished



Aquis Park Gold Coast QLD

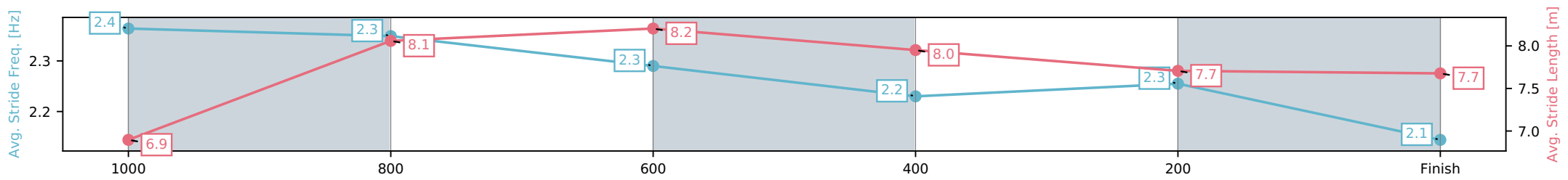
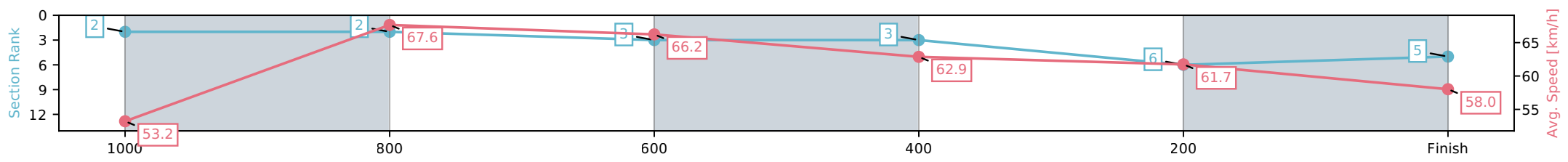
Race 8: BMD Group BM65 Handicap - 1200m

06 June 2026 - 4:46PM

Track Rating: Good 4, Weather: Fine, Rail Position: +6m 900m-W/Post, +3m Remainder



Section	L1200	L1000	L800	L600	L400	L200
Section Times	1:10.52 (0:13.72)	0:56.80 [2] (0:10.66)	0:46.14 [2] (0:10.82)	0:35.32 [3] (0:11.36)	0:23.96 [3] (0:11.69)	0:12.26 [6] (0:12.26)
Average Speed [km/h]	53.2	67.6	66.2	62.9	61.7	58.0
Top Speed [km/h]	67.0	68.3	68.3	64.5	62.5	60.2
Avg. Dist. to Rail [m]	2.8	0.8	0.9	1.2	2.0	3.6
Avg. Stride Freq. [Hz]	2.4	2.3	2.3	2.2	2.3	2.1
Avg. Stride Length [m]	6.9	8.1	8.2	8.0	7.7	7.7



[ ] Ranking at each section and finish  
 -:-:- No data available at this section  
 NA No data available

Horse/Jockey Name	Hoot 'N' Holler/Ron Stewart
Finish Rank	6
Fastest Section Time (Section)	0:10.75 (1000-800)
Top Speed [km/h] (Section)	67.7 (1000-800)
Race State	Finished



Aquis Park Gold Coast QLD

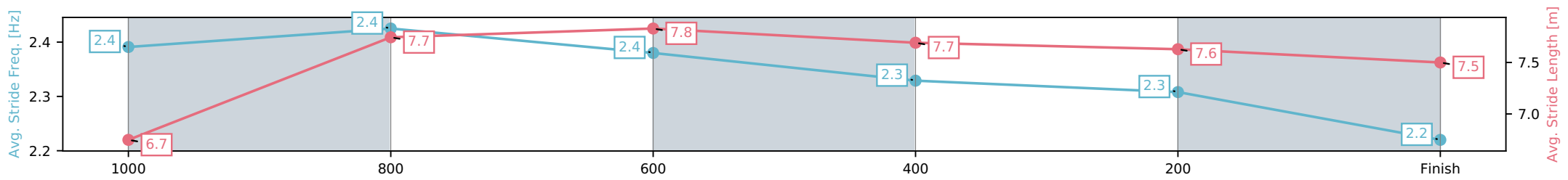
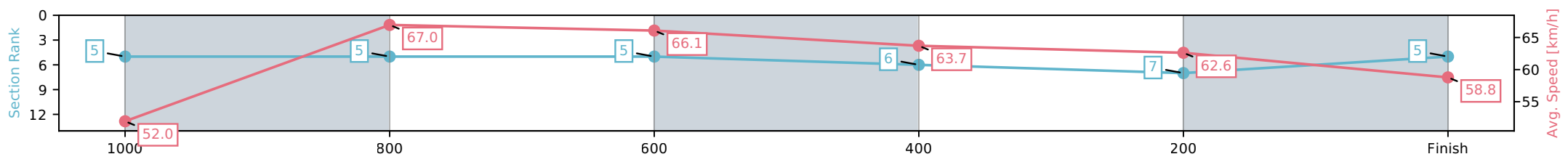
Race 8: BMD Group BM65 Handicap - 1200m

06 June 2026 - 4:46PM

Track Rating: Good 4, Weather: Fine, Rail Position: +6m 900m-W/Post, +3m Remainder



Section	L1200	L1000	L800	L600	L400	L200
Section Times	1:10.52 (0:14.08)	0:56.44 [5] (0:10.75)	0:45.69 [5] (0:10.83)	0:34.86 [5] (0:11.21)	0:23.65 [6] (0:11.51)	0:12.14 [7] (0:12.14)
Average Speed [km/h]	52.0	67.0	66.1	63.7	62.6	58.8
Top Speed [km/h]	67.1	67.7	67.0	64.7	63.3	61.0
Avg. Dist. to Rail [m]	2.6	0.8	1.4	1.3	1.7	1.7
Avg. Stride Freq. [Hz]	2.4	2.4	2.4	2.3	2.3	2.2
Avg. Stride Length [m]	6.7	7.7	7.8	7.7	7.6	7.5



[ ] Ranking at each section and finish  
 -:-:- No data available at this section  
 NA No data available

Horse/Jockey Name	Electric Arrow/Fiona Sandkuhl
Finish Rank	7
Fastest Section Time (Section)	0:10.80 (1000-800)
Top Speed [km/h] (Section)	67.9 (1000-800)
Race State	Finished



Aquis Park Gold Coast QLD

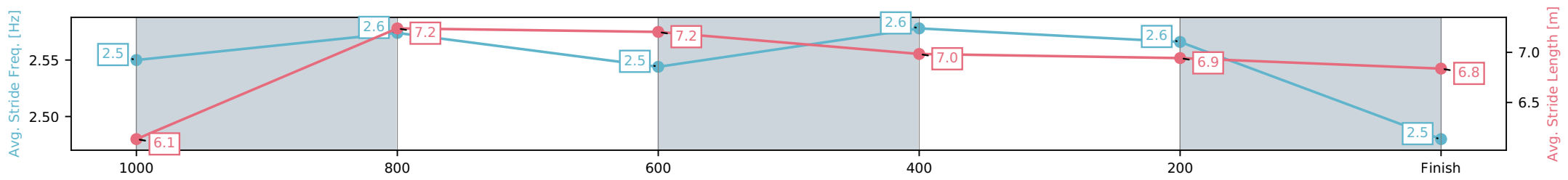
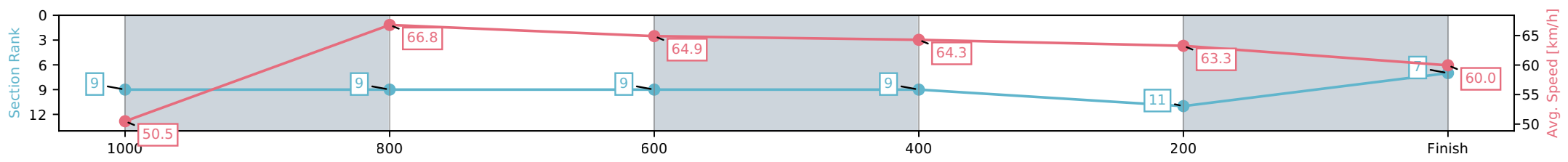
Race 8: BMD Group BM65 Handicap - 1200m

06 June 2026 - 4:46PM

Track Rating: Good 4, Weather: Fine, Rail Position: +6m 900m-W/Post, +3m Remainder



Section	L1200	L1000	L800	L600	L400	L200
Section Times	1:10.53 (0:14.48)	0:56.06 [9] (0:10.80)	0:45.26 [9] (0:11.09)	0:34.16 [9] (0:11.14)	0:23.02 [9] (0:11.40)	0:11.62 [11] (0:11.62)
Average Speed [km/h]	50.5	66.8	64.9	64.3	63.3	60.0
Top Speed [km/h]	65.2	67.9	67.7	65.0	63.9	62.4
Avg. Dist. to Rail [m]	5.9	0.8	0.6	0.9	0.8	0.5
Avg. Stride Freq. [Hz]	2.5	2.6	2.5	2.6	2.6	2.5
Avg. Stride Length [m]	6.1	7.2	7.2	7.0	6.9	6.8



[ ] Ranking at each section and finish  
 -:-:- No data available at this section  
 NA No data available

Horse/Jockey Name	National Interest/Adin Thompson
Finish Rank	8
Fastest Section Time (Section)	0:10.95 (800-600)
Top Speed [km/h] (Section)	67.1 (800-600)
Race State	Finished



Aquis Park Gold Coast QLD

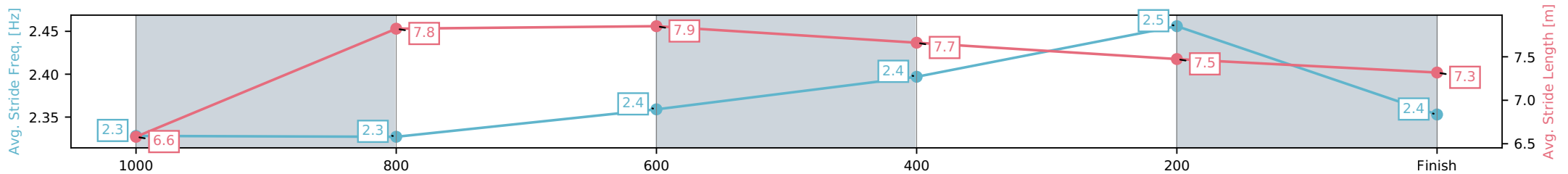
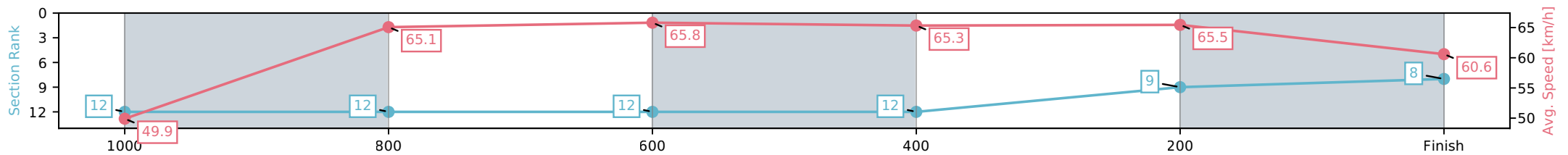
Race 8: BMD Group BM65 Handicap - 1200m

06 June 2026 - 4:46PM

Track Rating: Good 4, Weather: Fine, Rail Position: +6m 900m-W/Post, +3m Remainder



Section	L1200	L1000	L800	L600	L400	L200
Section Times	1:10.55 (0:14.68)	0:55.87 [12] (0:11.11)	0:44.76 [12] (0:10.95)	0:33.81 [12] (0:11.04)	0:22.76 [12] (0:11.05)	0:11.71 [9] (0:11.71)
Average Speed [km/h]	49.9	65.1	65.8	65.3	65.5	60.6
Top Speed [km/h]	65.4	66.9	67.1	66.0	66.0	63.6
Avg. Dist. to Rail [m]	7.6	1.2	0.6	1.3	4.7	5.4
Avg. Stride Freq. [Hz]	2.3	2.3	2.4	2.4	2.5	2.4
Avg. Stride Length [m]	6.6	7.8	7.9	7.7	7.5	7.3



- [ ] Ranking at each section and finish
- :-:- No data available at this section
- NA No data available

Horse/Jockey Name	Galeka/Bella Youngberry
Finish Rank	9
Fastest Section Time (Section)	0:11.01 (1000-800)
Top Speed [km/h] (Section)	66.9 (1000-800)
Race State	Finished



Aquis Park Gold Coast QLD

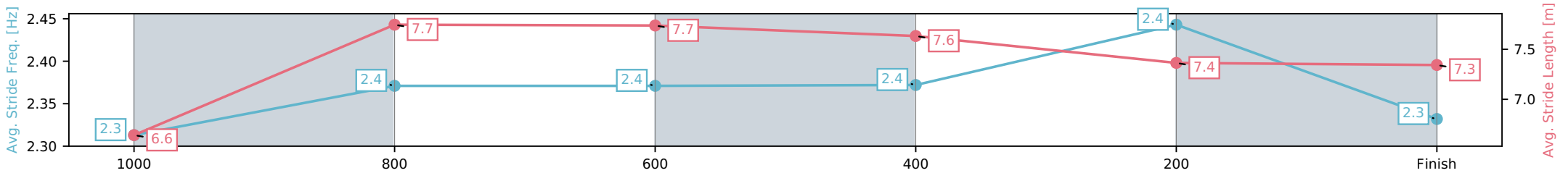
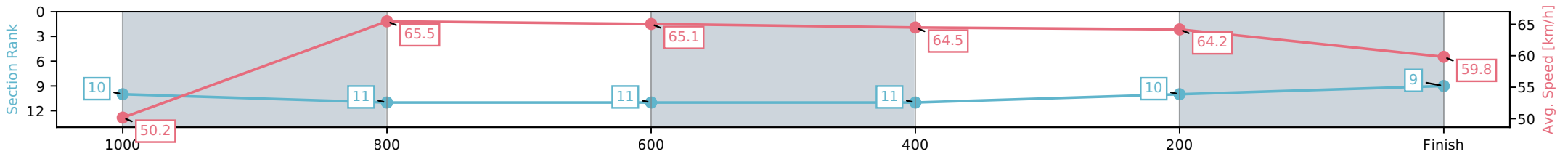
Race 8: BMD Group BM65 Handicap - 1200m

06 June 2026 - 4:46PM

Track Rating: Good 4, Weather: Fine, Rail Position: +6m 900m-W/Post, +3m Remainder



Section	L1200	L1000	L800	L600	L400	L200
Section Times	1:10.74 (0:14.54)	0:56.20 [10] (0:11.01)	0:45.18 [11] (0:11.02)	0:34.16 [11] (0:11.05)	0:23.11 [11] (0:11.22)	0:11.89 [10] (0:11.89)
Average Speed [km/h]	50.2	65.5	65.1	64.5	64.2	59.8
Top Speed [km/h]	64.5	66.9	66.1	65.8	65.7	64.0
Avg. Dist. to Rail [m]	1.3	0.8	0.9	1.8	0.7	2.1
Avg. Stride Freq. [Hz]	2.3	2.4	2.4	2.4	2.4	2.3
Avg. Stride Length [m]	6.6	7.7	7.7	7.6	7.4	7.3



- [ ] Ranking at each section and finish
- :-:- No data available at this section
- NA No data available

Horse/Jockey Name	Toolatamate/Georgina Cartwright
Finish Rank	10
Fastest Section Time (Section)	0:10.88 (1000-800)
Top Speed [km/h] (Section)	67.9 (1000-800)
Race State	Finished



Aquis Park Gold Coast QLD

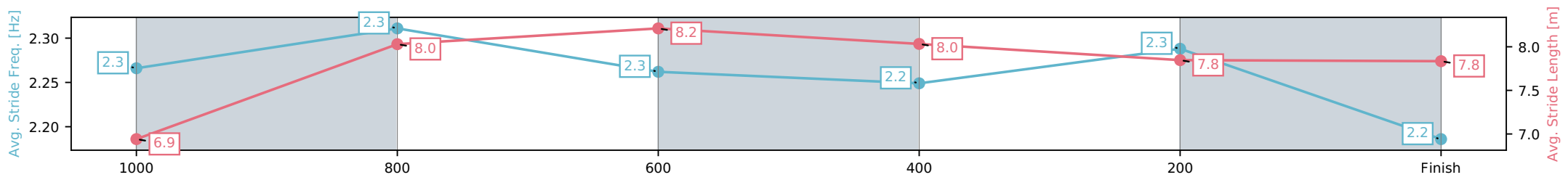
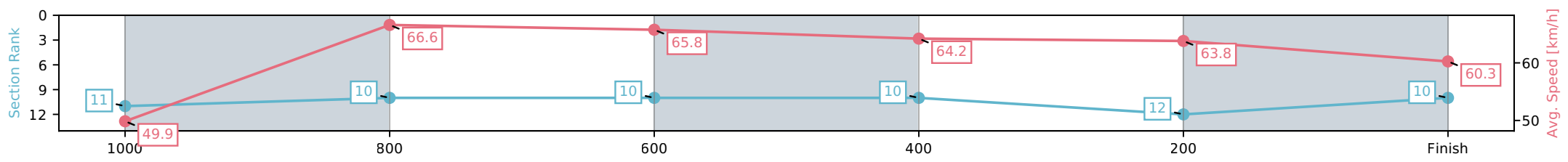
Race 8: BMD Group BM65 Handicap - 1200m

06 June 2026 - 4:46PM

Track Rating: Good 4, Weather: Fine, Rail Position: +6m 900m-W/Post, +3m Remainder



Section	L1200	L1000	L800	L600	L400	L200
Section Times	1:10.76 (0:14.66)	0:56.10 [11] (0:10.88)	0:45.22 [10] (0:10.94)	0:34.29 [10] (0:11.15)	0:23.14 [10] (0:11.31)	0:11.83 [12] (0:11.83)
Average Speed [km/h]	49.9	66.6	65.8	64.2	63.8	60.3
Top Speed [km/h]	65.2	67.9	67.2	65.5	64.9	62.6
Avg. Dist. to Rail [m]	5.0	1.3	0.5	0.9	2.0	3.3
Avg. Stride Freq. [Hz]	2.3	2.3	2.3	2.2	2.3	2.2
Avg. Stride Length [m]	6.9	8.0	8.2	8.0	7.8	7.8



[ ] Ranking at each section and finish  
 -:-:- No data available at this section  
 NA No data available

Horse/Jockey Name	Zouthur/Jett Newman
Finish Rank	11
Fastest Section Time (Section)	0:10.78 (1000-800)
Top Speed [km/h] (Section)	68.3 (1000-800)
Race State	Finished



Aquis Park Gold Coast QLD

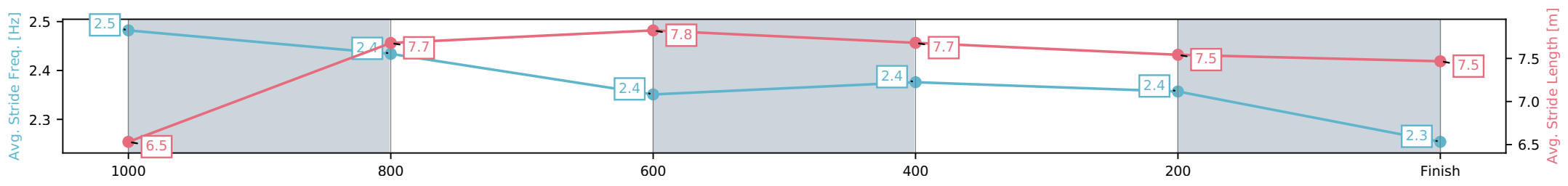
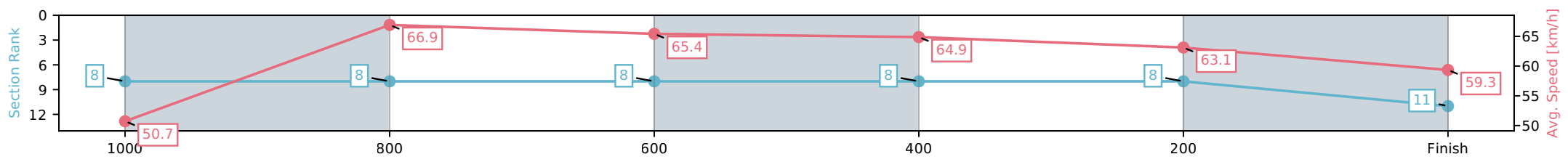
Race 8: BMD Group BM65 Handicap - 1200m

06 June 2026 - 4:46PM

Track Rating: Good 4, Weather: Fine, Rail Position: +6m 900m-W/Post, +3m Remainder



Section	L1200	L1000	L800	L600	L400	L200
Section Times	1:10.79 (0:14.43)	0:56.36 [8] (0:10.78)	0:45.57 [8] (0:11.00)	0:34.57 [8] (0:11.14)	0:23.43 [8] (0:11.45)	0:11.98 [8] (0:11.98)
Average Speed [km/h]	50.7	66.9	65.4	64.9	63.1	59.3
Top Speed [km/h]	65.2	68.3	67.1	66.7	63.8	61.9
Avg. Dist. to Rail [m]	9.0	0.8	0.5	1.1	3.8	5.3
Avg. Stride Freq. [Hz]	2.5	2.4	2.4	2.4	2.4	2.3
Avg. Stride Length [m]	6.5	7.7	7.8	7.7	7.5	7.5



[ ] Ranking at each section and finish  
 -:-:- No data available at this section  
 NA No data available

Horse/Jockey Name	Tarps/Courtney Bellamy
Finish Rank	12
Fastest Section Time (Section)	0:10.54 (1000-800)
Top Speed [km/h] (Section)	69.2 (1200 - 1000)
Race State	Finished



Aquis Park Gold Coast QLD

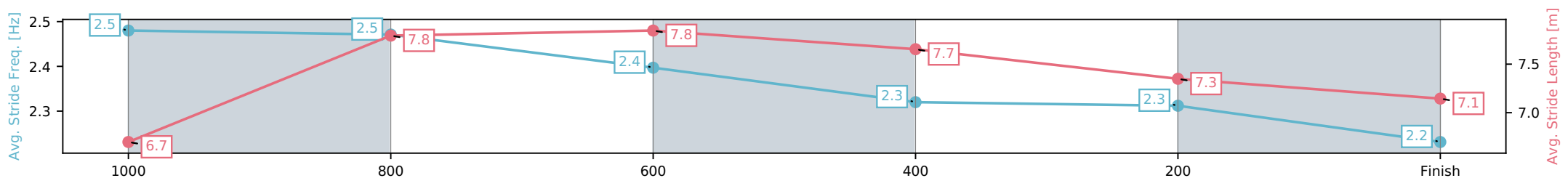
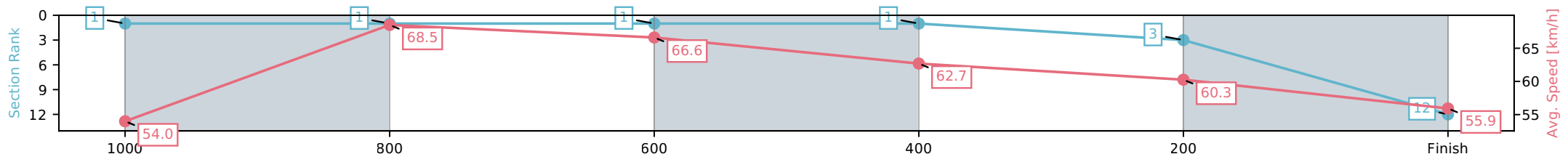
Race 8: BMD Group BM65 Handicap - 1200m

06 June 2026 - 4:46PM

Track Rating: Good 4, Weather: Fine, Rail Position: +6m 900m-W/Post, +3m Remainder



Section	L1200	L1000	L800	L600	L400	L200
Section Times	1:10.85 (0:13.50)	0:57.35 [1] (0:10.54)	0:46.82 [1] (0:10.81)	0:36.01 [1] (0:11.39)	0:24.62 [1] (0:11.93)	0:12.69 [3] (0:12.69)
Average Speed [km/h]	54.0	68.5	66.6	62.7	60.3	55.9
Top Speed [km/h]	69.2	69.1	68.0	64.6	60.8	58.8
Avg. Dist. to Rail [m]	4.1	1.1	0.6	1.5	0.9	1.4
Avg. Stride Freq. [Hz]	2.5	2.5	2.4	2.3	2.3	2.2
Avg. Stride Length [m]	6.7	7.8	7.8	7.7	7.3	7.1



[ ] Ranking at each section and finish  
 -:-:- No data available at this section  
 NA No data available