



Toowoomba QLD

Race 1: Safety Auditing Wellbeing Services QTIS Two-Years-Old Maiden Handicap - 1050m

06 June 2026 - 4:39PM



Track Rating: Good 4, Weather: Fine, Rail Position: +2m Entire Circuit

Field Times (Race Tempo) 1:04.63 0:59.38 0:47.98 0:36.75 0:24.95 0:12.85
 (0:05.25) (0:11.40) (0:11.23) (0:11.80) (0:12.10) (0:12.85)

| Rank | TAB# | Horse | Overall Time | First 400m | Top Speed km/h (Section) | L1050 | L1000 | L800 | L600 | L400 | L200 | | |
|------|--------|-------------------|---------------|------------|--------------------------|--------------|-------------|-------------|-------------|-------------|--------------|--|--|
| | (BAR#) | Jockey | Margin (DT-W) | Last 600m | Fastest Section (Time) | Start - 1000 | 1000 - 800 | 800 - 600 | 600 - 400 | 400 - 200 | 200 - Finish | | |
| 1 | 5 | Hide The Pierata | 1:04.63 | 0:25.74 | 64.6 (1000-800) | 1:04.63 | 0:59.11 [8] | 0:47.41 [7] | 0:36.01 [7] | 0:24.30 [5] | 0:12.31 [5] | | |
| | (1) | Kelsey Lenton | | 0:36.01 | 800-600 (0:11.40) | (0:05.52) | (0:11.70) | (0:11.40) | (0:11.71) | (0:11.99) | (0:12.31) | | |
| 2 | 2 | Mishani Adios | 1:04.66 | 0:25.08 | 66.9 (1000-800) | 1:04.66 | 0:59.26 [5] | 0:47.99 [2] | 0:36.78 [1] | 0:24.98 [1] | 0:12.88 [1] | | |
| | (4) | Olivia Kendal | 0.2L (+3) | 0:36.78 | 800-600 (0:11.21) | (0:05.40) | (0:11.27) | (0:11.21) | (0:11.80) | (0:12.10) | (0:12.88) | | |
| 3 | 9 | Jasmintina | 1:04.74 | 0:25.34 | 66.5 (1000-800) | 1:04.74 | 0:59.48 [2] | 0:48.09 [1] | 0:36.66 [2] | 0:24.72 [2] | 0:12.75 [2] | | |
| | (6) | Stacey Callow | 0.6L (-6) | 0:36.66 | 1000-800 (0:11.39) | (0:05.26) | (0:11.39) | (0:11.43) | (0:11.94) | (0:11.97) | (0:12.75) | | |
| 4 | 1 | Concerned | 1:04.83 | 0:25.50 | 66.3 (800-600) | 1:04.83 | 0:59.58 [1] | 0:47.83 [5] | 0:36.64 [4] | 0:24.66 [4] | 0:12.63 [4] | | |
| | (7) | Hannah Richardson | 1.2L (-4) | 0:36.64 | 800-600 (0:11.19) | (0:05.25) | (0:11.76) | (0:11.19) | (0:11.98) | (0:12.03) | (0:12.63) | | |
| 5 | 6 | Naughty Nanna | 1:04.86 | 0:25.42 | 67.1 (1000-800) | 1:04.86 | 0:59.32 [9] | 0:48.08 [3] | 0:36.69 [3] | 0:24.81 [3] | 0:12.81 [3] | | |
| | (3) | Jaden Lloyd | 1.3L (-7) | 0:36.69 | 1000-800 (0:11.24) | (0:05.54) | (0:11.24) | (0:11.39) | (0:11.88) | (0:12.00) | (0:12.81) | | |
| 6 | 7 | Royal Diamond | 1:05.00 | 0:25.84 | 65.9 (1000-800) | 1:05.00 | 0:59.60 [6] | 0:47.85 [6] | 0:36.42 [6] | 0:24.48 [7] | 0:12.47 [6] | | |
| | (8) | Micheal Hellyer | 2.1L (-6) | 0:36.42 | 800-600 (0:11.42) | (0:05.40) | (0:11.75) | (0:11.42) | (0:11.94) | (0:12.01) | (0:12.47) | | |
| 7 | 8 | Crimson Commander | 1:05.22 | 0:26.33 | 64.7 (800-600) | 1:05.22 | 0:59.71 [7] | 0:47.63 [9] | 0:36.19 [9] | 0:24.58 [8] | 0:12.57 [7] | | |
| | (5) | Aidan Keeley | 3.4L (-5) | 0:36.20 | 800-600 (0:11.44) | (0:05.51) | (0:12.09) | (0:11.44) | (0:11.61) | (0:12.02) | (0:12.57) | | |
| 8 | 4 | Tap Out | 1:05.56 | 0:26.20 | 64.4 (800-600) | 1:05.56 | 1:00.23 [3] | 0:48.12 [8] | 0:36.62 [8] | 0:24.84 [9] | 0:12.69 [9] | | |
| | (9) | Harrison Shaw | 5.5L (-1) | 0:36.62 | 800-600 (0:11.50) | (0:05.33) | (0:12.11) | (0:11.50) | (0:11.78) | (0:12.15) | (0:12.69) | | |
| 9 | 3 | Nifty's Treasure | 1:05.83 | 0:25.57 | 64.6 (800-600) | 1:05.83 | 1:00.46 [4] | 0:48.85 [4] | 0:37.47 [5] | 0:25.46 [6] | 0:13.04 [8] | | |
| | (2) | Colleen Krahen | 7.1L (-8) | 0:37.48 | 800-600 (0:11.38) | (0:05.37) | (0:11.61) | (0:11.38) | (0:12.01) | (0:12.43) | (0:13.04) | | |

Scratched: Diosa Afrodita (#10)

Report Created: Sat 06 June 2026

(Note: Races are conducted over an approximate distance as close as possible to the advertised distance, and recorded data may vary accordingly. Official times refer to race times only and do not include handicap times.)

[] Position in running at each section and finish TAB# Saddle cloth number
 -:-:- No data available at this section BAR# Barrier/Gate Position
 NA No data available DNF Did not finish
 DNT Did not track DT-W Distance travelled compared to winner in metres

Fastest split
 Fastest section

data processed by TRIPLES DATA

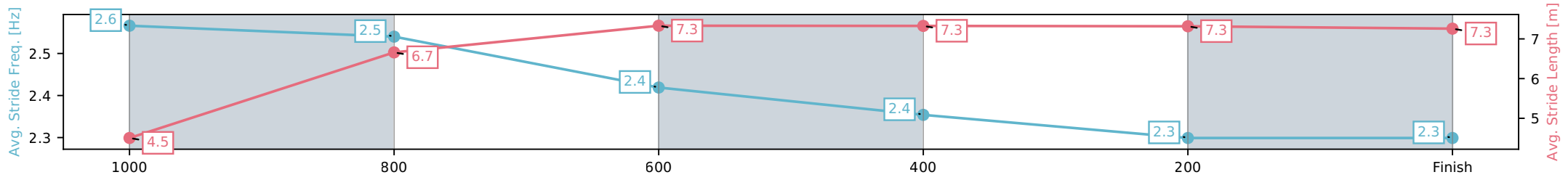
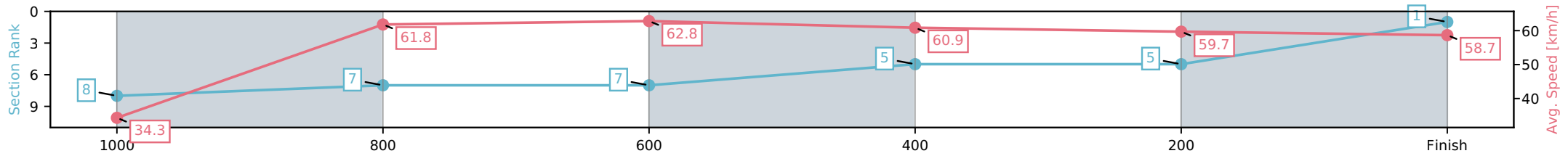
| | |
|--------------------------------|--------------------------------|
| Horse/Jockey Name | Hide The Pierata/Kelsey Lenton |
| Finish Rank | 1 |
| Fastest Section Time (Section) | 0:11.40 (800-600) |
| Top Speed [km/h] (Section) | 64.6 (1000-800) |
| Race State | Finished |



Toowoomba QLD --Professional-2026-06-06
 Race 1: Safety Auditing Wellbeing Services QTIS Two-Years-Old Maiden Handicap - 1050m
 06 June 2026 - 4:39PM
 Track Rating: Good 4, Weather: Fine, Rail Position: +2m Entire Circuit



| Section | L1050 | L800 | L600 | L400 | L200 | L0 |
|------------------------|----------------------|--------------------------|--------------------------|--------------------------|--------------------------|--------------------------|
| Section Times | 1:04.63 (0:05.52) | 0:59.11 [8] (0:11.70) | 0:47.41 [7] (0:11.40) | 0:36.01 [7] (0:11.71) | 0:24.30 [5] (0:11.99) | 0:12.31 [5] (0:12.31) |
| Average Speed [km/h] | 34.3 | 61.8 | 62.8 | 60.9 | 59.7 | 58.7 |
| Top Speed [km/h] | 53.4 | 64.6 | 64.0 | 63.1 | 60.3 | 59.7 |
| Avg. Dist. to Rail [m] | 21.0 | 3.8 | 1.6 | 1.6 | 1.5 | 0.9 |
| Avg. Stride Freq. [Hz] | 2.6 | 2.5 | 2.4 | 2.4 | 2.3 | 2.3 |
| Avg. Stride Length [m] | 4.5 | 6.7 | 7.3 | 7.3 | 7.3 | 7.3 |



[] Ranking at each section and finish
 -.-.- No data available at this section
 NA No data available

| | |
|--------------------------------|-----------------------------|
| Horse/Jockey Name | Mishani Adios/Olivia Kendal |
| Finish Rank | 2 |
| Fastest Section Time (Section) | 0:11.21 (800-600) |
| Top Speed [km/h] (Section) | 66.9 (1000-800) |
| Race State | Finished |



Toowoomba QLD --Professional-2026-06-06

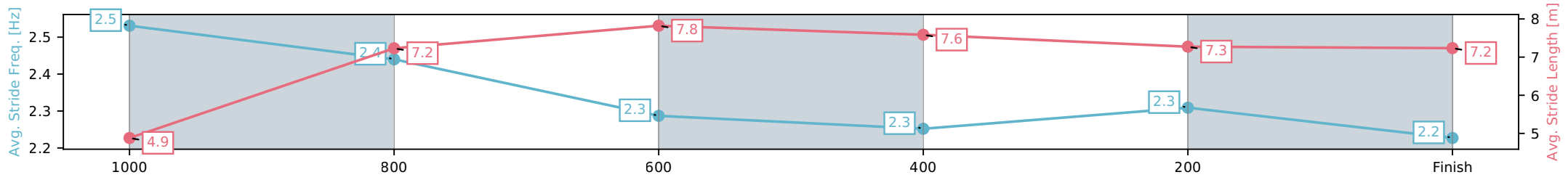
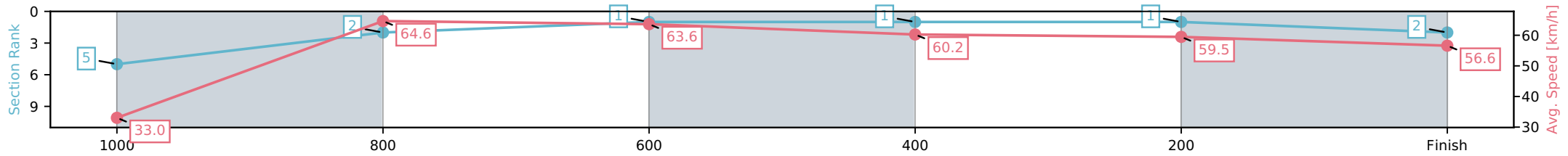
Race 1: Safety Auditing Wellbeing Services QTIS Two-Years-Old Maiden Handicap - 1050m



06 June 2026 - 4:39PM

Track Rating: Good 4, Weather: Fine, Rail Position: +2m Entire Circuit

| Section | L1050 | L800 | L600 | L400 | L200 | L0 |
|------------------------|----------------------|--------------------------|--------------------------|--------------------------|--------------------------|--------------------------|
| Section Times | 1:04.66 (0:05.40) | 0:59.26 [5] (0:11.27) | 0:47.99 [2] (0:11.21) | 0:36.78 [1] (0:11.80) | 0:24.98 [1] (0:12.10) | 0:12.88 [1] (0:12.88) |
| Average Speed [km/h] | 33.0 | 64.6 | 63.6 | 60.2 | 59.5 | 56.6 |
| Top Speed [km/h] | 55.1 | 66.9 | 64.8 | 62.6 | 60.5 | 58.1 |
| Avg. Dist. to Rail [m] | 24.7 | 6.0 | 2.6 | 2.1 | 0.6 | 0.9 |
| Avg. Stride Freq. [Hz] | 2.5 | 2.4 | 2.3 | 2.3 | 2.3 | 2.2 |
| Avg. Stride Length [m] | 4.9 | 7.2 | 7.8 | 7.6 | 7.3 | 7.2 |



[] Ranking at each section and finish
 -:-:- No data available at this section
 NA No data available

| | |
|--------------------------------|--------------------------|
| Horse/Jockey Name | Jasmintina/Stacey Callow |
| Finish Rank | 3 |
| Fastest Section Time (Section) | 0:11.39 (1000-800) |
| Top Speed [km/h] (Section) | 66.5 (1000-800) |
| Race State | Finished |



Toowoomba QLD --Professional-2026-06-06

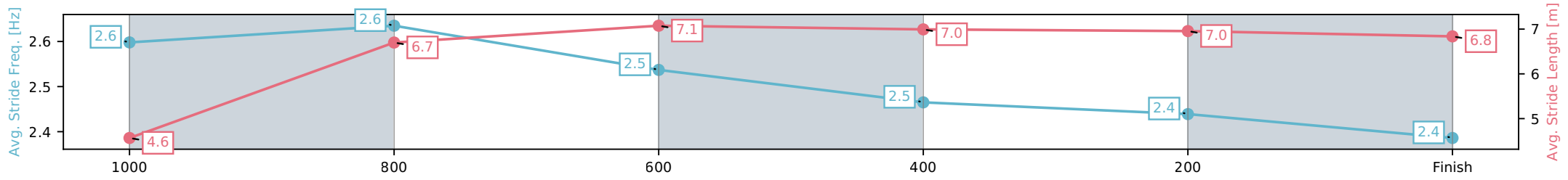

Race 1: Safety Auditing Wellbeing Services QTIS Two-Years-Old Maiden Handicap - 1050m

06 June 2026 - 4:39PM



Track Rating: Good 4, Weather: Fine, Rail Position: +2m Entire Circuit

| Section | L1050 | L800 | L600 | L400 | L200 | L0 |
|------------------------|----------------------|--------------------------|--------------------------|--------------------------|--------------------------|--------------------------|
| Section Times | 1:04.74 (0:05.26) | 0:59.48 [2] (0:11.39) | 0:48.09 [1] (0:11.43) | 0:36.66 [2] (0:11.94) | 0:24.72 [2] (0:11.97) | 0:12.75 [2] (0:12.75) |
| Average Speed [km/h] | 33.1 | 64.6 | 63.3 | 60.8 | 60.1 | 57.4 |
| Top Speed [km/h] | 55.0 | 66.5 | 65.0 | 62.7 | 61.2 | 60.0 |
| Avg. Dist. to Rail [m] | 26.4 | 7.8 | 1.9 | 1.9 | 0.7 | 2.5 |
| Avg. Stride Freq. [Hz] | 2.6 | 2.6 | 2.5 | 2.5 | 2.4 | 2.4 |
| Avg. Stride Length [m] | 4.6 | 6.7 | 7.1 | 7.0 | 7.0 | 6.8 |



[] Ranking at each section and finish
 -.-.- No data available at this section
 NA No data available

| | |
|--------------------------------|-----------------------------|
| Horse/Jockey Name | Concerned/Hannah Richardson |
| Finish Rank | 4 |
| Fastest Section Time (Section) | 0:11.19 (800-600) |
| Top Speed [km/h] (Section) | 66.3 (800-600) |
| Race State | Finished |



Toowoomba QLD --Professional-2026-06-06

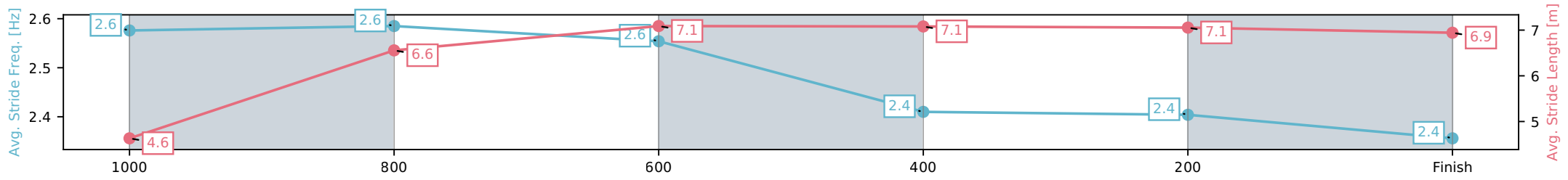
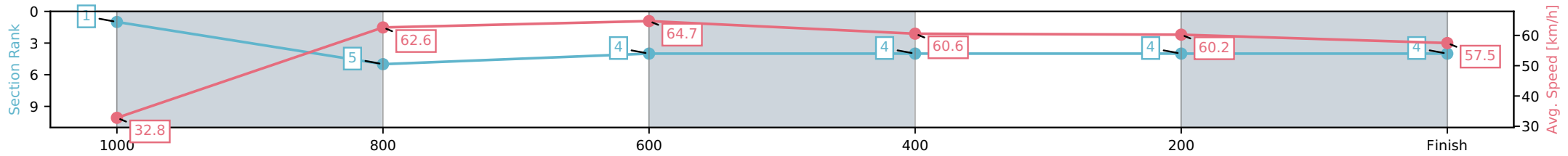
Race 1: Safety Auditing Wellbeing Services QTIS Two-Years-Old Maiden Handicap - 1050m

06 June 2026 - 4:39PM



Track Rating: Good 4, Weather: Fine, Rail Position: +2m Entire Circuit

| Section | L1050 | L800 | L600 | L400 | L200 | L0 |
|------------------------|----------------------|--------------------------|--------------------------|--------------------------|--------------------------|--------------------------|
| Section Times | 1:04.83 (0:05.25) | 0:59.58 [1] (0:11.76) | 0:47.83 [5] (0:11.19) | 0:36.64 [4] (0:11.98) | 0:24.66 [4] (0:12.03) | 0:12.63 [4] (0:12.63) |
| Average Speed [km/h] | 32.8 | 62.6 | 64.7 | 60.6 | 60.2 | 57.5 |
| Top Speed [km/h] | 53.6 | 66.1 | 66.3 | 62.6 | 60.9 | 59.6 |
| Avg. Dist. to Rail [m] | 27.8 | 8.1 | 1.6 | 1.5 | 2.3 | 4.4 |
| Avg. Stride Freq. [Hz] | 2.6 | 2.6 | 2.6 | 2.4 | 2.4 | 2.4 |
| Avg. Stride Length [m] | 4.6 | 6.6 | 7.1 | 7.1 | 7.1 | 6.9 |



[] Ranking at each section and finish
 -:-:- No data available at this section
 NA No data available

| | |
|--------------------------------|---------------------------|
| Horse/Jockey Name | Naughty Nanna/Jaden Lloyd |
| Finish Rank | 5 |
| Fastest Section Time (Section) | 0:11.24 (1000-800) |
| Top Speed [km/h] (Section) | 67.1 (1000-800) |
| Race State | Finished |



Toowoomba QLD --Professional-2026-06-06

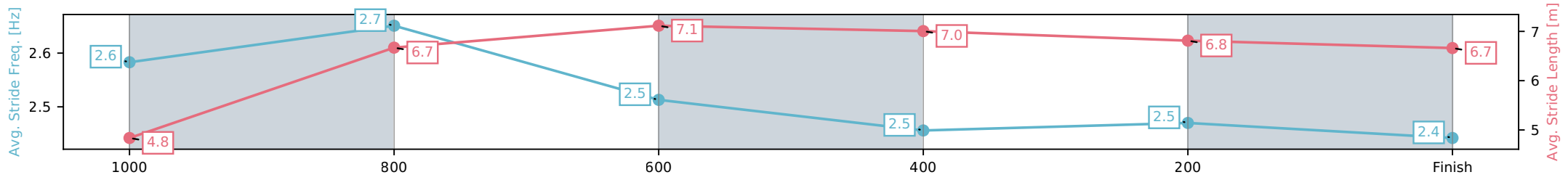
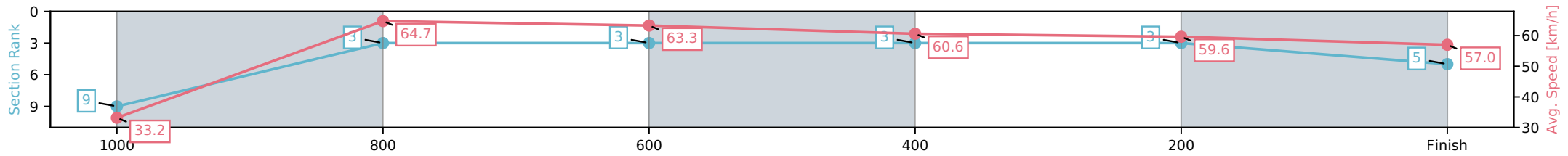
Race 1: Safety Auditing Wellbeing Services QTIS Two-Years-Old Maiden Handicap - 1050m

06 June 2026 - 4:39PM



Track Rating: Good 4, Weather: Fine, Rail Position: +2m Entire Circuit

| Section | L1050 | L800 | L600 | L400 | L200 | L0 |
|------------------------|----------------------|--------------------------|--------------------------|--------------------------|--------------------------|--------------------------|
| Section Times | 1:04.86 (0:05.54) | 0:59.32 [9] (0:11.24) | 0:48.08 [3] (0:11.39) | 0:36.69 [3] (0:11.88) | 0:24.81 [3] (0:12.00) | 0:12.81 [3] (0:12.81) |
| Average Speed [km/h] | 33.2 | 64.7 | 63.3 | 60.6 | 59.6 | 57.0 |
| Top Speed [km/h] | 54.8 | 67.1 | 64.2 | 63.5 | 60.2 | 58.8 |
| Avg. Dist. to Rail [m] | 23.4 | 4.5 | 0.7 | 0.4 | 1.1 | 0.5 |
| Avg. Stride Freq. [Hz] | 2.6 | 2.7 | 2.5 | 2.5 | 2.5 | 2.4 |
| Avg. Stride Length [m] | 4.8 | 6.7 | 7.1 | 7.0 | 6.8 | 6.7 |



[] Ranking at each section and finish
 -:-:- No data available at this section
 NA No data available

| | |
|--------------------------------|-------------------------------|
| Horse/Jockey Name | Royal Diamond/Micheal Hellyer |
| Finish Rank | 6 |
| Fastest Section Time (Section) | 0:11.42 (800-600) |
| Top Speed [km/h] (Section) | 65.9 (1000-800) |
| Race State | Finished |



Toowoomba QLD --Professional-2026-06-06

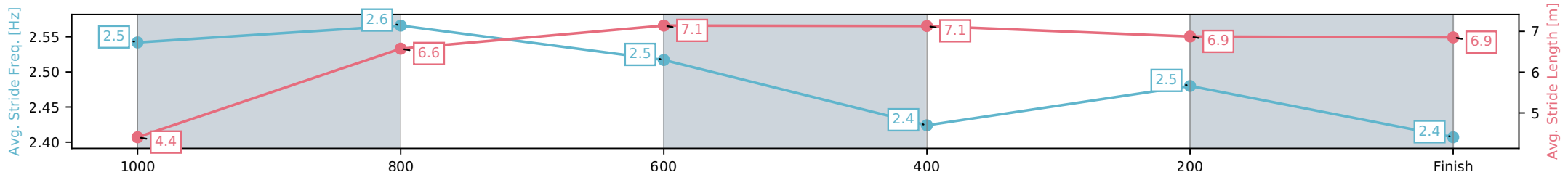
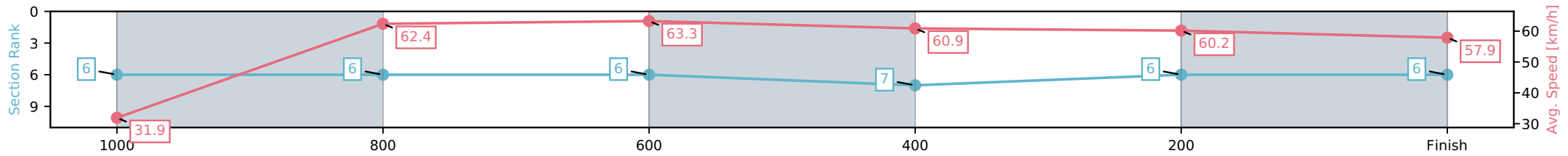
Race 1: Safety Auditing Wellbeing Services QTIS Two-Years-Old Maiden Handicap - 1050m

06 June 2026 - 4:39PM



Track Rating: Good 4, Weather: Fine, Rail Position: +2m Entire Circuit

| Section | L1050 | L800 | L600 | L400 | L200 | L0 |
|------------------------|----------------------|--------------------------|--------------------------|--------------------------|--------------------------|--------------------------|
| Section Times | 1:05.00 (0:05.40) | 0:59.60 [6] (0:11.75) | 0:47.85 [6] (0:11.42) | 0:36.42 [6] (0:11.94) | 0:24.48 [7] (0:12.01) | 0:12.47 [6] (0:12.47) |
| Average Speed [km/h] | 31.9 | 62.4 | 63.3 | 60.9 | 60.2 | 57.9 |
| Top Speed [km/h] | 50.2 | 65.9 | 65.3 | 64.3 | 62.1 | 59.5 |
| Avg. Dist. to Rail [m] | 28.1 | 6.3 | 1.6 | 1.8 | 1.4 | 2.3 |
| Avg. Stride Freq. [Hz] | 2.5 | 2.6 | 2.5 | 2.4 | 2.5 | 2.4 |
| Avg. Stride Length [m] | 4.4 | 6.6 | 7.1 | 7.1 | 6.9 | 6.9 |



[] Ranking at each section and finish
 -:-:- No data available at this section
 NA No data available

| | |
|--------------------------------|--------------------------------|
| Horse/Jockey Name | Crimson Commander/Aidan Keeley |
| Finish Rank | 7 |
| Fastest Section Time (Section) | 0:11.44 (800-600) |
| Top Speed [km/h] (Section) | 64.7 (800-600) |
| Race State | Finished |



Toowoomba QLD --Professional-2026-06-06

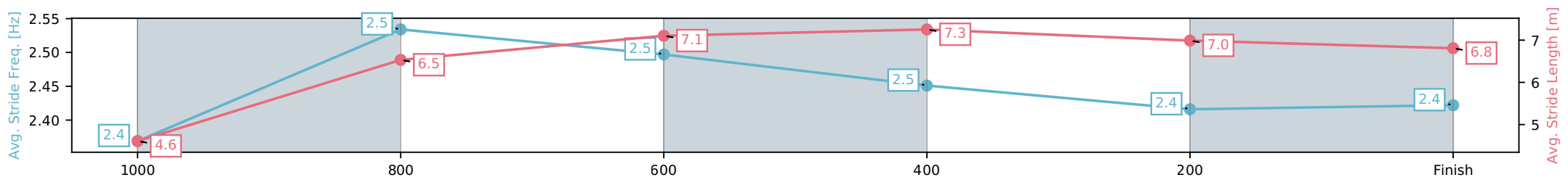
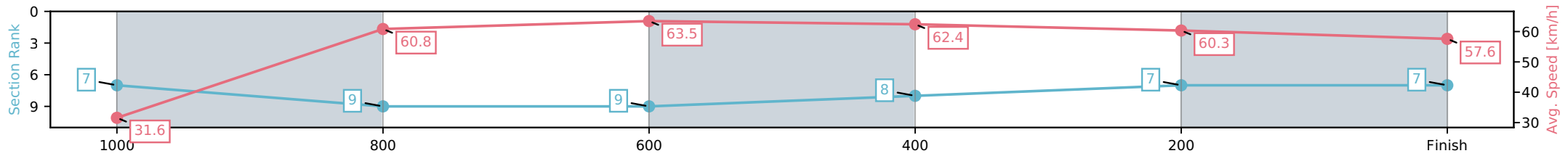
Race 1: Safety Auditing Wellbeing Services QTIS Two-Years-Old Maiden Handicap - 1050m

06 June 2026 - 4:39PM



Track Rating: Good 4, Weather: Fine, Rail Position: +2m Entire Circuit

| Section | L1050 | L800 | L600 | L400 | L200 | L0 |
|------------------------|----------------------|--------------------------|--------------------------|--------------------------|--------------------------|--------------------------|
| Section Times | 1:05.22 (0:05.51) | 0:59.71 [7] (0:12.09) | 0:47.63 [9] (0:11.44) | 0:36.19 [9] (0:11.61) | 0:24.58 [8] (0:12.02) | 0:12.57 [7] (0:12.57) |
| Average Speed [km/h] | 31.6 | 60.8 | 63.5 | 62.4 | 60.3 | 57.6 |
| Top Speed [km/h] | 49.9 | 63.0 | 64.7 | 64.6 | 61.1 | 60.9 |
| Avg. Dist. to Rail [m] | 27.3 | 7.6 | 1.8 | 1.4 | 2.6 | 6.4 |
| Avg. Stride Freq. [Hz] | 2.4 | 2.5 | 2.5 | 2.5 | 2.4 | 2.4 |
| Avg. Stride Length [m] | 4.6 | 6.5 | 7.1 | 7.3 | 7.0 | 6.8 |



[] Ranking at each section and finish
 -:-:- No data available at this section
 NA No data available

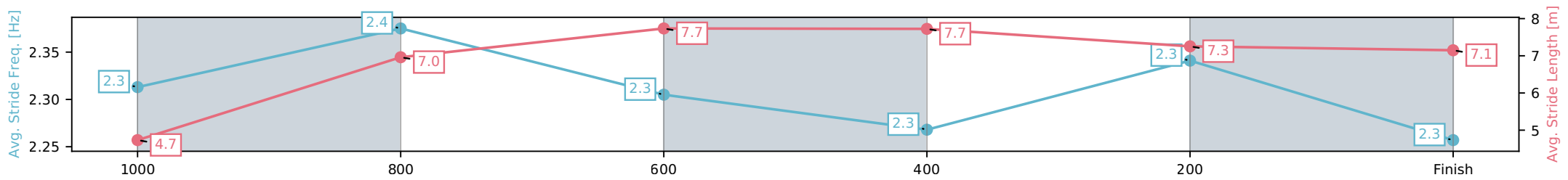
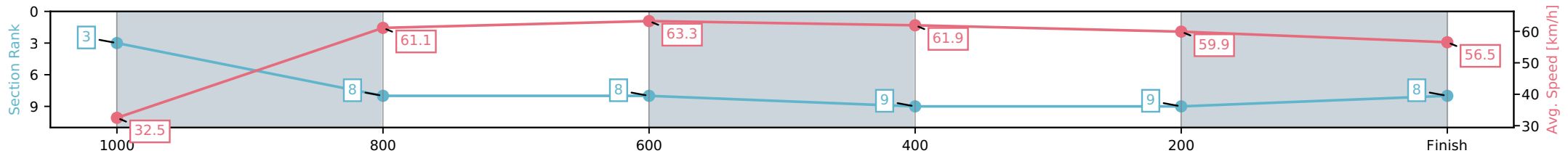
| | |
|--------------------------------|-----------------------|
| Horse/Jockey Name | Tap Out/Harrison Shaw |
| Finish Rank | 8 |
| Fastest Section Time (Section) | 0:11.50 (800-600) |
| Top Speed [km/h] (Section) | 64.4 (800-600) |
| Race State | Finished |



Toowoomba QLD --Professional-2026-06-06
 Race 1: Safety Auditing Wellbeing Services QTIS Two-Years-Old Maiden Handicap - 1050m
 06 June 2026 - 4:39PM
 Track Rating: Good 4, Weather: Fine, Rail Position: +2m Entire Circuit



| Section | L1050 | L800 | L600 | L400 | L200 | L0 |
|------------------------|----------------------|--------------------------|--------------------------|--------------------------|--------------------------|--------------------------|
| Section Times | 1:05.56 (0:05.33) | 1:00.23 [3] (0:12.11) | 0:48.12 [8] (0:11.50) | 0:36.62 [8] (0:11.78) | 0:24.84 [9] (0:12.15) | 0:12.69 [9] (0:12.69) |
| Average Speed [km/h] | 32.5 | 61.1 | 63.3 | 61.9 | 59.9 | 56.5 |
| Top Speed [km/h] | 49.5 | 64.3 | 64.4 | 63.7 | 61.8 | 58.3 |
| Avg. Dist. to Rail [m] | 29.3 | 9.5 | 2.9 | 2.6 | 3.4 | 4.3 |
| Avg. Stride Freq. [Hz] | 2.3 | 2.4 | 2.3 | 2.3 | 2.3 | 2.3 |
| Avg. Stride Length [m] | 4.7 | 7.0 | 7.7 | 7.7 | 7.3 | 7.1 |



[] Ranking at each section and finish
 -.-.- No data available at this section
 NA No data available

| | |
|--------------------------------|---------------------------------|
| Horse/Jockey Name | Nifty's Treasure/Colleen Krahen |
| Finish Rank | 9 |
| Fastest Section Time (Section) | 0:11.38 (800-600) |
| Top Speed [km/h] (Section) | 64.6 (800-600) |
| Race State | Finished |



Toowoomba QLD --Professional-2026-06-06

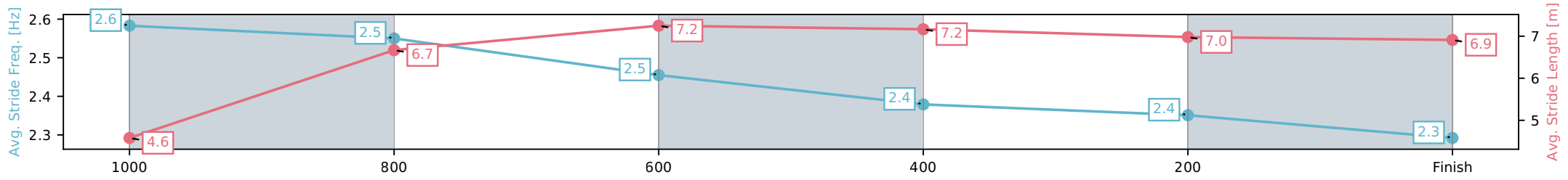
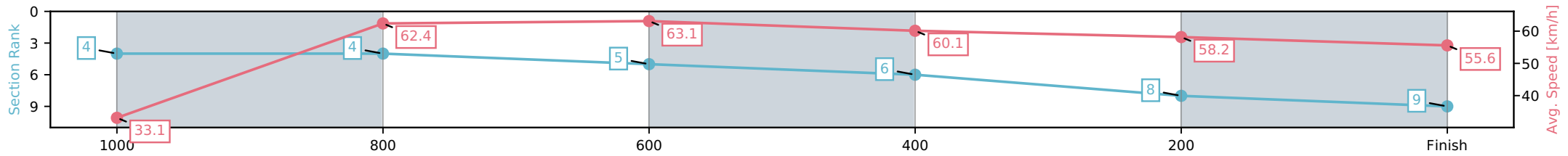
Race 1: Safety Auditing Wellbeing Services QTIS Two-Years-Old Maiden Handicap - 1050m



06 June 2026 - 4:39PM

Track Rating: Good 4, Weather: Fine, Rail Position: +2m Entire Circuit

| Section | L1050 | L800 | L600 | L400 | L200 | L0 |
|------------------------|----------------------|--------------------------|--------------------------|--------------------------|--------------------------|--------------------------|
| Section Times | 1:05.83 (0:05.37) | 1:00.46 [4] (0:11.61) | 0:48.85 [4] (0:11.38) | 0:37.47 [5] (0:12.01) | 0:25.46 [6] (0:12.43) | 0:13.04 [8] (0:13.04) |
| Average Speed [km/h] | 33.1 | 62.4 | 63.1 | 60.1 | 58.2 | 55.6 |
| Top Speed [km/h] | 52.4 | 63.7 | 64.6 | 62.9 | 58.8 | 57.4 |
| Avg. Dist. to Rail [m] | 21.9 | 3.9 | 0.6 | 0.7 | 1.1 | 1.7 |
| Avg. Stride Freq. [Hz] | 2.6 | 2.5 | 2.5 | 2.4 | 2.4 | 2.3 |
| Avg. Stride Length [m] | 4.6 | 6.7 | 7.2 | 7.2 | 7.0 | 6.9 |



[] Ranking at each section and finish
 -:-:- No data available at this section
 NA No data available



Toowoomba QLD

Race 2: Refined Refrigeration Solutions BM70 Handicap - 1300m

06 June 2026 - 5:15PM

Track Rating: Good 4, Weather: Fine, Rail Position: +2m Entire Circuit



Field Times (Race Tempo) 1:19.84 (0:08.59) 1:11.25 (0:10.97) 1:00.28 (0:11.31) 0:48.97 (0:11.53) 0:37.44 (0:12.01) 0:25.43 (0:12.38) 0:13.04 (0:13.04)

| Rank | TAB# | Horse | Overall Time | First 400m | Top Speed km/h (Section) | L1300 | L1200 | L1000 | L800 | L600 | L400 | L200 | |
|------|--------|-------------------|---------------|------------|--------------------------|--------------|--------------|--------------|--------------|--------------|--------------|--------------|--|
| | (BAR#) | Jockey | Margin (DT-W) | Last 600m | Fastest Section (Time) | Start - 1200 | 1200 - 1000 | 1000 - 800 | 800 - 600 | 600 - 400 | 400 - 200 | 200 - Finish | |
| 1 | 7 | Warilla Gorilla | 1:19.84 | 0:25.45 | 65.7 (1200-1000) | 1:19.84 | 1:11.20 [2] | 1:00.08 [3] | 0:48.58 [3] | 0:37.07 [2] | 0:25.17 [2] | 0:12.87 [2] | |
| | (2) | Kelsey Lenton | | 0:37.07 | 1200-1000 (0:11.12) | (0:08.64) | (0:11.12) | (0:11.51) | (0:11.51) | (0:11.90) | (0:12.30) | (0:12.87) | |
| 2 | 4 | Amenophis | 1:19.98 | 0:26.13 | 64.2 (1000-800) | 1:19.98 | 1:11.22 [5] | 0:59.56 [8] | 0:47.92 [8] | 0:36.29 [9] | 0:24.46 [8] | 0:12.53 [5] | |
| | (10) | Damien Boche | 0.8L (+5) | 0:36.29 | 800-600 (0:11.63) | (0:08.76) | (0:11.66) | (0:11.64) | (0:11.63) | (0:11.82) | (0:11.94) | (0:12.53) | |
| 3 | 5 | Demitasse | 1:20.17 | 0:25.92 | 65.5 (1200-1000) | 1:20.17 | 1:11.22 [8] | 0:59.99 [7] | 0:48.26 [7] | 0:36.73 [6] | 0:25.02 [5] | 0:12.85 [3] | |
| | (8) | Jaden Lloyd | 2.0L (+0) | 0:36.73 | 1200-1000 (0:11.22) | (0:08.95) | (0:11.22) | (0:11.73) | (0:11.53) | (0:11.71) | (0:12.17) | (0:12.85) | |
| 4 | 1 | Rejoiced | 1:20.26 | 0:25.08 | 67.5 (1200-1000) | 1:20.26 | 1:11.60 [3] | 1:00.70 [1] | 0:49.38 [1] | 0:37.86 [1] | 0:25.85 [1] | 0:13.46 [1] | |
| | (4) | Les Tilley | 2.5L (-1) | 0:37.85 | 1200-1000 (0:10.90) | (0:08.66) | (0:10.90) | (0:11.31) | (0:11.53) | (0:12.01) | (0:12.38) | (0:13.46) | |
| 5 | 12 | Touch Of Gracie | 1:20.47 | 0:25.64 | 67.0 (1200-1000) | 1:20.47 | 1:11.56 [7] | 1:00.58 [5] | 0:49.01 [4] | 0:37.47 [4] | 0:25.58 [3] | 0:13.12 [4] | |
| | (5) | Tiffani Brooker | 3.7L (-5) | 0:37.47 | 1200-1000 (0:10.98) | (0:08.91) | (0:10.98) | (0:11.57) | (0:11.54) | (0:11.88) | (0:12.47) | (0:13.12) | |
| 6 | 8 | Affinity Flyer | 1:20.59 | 0:25.56 | 66.8 (1200-1000) | 1:20.59 | 1:11.90 [4] | 1:00.82 [4] | 0:49.13 [5] | 0:37.46 [5] | 0:25.40 [6] | 0:13.08 [6] | |
| | (6) | Harrison Shaw | 4.5L (+0) | 0:37.46 | 1200-1000 (0:11.08) | (0:08.69) | (0:11.08) | (0:11.69) | (0:11.66) | (0:12.06) | (0:12.32) | (0:13.08) | |
| 7 | 2 | Capo Strada | 1:20.87 | 0:26.21 | 65.3 (1200-1000) | 1:20.87 | 1:11.69 [10] | 1:00.43 [9] | 0:48.80 [9] | 0:37.22 [8] | 0:25.39 [7] | 0:13.05 [8] | |
| | (3) | Colleen Krahn | 6.1L (-5) | 0:37.23 | 1200-1000 (0:11.26) | (0:09.18) | (0:11.26) | (0:11.63) | (0:11.58) | (0:11.84) | (0:12.34) | (0:13.05) | |
| 8 | 6 | Expectant | 1:21.16 | 0:26.58 | 64.2 (800-600) | 1:21.16 | 1:11.98 [9] | 1:00.40 [10] | 0:48.75 [10] | 0:37.28 [10] | 0:25.40 [10] | 0:13.16 [10] | |
| | (1) | Hannah Richardson | 7.8L (+0) | 0:37.27 | 800-600 (0:11.48) | (0:09.18) | (0:11.59) | (0:11.64) | (0:11.48) | (0:11.88) | (0:12.23) | (0:13.16) | |
| 9 | 3 | Mishani Renegade | 1:21.46 | 0:25.70 | 66.1 (1200-1000) | 1:21.46 | 1:12.65 [6] | 1:01.52 [6] | 0:49.69 [6] | 0:37.94 [7] | 0:25.94 [9] | 0:13.59 [9] | |
| | (9) | Olivia Kendal | 9.5L (+10) | 0:37.95 | 1200-1000 (0:11.13) | (0:08.81) | (0:11.13) | (0:11.84) | (0:11.74) | (0:12.01) | (0:12.35) | (0:13.59) | |
| 10 | 9 | Data Leak | 1:21.52 | 0:25.30 | 66.7 (1200-1000) | 1:21.52 | 1:12.93 [1] | 1:01.93 [2] | 0:50.40 [2] | 0:38.70 [3] | 0:26.48 [4] | 0:13.91 [7] | |
| | (7) | Skye Bogenhuber | 9.9L (+1) | 0:38.71 | 1200-1000 (0:11.00) | (0:08.59) | (0:11.00) | (0:11.52) | (0:11.70) | (0:12.23) | (0:12.57) | (0:13.91) | |

Scratched: Uluwatu (#10), Prophet Of Boom (#11), Brooklyn Daisy (#13), Araminta (#14), Royal Bombadier (#15), Il Cubo (#16)

Report Created: Sat 06 June 2026

(Note: Races are conducted over an approximate distance as close as possible to the advertised distance, and recorded data may vary accordingly. Official times refer to race times only and do not include handicap times.)

[] Position in running at each section and finish TAB# Saddle cloth number

Fastest split

-:-:- No data available at this section

BAR# Barrier/Gate Position

Fastest section

NA No data available

DNF Did not finish

DNT Did not track

DT-W Distance travelled compared to winner in metres

| | |
|--------------------------------|-------------------------------|
| Horse/Jockey Name | Warilla Gorilla/Kelsey Lenton |
| Finish Rank | 1 |
| Fastest Section Time (Section) | 0:11.12 (1200-1000) |
| Top Speed [km/h] (Section) | 65.7 (1200-1000) |
| Race State | Finished |



Toowoomba QLD --Professional-2026-06-06

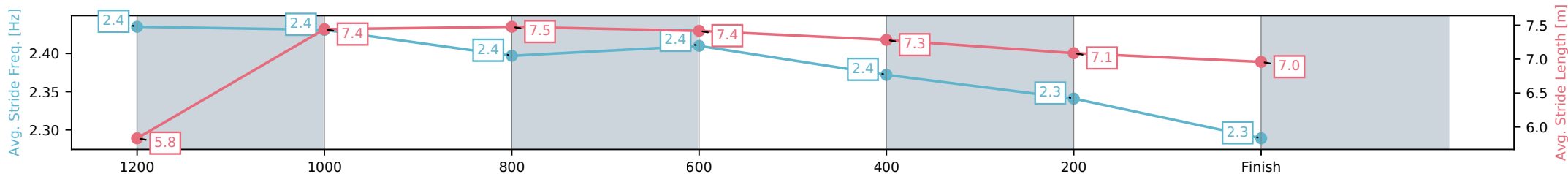
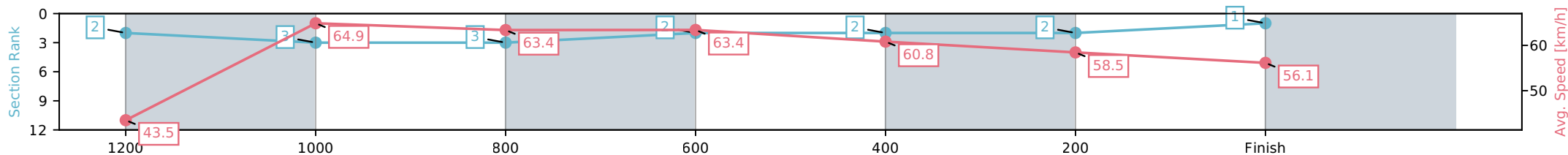
Race 2: Refined Refrigeration Solutions BM70 Handicap - 1300m



06 June 2026 - 5:15PM

Track Rating: Good 4, Weather: Fine, Rail Position: +2m Entire Circuit

| Section | L1300 | L1200 | L1000 | L800 | L600 | L400 | L200 |
|------------------------|----------------------|--------------------------|--------------------------|--------------------------|--------------------------|--------------------------|--------------------------|
| Section Times | 1:19.84 (0:08.64) | 1:11.20 [2] (0:11.12) | 1:00.08 [3] (0:11.51) | 0:48.58 [3] (0:11.51) | 0:37.07 [2] (0:11.90) | 0:25.17 [2] (0:12.30) | 0:12.87 [2] (0:12.87) |
| Average Speed [km/h] | 43.5 | 64.9 | 63.4 | 63.4 | 60.8 | 58.5 | 56.1 |
| Top Speed [km/h] | 61.9 | 65.7 | 64.7 | 63.9 | 62.4 | 59.5 | 57.1 |
| Avg. Dist. to Rail [m] | 4.2 | 3.5 | 3.8 | 3.8 | 1.4 | 1.0 | 0.5 |
| Avg. Stride Freq. [Hz] | 2.4 | 2.4 | 2.4 | 2.4 | 2.4 | 2.3 | 2.3 |
| Avg. Stride Length [m] | 5.8 | 7.4 | 7.5 | 7.4 | 7.3 | 7.1 | 7.0 |



- [] Ranking at each section and finish
- :-:- No data available at this section
- NA No data available

| | |
|--------------------------------|------------------------|
| Horse/Jockey Name | Amenophis/Damien Boche |
| Finish Rank | 2 |
| Fastest Section Time (Section) | 0:11.63 (800-600) |
| Top Speed [km/h] (Section) | 64.2 (1000-800) |
| Race State | Finished |



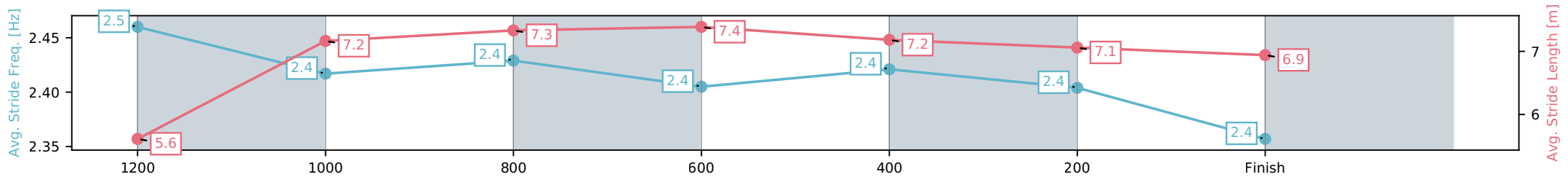
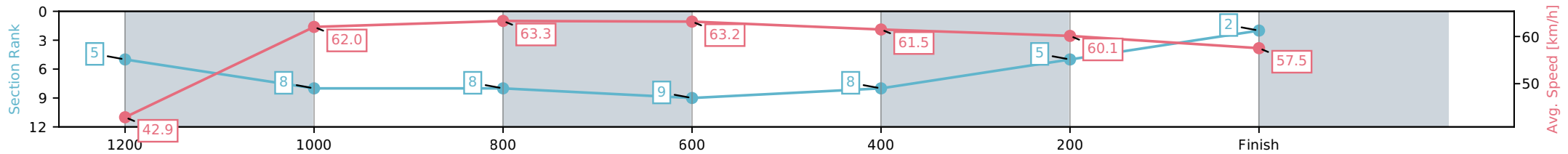
Toowoomba QLD --Professional-2026-06-06
 Race 2: Refined Refrigeration Solutions BM70 Handicap - 1300m



06 June 2026 - 5:15PM

Track Rating: Good 4, Weather: Fine, Rail Position: +2m Entire Circuit

| Section | L1300 | L1200 | L1000 | L800 | L600 | L400 | L200 |
|------------------------|----------------------|--------------------------|--------------------------|--------------------------|--------------------------|--------------------------|--------------------------|
| Section Times | 1:19.98 (0:08.76) | 1:11.22 [5] (0:11.66) | 0:59.56 [8] (0:11.64) | 0:47.92 [8] (0:11.63) | 0:36.29 [9] (0:11.82) | 0:24.46 [8] (0:11.94) | 0:12.53 [5] (0:12.53) |
| Average Speed [km/h] | 42.9 | 62.0 | 63.3 | 63.2 | 61.5 | 60.1 | 57.5 |
| Top Speed [km/h] | 59.6 | 63.6 | 64.2 | 63.8 | 62.9 | 61.8 | 59.4 |
| Avg. Dist. to Rail [m] | 11.0 | 7.4 | 6.2 | 5.5 | 2.3 | 0.9 | 1.0 |
| Avg. Stride Freq. [Hz] | 2.5 | 2.4 | 2.4 | 2.4 | 2.4 | 2.4 | 2.4 |
| Avg. Stride Length [m] | 5.6 | 7.2 | 7.3 | 7.4 | 7.2 | 7.1 | 6.9 |



- [] Ranking at each section and finish
- :-:- No data available at this section
- NA No data available

| | |
|--------------------------------|-----------------------|
| Horse/Jockey Name | Demitasse/Jaden Lloyd |
| Finish Rank | 3 |
| Fastest Section Time (Section) | 0:11.22 (1200-1000) |
| Top Speed [km/h] (Section) | 65.5 (1200-1000) |
| Race State | Finished |



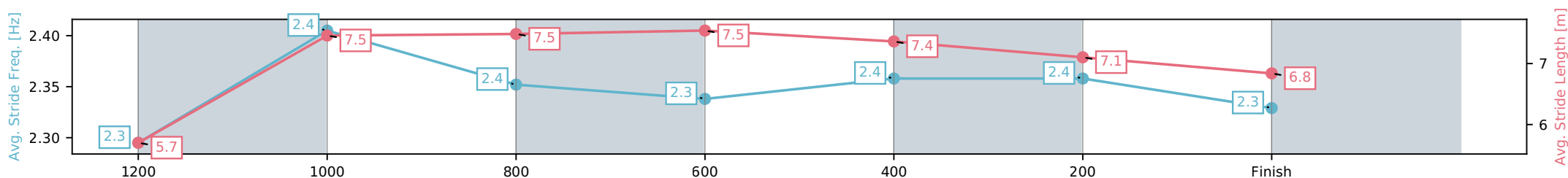
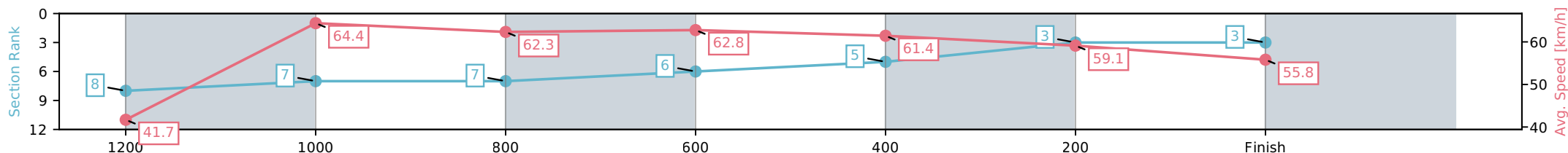
Toowoomba QLD --Professional-2026-06-06
 Race 2: Refined Refrigeration Solutions BM70 Handicap - 1300m



06 June 2026 - 5:15PM

Track Rating: Good 4, Weather: Fine, Rail Position: +2m Entire Circuit

| Section | L1300 | L1200 | L1000 | L800 | L600 | L400 | L200 |
|------------------------|----------------------|--------------------------|--------------------------|--------------------------|--------------------------|--------------------------|--------------------------|
| Section Times | 1:20.17 (0:08.95) | 1:11.22 [8] (0:11.22) | 0:59.99 [7] (0:11.73) | 0:48.26 [7] (0:11.53) | 0:36.73 [6] (0:11.71) | 0:25.02 [5] (0:12.17) | 0:12.85 [3] (0:12.85) |
| Average Speed [km/h] | 41.7 | 64.4 | 62.3 | 62.8 | 61.4 | 59.1 | 55.8 |
| Top Speed [km/h] | 60.6 | 65.5 | 63.5 | 63.4 | 63.0 | 60.1 | 58.2 |
| Avg. Dist. to Rail [m] | 10.2 | 4.8 | 4.4 | 1.8 | 0.4 | 0.5 | 0.6 |
| Avg. Stride Freq. [Hz] | 2.3 | 2.4 | 2.4 | 2.3 | 2.4 | 2.4 | 2.3 |
| Avg. Stride Length [m] | 5.7 | 7.5 | 7.5 | 7.5 | 7.4 | 7.1 | 6.8 |



- [] Ranking at each section and finish
- :-:- No data available at this section
- NA No data available

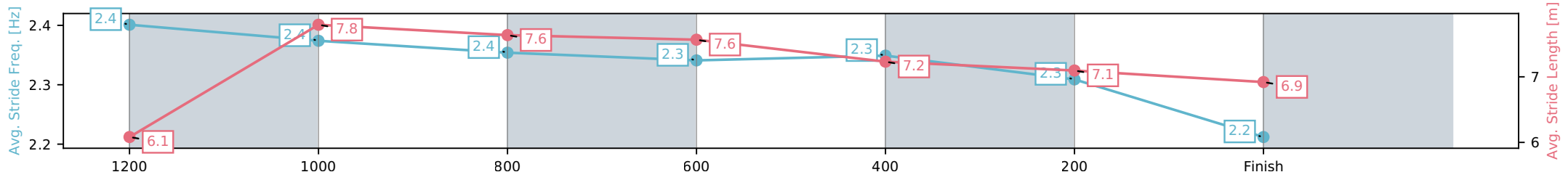
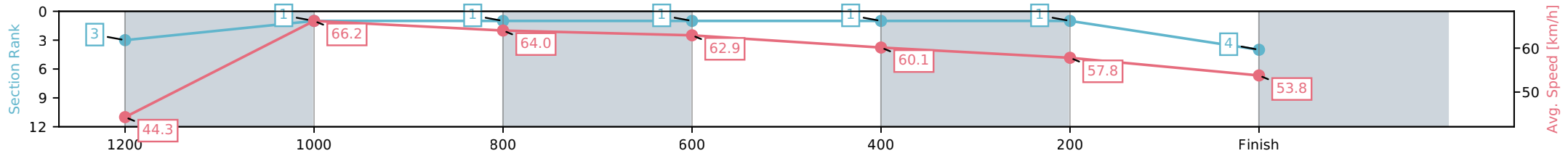
| | |
|--------------------------------|---------------------|
| Horse/Jockey Name | Rejoiced/Les Tilley |
| Finish Rank | 4 |
| Fastest Section Time (Section) | 0:10.90 (1200-1000) |
| Top Speed [km/h] (Section) | 67.5 (1200-1000) |
| Race State | Finished |



Toowoomba QLD --Professional-2026-06-06
 Race 2: Refined Refrigeration Solutions BM70 Handicap - 1300m
 06 June 2026 - 5:15PM
 Track Rating: Good 4, Weather: Fine, Rail Position: +2m Entire Circuit



| Section | L1300 | L1200 | L1000 | L800 | L600 | L400 | L200 |
|------------------------|----------------------|--------------------------|--------------------------|--------------------------|--------------------------|--------------------------|--------------------------|
| Section Times | 1:20.26 (0:08.66) | 1:11.60 [3] (0:10.90) | 1:00.70 [1] (0:11.31) | 0:49.38 [1] (0:11.53) | 0:37.86 [1] (0:12.01) | 0:25.85 [1] (0:12.38) | 0:13.46 [1] (0:13.46) |
| Average Speed [km/h] | 44.3 | 66.2 | 64.0 | 62.9 | 60.1 | 57.8 | 53.8 |
| Top Speed [km/h] | 65.0 | 67.5 | 65.6 | 63.8 | 62.8 | 59.2 | 57.1 |
| Avg. Dist. to Rail [m] | 7.0 | 2.0 | 1.6 | 2.2 | 0.8 | 1.6 | 1.5 |
| Avg. Stride Freq. [Hz] | 2.4 | 2.4 | 2.4 | 2.3 | 2.3 | 2.3 | 2.2 |
| Avg. Stride Length [m] | 6.1 | 7.8 | 7.6 | 7.6 | 7.2 | 7.1 | 6.9 |



[] Ranking at each section and finish
 -:-:- No data available at this section
 NA No data available

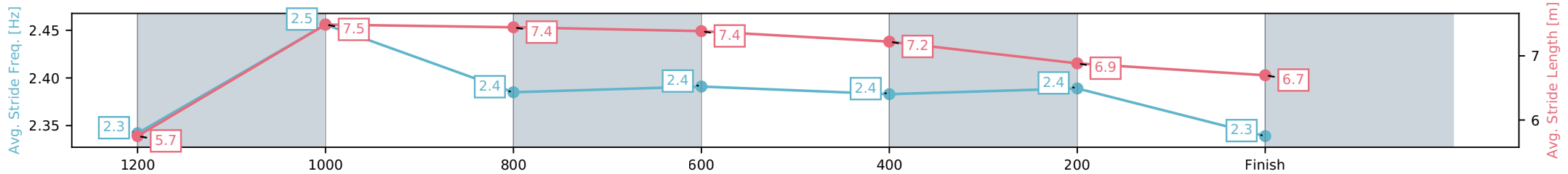
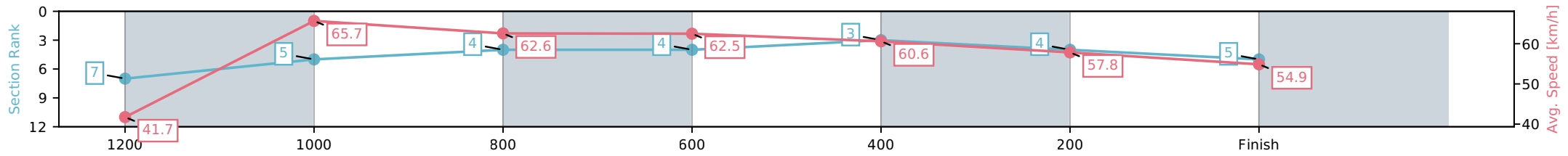
| | |
|--------------------------------|---------------------------------|
| Horse/Jockey Name | Touch Of Gracie/Tiffani Brooker |
| Finish Rank | 5 |
| Fastest Section Time (Section) | 0:10.98 (1200-1000) |
| Top Speed [km/h] (Section) | 67.0 (1200-1000) |
| Race State | Finished |



Toowoomba QLD --Professional-2026-06-06
 Race 2: Refined Refrigeration Solutions BM70 Handicap - 1300m
 06 June 2026 - 5:15PM
 Track Rating: Good 4, Weather: Fine, Rail Position: +2m Entire Circuit



| Section | L1300 | L1200 | L1000 | L800 | L600 | L400 | L200 |
|------------------------|----------------------|--------------------------|--------------------------|--------------------------|--------------------------|--------------------------|--------------------------|
| Section Times | 1:20.47 (0:08.91) | 1:11.56 [7] (0:10.98) | 1:00.58 [5] (0:11.57) | 0:49.01 [4] (0:11.54) | 0:37.47 [4] (0:11.88) | 0:25.58 [3] (0:12.47) | 0:13.12 [4] (0:13.12) |
| Average Speed [km/h] | 41.7 | 65.7 | 62.6 | 62.5 | 60.6 | 57.8 | 54.9 |
| Top Speed [km/h] | 63.5 | 67.0 | 65.3 | 63.2 | 62.4 | 59.0 | 57.4 |
| Avg. Dist. to Rail [m] | 6.4 | 1.7 | 1.2 | 0.9 | 0.3 | 0.6 | 1.6 |
| Avg. Stride Freq. [Hz] | 2.3 | 2.5 | 2.4 | 2.4 | 2.4 | 2.4 | 2.3 |
| Avg. Stride Length [m] | 5.7 | 7.5 | 7.4 | 7.4 | 7.2 | 6.9 | 6.7 |



[] Ranking at each section and finish
 -:-:- No data available at this section
 NA No data available

| | |
|--------------------------------|------------------------------|
| Horse/Jockey Name | Affinity Flyer/Harrison Shaw |
| Finish Rank | 6 |
| Fastest Section Time (Section) | 0:11.08 (1200-1000) |
| Top Speed [km/h] (Section) | 66.8 (1200-1000) |
| Race State | Finished |



Toowoomba QLD --Professional-2026-06-06

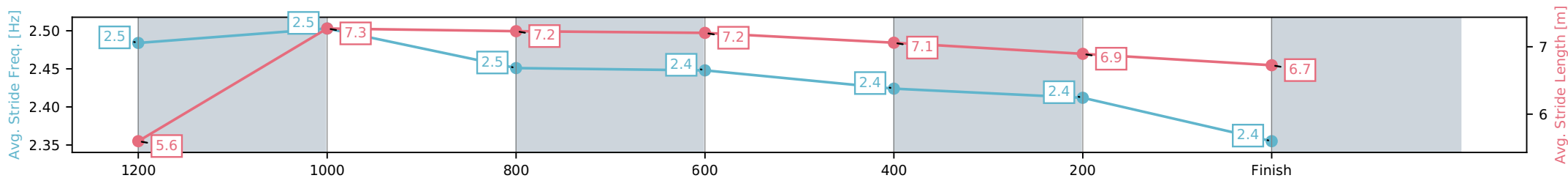
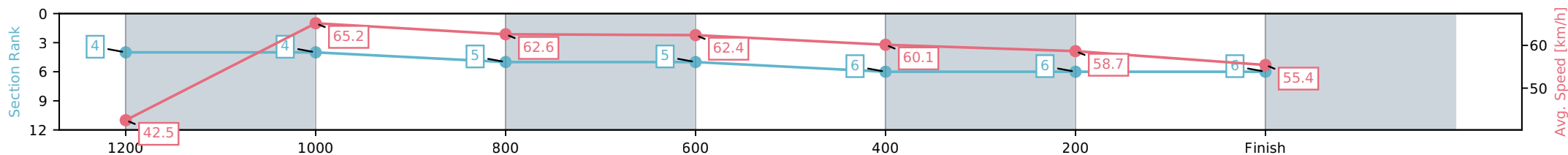
Race 2: Refined Refrigeration Solutions BM70 Handicap - 1300m



06 June 2026 - 5:15PM

Track Rating: Good 4, Weather: Fine, Rail Position: +2m Entire Circuit

| Section | L1300 | L1200 | L1000 | L800 | L600 | L400 | L200 |
|------------------------|----------------------|--------------------------|--------------------------|--------------------------|--------------------------|--------------------------|--------------------------|
| Section Times | 1:20.59 (0:08.69) | 1:11.90 [4] (0:11.08) | 1:00.82 [4] (0:11.69) | 0:49.13 [5] (0:11.66) | 0:37.46 [5] (0:12.06) | 0:25.40 [6] (0:12.32) | 0:13.08 [6] (0:13.08) |
| Average Speed [km/h] | 42.5 | 65.2 | 62.6 | 62.4 | 60.1 | 58.7 | 55.4 |
| Top Speed [km/h] | 60.8 | 66.8 | 63.7 | 63.4 | 62.4 | 59.6 | 57.5 |
| Avg. Dist. to Rail [m] | 8.9 | 5.1 | 4.9 | 3.1 | 1.4 | 2.5 | 5.2 |
| Avg. Stride Freq. [Hz] | 2.5 | 2.5 | 2.5 | 2.4 | 2.4 | 2.4 | 2.4 |
| Avg. Stride Length [m] | 5.6 | 7.3 | 7.2 | 7.2 | 7.1 | 6.9 | 6.7 |



- [] Ranking at each section and finish
- :-:- No data available at this section
- NA No data available

| | |
|--------------------------------|----------------------------|
| Horse/Jockey Name | Capo Strada/Colleen Krahen |
| Finish Rank | 7 |
| Fastest Section Time (Section) | 0:11.26 (1200-1000) |
| Top Speed [km/h] (Section) | 65.3 (1200-1000) |
| Race State | Finished |



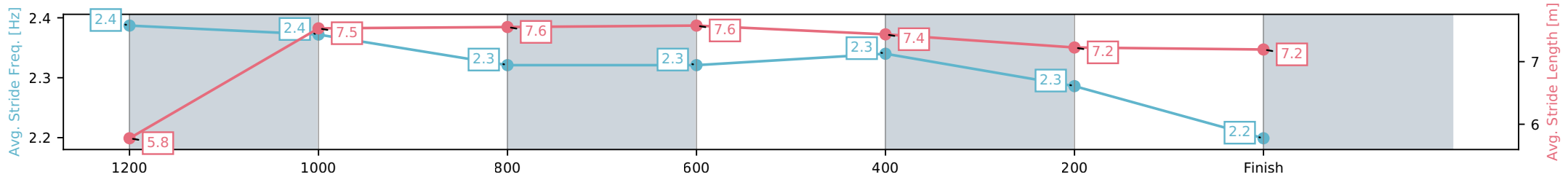
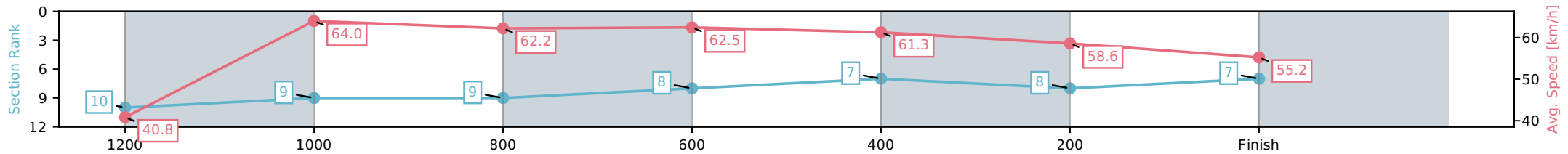
Toowoomba QLD --Professional-2026-06-06
 Race 2: Refined Refrigeration Solutions BM70 Handicap - 1300m



06 June 2026 - 5:15PM

Track Rating: Good 4, Weather: Fine, Rail Position: +2m Entire Circuit

| Section | L1300 | L1200 | L1000 | L800 | L600 | L400 | L200 |
|------------------------|----------------------|---------------------------|--------------------------|--------------------------|--------------------------|--------------------------|--------------------------|
| Section Times | 1:20.87 (0:09.18) | 1:11.69 [10] (0:11.26) | 1:00.43 [9] (0:11.63) | 0:48.80 [9] (0:11.58) | 0:37.22 [8] (0:11.84) | 0:25.39 [7] (0:12.34) | 0:13.05 [8] (0:13.05) |
| Average Speed [km/h] | 40.8 | 64.0 | 62.2 | 62.5 | 61.3 | 58.6 | 55.2 |
| Top Speed [km/h] | 60.9 | 65.3 | 63.7 | 63.1 | 63.1 | 59.8 | 58.4 |
| Avg. Dist. to Rail [m] | 6.0 | 2.5 | 1.8 | 1.2 | 1.3 | 1.9 | 4.7 |
| Avg. Stride Freq. [Hz] | 2.4 | 2.4 | 2.3 | 2.3 | 2.3 | 2.3 | 2.2 |
| Avg. Stride Length [m] | 5.8 | 7.5 | 7.6 | 7.6 | 7.4 | 7.2 | 7.2 |



- [] Ranking at each section and finish
- :-:- No data available at this section
- NA No data available

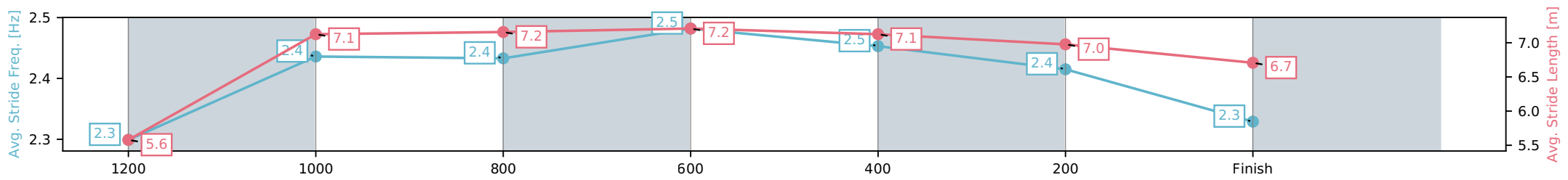
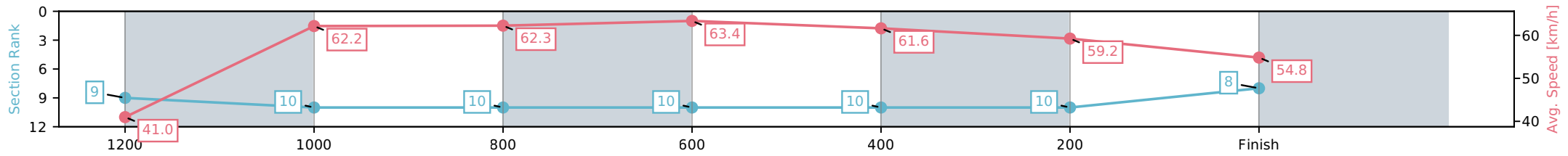
| | |
|--------------------------------|-----------------------------|
| Horse/Jockey Name | Expectant/Hannah Richardson |
| Finish Rank | 8 |
| Fastest Section Time (Section) | 0:11.48 (800-600) |
| Top Speed [km/h] (Section) | 64.2 (800-600) |
| Race State | Finished |



Toowoomba QLD --Professional-2026-06-06
 Race 2: Refined Refrigeration Solutions BM70 Handicap - 1300m
 06 June 2026 - 5:15PM
 Track Rating: Good 4, Weather: Fine, Rail Position: +2m Entire Circuit



| Section | L1300 | L1200 | L1000 | L800 | L600 | L400 | L200 |
|------------------------|----------------------|--------------------------|---------------------------|---------------------------|---------------------------|---------------------------|---------------------------|
| Section Times | 1:21.16 (0:09.18) | 1:11.98 [9] (0:11.59) | 1:00.40 [10] (0:11.64) | 0:48.75 [10] (0:11.48) | 0:37.28 [10] (0:11.88) | 0:25.40 [10] (0:12.23) | 0:13.16 [10] (0:13.16) |
| Average Speed [km/h] | 41.0 | 62.2 | 62.3 | 63.4 | 61.6 | 59.2 | 54.8 |
| Top Speed [km/h] | 58.4 | 63.9 | 62.9 | 64.2 | 63.0 | 61.2 | 56.8 |
| Avg. Dist. to Rail [m] | 4.2 | 2.2 | 1.5 | 3.2 | 3.7 | 2.9 | 4.9 |
| Avg. Stride Freq. [Hz] | 2.3 | 2.4 | 2.4 | 2.5 | 2.5 | 2.4 | 2.3 |
| Avg. Stride Length [m] | 5.6 | 7.1 | 7.2 | 7.2 | 7.1 | 7.0 | 6.7 |



[] Ranking at each section and finish
 -:-:- No data available at this section
 NA No data available

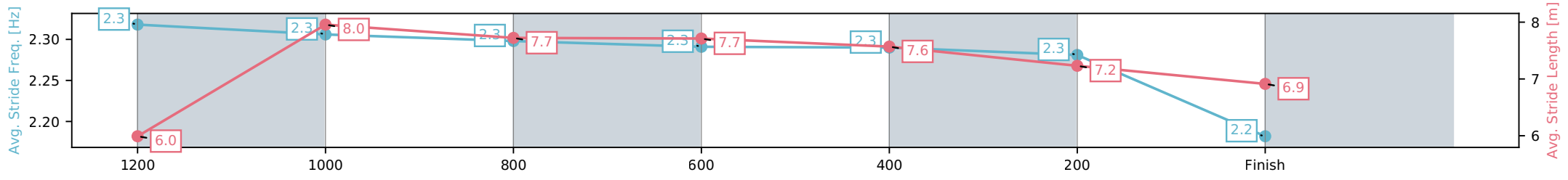
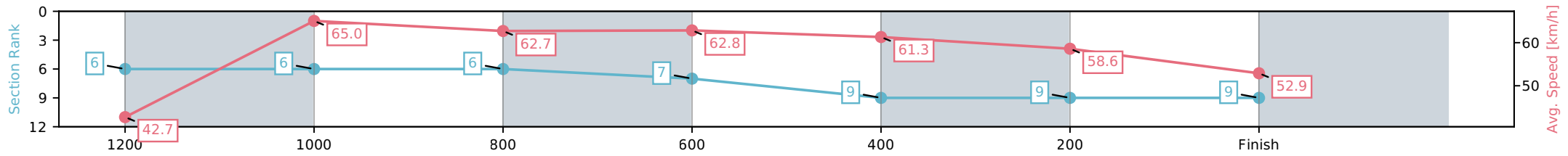
| | |
|--------------------------------|--------------------------------|
| Horse/Jockey Name | Mishani Renegade/Olivia Kendal |
| Finish Rank | 9 |
| Fastest Section Time (Section) | 0:11.13 (1200-1000) |
| Top Speed [km/h] (Section) | 66.1 (1200-1000) |
| Race State | Finished |



Toowoomba QLD --Professional-2026-06-06
 Race 2: Refined Refrigeration Solutions BM70 Handicap - 1300m
 06 June 2026 - 5:15PM
 Track Rating: Good 4, Weather: Fine, Rail Position: +2m Entire Circuit



| Section | L1300 | L1200 | L1000 | L800 | L600 | L400 | L200 |
|------------------------|----------------------|--------------------------|--------------------------|--------------------------|--------------------------|--------------------------|--------------------------|
| Section Times | 1:21.46 (0:08.81) | 1:12.65 [6] (0:11.13) | 1:01.52 [6] (0:11.84) | 0:49.69 [6] (0:11.74) | 0:37.94 [7] (0:12.01) | 0:25.94 [9] (0:12.35) | 0:13.59 [9] (0:13.59) |
| Average Speed [km/h] | 42.7 | 65.0 | 62.7 | 62.8 | 61.3 | 58.6 | 52.9 |
| Top Speed [km/h] | 61.7 | 66.1 | 64.5 | 63.7 | 62.5 | 60.5 | 56.4 |
| Avg. Dist. to Rail [m] | 11.0 | 8.1 | 8.4 | 7.1 | 4.0 | 2.3 | 7.5 |
| Avg. Stride Freq. [Hz] | 2.3 | 2.3 | 2.3 | 2.3 | 2.3 | 2.3 | 2.2 |
| Avg. Stride Length [m] | 6.0 | 8.0 | 7.7 | 7.7 | 7.6 | 7.2 | 6.9 |



[] Ranking at each section and finish
 -:-:- No data available at this section
 NA No data available

| | |
|--------------------------------|---------------------------|
| Horse/Jockey Name | Data Leak/Skye Bogenhuber |
| Finish Rank | 10 |
| Fastest Section Time (Section) | 0:11.00 (1200-1000) |
| Top Speed [km/h] (Section) | 66.7 (1200-1000) |
| Race State | Finished |



Toowoomba QLD --Professional-2026-06-06

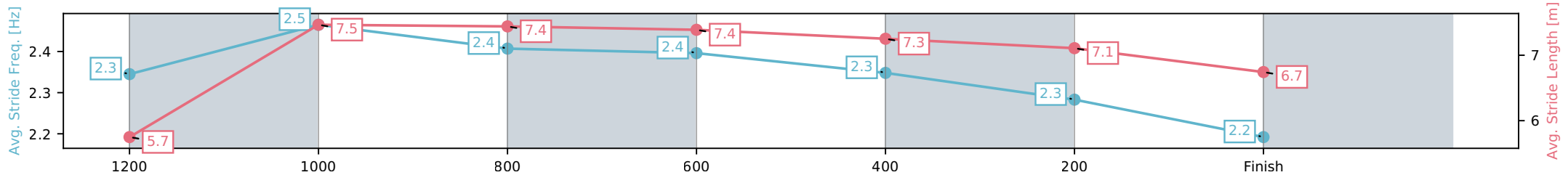
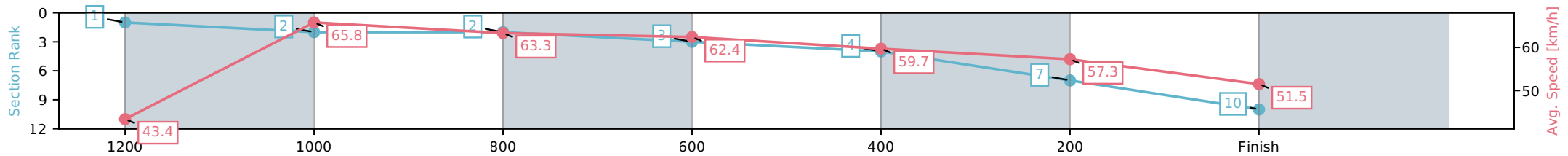
Race 2: Refined Refrigeration Solutions BM70 Handicap - 1300m



06 June 2026 - 5:15PM

Track Rating: Good 4, Weather: Fine, Rail Position: +2m Entire Circuit

| Section | L1300 | L1200 | L1000 | L800 | L600 | L400 | L200 |
|------------------------|----------------------|--------------------------|--------------------------|--------------------------|--------------------------|--------------------------|--------------------------|
| Section Times | 1:21.52 (0:08.59) | 1:12.93 [1] (0:11.00) | 1:01.93 [2] (0:11.52) | 0:50.40 [2] (0:11.70) | 0:38.70 [3] (0:12.23) | 0:26.48 [4] (0:12.57) | 0:13.91 [7] (0:13.91) |
| Average Speed [km/h] | 43.4 | 65.8 | 63.3 | 62.4 | 59.7 | 57.3 | 51.5 |
| Top Speed [km/h] | 61.3 | 66.7 | 64.5 | 63.2 | 61.9 | 58.7 | 54.9 |
| Avg. Dist. to Rail [m] | 9.1 | 5.7 | 4.4 | 4.5 | 2.7 | 1.3 | 4.7 |
| Avg. Stride Freq. [Hz] | 2.3 | 2.5 | 2.4 | 2.4 | 2.3 | 2.3 | 2.2 |
| Avg. Stride Length [m] | 5.7 | 7.5 | 7.4 | 7.4 | 7.3 | 7.1 | 6.7 |



- [] Ranking at each section and finish
- :-:- No data available at this section
- NA No data available



Toowoomba QLD

Race 3: A Little Sweetness BM55 Handicap - 1625m

06 June 2026 - 5:55PM



Track Rating: Good 4, Weather: Fine, Rail Position: +2m Entire Circuit

Field Times (Race Tempo) 1:41.16 (0:14.79) 1:26.37 (0:11.21) 1:15.15 (0:11.81) 1:03.35 (0:12.49) 0:50.85 (0:12.25) 0:38.61 (0:12.47) 0:26.14 (0:12.83) 0:13.31 (0:13.31)

| Rank | TAB# | Horse | Overall Time | First 400m | Top Speed km/h (Section) | L1625 | L1400 | L1200 | L1000 | L800 | L600 | L400 | L200 |
|------|--------|--------------------|---------------|------------|--------------------------|--------------|--------------|--------------|--------------|--------------|--------------|--------------|--------------|
| | (BAR#) | Jockey | Margin (DT-W) | Last 600m | Fastest Section (Time) | Start - 1400 | 1400 - 1200 | 1200 - 1000 | 1000 - 800 | 800 - 600 | 600 - 400 | 400 - 200 | 200 - Finish |
| 1 | 9 | Bambino Di Vino | 1:41.16 | 0:24.92 | 68.5 (1625 - 1400) | 1:41.16 | 1:25.84 [7] | 1:14.87 [5] | 1:03.08 [3] | 0:50.56 [3] | 0:38.17 [5] | 0:25.69 [2] | 0:13.20 [2] |
| | (2) | Montanna Savva | | 0:38.17 | 1400-1200 (0:10.97) | (0:15.32) | (0:10.97) | (0:11.79) | (0:12.52) | (0:12.39) | (0:12.48) | (0:12.49) | (0:13.20) |
| 2 | 6 | Sweet Pretender | 1:41.32 | 0:24.83 | 67.4 (1400-1200) | 1:41.32 | 1:26.20 [4] | 1:15.14 [3] | 1:03.22 [4] | 0:50.71 [4] | 0:38.35 [4] | 0:25.59 [6] | 0:13.13 [3] |
| | (4) | Aidan Keeley | 0.9L (-1) | 0:38.35 | 1400-1200 (0:11.06) | (0:15.12) | (0:11.06) | (0:11.92) | (0:12.51) | (0:12.36) | (0:12.76) | (0:12.46) | (0:13.13) |
| 3 | 11 | Southoftheborder | 1:41.38 | 0:24.64 | 68.5 (1625 - 1400) | 1:41.38 | 1:26.56 [2] | 1:15.37 [1] | 1:03.57 [1] | 0:51.07 [1] | 0:38.83 [1] | 0:26.36 [1] | 0:13.53 [1] |
| | (1) | Micheal Hellyer | 1.2L (-7) | 0:38.83 | 1400-1200 (0:11.18) | (0:14.82) | (0:11.18) | (0:11.81) | (0:12.49) | (0:12.25) | (0:12.47) | (0:12.83) | (0:13.53) |
| 4 | 5 | Mister Mighty | 1:41.40 | 0:24.93 | 68.1 (1625 - 1400) | 1:41.40 | 1:26.20 [5] | 1:15.13 [4] | 1:03.09 [6] | 0:50.53 [8] | 0:38.14 [8] | 0:25.54 [8] | 0:12.83 [5] |
| | (6) | Luke Dempsey | 1.4L (+2) | 0:38.14 | 1400-1200 (0:11.07) | (0:15.20) | (0:11.07) | (0:12.04) | (0:12.56) | (0:12.39) | (0:12.60) | (0:12.71) | (0:12.83) |
| 5 | 1 | Somethin In Orange | 1:41.64 | 0:25.22 | 66.7 (1400-1200) | 1:41.64 | 1:26.34 [6] | 1:15.07 [8] | 1:03.11 [8] | 0:50.79 [7] | 0:38.56 [7] | 0:26.04 [3] | 0:13.36 [4] |
| | (7) | Nathan Fazackerley | 2.8L (+3) | 0:38.56 | 1400-1200 (0:11.27) | (0:15.30) | (0:11.27) | (0:11.96) | (0:12.32) | (0:12.23) | (0:12.51) | (0:12.69) | (0:13.36) |
| 6 | 8 | Flying Phoenix | 1:41.87 | 0:25.11 | 68.7 (1625 - 1400) | 1:41.87 | 1:26.38 [8] | 1:15.41 [7] | 1:03.60 [5] | 0:51.17 [5] | 0:38.87 [6] | 0:26.08 [7] | 0:13.25 [6] |
| | (8) | Damien Boche | 4.2L (-8) | 0:38.87 | 1400-1200 (0:10.96) | (0:15.50) | (0:10.96) | (0:11.81) | (0:12.43) | (0:12.30) | (0:12.79) | (0:12.83) | (0:13.25) |
| 7 | 13 | Bolero | 1:42.00 | 0:25.92 | 65.7 (1400-1200) | 1:42.00 | 1:26.02 [9] | 1:14.65 [9] | 1:03.00 [9] | 0:50.54 [10] | 0:38.25 [10] | 0:25.64 [10] | 0:12.90 [9] |
| | (10) | Olivia Kendal | 4.9L (+0) | 0:38.25 | 1400-1200 (0:11.36) | (0:15.98) | (0:11.36) | (0:11.65) | (0:12.46) | (0:12.30) | (0:12.61) | (0:12.74) | (0:12.90) |
| 8 | 2 | Advance To Jaffa | 1:42.05 | 0:26.32 | 65.7 (1625 - 1400) | 1:42.05 | 1:25.56 [10] | 1:14.37 [10] | 1:02.86 [10] | 0:50.67 [9] | 0:38.48 [9] | 0:25.95 [9] | 0:13.10 [8] |
| | (9) | Kelsey Lenton | 5.2L (+0) | 0:38.48 | 1400-1200 (0:11.19) | (0:16.49) | (0:11.19) | (0:11.50) | (0:12.20) | (0:12.18) | (0:12.53) | (0:12.85) | (0:13.10) |
| 9 | 7 | Bump'n'run | 1:42.27 | 0:25.04 | 68.1 (1400-1200) | 1:42.27 | 1:27.17 [3] | 1:15.82 [6] | 1:03.89 [7] | 0:51.51 [6] | 0:39.34 [3] | 0:26.55 [5] | 0:13.46 [7] |
| | (5) | Skye Bogenhuber | 6.5L (+5) | 0:39.34 | 1400-1200 (0:11.35) | (0:15.10) | (0:11.35) | (0:11.93) | (0:12.37) | (0:12.18) | (0:12.79) | (0:13.09) | (0:13.46) |
| 10 | 10 | Spring Rain | 1:44.01 | 0:24.66 | 68.6 (1625 - 1400) | 1:44.01 | 1:29.22 [1] | 1:17.96 [2] | 1:06.08 [2] | 0:53.59 [2] | 0:41.26 [2] | 0:28.35 [4] | 0:14.58 [10] |
| | (3) | Hannah Richardson | 16.7L (-1) | 0:41.27 | 1400-1200 (0:11.26) | (0:14.79) | (0:11.26) | (0:11.88) | (0:12.50) | (0:12.32) | (0:12.92) | (0:13.77) | (0:14.58) |

Scratched: Chayse 'N' Leisa (#3), Blumstien (#4), Gold Dazzler (#12), Roigard (#14), Rokabye Warrior (#15), Miss Nicolini (#16)

Report Created: Sat 06 June 2026

(Note: Races are conducted over an approximate distance as close as possible to the advertised distance, and recorded data may vary accordingly. Official times refer to race times only and do not include handicap times.)

[] Position in running at each section and finish
 TAB# Saddle cloth number
 -:--:-- No data available at this section
 BAR# Barrier/Gate Position
 NA No data available
 DNF Did not finish
 DNT Did not track
 DT-W Distance travelled compared to winner in metres

Fastest split
 Fastest section

data processed by TRIPLESDATA

| | |
|--------------------------------|--------------------------------|
| Horse/Jockey Name | Bambino Di Vino/Montanna Savva |
| Finish Rank | 1 |
| Fastest Section Time (Section) | 0:10.97 (1400-1200) |
| Top Speed [km/h] (Section) | 68.5 (1625 - 1400) |
| Race State | Finished |



Toowoomba QLD --Professional-2026-06-06

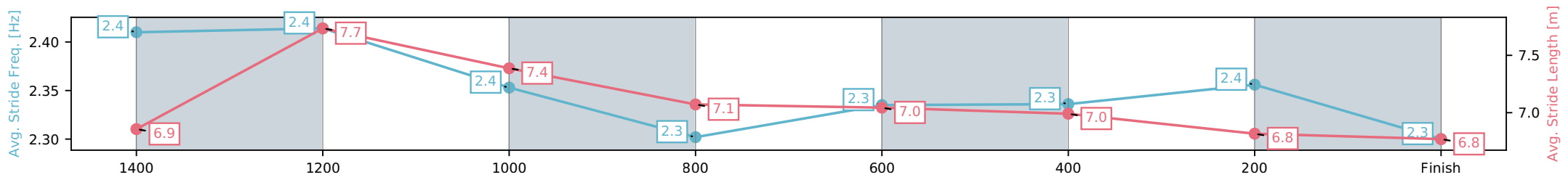
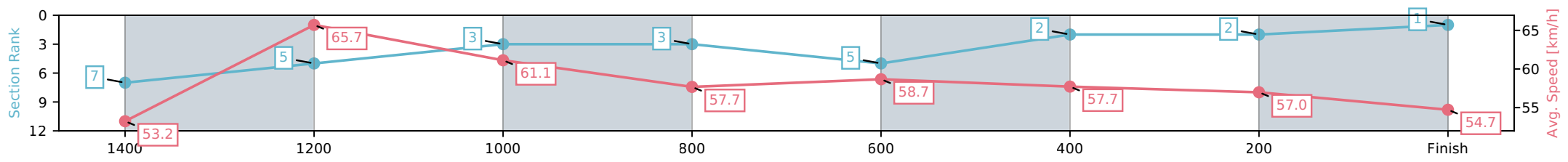
Race 3: A Little Sweetness BM55 Handicap - 1625m

06 June 2026 - 5:55PM



Track Rating: Good 4, Weather: Fine, Rail Position: +2m Entire Circuit

| Section | L1625 | L1400 | L1200 | L1000 | L800 | L600 | L400 | L200 |
|------------------------|----------------------|--------------------------|--------------------------|--------------------------|--------------------------|--------------------------|--------------------------|--------------------------|
| Section Times | 1:41.16 (0:15.32) | 1:25.84 [7] (0:10.97) | 1:14.87 [5] (0:11.79) | 1:03.08 [3] (0:12.52) | 0:50.56 [3] (0:12.39) | 0:38.17 [5] (0:12.48) | 0:25.69 [2] (0:12.49) | 0:13.20 [2] (0:13.20) |
| Average Speed [km/h] | 53.2 | 65.7 | 61.1 | 57.7 | 58.7 | 57.7 | 57.0 | 54.7 |
| Top Speed [km/h] | 68.5 | 67.5 | 63.1 | 58.6 | 60.0 | 59.2 | 58.0 | 56.3 |
| Avg. Dist. to Rail [m] | 5.5 | 0.7 | 0.3 | 0.7 | 2.9 | 1.6 | 2.5 | 0.8 |
| Avg. Stride Freq. [Hz] | 2.4 | 2.4 | 2.4 | 2.3 | 2.3 | 2.3 | 2.4 | 2.3 |
| Avg. Stride Length [m] | 6.9 | 7.7 | 7.4 | 7.1 | 7.0 | 7.0 | 6.8 | 6.8 |



[] Ranking at each section and finish
 -:-:- No data available at this section
 NA No data available

| | |
|--------------------------------|------------------------------|
| Horse/Jockey Name | Sweet Pretender/Aidan Keeley |
| Finish Rank | 2 |
| Fastest Section Time (Section) | 0:11.06 (1400-1200) |
| Top Speed [km/h] (Section) | 67.4 (1400-1200) |
| Race State | Finished |



Toowoomba QLD --Professional-2026-06-06

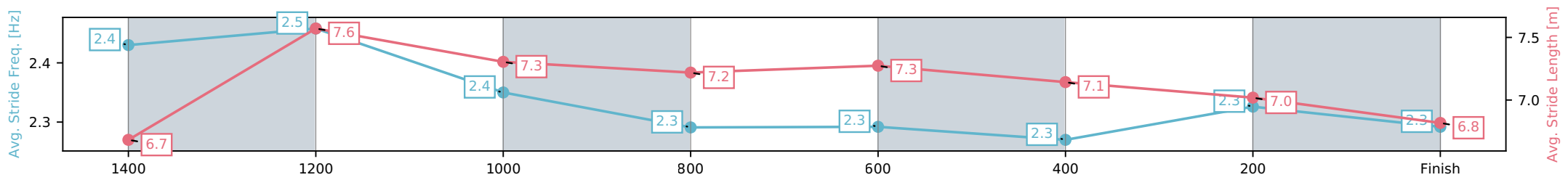
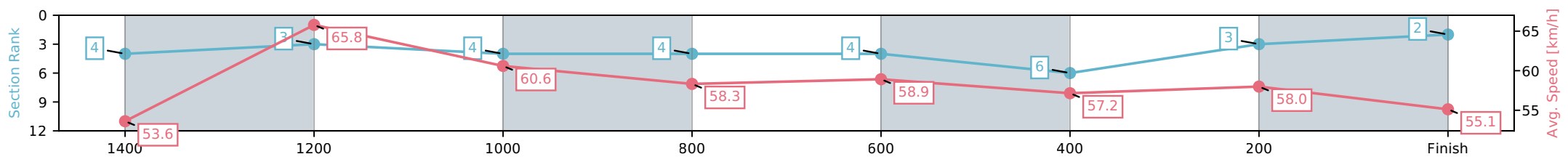
Race 3: A Little Sweetness BM55 Handicap - 1625m

06 June 2026 - 5:55PM



Track Rating: Good 4, Weather: Fine, Rail Position: +2m Entire Circuit

| Section | L1625 | L1400 | L1200 | L1000 | L800 | L600 | L400 | L200 |
|------------------------|----------------------|--------------------------|--------------------------|--------------------------|--------------------------|--------------------------|--------------------------|--------------------------|
| Section Times | 1:41.32 (0:15.12) | 1:26.20 [4] (0:11.06) | 1:15.14 [3] (0:11.92) | 1:03.22 [4] (0:12.51) | 0:50.71 [4] (0:12.36) | 0:38.35 [4] (0:12.76) | 0:25.59 [6] (0:12.46) | 0:13.13 [3] (0:13.13) |
| Average Speed [km/h] | 53.6 | 65.8 | 60.6 | 58.3 | 58.9 | 57.2 | 58.0 | 55.1 |
| Top Speed [km/h] | 66.9 | 67.4 | 63.1 | 59.1 | 59.3 | 59.4 | 59.1 | 57.2 |
| Avg. Dist. to Rail [m] | 4.0 | 2.1 | 3.2 | 3.1 | 3.7 | 2.5 | 1.9 | 4.0 |
| Avg. Stride Freq. [Hz] | 2.4 | 2.5 | 2.4 | 2.3 | 2.3 | 2.3 | 2.3 | 2.3 |
| Avg. Stride Length [m] | 6.7 | 7.6 | 7.3 | 7.2 | 7.3 | 7.1 | 7.0 | 6.8 |



[] Ranking at each section and finish
 -:-:- No data available at this section
 NA No data available

| | |
|--------------------------------|----------------------------------|
| Horse/Jockey Name | Southoftheborder/Micheal Hellyer |
| Finish Rank | 3 |
| Fastest Section Time (Section) | 0:11.18 (1400-1200) |
| Top Speed [km/h] (Section) | 68.5 (1625 - 1400) |
| Race State | Finished |



Toowoomba QLD --Professional-2026-06-06

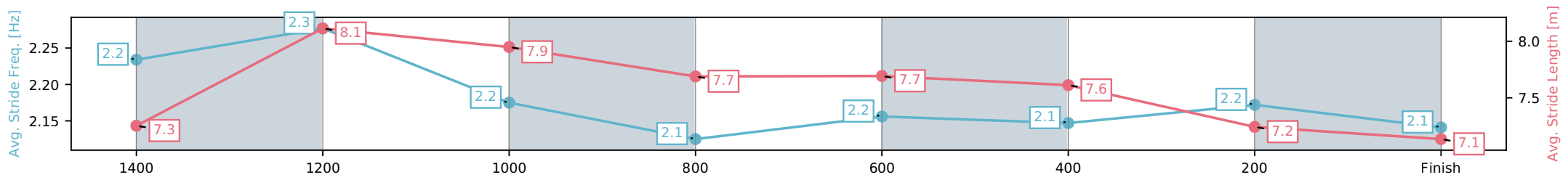
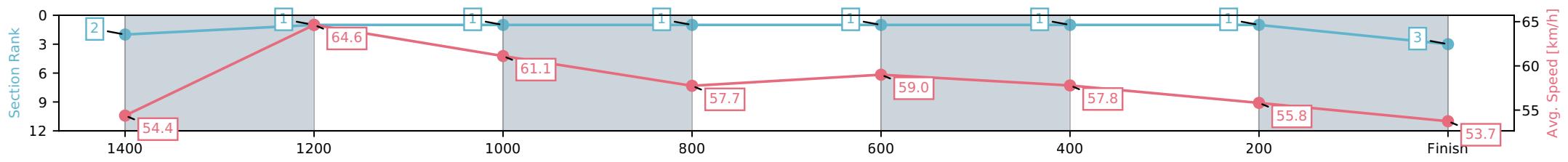
Race 3: A Little Sweetness BM55 Handicap - 1625m

06 June 2026 - 5:55PM



Track Rating: Good 4, Weather: Fine, Rail Position: +2m Entire Circuit

| Section | L1625 | L1400 | L1200 | L1000 | L800 | L600 | L400 | L200 |
|------------------------|----------------------|--------------------------|--------------------------|--------------------------|--------------------------|--------------------------|--------------------------|--------------------------|
| Section Times | 1:41.38 (0:14.82) | 1:26.56 [2] (0:11.18) | 1:15.37 [1] (0:11.81) | 1:03.57 [1] (0:12.49) | 0:51.07 [1] (0:12.25) | 0:38.83 [1] (0:12.47) | 0:26.36 [1] (0:12.83) | 0:13.53 [1] (0:13.53) |
| Average Speed [km/h] | 54.4 | 64.6 | 61.1 | 57.7 | 59.0 | 57.8 | 55.8 | 53.7 |
| Top Speed [km/h] | 68.5 | 67.8 | 62.6 | 59.3 | 59.8 | 59.7 | 57.3 | 55.8 |
| Avg. Dist. to Rail [m] | 1.9 | 0.8 | 0.4 | 0.7 | 1.0 | 0.6 | 1.3 | 0.7 |
| Avg. Stride Freq. [Hz] | 2.2 | 2.3 | 2.2 | 2.1 | 2.2 | 2.1 | 2.2 | 2.1 |
| Avg. Stride Length [m] | 7.3 | 8.1 | 7.9 | 7.7 | 7.7 | 7.6 | 7.2 | 7.1 |



[] Ranking at each section and finish
 -:-:- No data available at this section
 NA No data available

| | |
|--------------------------------|----------------------------|
| Horse/Jockey Name | Mister Mighty/Luke Dempsey |
| Finish Rank | 4 |
| Fastest Section Time (Section) | 0:11.07 (1400-1200) |
| Top Speed [km/h] (Section) | 68.1 (1625 - 1400) |
| Race State | Finished |



Toowoomba QLD --Professional-2026-06-06

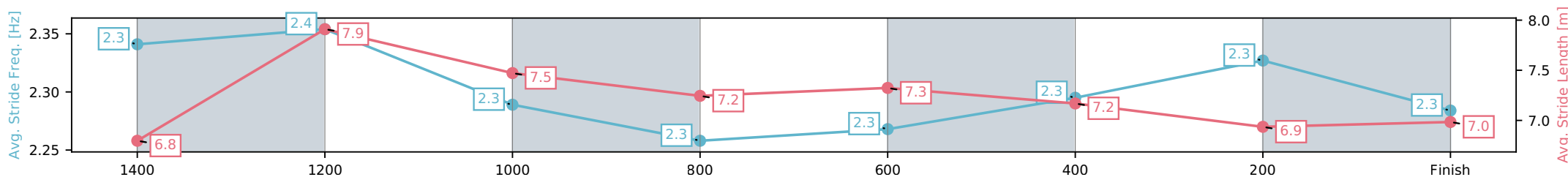
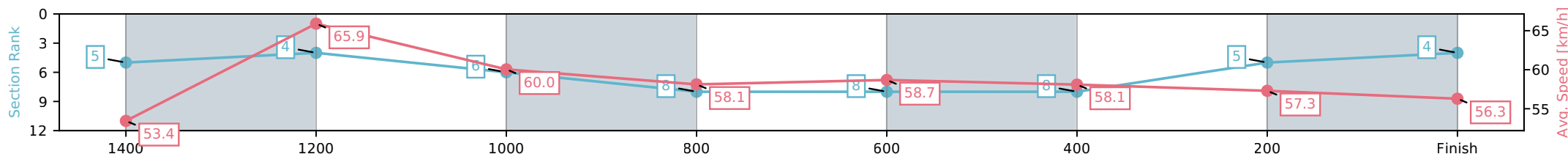
Race 3: A Little Sweetness BM55 Handicap - 1625m

06 June 2026 - 5:55PM



Track Rating: Good 4, Weather: Fine, Rail Position: +2m Entire Circuit

| Section | L1625 | L1400 | L1200 | L1000 | L800 | L600 | L400 | L200 |
|------------------------|----------------------|--------------------------|--------------------------|--------------------------|--------------------------|--------------------------|--------------------------|--------------------------|
| Section Times | 1:41.40 (0:15.20) | 1:26.20 [5] (0:11.07) | 1:15.13 [4] (0:12.04) | 1:03.09 [6] (0:12.56) | 0:50.53 [8] (0:12.39) | 0:38.14 [8] (0:12.60) | 0:25.54 [8] (0:12.71) | 0:12.83 [5] (0:12.83) |
| Average Speed [km/h] | 53.4 | 65.9 | 60.0 | 58.1 | 58.7 | 58.1 | 57.3 | 56.3 |
| Top Speed [km/h] | 68.1 | 66.7 | 64.2 | 59.4 | 59.5 | 58.8 | 57.8 | 57.5 |
| Avg. Dist. to Rail [m] | 5.6 | 2.3 | 4.6 | 3.7 | 3.3 | 3.3 | 3.1 | 1.5 |
| Avg. Stride Freq. [Hz] | 2.3 | 2.4 | 2.3 | 2.3 | 2.3 | 2.3 | 2.3 | 2.3 |
| Avg. Stride Length [m] | 6.8 | 7.9 | 7.5 | 7.2 | 7.3 | 7.2 | 6.9 | 7.0 |



- [] Ranking at each section and finish
- :-:- No data available at this section
- NA No data available

| | |
|--------------------------------|---------------------------------------|
| Horse/Jockey Name | Somethin In Orange/Nathan Fazackerley |
| Finish Rank | 5 |
| Fastest Section Time (Section) | 0:11.27 (1400-1200) |
| Top Speed [km/h] (Section) | 66.7 (1400-1200) |
| Race State | Finished |



Toowoomba QLD --Professional-2026-06-06

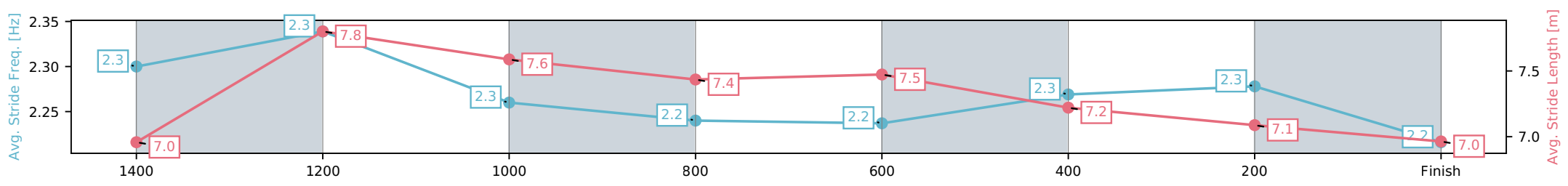
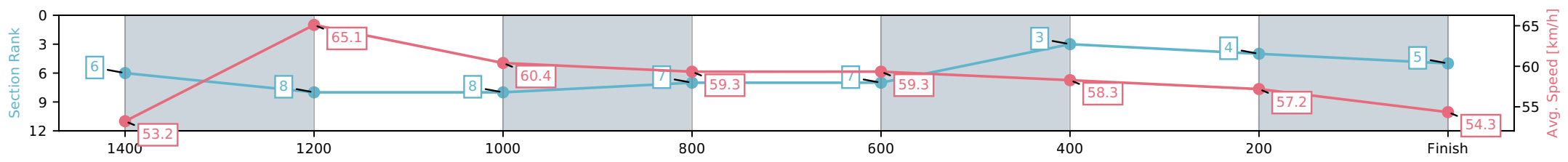
Race 3: A Little Sweetness BM55 Handicap - 1625m

06 June 2026 - 5:55PM



Track Rating: Good 4, Weather: Fine, Rail Position: +2m Entire Circuit

| Section | L1625 | L1400 | L1200 | L1000 | L800 | L600 | L400 | L200 |
|------------------------|----------------------|--------------------------|--------------------------|--------------------------|--------------------------|--------------------------|--------------------------|--------------------------|
| Section Times | 1:41.64 (0:15.30) | 1:26.34 [6] (0:11.27) | 1:15.07 [8] (0:11.96) | 1:03.11 [8] (0:12.32) | 0:50.79 [7] (0:12.23) | 0:38.56 [7] (0:12.51) | 0:26.04 [3] (0:12.69) | 0:13.36 [4] (0:13.36) |
| Average Speed [km/h] | 53.2 | 65.1 | 60.4 | 59.3 | 59.3 | 58.3 | 57.2 | 54.3 |
| Top Speed [km/h] | 66.5 | 66.7 | 63.4 | 60.4 | 60.6 | 59.7 | 58.0 | 56.3 |
| Avg. Dist. to Rail [m] | 6.8 | 3.7 | 4.7 | 4.3 | 2.4 | 2.7 | 2.8 | 4.7 |
| Avg. Stride Freq. [Hz] | 2.3 | 2.3 | 2.3 | 2.2 | 2.2 | 2.3 | 2.3 | 2.2 |
| Avg. Stride Length [m] | 7.0 | 7.8 | 7.6 | 7.4 | 7.5 | 7.2 | 7.1 | 7.0 |



[] Ranking at each section and finish
 -:-:- No data available at this section
 NA No data available

| | |
|--------------------------------|-----------------------------|
| Horse/Jockey Name | Flying Phoenix/Damien Boche |
| Finish Rank | 6 |
| Fastest Section Time (Section) | 0:10.96 (1400-1200) |
| Top Speed [km/h] (Section) | 68.7 (1625 - 1400) |
| Race State | Finished |



Toowoomba QLD --Professional-2026-06-06

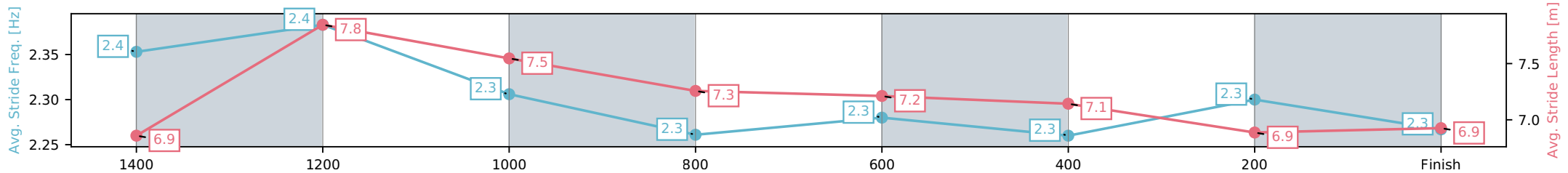
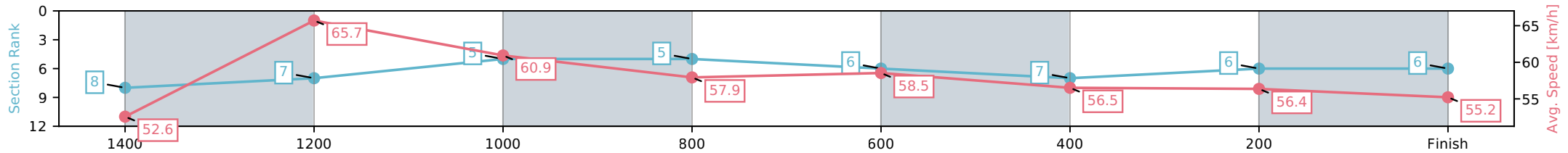
Race 3: A Little Sweetness BM55 Handicap - 1625m

06 June 2026 - 5:55PM



Track Rating: Good 4, Weather: Fine, Rail Position: +2m Entire Circuit

| Section | L1625 | L1400 | L1200 | L1000 | L800 | L600 | L400 | L200 |
|------------------------|----------------------|--------------------------|--------------------------|--------------------------|--------------------------|--------------------------|--------------------------|--------------------------|
| Section Times | 1:41.87 (0:15.50) | 1:26.38 [8] (0:10.96) | 1:15.41 [7] (0:11.81) | 1:03.60 [5] (0:12.43) | 0:51.17 [5] (0:12.30) | 0:38.87 [6] (0:12.79) | 0:26.08 [7] (0:12.83) | 0:13.25 [6] (0:13.25) |
| Average Speed [km/h] | 52.6 | 65.7 | 60.9 | 57.9 | 58.5 | 56.5 | 56.4 | 55.2 |
| Top Speed [km/h] | 68.7 | 67.2 | 62.4 | 58.9 | 59.0 | 58.8 | 57.0 | 56.6 |
| Avg. Dist. to Rail [m] | 6.8 | 0.4 | 0.2 | 0.3 | 0.5 | 0.6 | 2.1 | 3.2 |
| Avg. Stride Freq. [Hz] | 2.4 | 2.4 | 2.3 | 2.3 | 2.3 | 2.3 | 2.3 | 2.3 |
| Avg. Stride Length [m] | 6.9 | 7.8 | 7.5 | 7.3 | 7.2 | 7.1 | 6.9 | 6.9 |



[] Ranking at each section and finish
 -:-:- No data available at this section
 NA No data available

| | |
|--------------------------------|----------------------|
| Horse/Jockey Name | Bolero/Olivia Kendal |
| Finish Rank | 7 |
| Fastest Section Time (Section) | 0:11.36 (1400-1200) |
| Top Speed [km/h] (Section) | 65.7 (1400-1200) |
| Race State | Finished |



Toowoomba QLD --Professional-2026-06-06

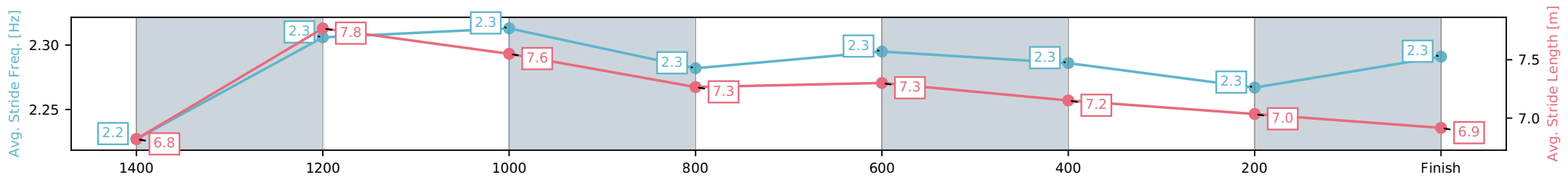
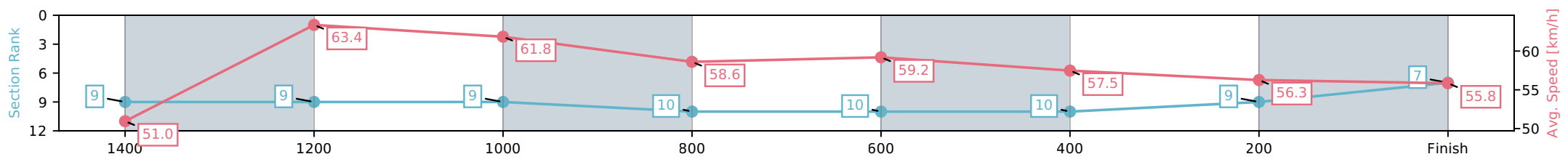
Race 3: A Little Sweetness BM55 Handicap - 1625m

06 June 2026 - 5:55PM



Track Rating: Good 4, Weather: Fine, Rail Position: +2m Entire Circuit

| Section | L1625 | L1400 | L1200 | L1000 | L800 | L600 | L400 | L200 |
|------------------------|----------------------|--------------------------|--------------------------|--------------------------|---------------------------|---------------------------|---------------------------|--------------------------|
| Section Times | 1:42.00 (0:15.98) | 1:26.02 [9] (0:11.36) | 1:14.65 [9] (0:11.65) | 1:03.00 [9] (0:12.46) | 0:50.54 [10] (0:12.30) | 0:38.25 [10] (0:12.61) | 0:25.64 [10] (0:12.74) | 0:12.90 [9] (0:12.90) |
| Average Speed [km/h] | 51.0 | 63.4 | 61.8 | 58.6 | 59.2 | 57.5 | 56.3 | 55.8 |
| Top Speed [km/h] | 65.3 | 65.7 | 63.5 | 59.5 | 59.7 | 59.1 | 57.0 | 56.7 |
| Avg. Dist. to Rail [m] | 5.6 | 1.1 | 3.2 | 3.7 | 3.1 | 1.4 | 1.3 | 1.2 |
| Avg. Stride Freq. [Hz] | 2.2 | 2.3 | 2.3 | 2.3 | 2.3 | 2.3 | 2.3 | 2.3 |
| Avg. Stride Length [m] | 6.8 | 7.8 | 7.6 | 7.3 | 7.3 | 7.2 | 7.0 | 6.9 |



[] Ranking at each section and finish
 -:-:- No data available at this section
 NA No data available

| | |
|--------------------------------|--------------------------------|
| Horse/Jockey Name | Advance To Jaffa/Kelsey Lenton |
| Finish Rank | 8 |
| Fastest Section Time (Section) | 0:11.19 (1400-1200) |
| Top Speed [km/h] (Section) | 65.7 (1625 - 1400) |
| Race State | Finished |



Toowoomba QLD --Professional-2026-06-06

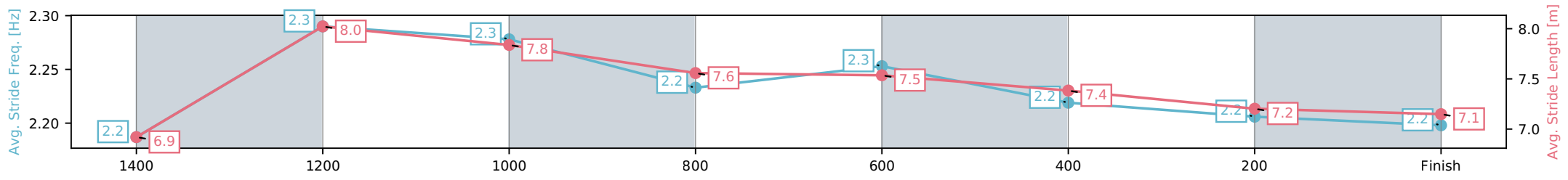
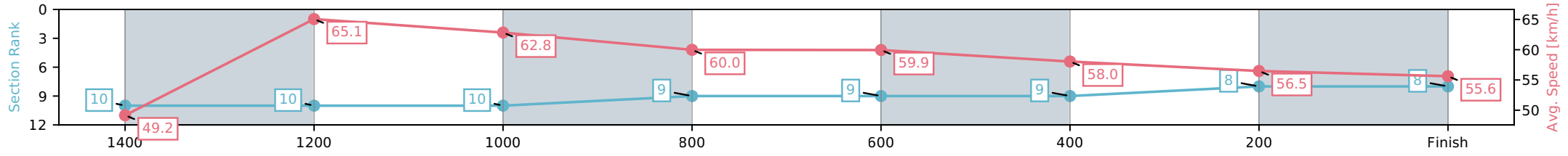
Race 3: A Little Sweetness BM55 Handicap - 1625m

06 June 2026 - 5:55PM



Track Rating: Good 4, Weather: Fine, Rail Position: +2m Entire Circuit

| Section | L1625 | L1400 | L1200 | L1000 | L800 | L600 | L400 | L200 |
|------------------------|----------------------|---------------------------|---------------------------|---------------------------|--------------------------|--------------------------|--------------------------|--------------------------|
| Section Times | 1:42.05 (0:16.49) | 1:25.56 [10] (0:11.19) | 1:14.37 [10] (0:11.50) | 1:02.86 [10] (0:12.20) | 0:50.67 [9] (0:12.18) | 0:38.48 [9] (0:12.53) | 0:25.95 [9] (0:12.85) | 0:13.10 [8] (0:13.10) |
| Average Speed [km/h] | 49.2 | 65.1 | 62.8 | 60.0 | 59.9 | 58.0 | 56.5 | 55.6 |
| Top Speed [km/h] | 65.7 | 65.7 | 64.9 | 60.6 | 61.1 | 58.8 | 56.8 | 56.2 |
| Avg. Dist. to Rail [m] | 4.9 | 1.9 | 4.4 | 4.7 | 3.8 | 2.1 | 2.8 | 4.5 |
| Avg. Stride Freq. [Hz] | 2.2 | 2.3 | 2.3 | 2.2 | 2.3 | 2.2 | 2.2 | 2.2 |
| Avg. Stride Length [m] | 6.9 | 8.0 | 7.8 | 7.6 | 7.5 | 7.4 | 7.2 | 7.1 |



[] Ranking at each section and finish
 -:-:- No data available at this section
 NA No data available

| | |
|--------------------------------|----------------------------|
| Horse/Jockey Name | Bump'n'run/Skye Bogenhuber |
| Finish Rank | 9 |
| Fastest Section Time (Section) | 0:11.35 (1400-1200) |
| Top Speed [km/h] (Section) | 68.1 (1400-1200) |
| Race State | Finished |



Toowoomba QLD --Professional-2026-06-06

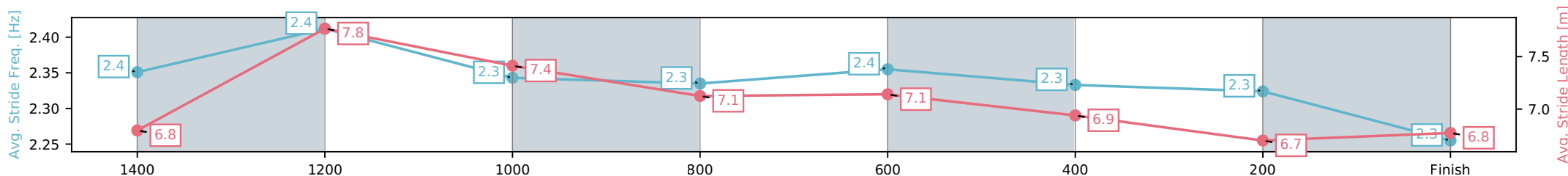
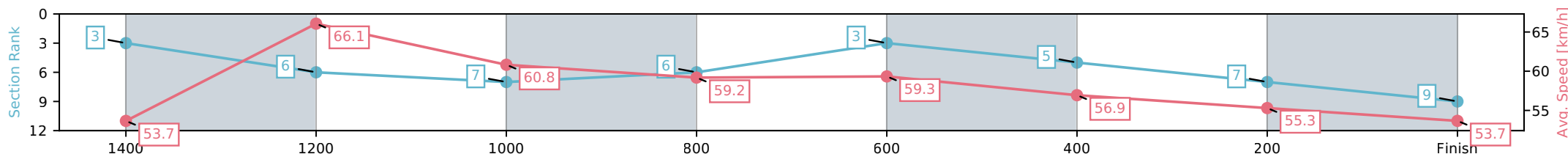
Race 3: A Little Sweetness BM55 Handicap - 1625m

06 June 2026 - 5:55PM



Track Rating: Good 4, Weather: Fine, Rail Position: +2m Entire Circuit

| Section | L1625 | L1400 | L1200 | L1000 | L800 | L600 | L400 | L200 |
|------------------------|----------------------|--------------------------|--------------------------|--------------------------|--------------------------|--------------------------|--------------------------|--------------------------|
| Section Times | 1:42.27 (0:15.10) | 1:27.17 [3] (0:11.35) | 1:15.82 [6] (0:11.93) | 1:03.89 [7] (0:12.37) | 0:51.51 [6] (0:12.18) | 0:39.34 [3] (0:12.79) | 0:26.55 [5] (0:13.09) | 0:13.46 [7] (0:13.46) |
| Average Speed [km/h] | 53.7 | 66.1 | 60.8 | 59.2 | 59.3 | 56.9 | 55.3 | 53.7 |
| Top Speed [km/h] | 68.0 | 68.1 | 63.0 | 60.3 | 60.5 | 59.1 | 56.0 | 55.4 |
| Avg. Dist. to Rail [m] | 6.3 | 7.4 | 6.9 | 4.9 | 1.8 | 2.0 | 1.8 | 2.6 |
| Avg. Stride Freq. [Hz] | 2.4 | 2.4 | 2.3 | 2.3 | 2.4 | 2.3 | 2.3 | 2.3 |
| Avg. Stride Length [m] | 6.8 | 7.8 | 7.4 | 7.1 | 7.1 | 6.9 | 6.7 | 6.8 |



- [] Ranking at each section and finish
- :-:- No data available at this section
- NA No data available

| | |
|--------------------------------|-------------------------------|
| Horse/Jockey Name | Spring Rain/Hannah Richardson |
| Finish Rank | 10 |
| Fastest Section Time (Section) | 0:11.26 (1400-1200) |
| Top Speed [km/h] (Section) | 68.6 (1625 - 1400) |
| Race State | Finished |



Toowoomba QLD --Professional-2026-06-06

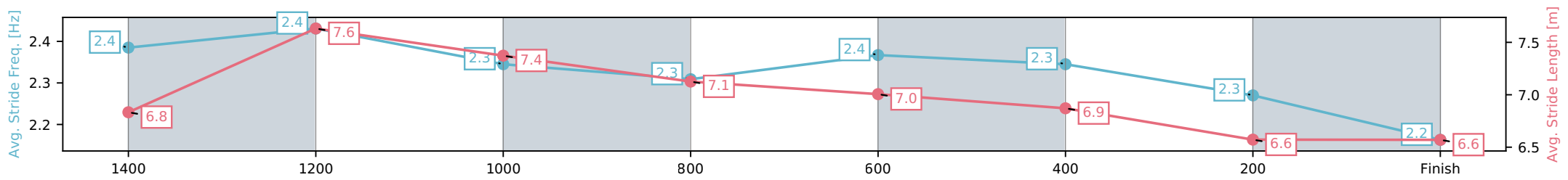
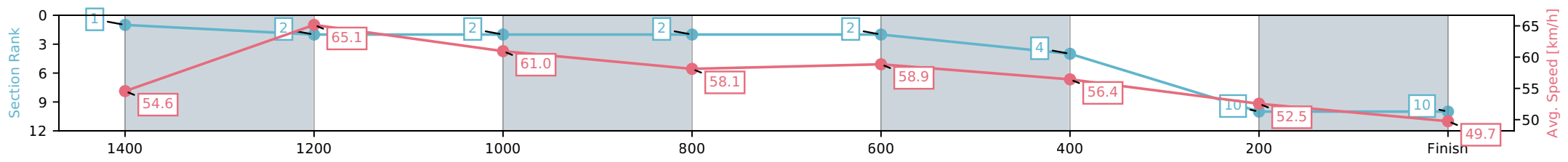
Race 3: A Little Sweetness BM55 Handicap - 1625m

06 June 2026 - 5:55PM



Track Rating: Good 4, Weather: Fine, Rail Position: +2m Entire Circuit

| Section | L1625 | L1400 | L1200 | L1000 | L800 | L600 | L400 | L200 |
|------------------------|----------------------|--------------------------|--------------------------|--------------------------|--------------------------|--------------------------|--------------------------|---------------------------|
| Section Times | 1:44.01 (0:14.79) | 1:29.22 [1] (0:11.26) | 1:17.96 [2] (0:11.88) | 1:06.08 [2] (0:12.50) | 0:53.59 [2] (0:12.32) | 0:41.26 [2] (0:12.92) | 0:28.35 [4] (0:13.77) | 0:14.58 [10] (0:14.58) |
| Average Speed [km/h] | 54.6 | 65.1 | 61.0 | 58.1 | 58.9 | 56.4 | 52.5 | 49.7 |
| Top Speed [km/h] | 68.6 | 67.5 | 62.7 | 59.4 | 59.6 | 59.5 | 54.5 | 51.4 |
| Avg. Dist. to Rail [m] | 3.9 | 3.4 | 3.9 | 2.6 | 2.4 | 2.6 | 1.6 | 1.8 |
| Avg. Stride Freq. [Hz] | 2.4 | 2.4 | 2.3 | 2.3 | 2.4 | 2.3 | 2.3 | 2.2 |
| Avg. Stride Length [m] | 6.8 | 7.6 | 7.4 | 7.1 | 7.0 | 6.9 | 6.6 | 6.6 |



[] Ranking at each section and finish
 -:-:- No data available at this section
 NA No data available



Toowoomba QLD

Race 4: Refined Refrigeration Solutions BM55 Handicap - 1050m

06 June 2026 - 6:32PM

Track Rating: Good 4, Weather: Fine, Rail Position: +2m Entire Circuit



Field Times (Race Tempo) 1:04.52 (0:05.28) 0:59.24 (0:11.39) 0:47.85 (0:10.88) 0:36.98 (0:11.64) 0:25.34 (0:12.47) 0:12.87 (0:12.87)

| Rank | TAB# | Horse | Overall Time | First 400m | Top Speed km/h (Section) | L1050 | L1000 | L800 | L600 | L400 | L200 | | |
|------|--------|----------------|---------------|------------|--------------------------|--------------|--------------|--------------|--------------|--------------|--------------|--|--|
| | (BAR#) | Jockey | Margin (DT-W) | Last 600m | Fastest Section (Time) | Start - 1000 | 1000 - 800 | 800 - 600 | 600 - 400 | 400 - 200 | 200 - Finish | | |
| 1 | 17 | Human Touch | 1:04.52 | 0:25.84 | 66.3 (800-600) | 1:04.52 | 0:58.93 [8] | 0:46.98 [9] | 0:35.97 [5] | 0:24.49 [4] | 0:12.54 [3] | | |
| | (10) | Jaden Lloyd | | 0:35.97 | 800-600 (0:11.01) | (0:05.59) | (0:11.95) | (0:11.01) | (0:11.48) | (0:11.95) | (0:12.54) | | |
| 2 | 7 | Goose Step | 1:04.60 | 0:24.96 | 67.2 (800-600) | 1:04.60 | 0:59.07 [7] | 0:47.71 [3] | 0:36.78 [2] | 0:25.21 [2] | 0:12.95 [1] | | |
| | (1) | Aidan Keeley | 0.4L (+3) | 0:36.78 | 800-600 (0:10.93) | (0:05.53) | (0:11.36) | (0:10.93) | (0:11.57) | (0:12.26) | (0:12.95) | | |
| 3 | 15 | Brave Emma | 1:04.84 | 0:26.20 | 65.7 (800-600) | 1:04.84 | 0:58.74 [10] | 0:46.92 [10] | 0:35.77 [10] | 0:24.47 [8] | 0:12.63 [5] | | |
| | (6) | Montanna Savva | 1.8L (+4) | 0:35.77 | 800-600 (0:11.15) | (0:06.10) | (0:11.81) | (0:11.15) | (0:11.30) | (0:11.84) | (0:12.63) | | |
| 4 | 19 | Peach Galantes | 1:05.17 | 0:25.98 | 64.1 (800-600) | 1:05.17 | 0:59.82 [3] | 0:47.77 [7] | 0:36.31 [9] | 0:24.68 [9] | 0:12.53 [8] | | |
| | (8) | Stacey Callow | 3.8L (+5) | 0:36.30 | 800-600 (0:11.46) | (0:05.35) | (0:12.05) | (0:11.46) | (0:11.63) | (0:12.14) | (0:12.53) | | |
| 5 | 9 | Time To Cry | 1:05.18 | 0:25.48 | 65.0 (800-600) | 1:05.18 | 0:59.86 [2] | 0:48.10 [4] | 0:36.88 [4] | 0:25.11 [5] | 0:12.84 [6] | | |
| | (2) | Ashley Butler | 3.9L (+0) | 0:36.88 | 800-600 (0:11.22) | (0:05.32) | (0:11.76) | (0:11.22) | (0:11.77) | (0:12.27) | (0:12.84) | | |
| 6 | 3 | Bee Two | 1:05.37 | 0:25.15 | 67.3 (1000-800) | 1:05.37 | 0:59.86 [6] | 0:48.51 [2] | 0:37.35 [3] | 0:25.73 [3] | 0:13.37 [4] | | |
| | (5) | Amy Graham | 5.0L (+1) | 0:37.35 | 800-600 (0:11.16) | (0:05.52) | (0:11.34) | (0:11.16) | (0:11.62) | (0:12.36) | (0:13.37) | | |
| 7 | 6 | Barbra | 1:05.57 | 0:24.76 | 68.5 (1000-800) | 1:05.57 | 1:00.21 [4] | 0:48.90 [1] | 0:38.02 [1] | 0:26.39 [1] | 0:13.66 [2] | | |
| | (7) | Les Tilley | 6.2L (+4) | 0:38.03 | 800-600 (0:10.88) | (0:05.36) | (0:11.30) | (0:10.88) | (0:11.64) | (0:12.73) | (0:13.66) | | |
| 8 | 1 | Voigner | 1:05.78 | 0:25.88 | 65.7 (800-600) | 1:05.78 | 1:00.38 [5] | 0:48.26 [8] | 0:37.10 [7] | 0:25.43 [7] | 0:13.21 [7] | | |
| | (3) | Luke Dempsey | 7.4L (+1) | 0:37.11 | 800-600 (0:11.15) | (0:05.40) | (0:12.12) | (0:11.15) | (0:11.68) | (0:12.22) | (0:13.21) | | |
| 9 | 11 | Ezeiza | 1:05.98 | 0:25.77 | 66.0 (800-600) | 1:05.98 | 1:00.70 [1] | 0:48.76 [5] | 0:37.28 [8] | 0:25.33 [10] | 0:12.90 [10] | | |
| | (9) | Damien Boche | 8.6L (+11) | 0:37.27 | 800-600 (0:11.48) | (0:05.28) | (0:11.95) | (0:11.48) | (0:11.95) | (0:12.42) | (0:12.90) | | |
| 10 | 4 | Copper Sunset | 1:06.05 | 0:25.63 | 65.4 (800-600) | 1:06.05 | 1:00.35 [9] | 0:48.71 [6] | 0:37.46 [6] | 0:25.84 [6] | 0:13.40 [9] | | |
| | (4) | Kelsey Lenton | 9.0L (+8) | 0:37.46 | 800-600 (0:11.25) | (0:05.70) | (0:11.64) | (0:11.25) | (0:11.62) | (0:12.44) | (0:13.40) | | |

Scratched: Smart 'N' Stylish (#2), Starsarise (#5), Sky Blue (#8), Beau's Girl (#10), Shamouti (#12), She's Brutal (#13), Amore Sirena (#14), Hit (#16), Livewire Lass (#18)

Report Created: Sat 06 June 2026

(Note: Races are conducted over an approximate distance as close as possible to the advertised distance, and recorded data may vary accordingly. Official times refer to race times only and do not include handicap times.)

[] Position in running at each section and finish TAB# Saddle cloth number

Fastest split

:-:-- No data available at this section

BAR# Barrier/Gate Position

Fastest section

NA No data available

DNF Did not finish

DNT Did not track

DT-W Distance travelled compared to winner in metres

| | |
|--------------------------------|-------------------------|
| Horse/Jockey Name | Human Touch/Jaden Lloyd |
| Finish Rank | 1 |
| Fastest Section Time (Section) | 0:11.01 (800-600) |
| Top Speed [km/h] (Section) | 66.3 (800-600) |
| Race State | Finished |



Toowoomba QLD --Professional-2026-06-06

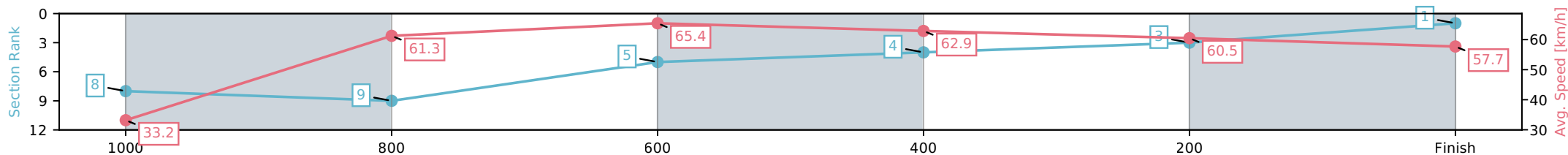
Race 4: Refined Refrigeration Solutions BM55 Handicap - 1050m

06 June 2026 - 6:32PM



Track Rating: Good 4, Weather: Fine, Rail Position: +2m Entire Circuit

| Section | L1050 | L800 | L600 | L400 | L200 | L0 |
|------------------------|----------------------|--------------------------|--------------------------|--------------------------|--------------------------|--------------------------|
| Section Times | 1:04.52 (0:05.59) | 0:58.93 [8] (0:11.95) | 0:46.98 [9] (0:11.01) | 0:35.97 [5] (0:11.48) | 0:24.49 [4] (0:11.95) | 0:12.54 [3] (0:12.54) |
| Average Speed [km/h] | 33.2 | 61.3 | 65.4 | 62.9 | 60.5 | 57.7 |
| Top Speed [km/h] | 50.0 | 64.7 | 66.3 | 65.6 | 62.7 | 58.8 |
| Avg. Dist. to Rail [m] | 29.3 | 5.3 | 0.9 | 0.7 | 2.0 | 3.6 |
| Avg. Stride Freq. [Hz] | 2.3 | 2.4 | 2.4 | 2.4 | 2.4 | 2.3 |
| Avg. Stride Length [m] | 4.8 | 7.0 | 7.7 | 7.5 | 7.2 | 7.1 |



- [] Ranking at each section and finish
- :-:- No data available at this section
- NA No data available

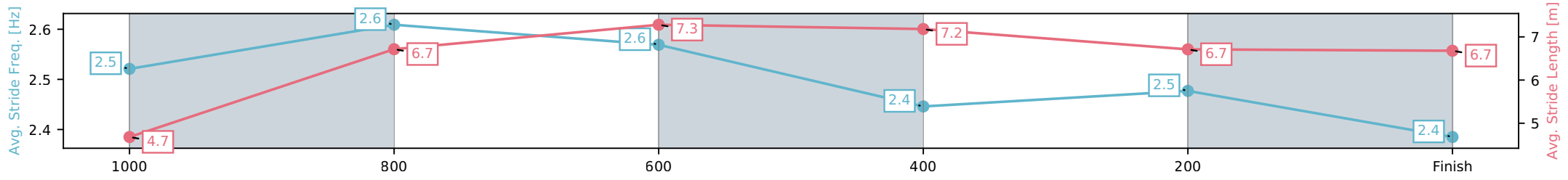
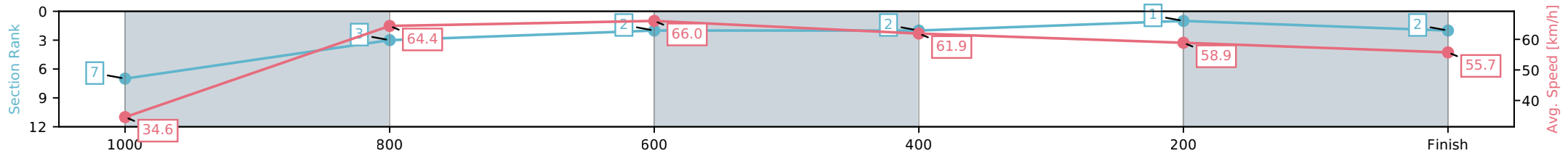
| | |
|--------------------------------|-------------------------|
| Horse/Jockey Name | Goose Step/Aidan Keeley |
| Finish Rank | 2 |
| Fastest Section Time (Section) | 0:10.93 (800-600) |
| Top Speed [km/h] (Section) | 67.2 (800-600) |
| Race State | Finished |



Toowoomba QLD --Professional-2026-06-06
 Race 4: Refined Refrigeration Solutions BM55 Handicap - 1050m
 06 June 2026 - 6:32PM
 Track Rating: Good 4, Weather: Fine, Rail Position: +2m Entire Circuit



| Section | L1050 | L800 | L600 | L400 | L200 | L0 |
|------------------------|----------------------|--------------------------|--------------------------|--------------------------|--------------------------|--------------------------|
| Section Times | 1:04.60 (0:05.53) | 0:59.07 [7] (0:11.36) | 0:47.71 [3] (0:10.93) | 0:36.78 [2] (0:11.57) | 0:25.21 [2] (0:12.26) | 0:12.95 [1] (0:12.95) |
| Average Speed [km/h] | 34.6 | 64.4 | 66.0 | 61.9 | 58.9 | 55.7 |
| Top Speed [km/h] | 53.9 | 67.0 | 67.2 | 64.7 | 59.5 | 58.7 |
| Avg. Dist. to Rail [m] | 22.1 | 5.6 | 0.3 | 1.2 | 1.1 | 0.7 |
| Avg. Stride Freq. [Hz] | 2.5 | 2.6 | 2.6 | 2.4 | 2.5 | 2.4 |
| Avg. Stride Length [m] | 4.7 | 6.7 | 7.3 | 7.2 | 6.7 | 6.7 |



[] Ranking at each section and finish
 -.-.- No data available at this section
 NA No data available

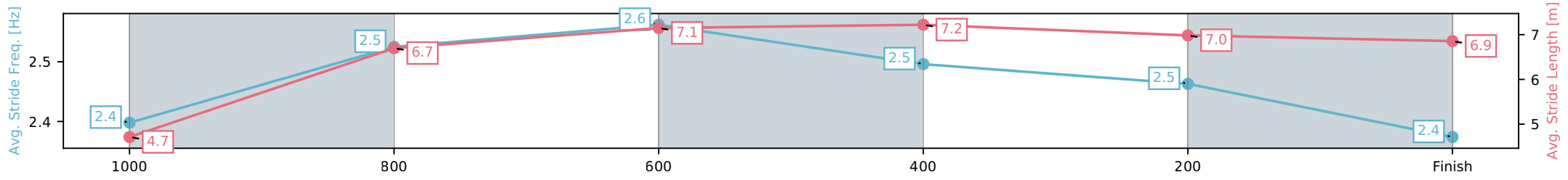
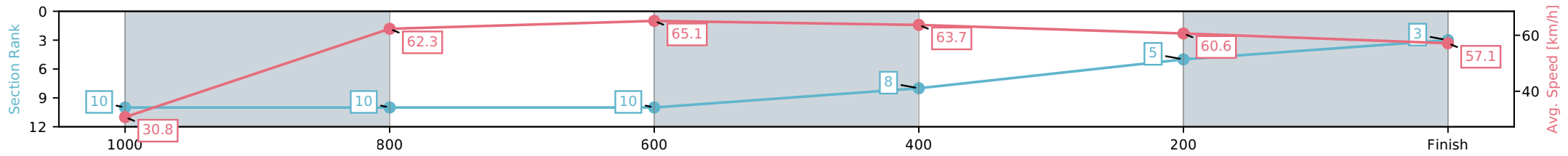
| | |
|--------------------------------|---------------------------|
| Horse/Jockey Name | Brave Emma/Montanna Savva |
| Finish Rank | 3 |
| Fastest Section Time (Section) | 0:11.15 (800-600) |
| Top Speed [km/h] (Section) | 65.7 (800-600) |
| Race State | Finished |



Toowoomba QLD --Professional-2026-06-06
 Race 4: Refined Refrigeration Solutions BM55 Handicap - 1050m
 06 June 2026 - 6:32PM
 Track Rating: Good 4, Weather: Fine, Rail Position: +2m Entire Circuit



| Section | L1050 | L800 | L600 | L400 | L200 | L0 |
|------------------------|----------------------|---------------------------|---------------------------|---------------------------|--------------------------|--------------------------|
| Section Times | 1:04.84 (0:06.10) | 0:58.74 [10] (0:11.81) | 0:46.92 [10] (0:11.15) | 0:35.77 [10] (0:11.30) | 0:24.47 [8] (0:11.84) | 0:12.63 [5] (0:12.63) |
| Average Speed [km/h] | 30.8 | 62.3 | 65.1 | 63.7 | 60.6 | 57.1 |
| Top Speed [km/h] | 51.7 | 65.6 | 65.7 | 65.3 | 62.1 | 59.0 |
| Avg. Dist. to Rail [m] | 26.0 | 6.5 | 1.0 | 0.6 | 0.9 | 1.3 |
| Avg. Stride Freq. [Hz] | 2.4 | 2.5 | 2.6 | 2.5 | 2.5 | 2.4 |
| Avg. Stride Length [m] | 4.7 | 6.7 | 7.1 | 7.2 | 7.0 | 6.9 |



[] Ranking at each section and finish
 -:-:- No data available at this section
 NA No data available

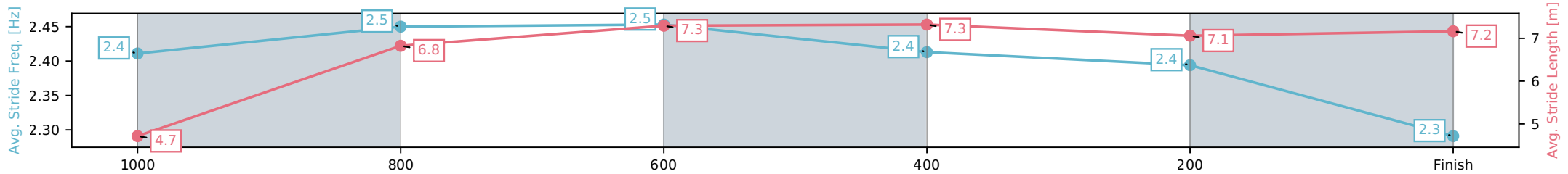
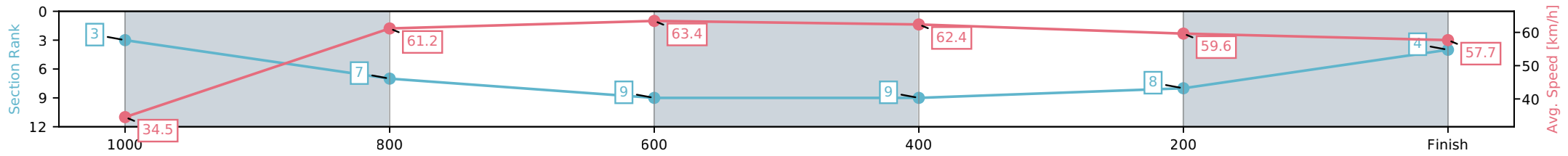
| | |
|--------------------------------|------------------------------|
| Horse/Jockey Name | Peach Galantes/Stacey Callow |
| Finish Rank | 4 |
| Fastest Section Time (Section) | 0:11.46 (800-600) |
| Top Speed [km/h] (Section) | 64.1 (800-600) |
| Race State | Finished |



Toowoomba QLD --Professional-2026-06-06
 Race 4: Refined Refrigeration Solutions BM55 Handicap - 1050m
 06 June 2026 - 6:32PM
 Track Rating: Good 4, Weather: Fine, Rail Position: +2m Entire Circuit



| Section | L1050 | L800 | L600 | L400 | L200 | L0 |
|------------------------|----------------------|--------------------------|--------------------------|--------------------------|--------------------------|--------------------------|
| Section Times | 1:05.17 (0:05.35) | 0:59.82 [3] (0:12.05) | 0:47.77 [7] (0:11.46) | 0:36.31 [9] (0:11.63) | 0:24.68 [9] (0:12.14) | 0:12.53 [8] (0:12.53) |
| Average Speed [km/h] | 34.5 | 61.2 | 63.4 | 62.4 | 59.6 | 57.7 |
| Top Speed [km/h] | 51.3 | 63.4 | 64.1 | 63.5 | 60.2 | 59.5 |
| Avg. Dist. to Rail [m] | 27.6 | 8.8 | 2.5 | 1.4 | 2.1 | 4.4 |
| Avg. Stride Freq. [Hz] | 2.4 | 2.5 | 2.5 | 2.4 | 2.4 | 2.3 |
| Avg. Stride Length [m] | 4.7 | 6.8 | 7.3 | 7.3 | 7.1 | 7.2 |



[] Ranking at each section and finish
 -:-:- No data available at this section
 NA No data available

| | |
|--------------------------------|---------------------------|
| Horse/Jockey Name | Time To Cry/Ashley Butler |
| Finish Rank | 5 |
| Fastest Section Time (Section) | 0:11.22 (800-600) |
| Top Speed [km/h] (Section) | 65.0 (800-600) |
| Race State | Finished |



Toowoomba QLD --Professional-2026-06-06

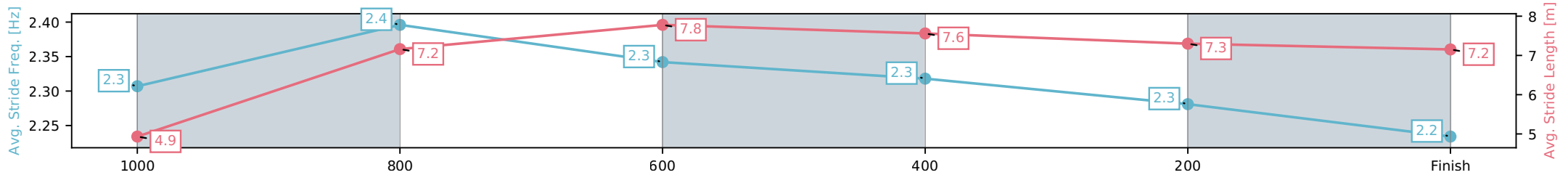
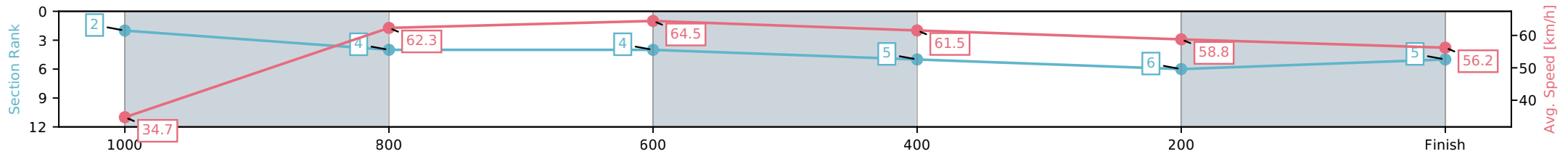
Race 4: Refined Refrigeration Solutions BM55 Handicap - 1050m

06 June 2026 - 6:32PM



Track Rating: Good 4, Weather: Fine, Rail Position: +2m Entire Circuit

| Section | L1050 | L800 | L600 | L400 | L200 | L0 |
|------------------------|----------------------|--------------------------|--------------------------|--------------------------|--------------------------|--------------------------|
| Section Times | 1:05.18 (0:05.32) | 0:59.86 [2] (0:11.76) | 0:48.10 [4] (0:11.22) | 0:36.88 [4] (0:11.77) | 0:25.11 [5] (0:12.27) | 0:12.84 [6] (0:12.84) |
| Average Speed [km/h] | 34.7 | 62.3 | 64.5 | 61.5 | 58.8 | 56.2 |
| Top Speed [km/h] | 52.6 | 64.1 | 65.0 | 64.0 | 60.2 | 57.5 |
| Avg. Dist. to Rail [m] | 22.4 | 6.3 | 1.5 | 0.6 | 0.8 | 2.2 |
| Avg. Stride Freq. [Hz] | 2.3 | 2.4 | 2.3 | 2.3 | 2.3 | 2.2 |
| Avg. Stride Length [m] | 4.9 | 7.2 | 7.8 | 7.6 | 7.3 | 7.2 |



- [] Ranking at each section and finish
- :-:- No data available at this section
- NA No data available

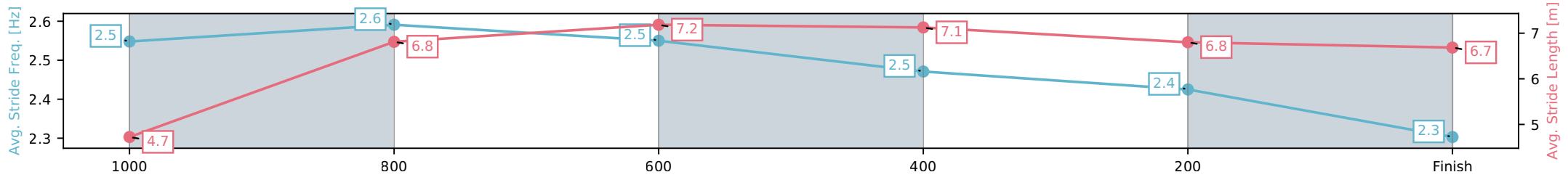
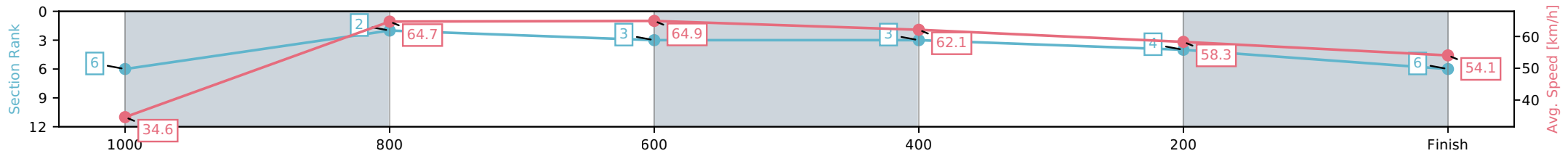
| | |
|--------------------------------|--------------------|
| Horse/Jockey Name | Bee Two/Amy Graham |
| Finish Rank | 6 |
| Fastest Section Time (Section) | 0:11.16 (800-600) |
| Top Speed [km/h] (Section) | 67.3 (1000-800) |
| Race State | Finished |



Toowoomba QLD --Professional-2026-06-06
 Race 4: Refined Refrigeration Solutions BM55 Handicap - 1050m
 06 June 2026 - 6:32PM
 Track Rating: Good 4, Weather: Fine, Rail Position: +2m Entire Circuit



| Section | L1050 | L800 | L600 | L400 | L200 | L0 |
|------------------------|----------------------|--------------------------|--------------------------|--------------------------|--------------------------|--------------------------|
| Section Times | 1:05.37 (0:05.52) | 0:59.86 [6] (0:11.34) | 0:48.51 [2] (0:11.16) | 0:37.35 [3] (0:11.62) | 0:25.73 [3] (0:12.36) | 0:13.37 [4] (0:13.37) |
| Average Speed [km/h] | 34.6 | 64.7 | 64.9 | 62.1 | 58.3 | 54.1 |
| Top Speed [km/h] | 54.3 | 67.3 | 66.7 | 64.8 | 60.1 | 56.0 |
| Avg. Dist. to Rail [m] | 25.1 | 7.3 | 0.9 | 0.3 | 0.7 | 0.7 |
| Avg. Stride Freq. [Hz] | 2.5 | 2.6 | 2.5 | 2.5 | 2.4 | 2.3 |
| Avg. Stride Length [m] | 4.7 | 6.8 | 7.2 | 7.1 | 6.8 | 6.7 |



[] Ranking at each section and finish
 -:-:- No data available at this section
 NA No data available

| | |
|--------------------------------|-------------------|
| Horse/Jockey Name | Barbra/Les Tilley |
| Finish Rank | 7 |
| Fastest Section Time (Section) | 0:10.88 (800-600) |
| Top Speed [km/h] (Section) | 68.5 (1000-800) |
| Race State | Finished |



Toowoomba QLD --Professional-2026-06-06

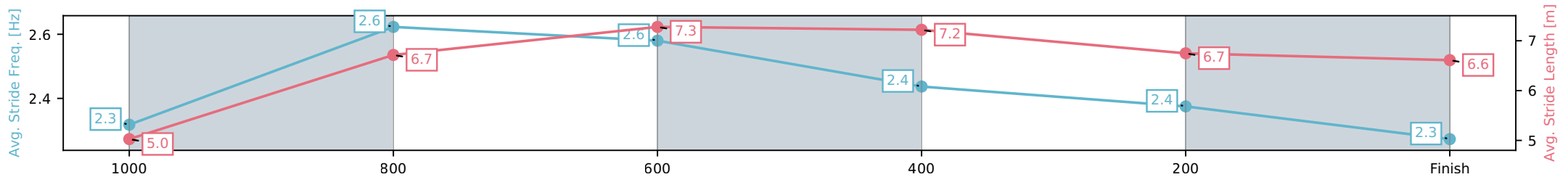
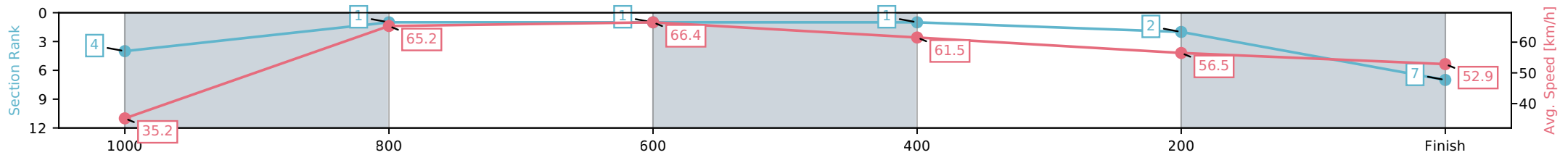
Race 4: Refined Refrigeration Solutions BM55 Handicap - 1050m

06 June 2026 - 6:32PM



Track Rating: Good 4, Weather: Fine, Rail Position: +2m Entire Circuit

| Section | L1050 | L800 | L600 | L400 | L200 | L0 |
|------------------------|----------------------|--------------------------|--------------------------|--------------------------|--------------------------|--------------------------|
| Section Times | 1:05.57 (0:05.36) | 1:00.21 [4] (0:11.30) | 0:48.90 [1] (0:10.88) | 0:38.02 [1] (0:11.64) | 0:26.39 [1] (0:12.73) | 0:13.66 [2] (0:13.66) |
| Average Speed [km/h] | 35.2 | 65.2 | 66.4 | 61.5 | 56.5 | 52.9 |
| Top Speed [km/h] | 53.4 | 68.5 | 68.4 | 65.1 | 58.1 | 54.8 |
| Avg. Dist. to Rail [m] | 26.5 | 9.6 | 0.6 | 1.1 | 0.6 | 0.8 |
| Avg. Stride Freq. [Hz] | 2.3 | 2.6 | 2.6 | 2.4 | 2.4 | 2.3 |
| Avg. Stride Length [m] | 5.0 | 6.7 | 7.3 | 7.2 | 6.7 | 6.6 |



- [] Ranking at each section and finish
- :-:- No data available at this section
- NA No data available

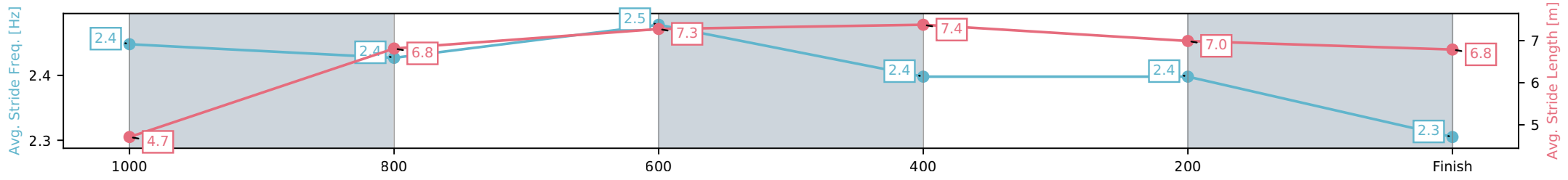
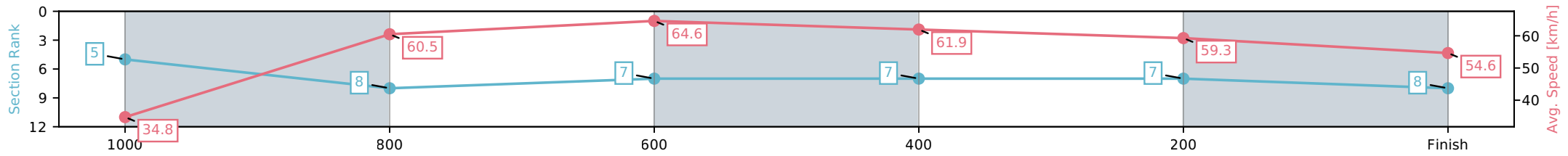
| | |
|--------------------------------|----------------------|
| Horse/Jockey Name | Voigner/Luke Dempsey |
| Finish Rank | 8 |
| Fastest Section Time (Section) | 0:11.15 (800-600) |
| Top Speed [km/h] (Section) | 65.7 (800-600) |
| Race State | Finished |



Toowoomba QLD --Professional-2026-06-06
 Race 4: Refined Refrigeration Solutions BM55 Handicap - 1050m
 06 June 2026 - 6:32PM
 Track Rating: Good 4, Weather: Fine, Rail Position: +2m Entire Circuit



| Section | L1050 | L800 | L600 | L400 | L200 | L0 |
|------------------------|----------------------|--------------------------|--------------------------|--------------------------|--------------------------|--------------------------|
| Section Times | 1:05.78 (0:05.40) | 1:00.38 [5] (0:12.12) | 0:48.26 [8] (0:11.15) | 0:37.10 [7] (0:11.68) | 0:25.43 [7] (0:12.22) | 0:13.21 [7] (0:13.21) |
| Average Speed [km/h] | 34.8 | 60.5 | 64.6 | 61.9 | 59.3 | 54.6 |
| Top Speed [km/h] | 52.0 | 63.4 | 65.7 | 64.8 | 60.4 | 58.5 |
| Avg. Dist. to Rail [m] | 23.7 | 6.6 | 0.7 | 0.7 | 1.8 | 1.1 |
| Avg. Stride Freq. [Hz] | 2.4 | 2.4 | 2.5 | 2.4 | 2.4 | 2.3 |
| Avg. Stride Length [m] | 4.7 | 6.8 | 7.3 | 7.4 | 7.0 | 6.8 |



[] Ranking at each section and finish
 -:-:- No data available at this section
 NA No data available

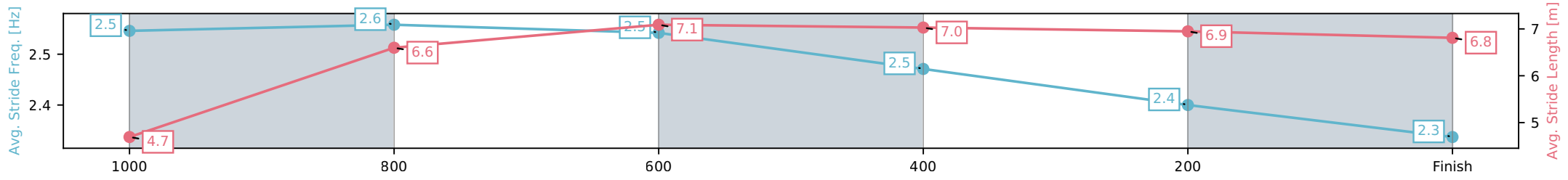
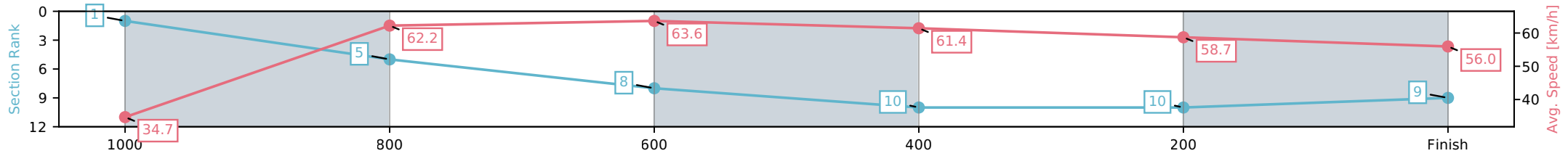
| | |
|--------------------------------|---------------------|
| Horse/Jockey Name | Ezeiza/Damien Boche |
| Finish Rank | 9 |
| Fastest Section Time (Section) | 0:11.48 (800-600) |
| Top Speed [km/h] (Section) | 66.0 (800-600) |
| Race State | Finished |



Toowoomba QLD --Professional-2026-06-06
 Race 4: Refined Refrigeration Solutions BM55 Handicap - 1050m
 06 June 2026 - 6:32PM
 Track Rating: Good 4, Weather: Fine, Rail Position: +2m Entire Circuit



| Section | L1050 | L800 | L600 | L400 | L200 | L0 |
|------------------------|----------------------|--------------------------|--------------------------|--------------------------|---------------------------|---------------------------|
| Section Times | 1:05.98 (0:05.28) | 1:00.70 [1] (0:11.95) | 0:48.76 [5] (0:11.48) | 0:37.28 [8] (0:11.95) | 0:25.33 [10] (0:12.42) | 0:12.90 [10] (0:12.90) |
| Average Speed [km/h] | 34.7 | 62.2 | 63.6 | 61.4 | 58.7 | 56.0 |
| Top Speed [km/h] | 52.2 | 65.9 | 66.0 | 62.6 | 60.1 | 57.6 |
| Avg. Dist. to Rail [m] | 28.0 | 10.6 | 4.1 | 3.4 | 4.5 | 5.7 |
| Avg. Stride Freq. [Hz] | 2.5 | 2.6 | 2.5 | 2.5 | 2.4 | 2.3 |
| Avg. Stride Length [m] | 4.7 | 6.6 | 7.1 | 7.0 | 6.9 | 6.8 |



[] Ranking at each section and finish
 -:-:- No data available at this section
 NA No data available

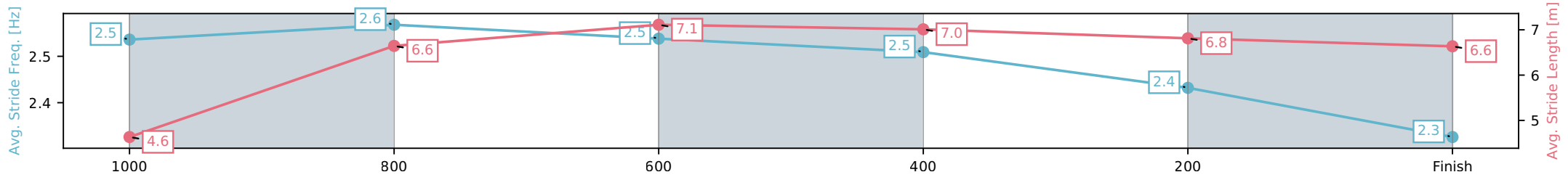
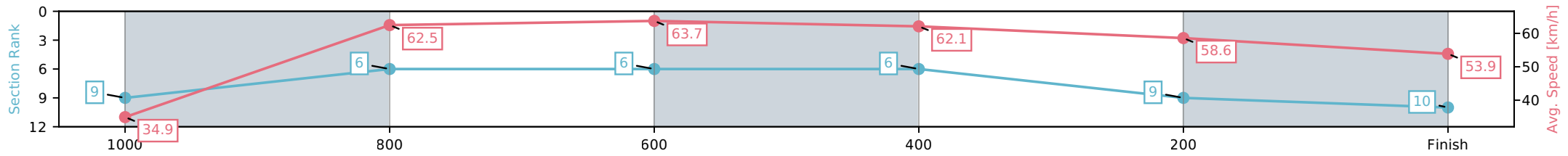
| | |
|--------------------------------|-----------------------------|
| Horse/Jockey Name | Copper Sunset/Kelsey Lenton |
| Finish Rank | 10 |
| Fastest Section Time (Section) | 0:11.25 (800-600) |
| Top Speed [km/h] (Section) | 65.4 (800-600) |
| Race State | Finished |



Toowoomba QLD --Professional-2026-06-06
 Race 4: Refined Refrigeration Solutions BM55 Handicap - 1050m
 06 June 2026 - 6:32PM
 Track Rating: Good 4, Weather: Fine, Rail Position: +2m Entire Circuit



| Section | L1050 | L800 | L600 | L400 | L200 | L0 |
|------------------------|----------------------|--------------------------|--------------------------|--------------------------|--------------------------|--------------------------|
| Section Times | 1:06.05 (0:05.70) | 1:00.35 [9] (0:11.64) | 0:48.71 [6] (0:11.25) | 0:37.46 [6] (0:11.62) | 0:25.84 [6] (0:12.44) | 0:13.40 [9] (0:13.40) |
| Average Speed [km/h] | 34.9 | 62.5 | 63.7 | 62.1 | 58.6 | 53.9 |
| Top Speed [km/h] | 54.1 | 64.9 | 65.4 | 63.5 | 59.9 | 57.2 |
| Avg. Dist. to Rail [m] | 22.1 | 4.7 | 1.8 | 1.0 | 4.3 | 6.1 |
| Avg. Stride Freq. [Hz] | 2.5 | 2.6 | 2.5 | 2.5 | 2.4 | 2.3 |
| Avg. Stride Length [m] | 4.6 | 6.6 | 7.1 | 7.0 | 6.8 | 6.6 |



[] Ranking at each section and finish
 -:-:- No data available at this section
 NA No data available



Toowoomba QLD

Race 5: The Violet Little Memorial Cup 0 - 60 Handicap - 1300m

06 June 2026 - 7:10PM

Track Rating: Good 4, Weather: Fine, Rail Position: +2m Entire Circuit



Field Times (Race Tempo) 1:20.72 1:12.44 1:01.23 0:49.44 0:37.40 0:25.04 0:12.68
 (0:08.28) (0:11.21) (0:11.79) (0:12.04) (0:12.36) (0:12.36) (0:12.68)

| Rank | TAB# | Horse | Overall Time | First 400m | Top Speed km/h (Section) | L1300 | L1200 | L1000 | L800 | L600 | L400 | L200 | |
|------|--------|--------------------|---------------|------------|--------------------------|--------------|--------------|--------------|--------------|--------------|--------------|--------------|--|
| | (BAR#) | Jockey | Margin (DT-W) | Last 600m | Fastest Section (Time) | Start - 1200 | 1200 - 1000 | 1000 - 800 | 800 - 600 | 600 - 400 | 400 - 200 | 200 - Finish | |
| 1 | 1 | Power Pack | 1:20.72 | 0:26.18 | 65.3 (1200-1000) | 1:20.72 | 1:11.65 [8] | 1:00.34 [8] | 0:48.52 [7] | 0:36.53 [6] | 0:24.64 [5] | 0:12.68 [1] | |
| | (4) | Jaden Lloyd | | 0:36.53 | 1200-1000 (0:11.31) | (0:09.07) | (0:11.31) | (0:11.82) | (0:11.99) | (0:11.89) | (0:11.96) | (0:12.68) | |
| 2 | 5 | Tartan Tiger | 1:20.94 | 0:25.90 | 65.7 (1200-1000) | 1:20.94 | 1:12.01 [6] | 1:00.81 [5] | 0:48.95 [5] | 0:37.06 [4] | 0:24.87 [4] | 0:12.46 [4] | |
| | (5) | Aidan Keeley | 1.2L (+4) | 0:37.06 | 1200-1000 (0:11.20) | (0:08.93) | (0:11.20) | (0:11.85) | (0:11.89) | (0:12.19) | (0:12.41) | (0:12.46) | |
| 3 | 11 | Grandeur Rose | 1:21.01 | 0:25.38 | 65.0 (1200-1000) | 1:21.01 | 1:12.73 [1] | 1:01.52 [1] | 0:49.73 [1] | 0:37.69 [1] | 0:25.33 [1] | 0:12.88 [2] | |
| | (1) | Chelsea Baker | 1.7L (-4) | 0:37.69 | 1200-1000 (0:11.21) | (0:08.28) | (0:11.21) | (0:11.79) | (0:12.04) | (0:12.36) | (0:12.45) | (0:12.88) | |
| 4 | 7 | Tuesday | 1:21.18 | 0:25.47 | 66.6 (1200-1000) | 1:21.18 | 1:12.64 [2] | 1:01.64 [2] | 0:49.68 [2] | 0:37.63 [2] | 0:25.39 [2] | 0:13.02 [3] | |
| | (9) | Montanna Savva | 2.7L (-3) | 0:37.64 | 1200-1000 (0:11.00) | (0:08.54) | (0:11.00) | (0:11.96) | (0:12.04) | (0:12.25) | (0:12.37) | (0:13.02) | |
| 5 | 2 | Switchblade | 1:21.74 | 0:26.28 | 65.9 (1200-1000) | 1:21.74 | 1:12.59 [9] | 1:01.38 [7] | 0:49.50 [8] | 0:37.53 [8] | 0:25.40 [7] | 0:12.82 [7] | |
| | (2) | Nathan Fazackerley | 6.0L (-4) | 0:37.54 | 1200-1000 (0:11.20) | (0:09.15) | (0:11.20) | (0:11.88) | (0:11.96) | (0:12.14) | (0:12.58) | (0:12.82) | |
| 6 | 6 | Mystery Power | 1:21.90 | 0:25.67 | 66.5 (1200-1000) | 1:21.90 | 1:13.22 [3] | 1:02.18 [3] | 0:50.20 [3] | 0:38.13 [3] | 0:25.90 [3] | 0:13.25 [5] | |
| | (8) | Damien Boche | 6.9L (-1) | 0:38.13 | 1200-1000 (0:11.04) | (0:08.68) | (0:11.04) | (0:11.98) | (0:12.08) | (0:12.23) | (0:12.65) | (0:13.25) | |
| 7 | 8 | Imarealamerican | 1:22.04 | 0:26.30 | 64.1 (1200-1000) | 1:22.04 | 1:13.04 [7] | 1:01.63 [9] | 0:49.66 [9] | 0:37.51 [9] | 0:25.32 [9] | 0:12.78 [10] | |
| | (10) | Tiffani Brooker | 7.8L (+3) | 0:37.51 | 1200-1000 (0:11.41) | (0:09.00) | (0:11.41) | (0:11.97) | (0:12.15) | (0:12.18) | (0:12.55) | (0:12.78) | |
| 8 | 4 | Johnny The Kid | 1:22.40 | 0:25.80 | 67.4 (1200-1000) | 1:22.40 | 1:13.58 [4] | 1:02.58 [4] | 0:50.60 [4] | 0:38.42 [5] | 0:26.23 [6] | 0:13.51 [6] | |
| | (7) | Hannah Richardson | 9.8L (-1) | 0:38.43 | 1200-1000 (0:11.00) | (0:08.82) | (0:11.00) | (0:11.98) | (0:12.18) | (0:12.20) | (0:12.72) | (0:13.51) | |
| 9 | 10 | Kindly | 1:22.41 | 0:26.12 | 64.6 (1200-1000) | 1:22.41 | 1:13.51 [5] | 1:02.21 [6] | 0:50.23 [6] | 0:38.21 [7] | 0:26.06 [8] | 0:13.40 [8] | |
| | (6) | Kelsey Lenton | 9.9L (-3) | 0:38.22 | 1200-1000 (0:11.29) | (0:08.90) | (0:11.29) | (0:11.98) | (0:12.02) | (0:12.16) | (0:12.66) | (0:13.40) | |
| 10 | 9 | Dolly Disco | 1:22.57 | 0:26.63 | 64.0 (1200-1000) | 1:22.57 | 1:13.36 [10] | 1:01.86 [10] | 0:49.96 [10] | 0:37.73 [10] | 0:25.68 [10] | 0:13.39 [9] | |
| | (3) | Jade Metcalfe | 10.9L (-2) | 0:37.73 | 1200-1000 (0:11.50) | (0:09.21) | (0:11.50) | (0:11.90) | (0:12.22) | (0:12.05) | (0:12.29) | (0:13.39) | |

Scratched: Faithinher (#3)

Report Created: Sat 06 June 2026

(Note: Races are conducted over an approximate distance as close as possible to the advertised distance, and recorded data may vary accordingly. Official times refer to race times only and do not include handicap times.)

[] Position in running at each section and finish TAB# Saddle cloth number
 -:-:- No data available at this section BAR# Barrier/Gate Position
 NA No data available DNF Did not finish
 DNT Did not track DT-W Distance travelled compared to winner in metres

Fastest split
 Fastest section

data processed by TRIPLESDATA

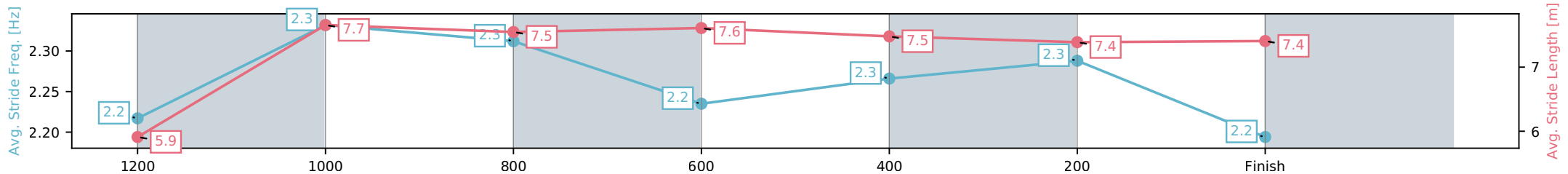
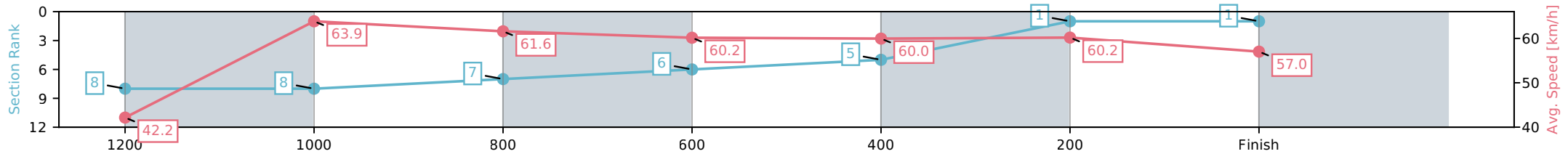
| | |
|--------------------------------|------------------------|
| Horse/Jockey Name | Power Pack/Jaden Lloyd |
| Finish Rank | 1 |
| Fastest Section Time (Section) | 0:11.31 (1200-1000) |
| Top Speed [km/h] (Section) | 65.3 (1200-1000) |
| Race State | Finished |



Toowoomba QLD --Professional-2026-06-06
 Race 5: The Violet Little Memorial Cup 0 - 60 Handicap - 1300m
 06 June 2026 - 7:10PM
 Track Rating: Good 4, Weather: Fine, Rail Position: +2m Entire Circuit



| Section | L1300 | L1200 | L1000 | L800 | L600 | L400 | L200 |
|------------------------|----------------------|--------------------------|--------------------------|--------------------------|--------------------------|--------------------------|--------------------------|
| Section Times | 1:20.72 (0:09.07) | 1:11.65 [8] (0:11.31) | 1:00.34 [8] (0:11.82) | 0:48.52 [7] (0:11.99) | 0:36.53 [6] (0:11.89) | 0:24.64 [5] (0:11.96) | 0:12.68 [1] (0:12.68) |
| Average Speed [km/h] | 42.2 | 63.9 | 61.6 | 60.2 | 60.0 | 60.2 | 57.0 |
| Top Speed [km/h] | 60.0 | 65.3 | 63.2 | 60.5 | 60.6 | 60.7 | 59.4 |
| Avg. Dist. to Rail [m] | 9.3 | 5.5 | 3.8 | 0.9 | 1.9 | 0.8 | 1.3 |
| Avg. Stride Freq. [Hz] | 2.2 | 2.3 | 2.3 | 2.2 | 2.3 | 2.3 | 2.2 |
| Avg. Stride Length [m] | 5.9 | 7.7 | 7.5 | 7.6 | 7.5 | 7.4 | 7.4 |



- [] Ranking at each section and finish
- :-:- No data available at this section
- NA No data available

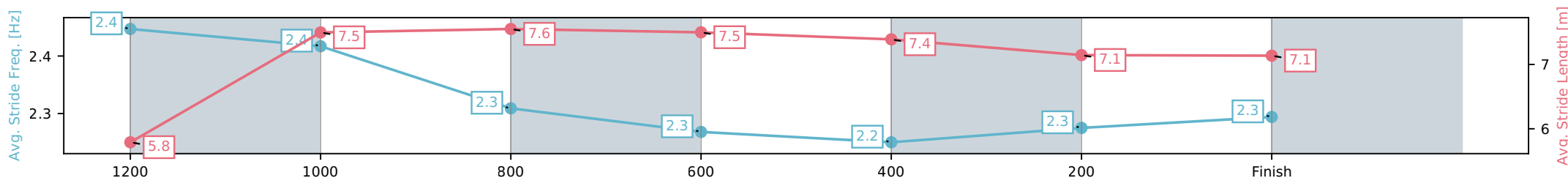
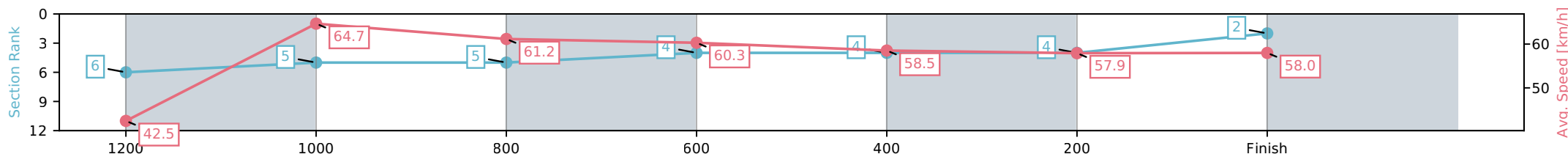
| | |
|--------------------------------|---------------------------|
| Horse/Jockey Name | Tartan Tiger/Aidan Keeley |
| Finish Rank | 2 |
| Fastest Section Time (Section) | 0:11.20 (1200-1000) |
| Top Speed [km/h] (Section) | 65.7 (1200-1000) |
| Race State | Finished |



Toowoomba QLD --Professional-2026-06-06
 Race 5: The Violet Little Memorial Cup 0 - 60 Handicap - 1300m
 06 June 2026 - 7:10PM
 Track Rating: Good 4, Weather: Fine, Rail Position: +2m Entire Circuit



| Section | L1300 | L1200 | L1000 | L800 | L600 | L400 | L200 |
|------------------------|----------------------|--------------------------|--------------------------|--------------------------|--------------------------|--------------------------|--------------------------|
| Section Times | 1:20.94 (0:08.93) | 1:12.01 [6] (0:11.20) | 1:00.81 [5] (0:11.85) | 0:48.95 [5] (0:11.89) | 0:37.06 [4] (0:12.19) | 0:24.87 [4] (0:12.41) | 0:12.46 [4] (0:12.46) |
| Average Speed [km/h] | 42.5 | 64.7 | 61.2 | 60.3 | 58.5 | 57.9 | 58.0 |
| Top Speed [km/h] | 61.9 | 65.7 | 62.6 | 60.7 | 59.9 | 58.4 | 59.2 |
| Avg. Dist. to Rail [m] | 8.4 | 4.9 | 2.0 | 1.9 | 1.9 | 1.2 | 4.3 |
| Avg. Stride Freq. [Hz] | 2.4 | 2.4 | 2.3 | 2.3 | 2.2 | 2.3 | 2.3 |
| Avg. Stride Length [m] | 5.8 | 7.5 | 7.6 | 7.5 | 7.4 | 7.1 | 7.1 |



- [] Ranking at each section and finish
- :-:- No data available at this section
- NA No data available

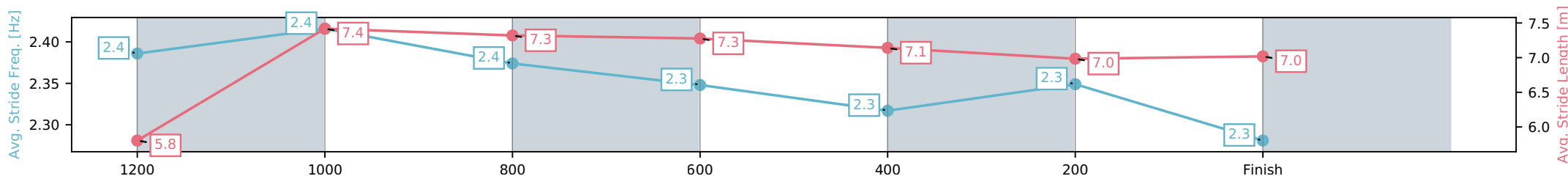
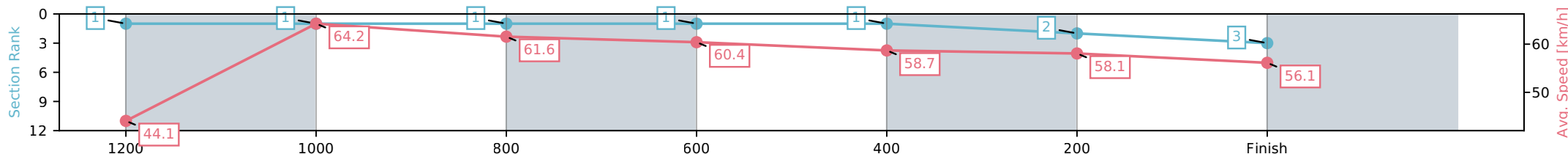
| | |
|--------------------------------|-----------------------------|
| Horse/Jockey Name | Grandeur Rose/Chelsea Baker |
| Finish Rank | 3 |
| Fastest Section Time (Section) | 0:11.21 (1200-1000) |
| Top Speed [km/h] (Section) | 65.0 (1200-1000) |
| Race State | Finished |



Toowoomba QLD --Professional-2026-06-06
 Race 5: The Violet Little Memorial Cup 0 - 60 Handicap - 1300m
 06 June 2026 - 7:10PM
 Track Rating: Good 4, Weather: Fine, Rail Position: +2m Entire Circuit



| Section | L1300 | L1200 | L1000 | L800 | L600 | L400 | L200 |
|------------------------|----------------------|--------------------------|--------------------------|--------------------------|--------------------------|--------------------------|--------------------------|
| Section Times | 1:21.01 (0:08.28) | 1:12.73 [1] (0:11.21) | 1:01.52 [1] (0:11.79) | 0:49.73 [1] (0:12.04) | 0:37.69 [1] (0:12.36) | 0:25.33 [1] (0:12.45) | 0:12.88 [2] (0:12.88) |
| Average Speed [km/h] | 44.1 | 64.2 | 61.6 | 60.4 | 58.7 | 58.1 | 56.1 |
| Top Speed [km/h] | 60.3 | 65.0 | 63.1 | 61.1 | 59.6 | 59.0 | 57.9 |
| Avg. Dist. to Rail [m] | 6.7 | 4.1 | 2.9 | 2.9 | 1.7 | 1.0 | 0.2 |
| Avg. Stride Freq. [Hz] | 2.4 | 2.4 | 2.4 | 2.3 | 2.3 | 2.3 | 2.3 |
| Avg. Stride Length [m] | 5.8 | 7.4 | 7.3 | 7.3 | 7.1 | 7.0 | 7.0 |



- [] Ranking at each section and finish
- :-:- No data available at this section
- NA No data available

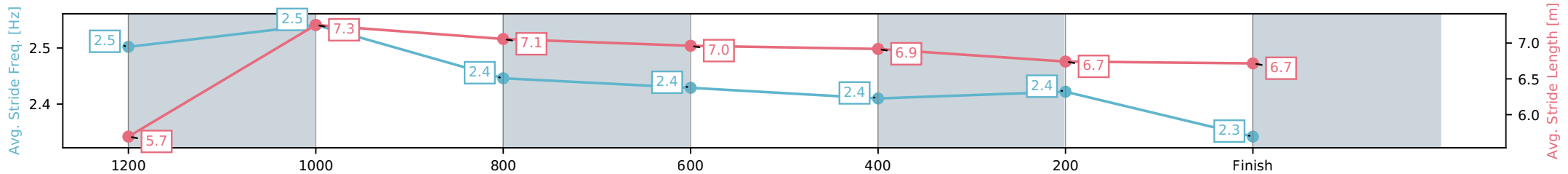
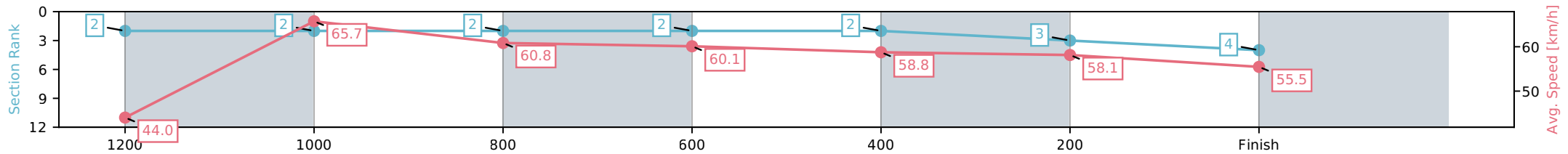
| | |
|--------------------------------|------------------------|
| Horse/Jockey Name | Tuesday/Montanna Savva |
| Finish Rank | 4 |
| Fastest Section Time (Section) | 0:11.00 (1200-1000) |
| Top Speed [km/h] (Section) | 66.6 (1200-1000) |
| Race State | Finished |



Toowoomba QLD --Professional-2026-06-06
 Race 5: The Violet Little Memorial Cup 0 - 60 Handicap - 1300m
 06 June 2026 - 7:10PM
 Track Rating: Good 4, Weather: Fine, Rail Position: +2m Entire Circuit



| Section | L1300 | L1200 | L1000 | L800 | L600 | L400 | L200 |
|------------------------|----------------------|--------------------------|--------------------------|--------------------------|--------------------------|--------------------------|--------------------------|
| Section Times | 1:21.18 (0:08.54) | 1:12.64 [2] (0:11.00) | 1:01.64 [2] (0:11.96) | 0:49.68 [2] (0:12.04) | 0:37.63 [2] (0:12.25) | 0:25.39 [2] (0:12.37) | 0:13.02 [3] (0:13.02) |
| Average Speed [km/h] | 44.0 | 65.7 | 60.8 | 60.1 | 58.8 | 58.1 | 55.5 |
| Top Speed [km/h] | 63.5 | 66.6 | 63.0 | 60.5 | 60.0 | 58.5 | 57.3 |
| Avg. Dist. to Rail [m] | 12.3 | 6.6 | 3.2 | 1.1 | 0.5 | 0.4 | 0.9 |
| Avg. Stride Freq. [Hz] | 2.5 | 2.5 | 2.4 | 2.4 | 2.4 | 2.4 | 2.3 |
| Avg. Stride Length [m] | 5.7 | 7.3 | 7.1 | 7.0 | 6.9 | 6.7 | 6.7 |



[] Ranking at each section and finish
 -:-:- No data available at this section
 NA No data available

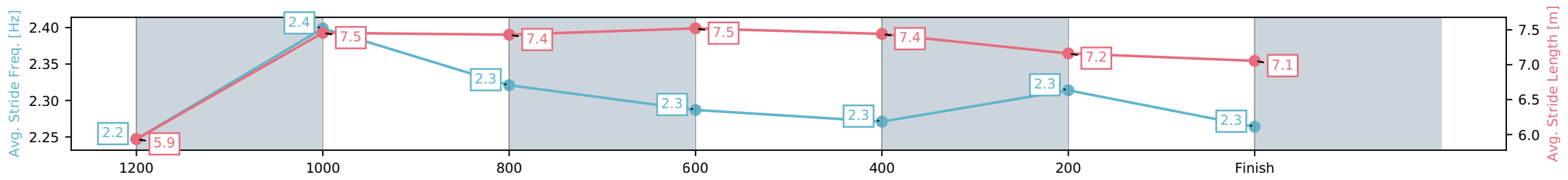
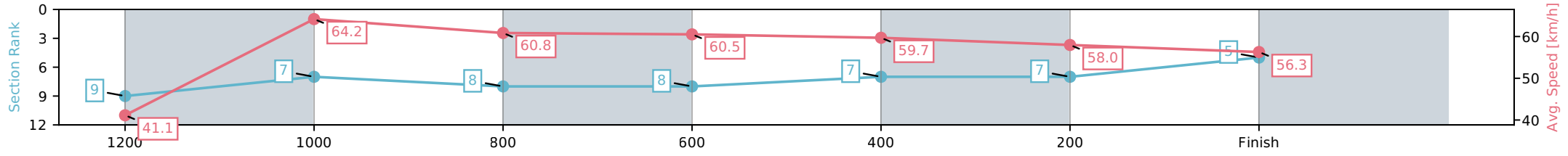
| | |
|--------------------------------|--------------------------------|
| Horse/Jockey Name | Switchblade/Nathan Fazackerley |
| Finish Rank | 5 |
| Fastest Section Time (Section) | 0:11.20 (1200-1000) |
| Top Speed [km/h] (Section) | 65.9 (1200-1000) |
| Race State | Finished |



Toowoomba QLD --Professional-2026-06-06
 Race 5: The Violet Little Memorial Cup 0 - 60 Handicap - 1300m
 06 June 2026 - 7:10PM
 Track Rating: Good 4, Weather: Fine, Rail Position: +2m Entire Circuit



| Section | L1300 | L1200 | L1000 | L800 | L600 | L400 | L200 |
|------------------------|----------------------|--------------------------|--------------------------|--------------------------|--------------------------|--------------------------|--------------------------|
| Section Times | 1:21.74 (0:09.15) | 1:12.59 [9] (0:11.20) | 1:01.38 [7] (0:11.88) | 0:49.50 [8] (0:11.96) | 0:37.53 [8] (0:12.14) | 0:25.40 [7] (0:12.58) | 0:12.82 [7] (0:12.82) |
| Average Speed [km/h] | 41.1 | 64.2 | 60.8 | 60.5 | 59.7 | 58.0 | 56.3 |
| Top Speed [km/h] | 59.9 | 65.9 | 62.2 | 62.2 | 60.1 | 59.7 | 57.0 |
| Avg. Dist. to Rail [m] | 4.2 | 1.4 | 1.4 | 1.7 | 1.6 | 3.6 | 5.6 |
| Avg. Stride Freq. [Hz] | 2.2 | 2.4 | 2.3 | 2.3 | 2.3 | 2.3 | 2.3 |
| Avg. Stride Length [m] | 5.9 | 7.5 | 7.4 | 7.5 | 7.4 | 7.2 | 7.1 |



[] Ranking at each section and finish
 -:-:- No data available at this section
 NA No data available

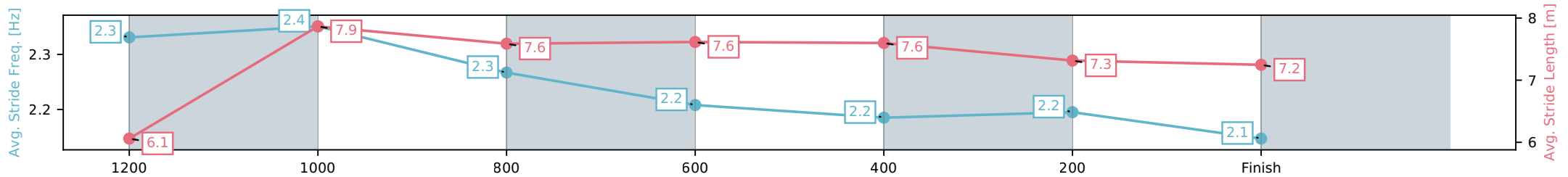
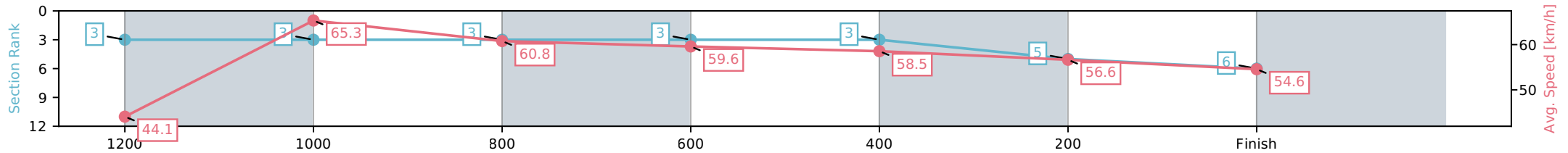
| | |
|--------------------------------|----------------------------|
| Horse/Jockey Name | Mystery Power/Damien Boche |
| Finish Rank | 6 |
| Fastest Section Time (Section) | 0:11.04 (1200-1000) |
| Top Speed [km/h] (Section) | 66.5 (1200-1000) |
| Race State | Finished |



Toowoomba QLD --Professional-2026-06-06
 Race 5: The Violet Little Memorial Cup 0 - 60 Handicap - 1300m
 06 June 2026 - 7:10PM
 Track Rating: Good 4, Weather: Fine, Rail Position: +2m Entire Circuit



| Section | L1300 | L1200 | L1000 | L800 | L600 | L400 | L200 |
|------------------------|----------------------|--------------------------|--------------------------|--------------------------|--------------------------|--------------------------|--------------------------|
| Section Times | 1:21.90 (0:08.68) | 1:13.22 [3] (0:11.04) | 1:02.18 [3] (0:11.98) | 0:50.20 [3] (0:12.08) | 0:38.13 [3] (0:12.23) | 0:25.90 [3] (0:12.65) | 0:13.25 [5] (0:13.25) |
| Average Speed [km/h] | 44.1 | 65.3 | 60.8 | 59.6 | 58.5 | 56.6 | 54.6 |
| Top Speed [km/h] | 63.0 | 66.5 | 62.7 | 60.3 | 60.1 | 57.7 | 55.8 |
| Avg. Dist. to Rail [m] | 9.3 | 5.6 | 4.2 | 0.6 | 0.8 | 1.3 | 1.2 |
| Avg. Stride Freq. [Hz] | 2.3 | 2.4 | 2.3 | 2.2 | 2.2 | 2.2 | 2.1 |
| Avg. Stride Length [m] | 6.1 | 7.9 | 7.6 | 7.6 | 7.6 | 7.3 | 7.2 |



[] Ranking at each section and finish
 -:-:- No data available at this section
 NA No data available

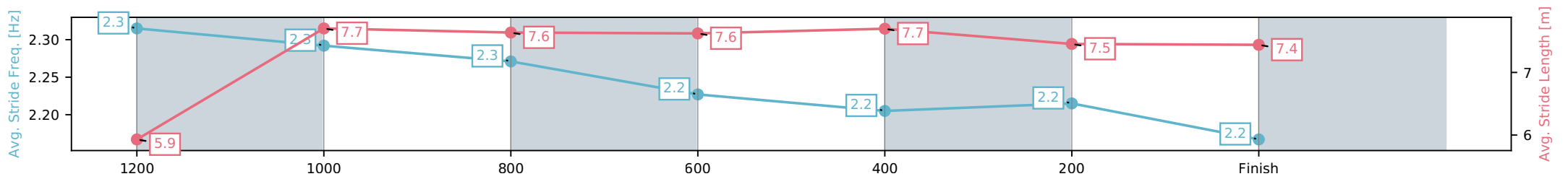
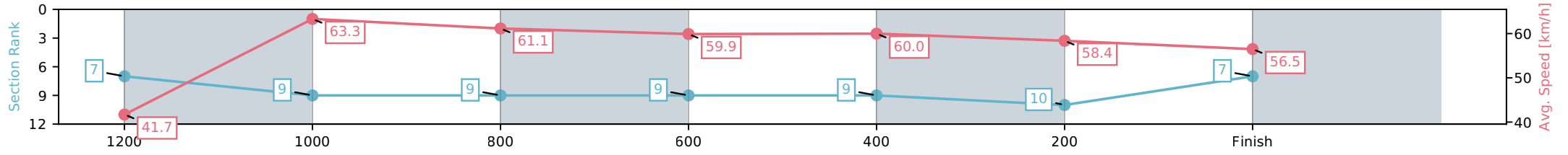
| | |
|--------------------------------|---------------------------------|
| Horse/Jockey Name | Imarealamerican/Tiffani Brooker |
| Finish Rank | 7 |
| Fastest Section Time (Section) | 0:11.41 (1200-1000) |
| Top Speed [km/h] (Section) | 64.1 (1200-1000) |
| Race State | Finished |



Toowoomba QLD --Professional-2026-06-06
 Race 5: The Violet Little Memorial Cup 0 - 60 Handicap - 1300m
 06 June 2026 - 7:10PM
 Track Rating: Good 4, Weather: Fine, Rail Position: +2m Entire Circuit



| Section | L1300 | L1200 | L1000 | L800 | L600 | L400 | L200 |
|------------------------|----------------------|--------------------------|--------------------------|--------------------------|--------------------------|--------------------------|---------------------------|
| Section Times | 1:22.04 (0:09.00) | 1:13.04 [7] (0:11.41) | 1:01.63 [9] (0:11.97) | 0:49.66 [9] (0:12.15) | 0:37.51 [9] (0:12.18) | 0:25.32 [9] (0:12.55) | 0:12.78 [10] (0:12.78) |
| Average Speed [km/h] | 41.7 | 63.3 | 61.1 | 59.9 | 60.0 | 58.4 | 56.5 |
| Top Speed [km/h] | 60.4 | 64.1 | 63.4 | 60.6 | 61.1 | 59.0 | 58.3 |
| Avg. Dist. to Rail [m] | 12.2 | 6.5 | 4.9 | 3.2 | 2.9 | 4.8 | 4.1 |
| Avg. Stride Freq. [Hz] | 2.3 | 2.3 | 2.3 | 2.2 | 2.2 | 2.2 | 2.2 |
| Avg. Stride Length [m] | 5.9 | 7.7 | 7.6 | 7.6 | 7.7 | 7.5 | 7.4 |



[] Ranking at each section and finish
 -:-:- No data available at this section
 NA No data available

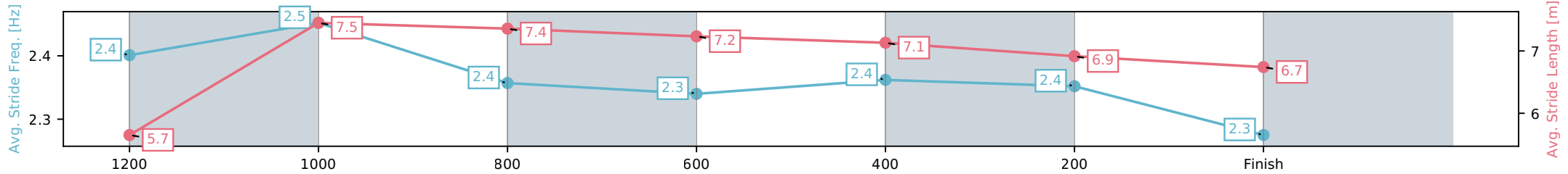
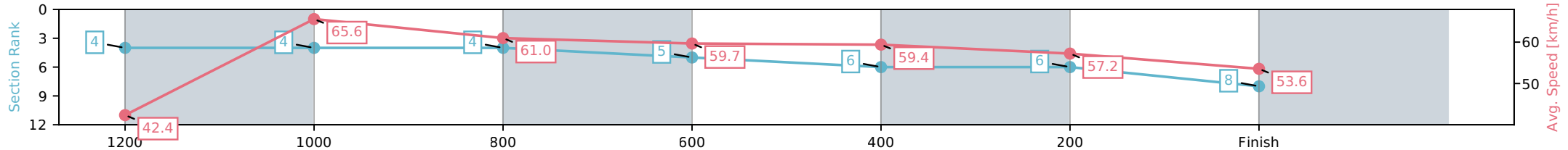
| | |
|--------------------------------|----------------------------------|
| Horse/Jockey Name | Johnny The Kid/Hannah Richardson |
| Finish Rank | 8 |
| Fastest Section Time (Section) | 0:11.00 (1200-1000) |
| Top Speed [km/h] (Section) | 67.4 (1200-1000) |
| Race State | Finished |



Toowoomba QLD --Professional-2026-06-06
 Race 5: The Violet Little Memorial Cup 0 - 60 Handicap - 1300m
 06 June 2026 - 7:10PM
 Track Rating: Good 4, Weather: Fine, Rail Position: +2m Entire Circuit



| Section | L1300 | L1200 | L1000 | L800 | L600 | L400 | L200 |
|------------------------|----------------------|--------------------------|--------------------------|--------------------------|--------------------------|--------------------------|--------------------------|
| Section Times | 1:22.40 (0:08.82) | 1:13.58 [4] (0:11.00) | 1:02.58 [4] (0:11.98) | 0:50.60 [4] (0:12.18) | 0:38.42 [5] (0:12.20) | 0:26.23 [6] (0:12.72) | 0:13.51 [6] (0:13.51) |
| Average Speed [km/h] | 42.4 | 65.6 | 61.0 | 59.7 | 59.4 | 57.2 | 53.6 |
| Top Speed [km/h] | 61.0 | 67.4 | 63.6 | 61.1 | 60.3 | 58.4 | 55.6 |
| Avg. Dist. to Rail [m] | 10.4 | 5.7 | 3.9 | 2.7 | 1.6 | 3.2 | 4.3 |
| Avg. Stride Freq. [Hz] | 2.4 | 2.5 | 2.4 | 2.3 | 2.4 | 2.4 | 2.3 |
| Avg. Stride Length [m] | 5.7 | 7.5 | 7.4 | 7.2 | 7.1 | 6.9 | 6.7 |



[] Ranking at each section and finish
 -:-:- No data available at this section
 NA No data available

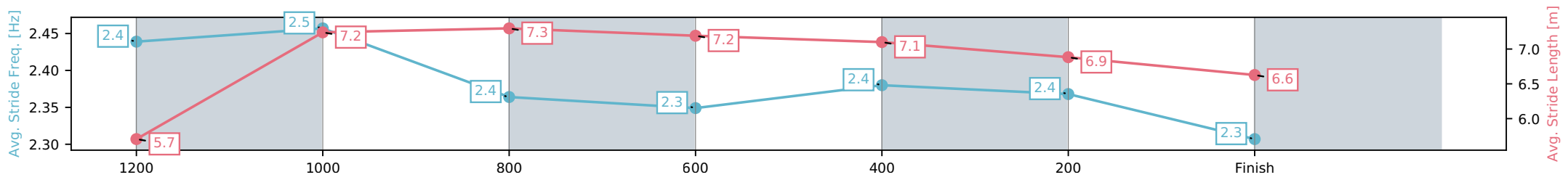
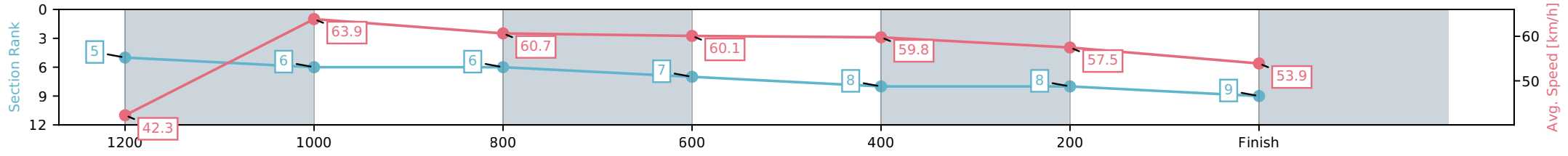
| | |
|--------------------------------|----------------------|
| Horse/Jockey Name | Kindly/Kelsey Lenton |
| Finish Rank | 9 |
| Fastest Section Time (Section) | 0:11.29 (1200-1000) |
| Top Speed [km/h] (Section) | 64.6 (1200-1000) |
| Race State | Finished |



Toowoomba QLD --Professional-2026-06-06
 Race 5: The Violet Little Memorial Cup 0 - 60 Handicap - 1300m
 06 June 2026 - 7:10PM
 Track Rating: Good 4, Weather: Fine, Rail Position: +2m Entire Circuit



| Section | L1300 | L1200 | L1000 | L800 | L600 | L400 | L200 |
|------------------------|----------------------|--------------------------|--------------------------|--------------------------|--------------------------|--------------------------|--------------------------|
| Section Times | 1:22.41 (0:08.90) | 1:13.51 [5] (0:11.29) | 1:02.21 [6] (0:11.98) | 0:50.23 [6] (0:12.02) | 0:38.21 [7] (0:12.16) | 0:26.06 [8] (0:12.66) | 0:13.40 [8] (0:13.40) |
| Average Speed [km/h] | 42.3 | 63.9 | 60.7 | 60.1 | 59.8 | 57.5 | 53.9 |
| Top Speed [km/h] | 60.7 | 64.6 | 64.1 | 61.3 | 60.7 | 58.9 | 55.8 |
| Avg. Dist. to Rail [m] | 8.4 | 4.0 | 2.4 | 1.4 | 1.7 | 3.4 | 4.9 |
| Avg. Stride Freq. [Hz] | 2.4 | 2.5 | 2.4 | 2.3 | 2.4 | 2.4 | 2.3 |
| Avg. Stride Length [m] | 5.7 | 7.2 | 7.3 | 7.2 | 7.1 | 6.9 | 6.6 |



[] Ranking at each section and finish
 -:-:- No data available at this section
 NA No data available

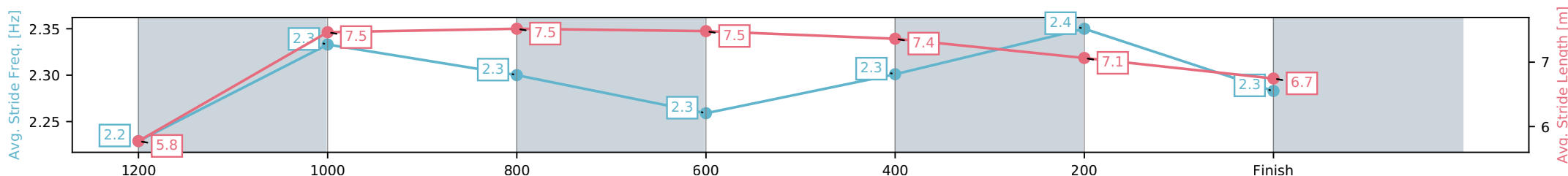
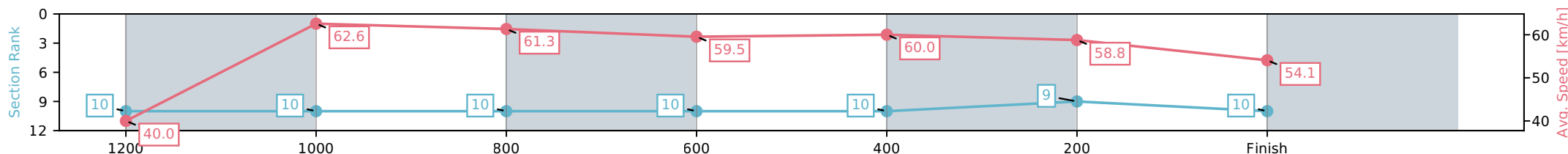
| | |
|--------------------------------|---------------------------|
| Horse/Jockey Name | Dolly Disco/Jade Metcalfe |
| Finish Rank | 10 |
| Fastest Section Time (Section) | 0:11.50 (1200-1000) |
| Top Speed [km/h] (Section) | 64.0 (1200-1000) |
| Race State | Finished |



Toowoomba QLD --Professional-2026-06-06
 Race 5: The Violet Little Memorial Cup 0 - 60 Handicap - 1300m
 06 June 2026 - 7:10PM
 Track Rating: Good 4, Weather: Fine, Rail Position: +2m Entire Circuit



| Section | L1300 | L1200 | L1000 | L800 | L600 | L400 | L200 |
|------------------------|----------------------|---------------------------|---------------------------|---------------------------|---------------------------|---------------------------|--------------------------|
| Section Times | 1:22.57 (0:09.21) | 1:13.36 [10] (0:11.50) | 1:01.86 [10] (0:11.90) | 0:49.96 [10] (0:12.22) | 0:37.73 [10] (0:12.05) | 0:25.68 [10] (0:12.29) | 0:13.39 [9] (0:13.39) |
| Average Speed [km/h] | 40.0 | 62.6 | 61.3 | 59.5 | 60.0 | 58.8 | 54.1 |
| Top Speed [km/h] | 57.5 | 64.0 | 62.5 | 60.3 | 61.9 | 59.7 | 57.3 |
| Avg. Dist. to Rail [m] | 5.6 | 3.8 | 4.1 | 3.3 | 1.1 | 1.2 | 0.9 |
| Avg. Stride Freq. [Hz] | 2.2 | 2.3 | 2.3 | 2.3 | 2.3 | 2.4 | 2.3 |
| Avg. Stride Length [m] | 5.8 | 7.5 | 7.5 | 7.5 | 7.4 | 7.1 | 6.7 |



- [] Ranking at each section and finish
- :-:- No data available at this section
- NA No data available



Toowoomba QLD

Race 6: Refined Refrigeration Solutions 0 - 60 Handicap - 1300m

06 June 2026 - 7:43PM

Track Rating: Good 4, Weather: Fine, Rail Position: +2m Entire Circuit



Field Times (Race Tempo) 1:20.82 (0:08.57) 1:12.25 (0:11.01) 1:01.24 (0:11.67) 0:49.57 (0:11.83) 0:37.74 (0:11.93) 0:25.81 (0:12.54) 0:13.27 (0:13.27)

| Rank | TAB# | Horse | Overall Time | First 400m | Top Speed km/h (Section) | L1300 | L1200 | L1000 | L800 | L600 | L400 | L200 | |
|------|--------|-------------------|---------------|------------|--------------------------|--------------|-------------|-------------|-------------|-------------|-------------|--------------|--|
| | (BAR#) | Jockey | Margin (DT-W) | Last 600m | Fastest Section (Time) | Start - 1200 | 1200 - 1000 | 1000 - 800 | 800 - 600 | 600 - 400 | 400 - 200 | 200 - Finish | |
| 1 | 2 | Purezza | 1:20.82 | 0:25.31 | 66.1 (1200-1000) | 1:20.82 | 1:12.25 [1] | 1:01.24 [1] | 0:49.57 [1] | 0:37.74 [1] | 0:25.81 [1] | 0:13.27 [1] | |
| | (4) | Jade Metcalfe | | 0:37.74 | 1200-1000 (0:11.01) | (0:08.57) | (0:11.01) | (0:11.67) | (0:11.83) | (0:11.93) | (0:12.54) | (0:13.27) | |
| 2 | 5 | Heroic Delaneys | 1:21.20 | 0:26.06 | 67.1 (1200-1000) | 1:21.20 | 1:11.96 [8] | 1:00.98 [8] | 0:49.17 [8] | 0:37.44 [7] | 0:25.49 [5] | 0:13.06 [3] | |
| | (9) | Damien Boche | 2.2L (-7) | 0:37.44 | 1200-1000 (0:10.98) | (0:09.24) | (0:10.98) | (0:11.81) | (0:11.73) | (0:11.95) | (0:12.43) | (0:13.06) | |
| 3 | 9 | Don't Stop Me Now | 1:21.22 | 0:25.47 | 65.6 (1200-1000) | 1:21.22 | 1:12.59 [3] | 1:01.41 [3] | 0:49.86 [2] | 0:38.03 [2] | 0:25.96 [2] | 0:13.25 [2] | |
| | (1) | Chelsea Baker | 2.4L (-12) | 0:38.04 | 1200-1000 (0:11.18) | (0:08.63) | (0:11.18) | (0:11.56) | (0:11.82) | (0:12.08) | (0:12.71) | (0:13.25) | |
| 4 | 11 | Jediah | 1:21.34 | 0:25.75 | 66.4 (1200-1000) | 1:21.34 | 1:12.46 [5] | 1:01.41 [5] | 0:49.79 [5] | 0:38.03 [3] | 0:25.92 [3] | 0:13.18 [4] | |
| | (2) | Nozi Tomizawa | 3.0L (-16) | 0:38.03 | 1200-1000 (0:11.05) | (0:08.88) | (0:11.05) | (0:11.62) | (0:11.76) | (0:12.11) | (0:12.74) | (0:13.18) | |
| 5 | 8 | Shot Down By Love | 1:21.38 | 0:25.53 | 65.4 (1200-1000) | 1:21.38 | 1:12.75 [2] | 1:01.63 [2] | 0:49.90 [3] | 0:37.96 [4] | 0:25.70 [4] | 0:13.12 [5] | |
| | (8) | Montanna Savva | 3.2L (-6) | 0:37.95 | 1200-1000 (0:11.12) | (0:08.63) | (0:11.12) | (0:11.73) | (0:11.94) | (0:12.25) | (0:12.58) | (0:13.12) | |
| 6 | 10 | Midnight Miracle | 1:21.45 | 0:26.38 | 66.1 (1200-1000) | 1:21.45 | 1:11.98 [9] | 1:00.86 [9] | 0:49.09 [9] | 0:37.31 [9] | 0:25.33 [8] | 0:13.02 [6] | |
| | (6) | Olivia Kendal | 3.7L (-12) | 0:37.31 | 1200-1000 (0:11.12) | (0:09.47) | (0:11.12) | (0:11.77) | (0:11.77) | (0:11.98) | (0:12.31) | (0:13.02) | |
| 7 | 7 | She's Brutal | 1:21.80 | 0:25.77 | 66.4 (1200-1000) | 1:21.80 | 1:12.96 [4] | 1:01.86 [6] | 0:50.16 [6] | 0:38.24 [6] | 0:26.08 [6] | 0:13.24 [7] | |
| | (3) | Kelsey Lenton | 5.7L (-10) | 0:38.25 | 1200-1000 (0:11.10) | (0:08.84) | (0:11.10) | (0:11.70) | (0:11.92) | (0:12.16) | (0:12.85) | (0:13.24) | |
| 8 | 6 | West Cork | 1:22.40 | 0:25.84 | 66.7 (1200-1000) | 1:22.40 | 1:13.38 [7] | 1:02.40 [7] | 0:50.62 [7] | 0:38.59 [8] | 0:26.18 [9] | 0:13.29 [9] | |
| | (5) | Aidan Keeley | 9.3L (-10) | 0:38.59 | 1200-1000 (0:10.99) | (0:09.02) | (0:10.99) | (0:11.78) | (0:12.02) | (0:12.41) | (0:12.89) | (0:13.29) | |
| 9 | 4 | Stromboli Delight | 1:22.80 | 0:25.60 | 67.8 (1200-1000) | 1:22.80 | 1:13.81 [6] | 1:02.96 [4] | 0:51.32 [3] | 0:39.27 [5] | 0:26.91 [7] | 0:13.70 [8] | |
| | (7) | Les Tilley | 11.7L (-9) | 0:39.27 | 1200-1000 (0:10.85) | (0:08.99) | (0:10.85) | (0:11.64) | (0:12.04) | (0:12.36) | (0:13.21) | (0:13.70) | |

Scratched: Ludik (#1), Ihaveseentheight (#3)

Report Created: Sat 06 June 2026

(Note: Races are conducted over an approximate distance as close as possible to the advertised distance, and recorded data may vary accordingly. Official times refer to race times only and do not include handicap times.)

[] Position in running at each section and finish TAB# Saddle cloth number
 -:-:- No data available at this section BAR# Barrier/Gate Position
 NA No data available DNF Did not finish
 DNT Did not track DT-W Distance travelled compared to winner in metres

Fastest split
 Fastest section

data processed by **TRIPLESDATA**

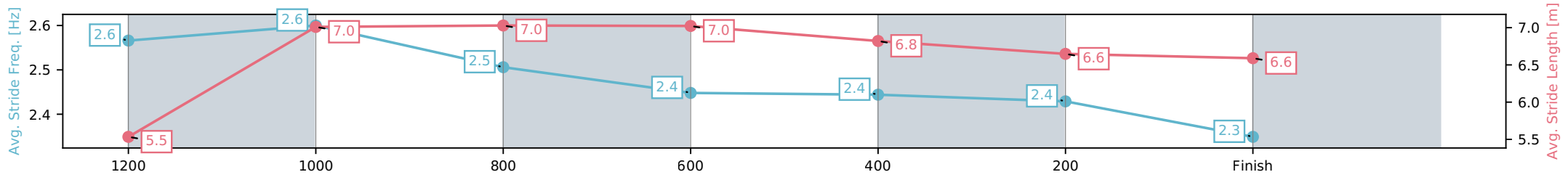
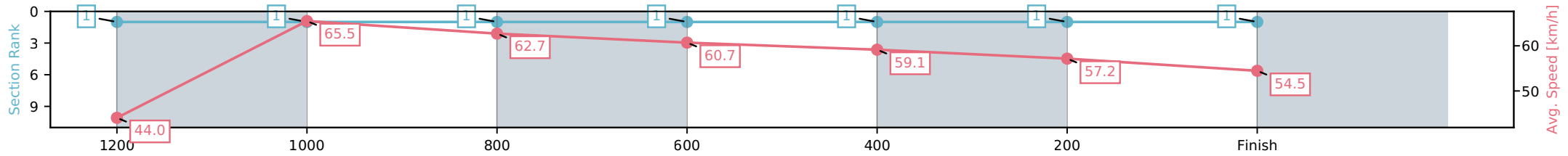
| | |
|--------------------------------|-----------------------|
| Horse/Jockey Name | Purezza/Jade Metcalfe |
| Finish Rank | 1 |
| Fastest Section Time (Section) | 0:11.01 (1200-1000) |
| Top Speed [km/h] (Section) | 66.1 (1200-1000) |
| Race State | Finished |



Toowoomba QLD --Professional-2026-06-06
 Race 6: Refined Refrigeration Solutions 0 - 60 Handicap - 1300m
 06 June 2026 - 7:43PM
 Track Rating: Good 4, Weather: Fine, Rail Position: +2m Entire Circuit



| Section | L1300 | L1200 | L1000 | L800 | L600 | L400 | L200 |
|------------------------|----------------------|--------------------------|--------------------------|--------------------------|--------------------------|--------------------------|--------------------------|
| Section Times | 1:20.82 (0:08.57) | 1:12.25 [1] (0:11.01) | 1:01.24 [1] (0:11.67) | 0:49.57 [1] (0:11.83) | 0:37.74 [1] (0:11.93) | 0:25.81 [1] (0:12.54) | 0:13.27 [1] (0:13.27) |
| Average Speed [km/h] | 44.0 | 65.5 | 62.7 | 60.7 | 59.1 | 57.2 | 54.5 |
| Top Speed [km/h] | 62.9 | 66.1 | 65.0 | 61.8 | 61.3 | 59.2 | 55.7 |
| Avg. Dist. to Rail [m] | 9.0 | 6.6 | 5.1 | 1.8 | 3.7 | 1.3 | 1.2 |
| Avg. Stride Freq. [Hz] | 2.6 | 2.6 | 2.5 | 2.4 | 2.4 | 2.4 | 2.3 |
| Avg. Stride Length [m] | 5.5 | 7.0 | 7.0 | 7.0 | 6.8 | 6.6 | 6.6 |



[] Ranking at each section and finish
 -:-:- No data available at this section
 NA No data available

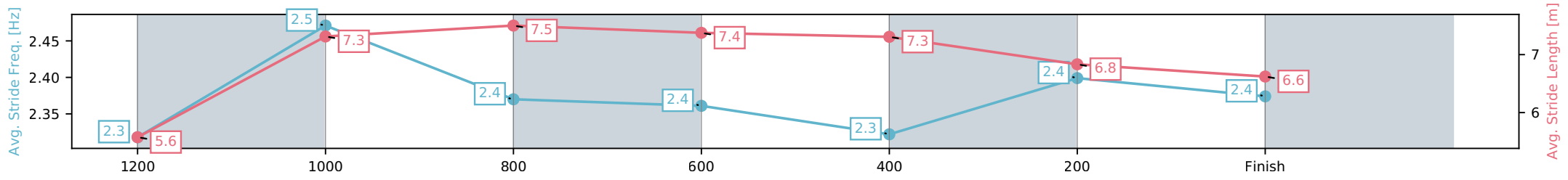
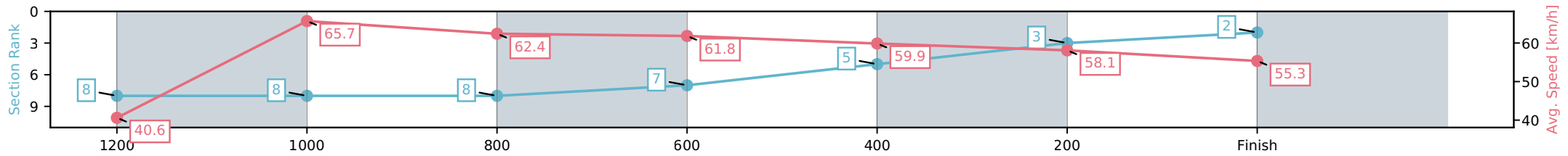
| | |
|--------------------------------|------------------------------|
| Horse/Jockey Name | Heroic Delaneys/Damien Boche |
| Finish Rank | 2 |
| Fastest Section Time (Section) | 0:10.98 (1200-1000) |
| Top Speed [km/h] (Section) | 67.1 (1200-1000) |
| Race State | Finished |



Toowoomba QLD --Professional-2026-06-06
 Race 6: Refined Refrigeration Solutions 0 - 60 Handicap - 1300m
 06 June 2026 - 7:43PM
 Track Rating: Good 4, Weather: Fine, Rail Position: +2m Entire Circuit



| Section | L1300 | L1200 | L1000 | L800 | L600 | L400 | L200 |
|------------------------|----------------------|--------------------------|--------------------------|--------------------------|--------------------------|--------------------------|--------------------------|
| Section Times | 1:21.20 (0:09.24) | 1:11.96 [8] (0:10.98) | 1:00.98 [8] (0:11.81) | 0:49.17 [8] (0:11.73) | 0:37.44 [7] (0:11.95) | 0:25.49 [5] (0:12.43) | 0:13.06 [3] (0:13.06) |
| Average Speed [km/h] | 40.6 | 65.7 | 62.4 | 61.8 | 59.9 | 58.1 | 55.3 |
| Top Speed [km/h] | 57.9 | 67.1 | 65.5 | 62.5 | 61.5 | 59.2 | 57.4 |
| Avg. Dist. to Rail [m] | 16.8 | 8.8 | 7.2 | 1.7 | 1.2 | 2.2 | 3.6 |
| Avg. Stride Freq. [Hz] | 2.3 | 2.5 | 2.4 | 2.4 | 2.3 | 2.4 | 2.4 |
| Avg. Stride Length [m] | 5.6 | 7.3 | 7.5 | 7.4 | 7.3 | 6.8 | 6.6 |



[] Ranking at each section and finish
 -:-:- No data available at this section
 NA No data available

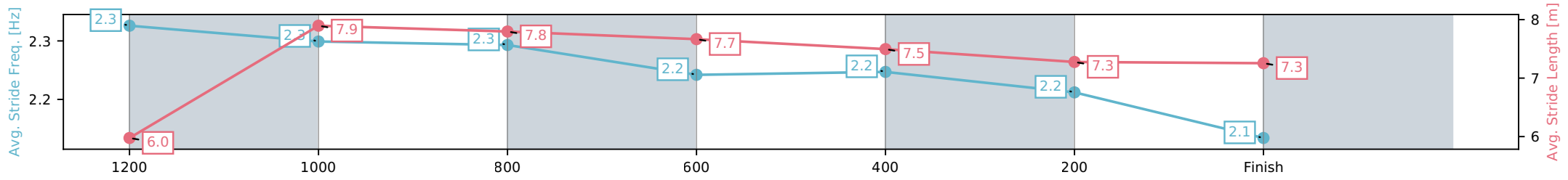
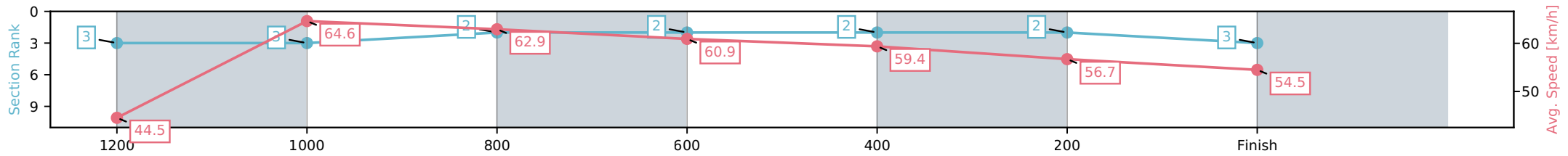
| | |
|--------------------------------|---------------------------------|
| Horse/Jockey Name | Don't Stop Me Now/Chelsea Baker |
| Finish Rank | 3 |
| Fastest Section Time (Section) | 0:11.18 (1200-1000) |
| Top Speed [km/h] (Section) | 65.6 (1200-1000) |
| Race State | Finished |



Toowoomba QLD --Professional-2026-06-06
 Race 6: Refined Refrigeration Solutions 0 - 60 Handicap - 1300m
 06 June 2026 - 7:43PM
 Track Rating: Good 4, Weather: Fine, Rail Position: +2m Entire Circuit



| Section | L1300 | L1200 | L1000 | L800 | L600 | L400 | L200 |
|------------------------|----------------------|--------------------------|--------------------------|--------------------------|--------------------------|--------------------------|--------------------------|
| Section Times | 1:21.22 (0:08.63) | 1:12.59 [3] (0:11.18) | 1:01.41 [3] (0:11.56) | 0:49.86 [2] (0:11.82) | 0:38.03 [2] (0:12.08) | 0:25.96 [2] (0:12.71) | 0:13.25 [2] (0:13.25) |
| Average Speed [km/h] | 44.5 | 64.6 | 62.9 | 60.9 | 59.4 | 56.7 | 54.5 |
| Top Speed [km/h] | 63.7 | 65.6 | 63.9 | 61.5 | 60.9 | 58.0 | 55.9 |
| Avg. Dist. to Rail [m] | 4.8 | 2.9 | 2.6 | 0.5 | 0.8 | 0.5 | 0.4 |
| Avg. Stride Freq. [Hz] | 2.3 | 2.3 | 2.3 | 2.2 | 2.2 | 2.2 | 2.1 |
| Avg. Stride Length [m] | 6.0 | 7.9 | 7.8 | 7.7 | 7.5 | 7.3 | 7.3 |



[] Ranking at each section and finish
 -:-:- No data available at this section
 NA No data available

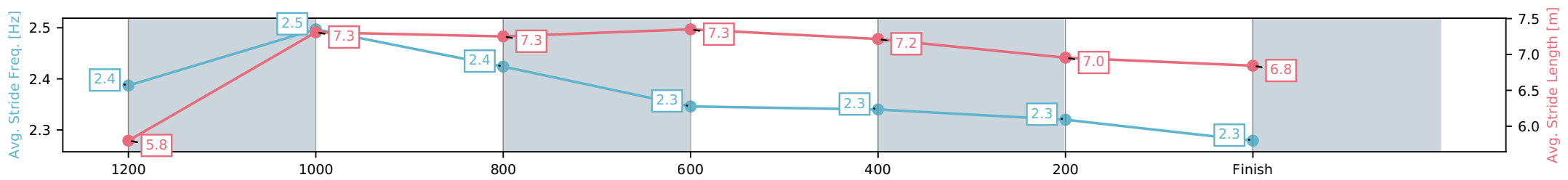
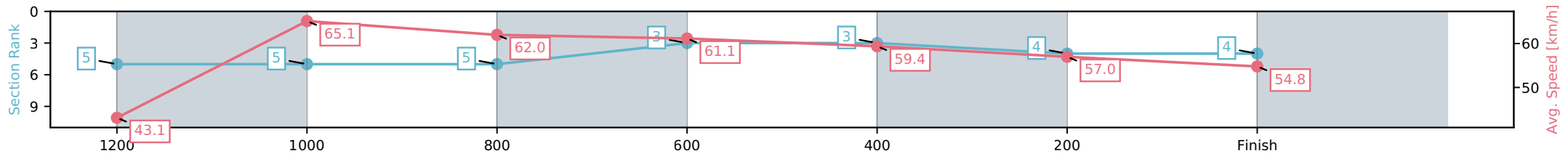
| | |
|--------------------------------|----------------------|
| Horse/Jockey Name | Jediah/Nozi Tomizawa |
| Finish Rank | 4 |
| Fastest Section Time (Section) | 0:11.05 (1200-1000) |
| Top Speed [km/h] (Section) | 66.4 (1200-1000) |
| Race State | Finished |



Toowoomba QLD --Professional-2026-06-06
 Race 6: Refined Refrigeration Solutions 0 - 60 Handicap - 1300m
 06 June 2026 - 7:43PM
 Track Rating: Good 4, Weather: Fine, Rail Position: +2m Entire Circuit



| Section | L1300 | L1200 | L1000 | L800 | L600 | L400 | L200 |
|------------------------|----------------------|--------------------------|--------------------------|--------------------------|--------------------------|--------------------------|--------------------------|
| Section Times | 1:21.34 (0:08.88) | 1:12.46 [5] (0:11.05) | 1:01.41 [5] (0:11.62) | 0:49.79 [5] (0:11.76) | 0:38.03 [3] (0:12.11) | 0:25.92 [3] (0:12.74) | 0:13.18 [4] (0:13.18) |
| Average Speed [km/h] | 43.1 | 65.1 | 62.0 | 61.1 | 59.4 | 57.0 | 54.8 |
| Top Speed [km/h] | 62.0 | 66.4 | 62.9 | 61.9 | 62.0 | 58.6 | 56.5 |
| Avg. Dist. to Rail [m] | 3.8 | 0.8 | 0.7 | 0.4 | 0.4 | 2.4 | 1.6 |
| Avg. Stride Freq. [Hz] | 2.4 | 2.5 | 2.4 | 2.3 | 2.3 | 2.3 | 2.3 |
| Avg. Stride Length [m] | 5.8 | 7.3 | 7.3 | 7.3 | 7.2 | 7.0 | 6.8 |



[] Ranking at each section and finish
 -:-:- No data available at this section
 NA No data available

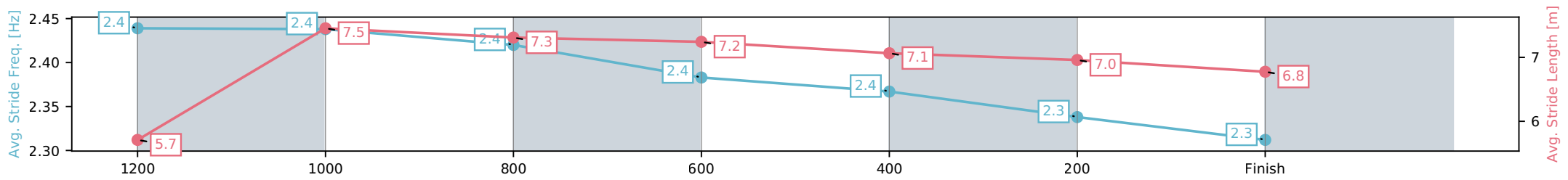
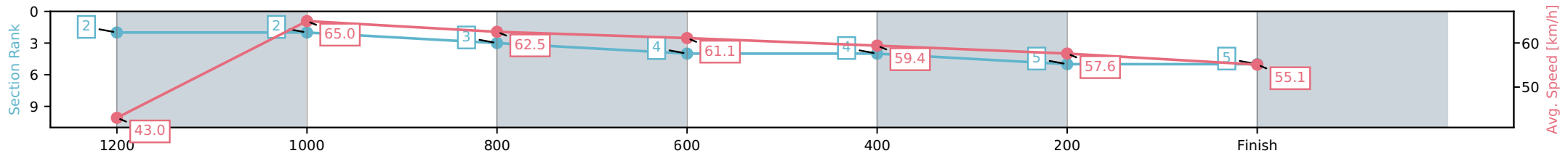
| | |
|--------------------------------|----------------------------------|
| Horse/Jockey Name | Shot Down By Love/Montanna Savva |
| Finish Rank | 5 |
| Fastest Section Time (Section) | 0:11.12 (1200-1000) |
| Top Speed [km/h] (Section) | 65.4 (1200-1000) |
| Race State | Finished |



Toowoomba QLD --Professional-2026-06-06
 Race 6: Refined Refrigeration Solutions 0 - 60 Handicap - 1300m
 06 June 2026 - 7:43PM
 Track Rating: Good 4, Weather: Fine, Rail Position: +2m Entire Circuit



| Section | L1300 | L1200 | L1000 | L800 | L600 | L400 | L200 |
|------------------------|----------------------|--------------------------|--------------------------|--------------------------|--------------------------|--------------------------|--------------------------|
| Section Times | 1:21.38 (0:08.63) | 1:12.75 [2] (0:11.12) | 1:01.63 [2] (0:11.73) | 0:49.90 [3] (0:11.94) | 0:37.96 [4] (0:12.25) | 0:25.70 [4] (0:12.58) | 0:13.12 [5] (0:13.12) |
| Average Speed [km/h] | 43.0 | 65.0 | 62.5 | 61.1 | 59.4 | 57.6 | 55.1 |
| Top Speed [km/h] | 61.6 | 65.4 | 63.5 | 61.5 | 61.0 | 58.6 | 57.8 |
| Avg. Dist. to Rail [m] | 9.8 | 4.4 | 4.8 | 4.2 | 2.1 | 2.4 | 3.9 |
| Avg. Stride Freq. [Hz] | 2.4 | 2.4 | 2.4 | 2.4 | 2.4 | 2.3 | 2.3 |
| Avg. Stride Length [m] | 5.7 | 7.5 | 7.3 | 7.2 | 7.1 | 7.0 | 6.8 |



[] Ranking at each section and finish
 -:-:- No data available at this section
 NA No data available

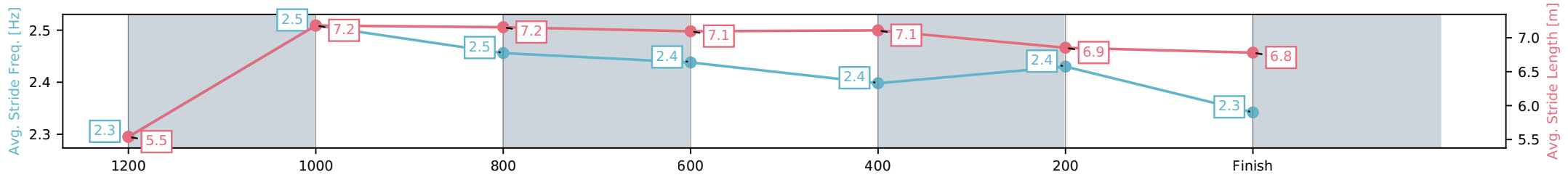
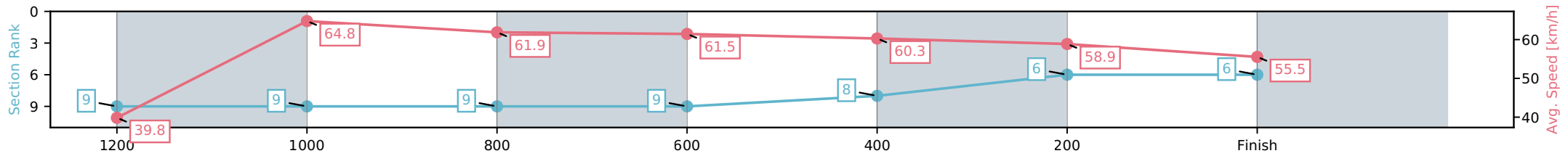
| | |
|--------------------------------|--------------------------------|
| Horse/Jockey Name | Midnight Miracle/Olivia Kendal |
| Finish Rank | 6 |
| Fastest Section Time (Section) | 0:11.12 (1200-1000) |
| Top Speed [km/h] (Section) | 66.1 (1200-1000) |
| Race State | Finished |



Toowoomba QLD --Professional-2026-06-06
 Race 6: Refined Refrigeration Solutions 0 - 60 Handicap - 1300m
 06 June 2026 - 7:43PM
 Track Rating: Good 4, Weather: Fine, Rail Position: +2m Entire Circuit



| Section | L1300 | L1200 | L1000 | L800 | L600 | L400 | L200 |
|------------------------|----------------------|--------------------------|--------------------------|--------------------------|--------------------------|--------------------------|--------------------------|
| Section Times | 1:21.45 (0:09.47) | 1:11.98 [9] (0:11.12) | 1:00.86 [9] (0:11.77) | 0:49.09 [9] (0:11.77) | 0:37.31 [9] (0:11.98) | 0:25.33 [8] (0:12.31) | 0:13.02 [6] (0:13.02) |
| Average Speed [km/h] | 39.8 | 64.8 | 61.9 | 61.5 | 60.3 | 58.9 | 55.5 |
| Top Speed [km/h] | 60.9 | 66.1 | 64.9 | 62.0 | 61.4 | 59.6 | 58.1 |
| Avg. Dist. to Rail [m] | 8.6 | 3.5 | 3.2 | 1.2 | 0.6 | 2.3 | 1.2 |
| Avg. Stride Freq. [Hz] | 2.3 | 2.5 | 2.5 | 2.4 | 2.4 | 2.4 | 2.3 |
| Avg. Stride Length [m] | 5.5 | 7.2 | 7.2 | 7.1 | 7.1 | 6.9 | 6.8 |



[] Ranking at each section and finish
 -:-:- No data available at this section
 NA No data available

| | |
|--------------------------------|----------------------------|
| Horse/Jockey Name | She's Brutal/Kelsey Lenton |
| Finish Rank | 7 |
| Fastest Section Time (Section) | 0:11.10 (1200-1000) |
| Top Speed [km/h] (Section) | 66.4 (1200-1000) |
| Race State | Finished |



Toowoomba QLD --Professional-2026-06-06

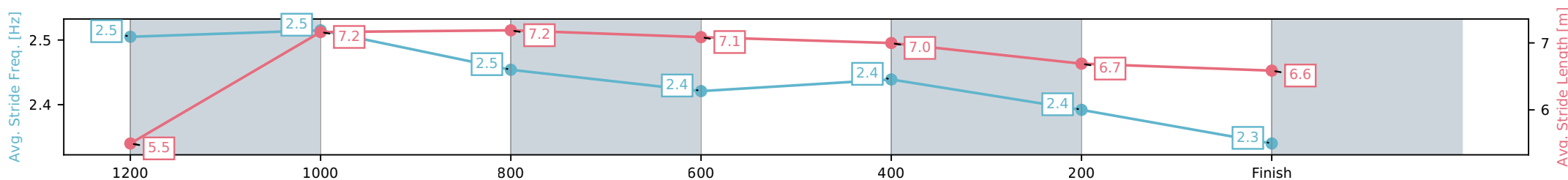
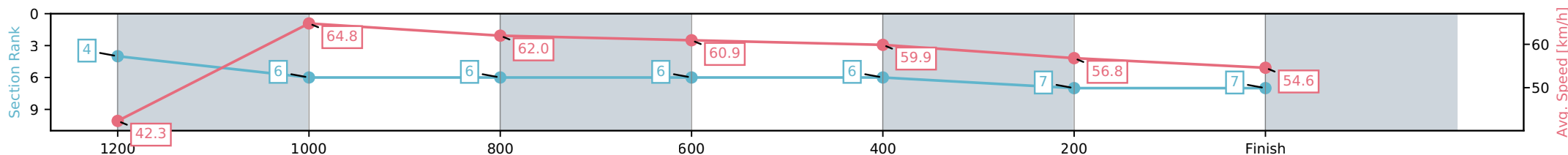
Race 6: Refined Refrigeration Solutions 0 - 60 Handicap - 1300m

06 June 2026 - 7:43PM



Track Rating: Good 4, Weather: Fine, Rail Position: +2m Entire Circuit

| Section | L1300 | L1200 | L1000 | L800 | L600 | L400 | L200 |
|------------------------|----------------------|--------------------------|--------------------------|--------------------------|--------------------------|--------------------------|--------------------------|
| Section Times | 1:21.80 (0:08.84) | 1:12.96 [4] (0:11.10) | 1:01.86 [6] (0:11.70) | 0:50.16 [6] (0:11.92) | 0:38.24 [6] (0:12.16) | 0:26.08 [6] (0:12.85) | 0:13.24 [7] (0:13.24) |
| Average Speed [km/h] | 42.3 | 64.8 | 62.0 | 60.9 | 59.9 | 56.8 | 54.6 |
| Top Speed [km/h] | 60.9 | 66.4 | 63.7 | 61.5 | 61.9 | 57.6 | 55.6 |
| Avg. Dist. to Rail [m] | 5.6 | 2.9 | 2.6 | 3.1 | 2.5 | 3.5 | 4.7 |
| Avg. Stride Freq. [Hz] | 2.5 | 2.5 | 2.5 | 2.4 | 2.4 | 2.4 | 2.3 |
| Avg. Stride Length [m] | 5.5 | 7.2 | 7.2 | 7.1 | 7.0 | 6.7 | 6.6 |



- [] Ranking at each section and finish
- :-:- No data available at this section
- NA No data available

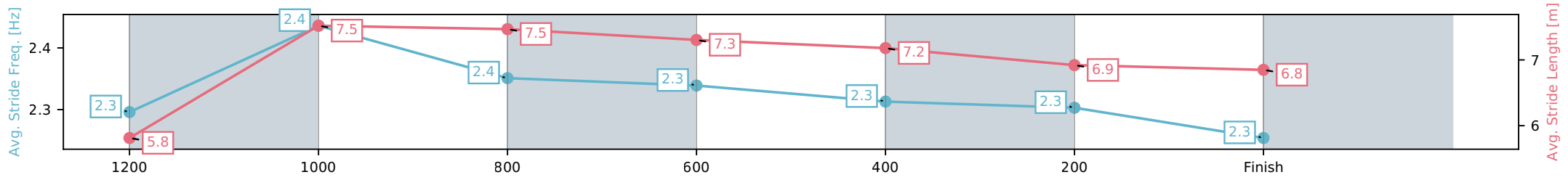
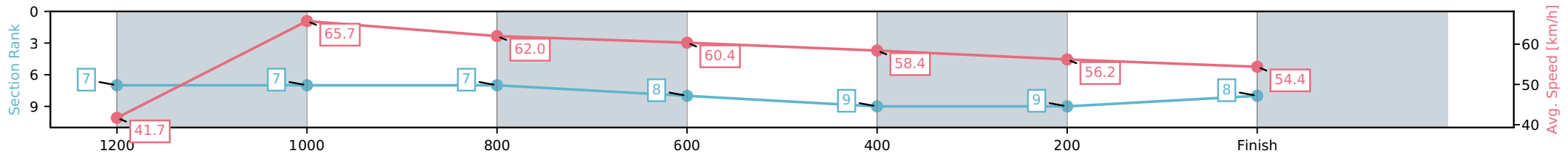
| | |
|--------------------------------|------------------------|
| Horse/Jockey Name | West Cork/Aidan Keeley |
| Finish Rank | 8 |
| Fastest Section Time (Section) | 0:10.99 (1200-1000) |
| Top Speed [km/h] (Section) | 66.7 (1200-1000) |
| Race State | Finished |



Toowoomba QLD --Professional-2026-06-06
 Race 6: Refined Refrigeration Solutions 0 - 60 Handicap - 1300m
 06 June 2026 - 7:43PM
 Track Rating: Good 4, Weather: Fine, Rail Position: +2m Entire Circuit



| Section | L1300 | L1200 | L1000 | L800 | L600 | L400 | L200 |
|------------------------|----------------------|--------------------------|--------------------------|--------------------------|--------------------------|--------------------------|--------------------------|
| Section Times | 1:22.40 (0:09.02) | 1:13.38 [7] (0:10.99) | 1:02.40 [7] (0:11.78) | 0:50.62 [7] (0:12.02) | 0:38.59 [8] (0:12.41) | 0:26.18 [9] (0:12.89) | 0:13.29 [9] (0:13.29) |
| Average Speed [km/h] | 41.7 | 65.7 | 62.0 | 60.4 | 58.4 | 56.2 | 54.4 |
| Top Speed [km/h] | 62.0 | 66.7 | 63.7 | 61.7 | 59.8 | 57.2 | 55.2 |
| Avg. Dist. to Rail [m] | 7.7 | 5.0 | 4.3 | 2.6 | 1.4 | 2.0 | 2.2 |
| Avg. Stride Freq. [Hz] | 2.3 | 2.4 | 2.4 | 2.3 | 2.3 | 2.3 | 2.3 |
| Avg. Stride Length [m] | 5.8 | 7.5 | 7.5 | 7.3 | 7.2 | 6.9 | 6.8 |



[] Ranking at each section and finish
 -:-:- No data available at this section
 NA No data available

| | |
|--------------------------------|------------------------------|
| Horse/Jockey Name | Stromboli Delight/Les Tilley |
| Finish Rank | 9 |
| Fastest Section Time (Section) | 0:10.85 (1200-1000) |
| Top Speed [km/h] (Section) | 67.8 (1200-1000) |
| Race State | Finished |



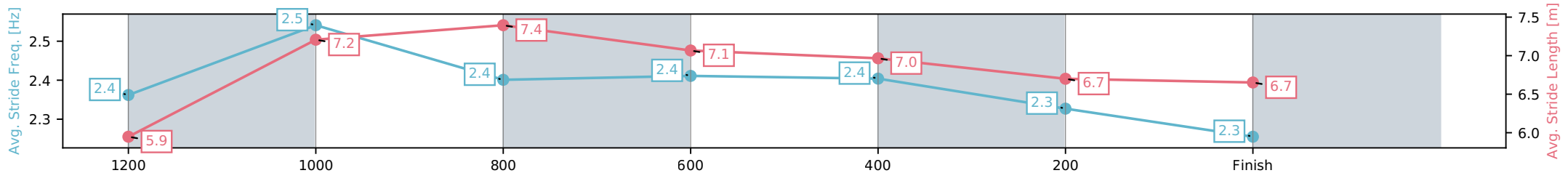
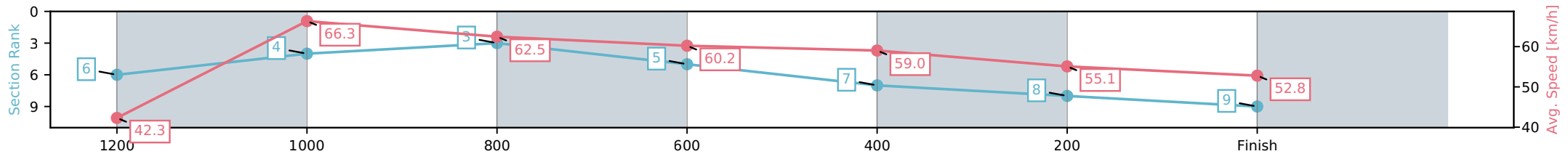
Toowoomba QLD --Professional-2026-06-06
 Race 6: Refined Refrigeration Solutions 0 - 60 Handicap - 1300m



06 June 2026 - 7:43PM

Track Rating: Good 4, Weather: Fine, Rail Position: +2m Entire Circuit

| Section | L1300 | L1200 | L1000 | L800 | L600 | L400 | L200 |
|------------------------|----------------------|--------------------------|--------------------------|--------------------------|--------------------------|--------------------------|--------------------------|
| Section Times | 1:22.80 (0:08.99) | 1:13.81 [6] (0:10.85) | 1:02.96 [4] (0:11.64) | 0:51.32 [3] (0:12.04) | 0:39.27 [5] (0:12.36) | 0:26.91 [7] (0:13.21) | 0:13.70 [8] (0:13.70) |
| Average Speed [km/h] | 42.3 | 66.3 | 62.5 | 60.2 | 59.0 | 55.1 | 52.8 |
| Top Speed [km/h] | 61.2 | 67.8 | 64.3 | 61.3 | 60.5 | 57.2 | 54.0 |
| Avg. Dist. to Rail [m] | 7.0 | 4.0 | 3.4 | 2.8 | 2.5 | 3.4 | 3.8 |
| Avg. Stride Freq. [Hz] | 2.4 | 2.5 | 2.4 | 2.4 | 2.4 | 2.3 | 2.3 |
| Avg. Stride Length [m] | 5.9 | 7.2 | 7.4 | 7.1 | 7.0 | 6.7 | 6.7 |



- [] Ranking at each section and finish
- :-:- No data available at this section
- NA No data available



Toowoomba QLD

Race 7: Happy Queensland Day QTIS Three-Years-Old Maiden Plate - 870m

06 June 2026 - 8:16PM

Track Rating: Good 4, Weather: Fine, Rail Position: +2m Entire Circuit



Field Times (Race Tempo) 0:51.94 (0:06.00) 0:45.94 (0:10.89) 0:35.05 (0:11.33) 0:23.72 (0:11.88) 0:11.83 (0:11.83)

| Rank | TAB# | Horse | Overall Time | First 400m | Top Speed km/h (Section) | L870 | L800 | L600 | L400 | L200 | | | |
|------|--------|-------------------|---------------|------------|--------------------------|-------------|-------------|-------------|-------------|--------------|--|--|--|
| | (BAR#) | Jockey | Margin (DT-W) | Last 600m | Fastest Section (Time) | Start - 800 | 800 - 600 | 600 - 400 | 400 - 200 | 200 - Finish | | | |
| 1 | 2 | Zousain's Choice | 0:51.94 | 0:24.79 | 67.9 (600-400) | 0:51.94 | 0:45.00 [5] | 0:34.02 [7] | 0:23.29 [4] | 0:11.81 [2] | | | |
| | (9) | Harrison Shaw | | 0:34.02 | 600-400 (0:10.72) | (0:06.94) | (0:10.98) | (0:10.72) | (0:11.49) | (0:11.81) | | | |
| 2 | 3 | Aeropower | 0:52.14 | 0:24.64 | 67.9 (600-400) | 0:52.14 | 0:45.61 [4] | 0:34.71 [4] | 0:23.57 [4] | 0:11.97 [4] | | | |
| | (2) | Aidan Keeley | 3.4L (-1) | 0:34.71 | 870 - 800 (0:06.53) | (0:06.53) | (0:10.90) | (0:11.14) | (0:11.60) | (0:11.97) | | | |
| 3 | 5 | Dragon Lilly | 0:52.18 | 0:24.61 | 67.0 (800-600) | 0:52.18 | 0:45.73 [3] | 0:34.84 [3] | 0:23.63 [3] | 0:12.00 [4] | | | |
| | (4) | Damien Boche | 1.4L (-2) | 0:34.85 | 800-600 (0:10.89) | (0:06.45) | (0:10.89) | (0:11.22) | (0:11.63) | (0:12.00) | | | |
| 4 | 9 | Sort Of In Love | 0:52.50 | 0:24.32 | 67.6 (600-400) | 0:52.50 | 0:46.50 [1] | 0:35.61 [1] | 0:24.28 [1] | 0:12.39 [1] | | | |
| | (3) | Olivia Kendal | 3.3L (+2) | 0:35.60 | 800-600 (0:10.89) | (0:06.00) | (0:10.89) | (0:11.33) | (0:11.88) | (0:12.39) | | | |
| 5 | 8 | Pippie Pomar | 0:52.52 | 0:24.78 | 67.7 (800-600) | 0:52.52 | 0:45.91 [4] | 0:34.84 [4] | 0:23.79 [5] | 0:12.00 [6] | | | |
| | (5) | Chelsea Baker | 3.4L (-1) | 0:34.84 | 600-400 (0:11.06) | (0:06.61) | (0:11.07) | (0:11.06) | (0:11.78) | (0:12.00) | | | |
| 6 | 1 | Trooper Sam | 0:52.70 | 0:24.81 | 68.2 (800-600) | 0:52.70 | 0:45.67 [7] | 0:34.78 [6] | 0:23.92 [6] | 0:12.30 [5] | | | |
| | (8) | Hannah Richardson | 4.4L (+1) | 0:34.79 | 600-400 (0:10.86) | (0:07.03) | (0:10.89) | (0:10.86) | (0:11.63) | (0:12.30) | | | |
| 7 | 6 | Faraway Memo | 0:52.77 | 0:24.28 | 69.3 (800-600) | 0:52.77 | 0:46.32 [2] | 0:35.67 [2] | 0:24.45 [2] | 0:12.62 [3] | | | |
| | (1) | Tiffani Brooker | 4.8L (-3) | 0:35.67 | 800-600 (0:10.65) | (0:06.45) | (0:10.65) | (0:11.22) | (0:11.83) | (0:12.62) | | | |
| 8 | 7 | Gypsy Joy | 0:53.12 | 0:25.03 | 68.4 (800-600) | 0:53.12 | 0:46.12 [6] | 0:35.41 [5] | 0:24.08 [7] | 0:12.04 [8] | | | |
| | (6) | Skye Bogenhuber | 7.0L (-2) | 0:35.41 | 800-600 (0:10.71) | (0:07.00) | (0:10.71) | (0:11.33) | (0:12.04) | (0:12.04) | | | |
| 9 | 4 | Aliza | 0:53.33 | 0:25.41 | 66.1 (800-600) | 0:53.33 | 0:46.00 [8] | 0:34.84 [8] | 0:23.84 [8] | 0:12.45 [7] | | | |
| | (7) | Nozi Tomizawa | 8.2L (+20) | 0:34.84 | 600-400 (0:11.00) | (0:07.33) | (0:11.16) | (0:11.00) | (0:11.39) | (0:12.45) | | | |

Scratched: Dracarian (#10), Run Ziggy Run (#11), I Can Help (#12)

Report Created: Sat 06 June 2026

(Note: Races are conducted over an approximate distance as close as possible to the advertised distance, and recorded data may vary accordingly. Official times refer to race times only and do not include handicap times.)

[] Position in running at each section and finish TAB# Saddle cloth number
 -:-:- No data available at this section BAR# Barrier/Gate Position
 NA No data available DNF Did not finish
 DNT Did not track DT-W Distance travelled compared to winner in metres

Fastest split
 Fastest section

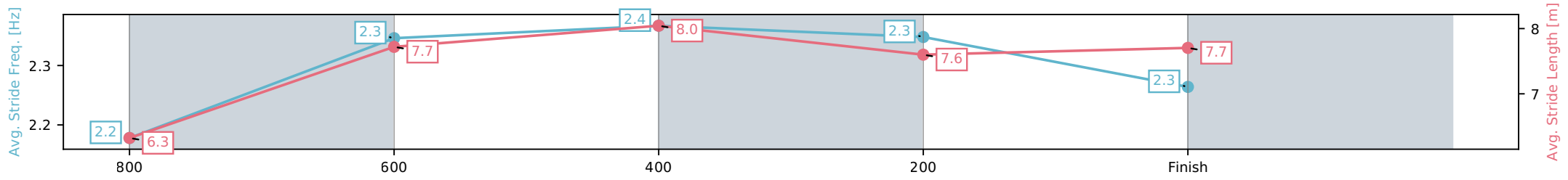
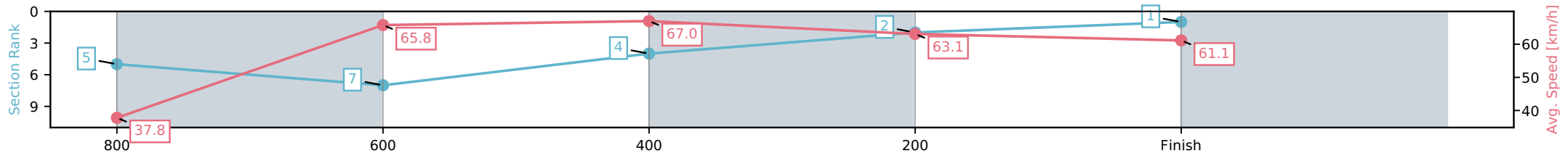
| | |
|--------------------------------|--------------------------------|
| Horse/Jockey Name | Zousain's Choice/Harrison Shaw |
| Finish Rank | 1 |
| Fastest Section Time (Section) | 0:10.72 (600-400) |
| Top Speed [km/h] (Section) | 67.9 (600-400) |
| Race State | Finished |



Toowoomba QLD --Professional-2026-06-06
 Race 7: Happy Queensland Day QTIS Three-Years-Old Maiden Plate - 870m
 06 June 2026 - 8:16PM
 Track Rating: Good 4, Weather: Fine, Rail Position: +2m Entire Circuit



| Section | L870 | L600 | L400 | L200 | L0 |
|------------------------|----------------------|--------------------------|--------------------------|--------------------------|--------------------------|
| Section Times | 0:51.94 (0:06.94) | 0:45.00 [5] (0:10.98) | 0:34.02 [7] (0:10.72) | 0:23.29 [4] (0:11.49) | 0:11.81 [2] (0:11.81) |
| Average Speed [km/h] | 37.8 | 65.8 | 67.0 | 63.1 | 61.1 |
| Top Speed [km/h] | 57.2 | 67.5 | 67.9 | 64.5 | 63.9 |
| Avg. Dist. to Rail [m] | 6.8 | 1.4 | 0.6 | 2.6 | 3.1 |
| Avg. Stride Freq. [Hz] | 2.2 | 2.3 | 2.4 | 2.3 | 2.3 |
| Avg. Stride Length [m] | 6.3 | 7.7 | 8.0 | 7.6 | 7.7 |



[] Ranking at each section and finish
 -.-.- No data available at this section
 NA No data available

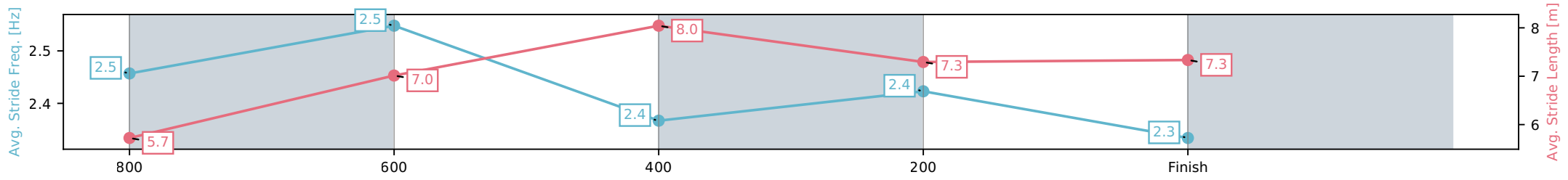
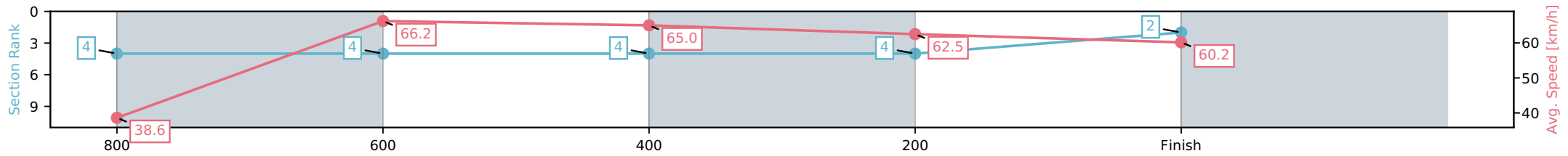
| | |
|--------------------------------|------------------------|
| Horse/Jockey Name | Aeropower/Aidan Keeley |
| Finish Rank | 2 |
| Fastest Section Time (Section) | 0:06.53 (870 - 800) |
| Top Speed [km/h] (Section) | 67.9 (600-400) |
| Race State | Finished |



Toowoomba QLD --Professional-2026-06-06
 Race 7: Happy Queensland Day QTIS Three-Years-Old Maiden
 Plate - 870m
 06 June 2026 - 8:16PM
 Track Rating: Good 4, Weather: Fine, Rail Position: +2m Entire Circuit



| Section | L870 | L600 | L400 | L200 | L0 |
|------------------------|----------------------|--------------------------|--------------------------|--------------------------|--------------------------|
| Section Times | 0:52.14 (0:06.53) | 0:45.61 [4] (0:10.90) | 0:34.71 [4] (0:11.14) | 0:23.57 [4] (0:11.60) | 0:11.97 [4] (0:11.97) |
| Average Speed [km/h] | 38.6 | 66.2 | 65.0 | 62.5 | 60.2 |
| Top Speed [km/h] | 59.0 | 67.7 | 67.9 | 63.5 | 61.9 |
| Avg. Dist. to Rail [m] | 4.6 | 3.3 | 1.6 | 3.2 | 0.4 |
| Avg. Stride Freq. [Hz] | 2.5 | 2.5 | 2.4 | 2.4 | 2.3 |
| Avg. Stride Length [m] | 5.7 | 7.0 | 8.0 | 7.3 | 7.3 |



[] Ranking at each section and finish
 -.-.- No data available at this section
 NA No data available

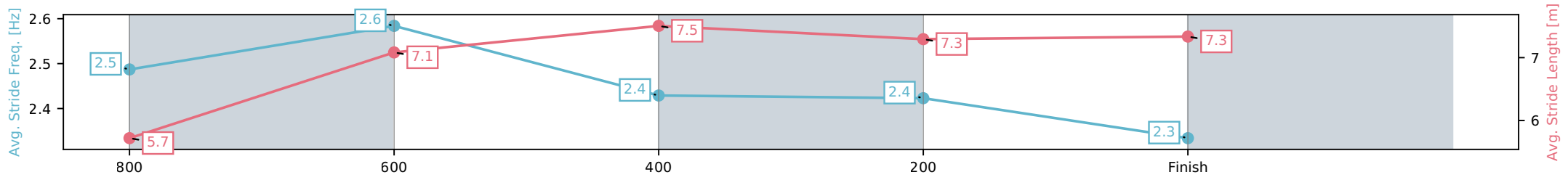
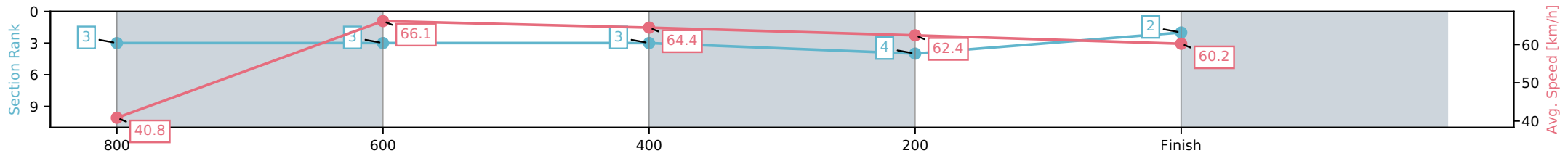
| | |
|--------------------------------|---------------------------|
| Horse/Jockey Name | Dragon Lilly/Damien Boche |
| Finish Rank | 3 |
| Fastest Section Time (Section) | 0:10.89 (800-600) |
| Top Speed [km/h] (Section) | 67.0 (800-600) |
| Race State | Finished |



Toowoomba QLD --Professional-2026-06-06
 Race 7: Happy Queensland Day QTIS Three-Years-Old Maiden
 Plate - 870m
 06 June 2026 - 8:16PM
 Track Rating: Good 4, Weather: Fine, Rail Position: +2m Entire Circuit



| Section | L870 | L600 | L400 | L200 | L0 |
|------------------------|----------------------|--------------------------|--------------------------|--------------------------|--------------------------|
| Section Times | 0:52.18 (0:06.45) | 0:45.73 [3] (0:10.89) | 0:34.84 [3] (0:11.22) | 0:23.63 [3] (0:11.63) | 0:12.00 [4] (0:12.00) |
| Average Speed [km/h] | 40.8 | 66.1 | 64.4 | 62.4 | 60.2 |
| Top Speed [km/h] | 60.4 | 67.0 | 66.1 | 63.5 | 61.9 |
| Avg. Dist. to Rail [m] | 1.5 | 1.8 | 1.1 | 2.2 | 2.4 |
| Avg. Stride Freq. [Hz] | 2.5 | 2.6 | 2.4 | 2.4 | 2.3 |
| Avg. Stride Length [m] | 5.7 | 7.1 | 7.5 | 7.3 | 7.3 |



[] Ranking at each section and finish
 -.-.- No data available at this section
 NA No data available

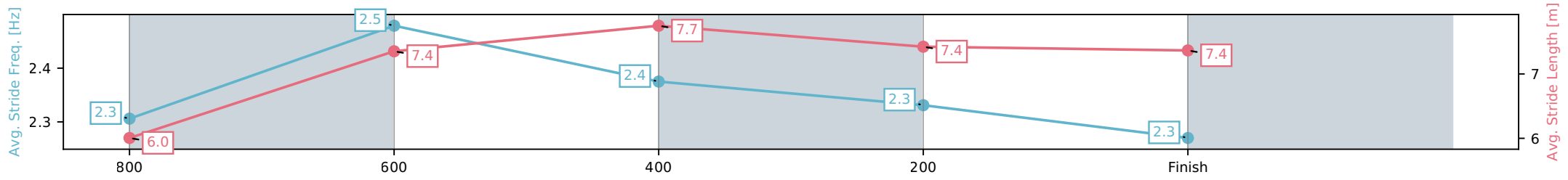
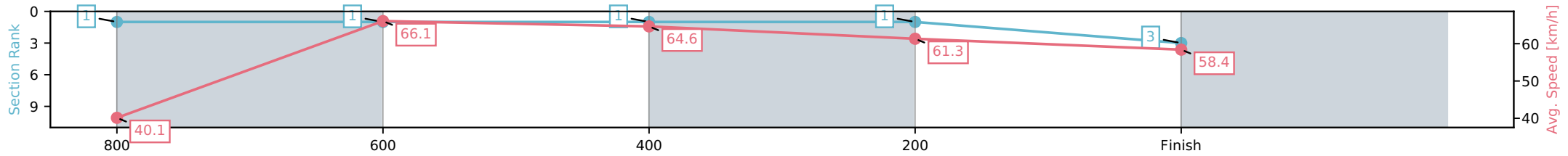
| | |
|--------------------------------|-------------------------------|
| Horse/Jockey Name | Sort Of In Love/Olivia Kendal |
| Finish Rank | 4 |
| Fastest Section Time (Section) | 0:10.89 (800-600) |
| Top Speed [km/h] (Section) | 67.6 (600-400) |
| Race State | Finished |



Toowoomba QLD --Professional-2026-06-06
 Race 7: Happy Queensland Day QTIS Three-Years-Old Maiden Plate - 870m
 06 June 2026 - 8:16PM
 Track Rating: Good 4, Weather: Fine, Rail Position: +2m Entire Circuit



| Section | L870 | L600 | L400 | L200 | L0 |
|------------------------|----------------------|--------------------------|--------------------------|--------------------------|--------------------------|
| Section Times | 0:52.50 (0:06.00) | 0:46.50 [1] (0:10.89) | 0:35.61 [1] (0:11.33) | 0:24.28 [1] (0:11.88) | 0:12.39 [1] (0:12.39) |
| Average Speed [km/h] | 40.1 | 66.1 | 64.6 | 61.3 | 58.4 |
| Top Speed [km/h] | 59.6 | 67.4 | 67.6 | 62.2 | 61.3 |
| Avg. Dist. to Rail [m] | 2.3 | 3.8 | 4.4 | 2.7 | 1.3 |
| Avg. Stride Freq. [Hz] | 2.3 | 2.5 | 2.4 | 2.3 | 2.3 |
| Avg. Stride Length [m] | 6.0 | 7.4 | 7.7 | 7.4 | 7.4 |



[] Ranking at each section and finish
 -:-:- No data available at this section
 NA No data available

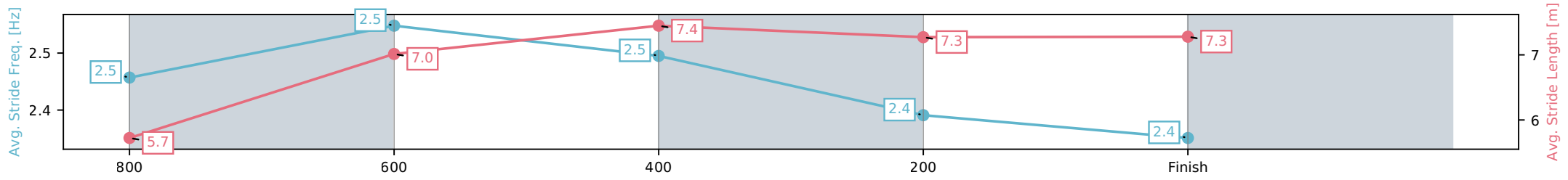
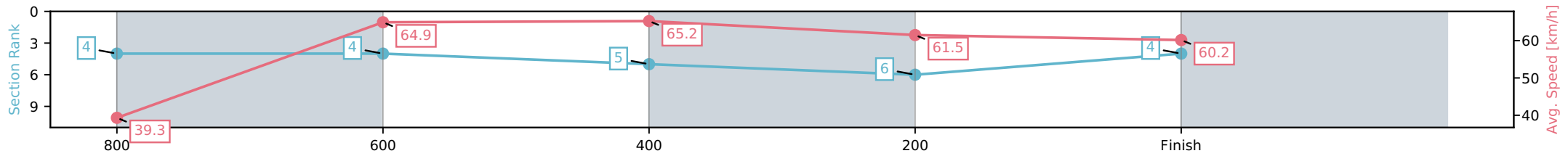
| | |
|--------------------------------|----------------------------|
| Horse/Jockey Name | Pippie Pomar/Chelsea Baker |
| Finish Rank | 5 |
| Fastest Section Time (Section) | 0:11.06 (600-400) |
| Top Speed [km/h] (Section) | 67.7 (800-600) |
| Race State | Finished |



Toowoomba QLD --Professional-2026-06-06
 Race 7: Happy Queensland Day QTIS Three-Years-Old Maiden Plate - 870m
 06 June 2026 - 8:16PM
 Track Rating: Good 4, Weather: Fine, Rail Position: +2m Entire Circuit



| Section | L870 | L600 | L400 | L200 | L0 |
|------------------------|----------------------|--------------------------|--------------------------|--------------------------|--------------------------|
| Section Times | 0:52.52 (0:06.61) | 0:45.91 [4] (0:11.07) | 0:34.84 [4] (0:11.06) | 0:23.79 [5] (0:11.78) | 0:12.00 [6] (0:12.00) |
| Average Speed [km/h] | 39.3 | 64.9 | 65.2 | 61.5 | 60.2 |
| Top Speed [km/h] | 59.0 | 67.7 | 67.1 | 62.5 | 61.7 |
| Avg. Dist. to Rail [m] | 3.1 | 1.3 | 0.4 | 2.1 | 3.3 |
| Avg. Stride Freq. [Hz] | 2.5 | 2.5 | 2.5 | 2.4 | 2.4 |
| Avg. Stride Length [m] | 5.7 | 7.0 | 7.4 | 7.3 | 7.3 |



[] Ranking at each section and finish
 -:-:- No data available at this section
 NA No data available

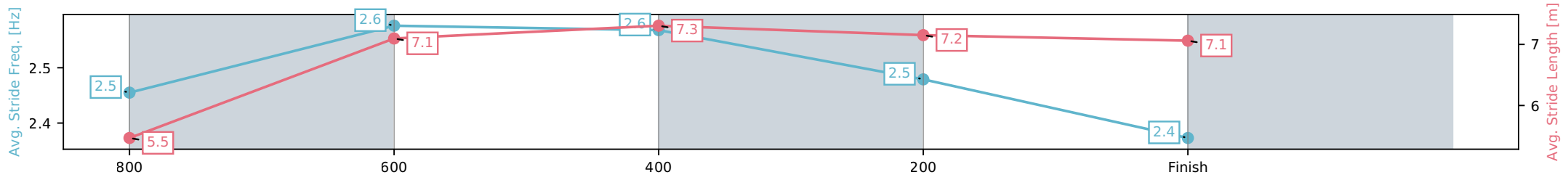
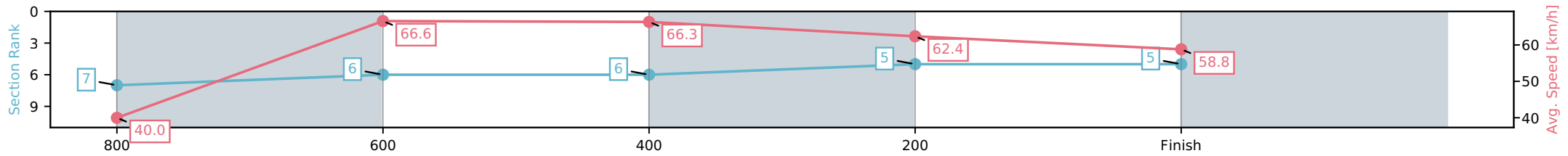
| | |
|--------------------------------|-------------------------------|
| Horse/Jockey Name | Trooper Sam/Hannah Richardson |
| Finish Rank | 6 |
| Fastest Section Time (Section) | 0:10.86 (600-400) |
| Top Speed [km/h] (Section) | 68.2 (800-600) |
| Race State | Finished |



Toowoomba QLD --Professional-2026-06-06
 Race 7: Happy Queensland Day QTIS Three-Years-Old Maiden Plate - 870m
 06 June 2026 - 8:16PM
 Track Rating: Good 4, Weather: Fine, Rail Position: +2m Entire Circuit



| Section | L870 | L600 | L400 | L200 | L0 |
|------------------------|----------------------|--------------------------|--------------------------|--------------------------|--------------------------|
| Section Times | 0:52.70 (0:07.03) | 0:45.67 [7] (0:10.89) | 0:34.78 [6] (0:10.86) | 0:23.92 [6] (0:11.63) | 0:12.30 [5] (0:12.30) |
| Average Speed [km/h] | 40.0 | 66.6 | 66.3 | 62.4 | 58.8 |
| Top Speed [km/h] | 59.5 | 68.2 | 68.2 | 64.0 | 60.9 |
| Avg. Dist. to Rail [m] | 5.9 | 2.5 | 0.6 | 2.3 | 2.5 |
| Avg. Stride Freq. [Hz] | 2.5 | 2.6 | 2.6 | 2.5 | 2.4 |
| Avg. Stride Length [m] | 5.5 | 7.1 | 7.3 | 7.2 | 7.1 |



[] Ranking at each section and finish
 -:-:- No data available at this section
 NA No data available

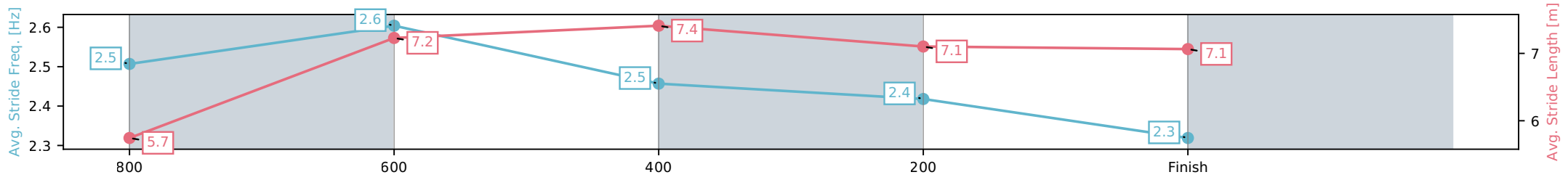
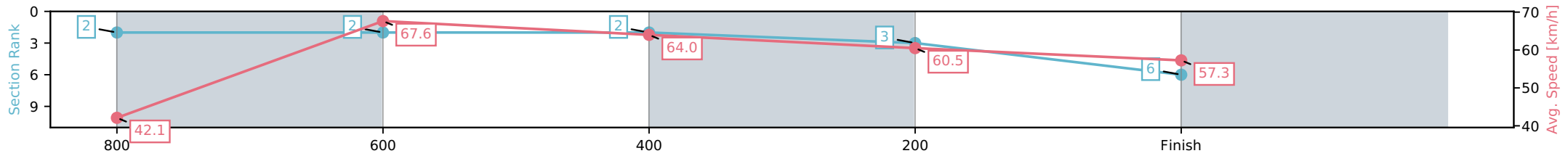
| | |
|--------------------------------|------------------------------|
| Horse/Jockey Name | Faraway Memo/Tiffani Brooker |
| Finish Rank | 7 |
| Fastest Section Time (Section) | 0:10.65 (800-600) |
| Top Speed [km/h] (Section) | 69.3 (800-600) |
| Race State | Finished |



Toowoomba QLD --Professional-2026-06-06
 Race 7: Happy Queensland Day QTIS Three-Years-Old Maiden Plate - 870m
 06 June 2026 - 8:16PM
 Track Rating: Good 4, Weather: Fine, Rail Position: +2m Entire Circuit



| Section | L870 | L600 | L400 | L200 | L0 |
|------------------------|----------------------|--------------------------|--------------------------|--------------------------|--------------------------|
| Section Times | 0:52.77 (0:06.45) | 0:46.32 [2] (0:10.65) | 0:35.67 [2] (0:11.22) | 0:24.45 [2] (0:11.83) | 0:12.62 [3] (0:12.62) |
| Average Speed [km/h] | 42.1 | 67.6 | 64.0 | 60.5 | 57.3 |
| Top Speed [km/h] | 62.7 | 69.3 | 66.8 | 62.0 | 61.5 |
| Avg. Dist. to Rail [m] | 1.1 | 0.5 | 0.8 | 1.3 | 2.0 |
| Avg. Stride Freq. [Hz] | 2.5 | 2.6 | 2.5 | 2.4 | 2.3 |
| Avg. Stride Length [m] | 5.7 | 7.2 | 7.4 | 7.1 | 7.1 |



[] Ranking at each section and finish
 -:-:- No data available at this section
 NA No data available

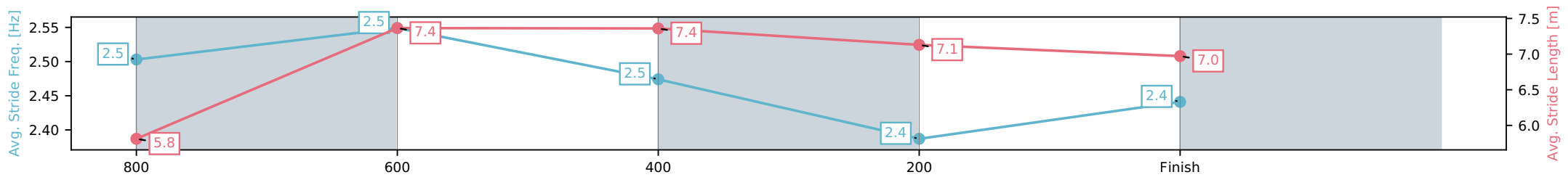
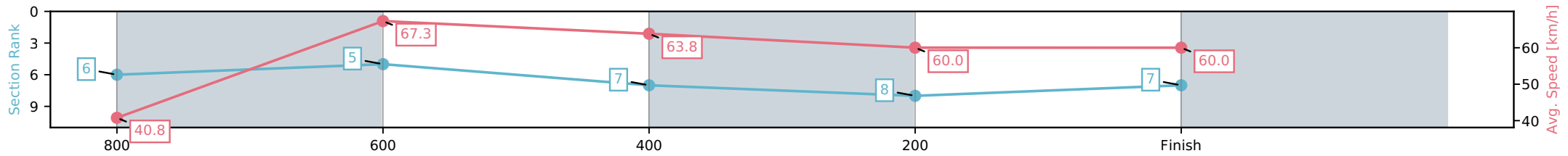
| | |
|--------------------------------|---------------------------|
| Horse/Jockey Name | Gypsy Joy/Skye Bogenhuber |
| Finish Rank | 8 |
| Fastest Section Time (Section) | 0:10.71 (800-600) |
| Top Speed [km/h] (Section) | 68.4 (800-600) |
| Race State | Finished |



Toowoomba QLD --Professional-2026-06-06
 Race 7: Happy Queensland Day QTIS Three-Years-Old Maiden
 Plate - 870m
 06 June 2026 - 8:16PM
 Track Rating: Good 4, Weather: Fine, Rail Position: +2m Entire Circuit



| Section | L870 | L600 | L400 | L200 | L0 |
|------------------------|----------------------|--------------------------|--------------------------|--------------------------|--------------------------|
| Section Times | 0:53.12 (0:07.00) | 0:46.12 [6] (0:10.71) | 0:35.41 [5] (0:11.33) | 0:24.08 [7] (0:12.04) | 0:12.04 [8] (0:12.04) |
| Average Speed [km/h] | 40.8 | 67.3 | 63.8 | 60.0 | 60.0 |
| Top Speed [km/h] | 64.0 | 68.4 | 65.6 | 60.7 | 61.9 |
| Avg. Dist. to Rail [m] | 4.0 | 1.9 | 1.2 | 1.9 | 4.1 |
| Avg. Stride Freq. [Hz] | 2.5 | 2.5 | 2.5 | 2.4 | 2.4 |
| Avg. Stride Length [m] | 5.8 | 7.4 | 7.4 | 7.1 | 7.0 |



[] Ranking at each section and finish
 -:-:- No data available at this section
 NA No data available

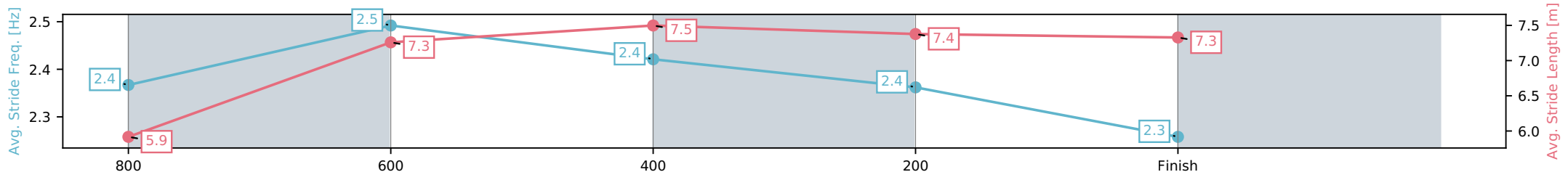
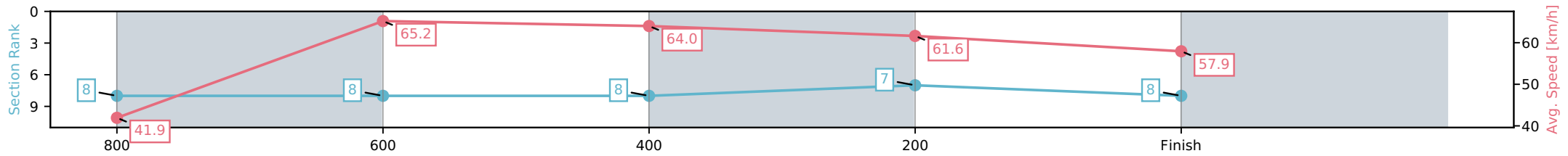
| | |
|--------------------------------|---------------------|
| Horse/Jockey Name | Aliza/Nozi Tomizawa |
| Finish Rank | 9 |
| Fastest Section Time (Section) | 0:11.00 (600-400) |
| Top Speed [km/h] (Section) | 66.1 (800-600) |
| Race State | Finished |



Toowoomba QLD --Professional-2026-06-06
 Race 7: Happy Queensland Day QTIS Three-Years-Old Maiden Plate - 870m
 06 June 2026 - 8:16PM
 Track Rating: Good 4, Weather: Fine, Rail Position: +2m Entire Circuit



| Section | L870 | L600 | L400 | L200 | L0 |
|------------------------|----------------------|--------------------------|--------------------------|--------------------------|--------------------------|
| Section Times | 0:53.33 (0:07.33) | 0:46.00 [8] (0:11.16) | 0:34.84 [8] (0:11.00) | 0:23.84 [8] (0:11.39) | 0:12.45 [7] (0:12.45) |
| Average Speed [km/h] | 41.9 | 65.2 | 64.0 | 61.6 | 57.9 |
| Top Speed [km/h] | 62.4 | 66.1 | 65.7 | 63.6 | 60.2 |
| Avg. Dist. to Rail [m] | 3.6 | 2.3 | 5.3 | 5.0 | 0.9 |
| Avg. Stride Freq. [Hz] | 2.4 | 2.5 | 2.4 | 2.4 | 2.3 |
| Avg. Stride Length [m] | 5.9 | 7.3 | 7.5 | 7.4 | 7.3 |



[] Ranking at each section and finish
 -.-.- No data available at this section
 NA No data available



Toowoomba QLD
 Race 8: Kennards Hire Maiden Plate - 1890m
 06 June 2026 - 8:48PM



Track Rating: Good 4, Weather: Fine, Rail Position: +2m Entire Circuit

Field Times (Race Tempo) 2:03.83 1:42.03 1:30.82 1:19.03 1:06.32 0:53.05 0:39.74 0:26.70
 (0:21.80) (0:11.21) (0:11.79) (0:12.71) (0:13.27) (0:13.31) (0:13.04) (0:13.27)

| Rank | TAB# | Horse | Overall Time | First 400m | Top Speed km/h (Section) | L1890 | L1600 | L1400 | L1200 | L1000 | L800 | L600 | L400 |
|------|--------|-------------------|---------------|------------|--------------------------|--------------|-------------|-------------|-------------|-------------|-------------|-------------|--------------|
| | (BAR#) | Jockey | Margin (DT-W) | Last 600m | Fastest Section (Time) | Start - 1600 | 1600 - 1400 | 1400 - 1200 | 1200 - 1000 | 1000 - 800 | 800 - 600 | 600 - 400 | 400 - 200 |
| 11 | 11 | Masi Kura | 2:08.73 | 0:28.17 | 65.8 (1600-1400) | 2:08.73 | 1:46.65 [2] | 1:35.57 [2] | 1:23.84 [2] | 1:11.22 [1] | 0:57.93 [2] | 0:44.16 [5] | 0:29.90 [10] |
| | (7) | Tiffani Brooker | 28.8L (+1) | 0:44.16 | 1600-1400 (0:11.09) | (0:22.08) | (0:11.09) | (0:11.73) | (0:12.62) | (0:13.29) | (0:13.77) | (0:14.26) | (0:14.45) |
| 12 | 12 | Astern Powers | 2:12.00 | 0:27.98 | 66.2 (1890 - 1600) | 2:12.00 | 1:50.20 [1] | 1:38.99 [1] | 1:27.20 [1] | 1:14.48 [2] | 1:01.22 [1] | 0:47.66 [4] | 0:33.49 [8] |
| | (11) | Hannah Richardson | 48.1L (-1) | 0:47.66 | 1600-1400 (0:11.20) | (0:21.80) | (0:11.20) | (0:11.79) | (0:12.72) | (0:13.26) | (0:13.56) | (0:14.17) | (0:15.38) |
| 13 | 8 | Duszio | 2:12.59 | 0:29.04 | 65.4 (1600-1400) | 2:12.59 | 1:49.86 [6] | 1:38.50 [8] | 1:26.81 [6] | 1:14.04 [6] | 1:01.00 [6] | 0:47.60 [9] | 0:33.73 [11] |
| | (3) | Damien Boche | 51.5L (-1) | 0:47.59 | 1600-1400 (0:11.37) | (0:22.73) | (0:11.37) | (0:11.69) | (0:12.77) | (0:13.04) | (0:13.40) | (0:13.86) | (0:15.36) |

Scratched: Ole Ali (#6)

Report Created: Sat 06 June 2026

(Note: Races are conducted over an approximate distance as close as possible to the advertised distance, and recorded data may vary accordingly. Official times refer to race times only and do not include handicap times.)

[] Position in running at each section and finish TAB# Saddle cloth number
 -:-:- No data available at this section BAR# Barrier/Gate Position
 NA No data available DNF Did not finish
 DNT Did not track DT-W Distance travelled compared to winner in metres

Fastest split
 Fastest section

data processed by TRIPLESDATA



Toowoomba QLD
 Race 8: Kennards Hire Maiden Plate - 1890m
 06 June 2026 - 8:48PM



Track Rating: Good 4, Weather: Fine, Rail Position: +2m Entire Circuit

Field Times 0:13.43
 (Race Tempo) (0:13.43)

| Rank | TAB# | Horse | Overall Time | First 400m | Top Speed km/h (Section) | L200 | | | | | | | | |
|------|--------|--------------------|---------------|------------|--------------------------|--------------|--|--|--|--|--|--|--|--|
| | (BAR#) | Jockey | Margin (DT-W) | Last 600m | Fastest Section (Time) | 200 - Finish | | | | | | | | |
| 1 | 10 | I'm So Elegant | 2:03.83 | 0:28.71 | 66.1 (1600-1400) | 0:13.43 [1] | | | | | | | | |
| | (6) | Nozi Tomizawa | | 0:39.62 | 1600-1400 (0:11.06) | (0:13.43) | | | | | | | | |
| 2 | 2 | Four Dozen Oysters | 2:04.30 | 0:30.32 | 64.7 (1600-1400) | 0:13.34 [5] | | | | | | | | |
| | (5) | Nathan Fazackerley | 2.8L (+3) | 0:39.14 | 1600-1400 (0:11.39) | (0:13.34) | | | | | | | | |
| 3 | 1 | Clench | 2:04.31 | 0:28.41 | 65.9 (1600-1400) | 0:13.53 [2] | | | | | | | | |
| | (2) | Ashley Butler | 2.9L (-1) | 0:40.22 | 1600-1400 (0:11.01) | (0:13.53) | | | | | | | | |
| 4 | 3 | I Drove All Night | 2:04.50 | 0:28.56 | 65.7 (1600-1400) | 0:13.60 [3] | | | | | | | | |
| | (4) | Aidan Keeley | 4.0L (-2) | 0:40.23 | 1600-1400 (0:11.12) | (0:13.60) | | | | | | | | |
| 5 | 14 | Strike Me Pink | 2:04.75 | 0:30.10 | 64.8 (1600-1400) | 0:13.62 [6] | | | | | | | | |
| | (9) | Kelsey Lenton | 5.4L (+5) | 0:39.79 | 1600-1400 (0:11.46) | (0:13.62) | | | | | | | | |
| 6 | 5 | Apollo Moon | 2:04.84 | 0:29.02 | 65.9 (1600-1400) | 0:13.93 [4] | | | | | | | | |
| | (13) | Micheal Hellyer | 6.0L (+4) | 0:40.19 | 1600-1400 (0:11.00) | (0:13.93) | | | | | | | | |
| 7 | 13 | Fabara | 2:06.08 | 0:28.83 | 67.1 (1600-1400) | 0:14.04 [7] | | | | | | | | |
| | (10) | Montanna Savva | 13.3L (+7) | 0:41.17 | 1600-1400 (0:11.17) | (0:14.04) | | | | | | | | |
| 8 | 9 | Elles My Name | 2:06.27 | 0:29.52 | 66.3 (1600-1400) | 0:13.94 [8] | | | | | | | | |
| | (8) | Chelsea Baker | 14.4L (+2) | 0:41.12 | 1600-1400 (0:11.03) | (0:13.94) | | | | | | | | |
| 9 | 4 | Waves Of Emocean | 2:06.43 | 0:30.23 | 64.9 (1600-1400) | 0:13.80 [9] | | | | | | | | |
| | (12) | Scott Sheargold | 15.3L (+7) | 0:40.99 | 1600-1400 (0:11.48) | (0:13.80) | | | | | | | | |
| 10 | 7 | Vega Sicilia | 2:06.60 | 0:29.47 | 65.0 (1600-1400) | 0:13.76 [10] | | | | | | | | |
| | (1) | Colleen Krahn | 16.3L (-3) | 0:41.43 | 1600-1400 (0:11.27) | (0:13.76) | | | | | | | | |

Scratched: Ole Ali (#6)

Report Created: Sat 06 June 2026

(Note: Races are conducted over an approximate distance as close as possible to the advertised distance, and recorded data may vary accordingly. Official times refer to race times only and do not include handicap times.)

- [] Position in running at each section and finish
- :-:-- No data available at this section
- NA No data available
- DNT Did not track
- TAB# Saddle cloth number
- BAR# Barrier/Gate Position
- DNF Did not finish
- DT-W Distance travelled compared to winner in metres
- Fastest split
- Fastest section



Toowoomba QLD
 Race 8: Kennards Hire Maiden Plate - 1890m
 06 June 2026 - 8:48PM



Track Rating: Good 4, Weather: Fine, Rail Position: +2m Entire Circuit

Field Times 0:13.43
 (Race Tempo) (0:13.43)

| Rank | TAB# | Horse | Overall Time | First 400m | Top Speed km/h (Section) | L200 | | | | | | | |
|------|--------|-------------------|---------------|------------|--------------------------|--------------|--|--|--|--|--|--|--|
| | (BAR#) | Jockey | Margin (DT-W) | Last 600m | Fastest Section (Time) | 200 - Finish | | | | | | | |
| 11 | 11 | Masi Kura | 2:08.73 | 0:28.17 | 65.8 (1600-1400) | 0:15.45 [11] | | | | | | | |
| | (7) | Tiffani Brooker | 28.8L (+1) | 0:44.16 | 1600-1400 (0:11.09) | (0:15.45) | | | | | | | |
| 12 | 12 | Astern Powers | 2:12.00 | 0:27.98 | 66.2 (1890 - 1600) | 0:18.11 [12] | | | | | | | |
| | (11) | Hannah Richardson | 48.1L (-1) | 0:47.66 | 1600-1400 (0:11.20) | (0:18.11) | | | | | | | |
| 13 | 8 | Duszio | 2:12.59 | 0:29.04 | 65.4 (1600-1400) | 0:18.37 [13] | | | | | | | |
| | (3) | Damien Boche | 51.5L (-1) | 0:47.59 | 1600-1400 (0:11.37) | (0:18.37) | | | | | | | |

Scratched: Ole Ali (#6)

Report Created: Sat 06 June 2026

(Note: Races are conducted over an approximate distance as close as possible to the advertised distance, and recorded data may vary accordingly. Official times refer to race times only and do not include handicap times.)

[] Position in running at each section and finish TAB# Saddle cloth number
 -:-:- No data available at this section BAR# Barrier/Gate Position
 NA No data available DNF Did not finish
 DNT Did not track DT-W Distance travelled compared to winner in metres

Fastest split
 Fastest section

| | |
|--------------------------------|------------------------------|
| Horse/Jockey Name | I'm So Elegant/Nozi Tomizawa |
| Finish Rank | 1 |
| Fastest Section Time (Section) | 0:11.06 (1600-1400) |
| Top Speed [km/h] (Section) | 66.1 (1600-1400) |
| Race State | Finished |



Toowoomba QLD --Professional-2026-06-06

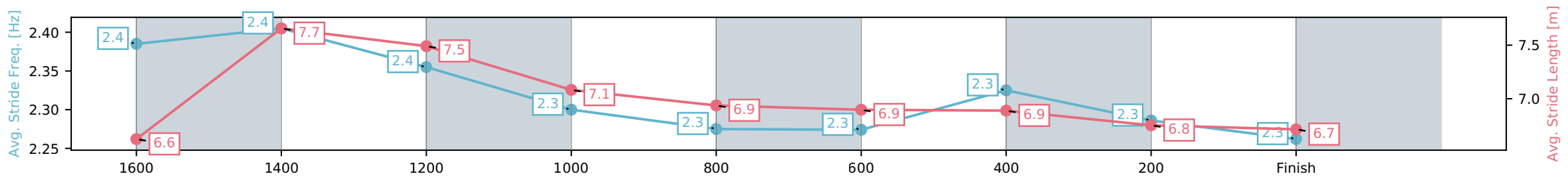
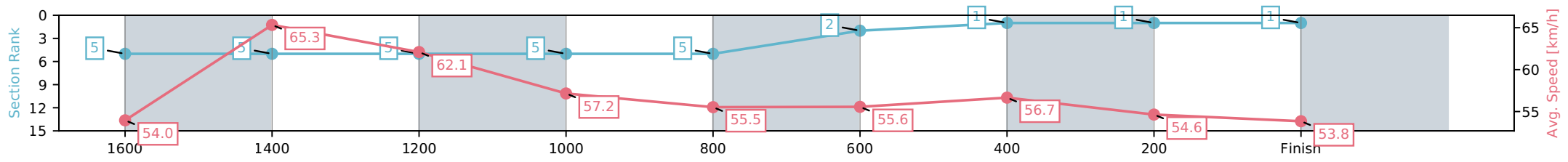
Race 8: Kennards Hire Maiden Plate - 1890m

06 June 2026 - 8:48PM

Track Rating: Good 4, Weather: Fine, Rail Position: +2m Entire Circuit



| Section | L1890 | L1600 | L1400 | L1200 | L1000 | L800 | L600 | L400 | L200 |
|------------------------|----------------------|--------------------------|--------------------------|--------------------------|--------------------------|--------------------------|--------------------------|--------------------------|--------------------------|
| Section Times | 2:03.83 (0:22.66) | 1:41.17 [5] (0:11.06) | 1:30.10 [5] (0:11.71) | 1:18.39 [5] (0:12.63) | 1:05.76 [5] (0:13.05) | 0:52.71 [5] (0:13.09) | 0:39.61 [2] (0:12.92) | 0:26.70 [1] (0:13.27) | 0:13.43 [1] (0:13.43) |
| Average Speed [km/h] | 54.0 | 65.3 | 62.1 | 57.2 | 55.5 | 55.6 | 56.7 | 54.6 | 53.8 |
| Top Speed [km/h] | 65.4 | 66.1 | 64.1 | 60.1 | 56.8 | 57.5 | 57.6 | 56.0 | 54.4 |
| Avg. Dist. to Rail [m] | 4.6 | 1.5 | 1.8 | 2.1 | 2.1 | 3.5 | 3.5 | 1.3 | 0.5 |
| Avg. Stride Freq. [Hz] | 2.4 | 2.4 | 2.4 | 2.3 | 2.3 | 2.3 | 2.3 | 2.3 | 2.3 |
| Avg. Stride Length [m] | 6.6 | 7.7 | 7.5 | 7.1 | 6.9 | 6.9 | 6.9 | 6.8 | 6.7 |



[] Ranking at each section and finish
 -:-:- No data available at this section
 NA No data available

| | |
|--------------------------------|---------------------------------------|
| Horse/Jockey Name | Four Dozen Oysters/Nathan Fazackerley |
| Finish Rank | 2 |
| Fastest Section Time (Section) | 0:11.39 (1600-1400) |
| Top Speed [km/h] (Section) | 64.7 (1600-1400) |
| Race State | Finished |



Toowoomba QLD --Professional-2026-06-06

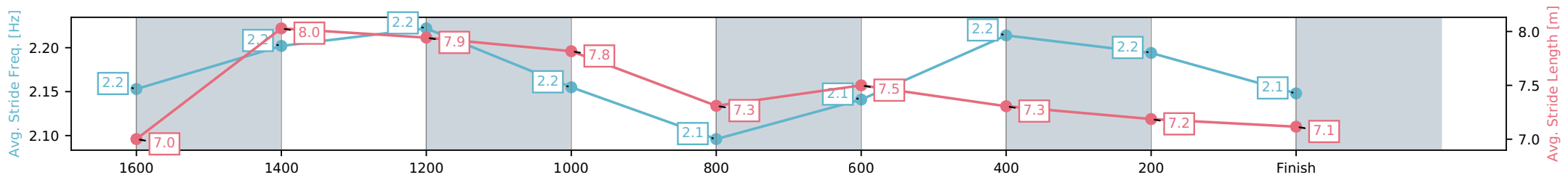
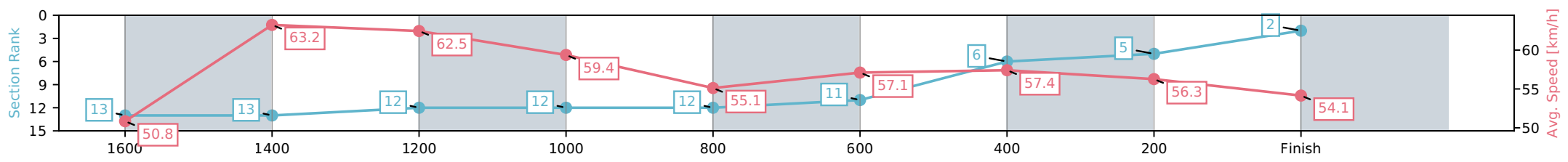
Race 8: Kennards Hire Maiden Plate - 1890m

06 June 2026 - 8:48PM



Track Rating: Good 4, Weather: Fine, Rail Position: +2m Entire Circuit

| Section | L1890 | L1600 | L1400 | L1200 | L1000 | L800 | L600 | L400 | L200 |
|------------------------|----------------------|---------------------------|---------------------------|---------------------------|---------------------------|---------------------------|---------------------------|--------------------------|--------------------------|
| Section Times | 2:04.30 (0:23.96) | 1:40.34 [13] (0:11.39) | 1:28.95 [13] (0:11.63) | 1:17.32 [12] (0:12.19) | 1:05.14 [12] (0:13.22) | 0:51.92 [12] (0:12.78) | 0:39.14 [11] (0:12.86) | 0:26.28 [6] (0:12.94) | 0:13.34 [5] (0:13.34) |
| Average Speed [km/h] | 50.8 | 63.2 | 62.5 | 59.4 | 55.1 | 57.1 | 57.4 | 56.3 | 54.1 |
| Top Speed [km/h] | 62.3 | 64.7 | 64.4 | 61.3 | 57.4 | 58.3 | 58.6 | 56.8 | 55.2 |
| Avg. Dist. to Rail [m] | 4.2 | 0.9 | 1.8 | 3.6 | 3.5 | 4.7 | 5.2 | 3.4 | 5.1 |
| Avg. Stride Freq. [Hz] | 2.2 | 2.2 | 2.2 | 2.2 | 2.1 | 2.1 | 2.2 | 2.2 | 2.1 |
| Avg. Stride Length [m] | 7.0 | 8.0 | 7.9 | 7.8 | 7.3 | 7.5 | 7.3 | 7.2 | 7.1 |



[] Ranking at each section and finish
 -:-:- No data available at this section
 NA No data available

| | |
|--------------------------------|----------------------|
| Horse/Jockey Name | Clench/Ashley Butler |
| Finish Rank | 3 |
| Fastest Section Time (Section) | 0:11.01 (1600-1400) |
| Top Speed [km/h] (Section) | 65.9 (1600-1400) |
| Race State | Finished |



Toowoomba QLD --Professional-2026-06-06

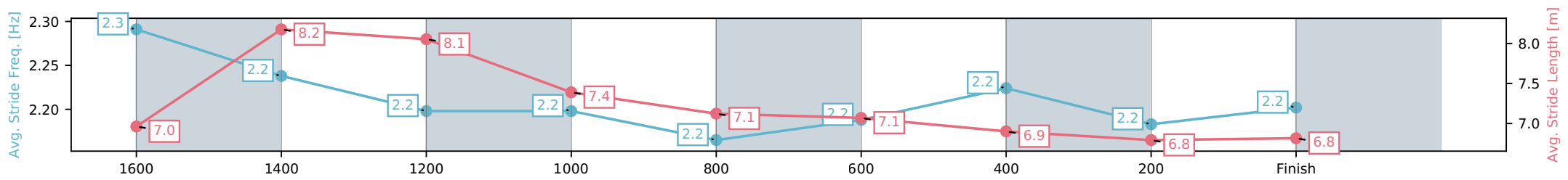
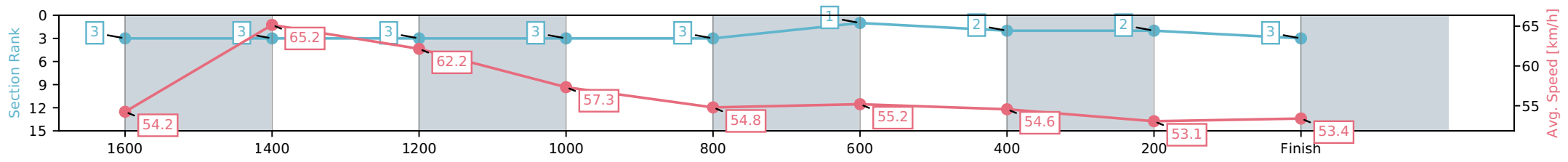
Race 8: Kennards Hire Maiden Plate - 1890m

06 June 2026 - 8:48PM



Track Rating: Good 4, Weather: Fine, Rail Position: +2m Entire Circuit

| Section | L1890 | L1600 | L1400 | L1200 | L1000 | L800 | L600 | L400 | L200 |
|------------------------|----------------------|--------------------------|--------------------------|--------------------------|--------------------------|--------------------------|--------------------------|--------------------------|--------------------------|
| Section Times | 2:04.31 (0:22.35) | 1:41.96 [3] (0:11.01) | 1:30.95 [3] (0:11.80) | 1:19.14 [3] (0:12.60) | 1:06.54 [3] (0:13.22) | 0:53.32 [3] (0:13.10) | 0:40.22 [1] (0:13.14) | 0:27.08 [2] (0:13.55) | 0:13.53 [2] (0:13.53) |
| Average Speed [km/h] | 54.2 | 65.2 | 62.2 | 57.3 | 54.8 | 55.2 | 54.6 | 53.1 | 53.4 |
| Top Speed [km/h] | 65.2 | 65.9 | 64.7 | 61.1 | 56.2 | 56.1 | 55.4 | 54.2 | 54.0 |
| Avg. Dist. to Rail [m] | 4.5 | 0.7 | 3.0 | 4.5 | 1.7 | 1.2 | 0.8 | 0.6 | 0.8 |
| Avg. Stride Freq. [Hz] | 2.3 | 2.2 | 2.2 | 2.2 | 2.2 | 2.2 | 2.2 | 2.2 | 2.2 |
| Avg. Stride Length [m] | 7.0 | 8.2 | 8.1 | 7.4 | 7.1 | 7.1 | 6.9 | 6.8 | 6.8 |



[] Ranking at each section and finish
 -:-:- No data available at this section
 NA No data available

| | |
|--------------------------------|--------------------------------|
| Horse/Jockey Name | I Drove All Night/Aidan Keeley |
| Finish Rank | 4 |
| Fastest Section Time (Section) | 0:11.12 (1600-1400) |
| Top Speed [km/h] (Section) | 65.7 (1600-1400) |
| Race State | Finished |



Toowoomba QLD --Professional-2026-06-06

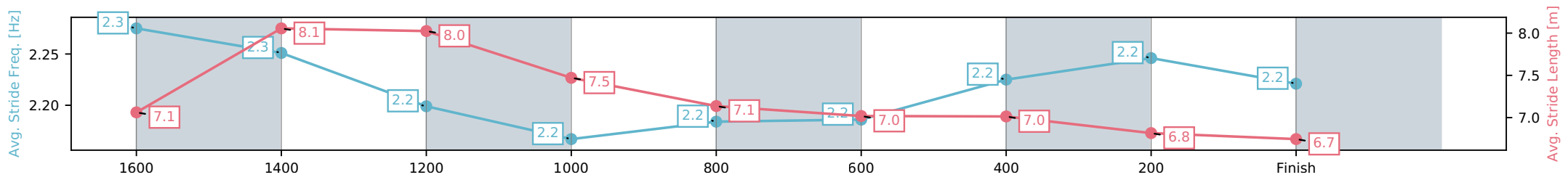
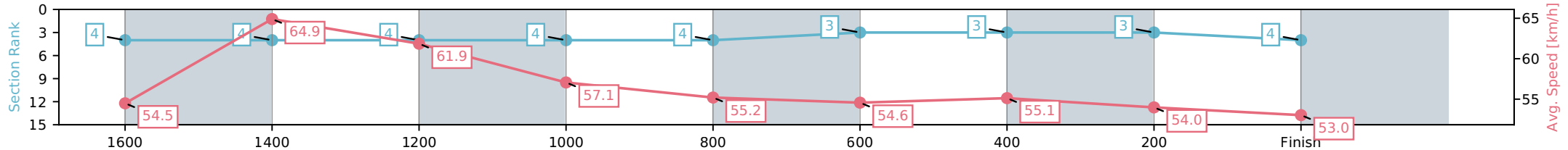
Race 8: Kennards Hire Maiden Plate - 1890m

06 June 2026 - 8:48PM

Track Rating: Good 4, Weather: Fine, Rail Position: +2m Entire Circuit



| Section | L1890 | L1600 | L1400 | L1200 | L1000 | L800 | L600 | L400 | L200 |
|------------------------|----------------------|--------------------------|--------------------------|--------------------------|--------------------------|--------------------------|--------------------------|--------------------------|--------------------------|
| Section Times | 2:04.50 (0:22.40) | 1:42.10 [4] (0:11.12) | 1:30.98 [4] (0:11.74) | 1:19.24 [4] (0:12.62) | 1:06.62 [4] (0:13.12) | 0:53.50 [4] (0:13.26) | 0:40.24 [3] (0:13.18) | 0:27.06 [3] (0:13.45) | 0:13.60 [3] (0:13.60) |
| Average Speed [km/h] | 54.5 | 64.9 | 61.9 | 57.1 | 55.2 | 54.6 | 55.1 | 54.0 | 53.0 |
| Top Speed [km/h] | 65.3 | 65.7 | 64.4 | 59.5 | 56.6 | 55.8 | 56.2 | 55.0 | 55.0 |
| Avg. Dist. to Rail [m] | 5.0 | 1.6 | 1.6 | 2.2 | 1.8 | 2.0 | 2.1 | 2.4 | 5.2 |
| Avg. Stride Freq. [Hz] | 2.3 | 2.3 | 2.2 | 2.2 | 2.2 | 2.2 | 2.2 | 2.2 | 2.2 |
| Avg. Stride Length [m] | 7.1 | 8.1 | 8.0 | 7.5 | 7.1 | 7.0 | 7.0 | 6.8 | 6.7 |



[] Ranking at each section and finish
 -:-:- No data available at this section
 NA No data available

| | |
|--------------------------------|------------------------------|
| Horse/Jockey Name | Strike Me Pink/Kelsey Lenton |
| Finish Rank | 5 |
| Fastest Section Time (Section) | 0:11.46 (1600-1400) |
| Top Speed [km/h] (Section) | 64.8 (1600-1400) |
| Race State | Finished |



Toowoomba QLD --Professional-2026-06-06

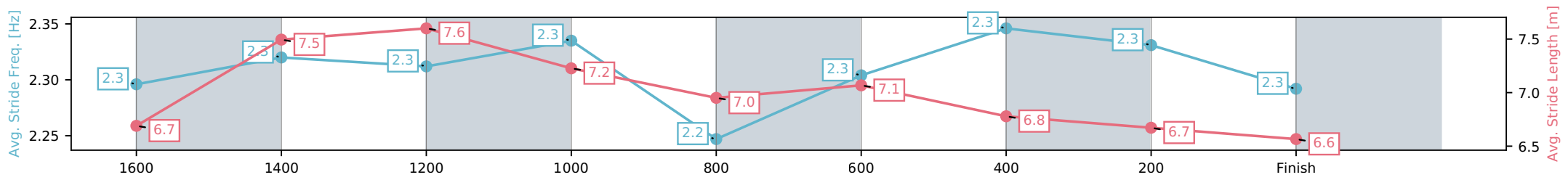
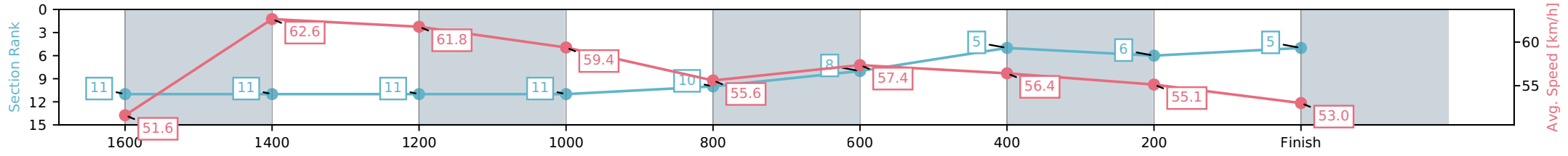
Race 8: Kennards Hire Maiden Plate - 1890m

06 June 2026 - 8:48PM

Track Rating: Good 4, Weather: Fine, Rail Position: +2m Entire Circuit



| Section | L1890 | L1600 | L1400 | L1200 | L1000 | L800 | L600 | L400 | L200 |
|------------------------|----------------------|---------------------------|---------------------------|---------------------------|---------------------------|---------------------------|--------------------------|--------------------------|--------------------------|
| Section Times | 2:04.75 (0:23.70) | 1:41.05 [11] (0:11.46) | 1:29.59 [11] (0:11.70) | 1:17.88 [11] (0:12.17) | 1:05.71 [11] (0:13.14) | 0:52.57 [10] (0:12.78) | 0:39.79 [8] (0:12.97) | 0:26.83 [5] (0:13.20) | 0:13.62 [6] (0:13.62) |
| Average Speed [km/h] | 51.6 | 62.6 | 61.8 | 59.4 | 55.6 | 57.4 | 56.4 | 55.1 | 53.0 |
| Top Speed [km/h] | 60.9 | 64.8 | 64.0 | 61.3 | 57.6 | 57.7 | 56.9 | 56.0 | 54.5 |
| Avg. Dist. to Rail [m] | 5.2 | 0.7 | 1.0 | 3.4 | 3.9 | 5.3 | 3.5 | 2.7 | 0.7 |
| Avg. Stride Freq. [Hz] | 2.3 | 2.3 | 2.3 | 2.3 | 2.2 | 2.3 | 2.3 | 2.3 | 2.3 |
| Avg. Stride Length [m] | 6.7 | 7.5 | 7.6 | 7.2 | 7.0 | 7.1 | 6.8 | 6.7 | 6.6 |



[] Ranking at each section and finish
 -:-:- No data available at this section
 NA No data available

| | |
|--------------------------------|-----------------------------|
| Horse/Jockey Name | Apollo Moon/Micheal Hellyer |
| Finish Rank | 6 |
| Fastest Section Time (Section) | 0:11.00 (1600-1400) |
| Top Speed [km/h] (Section) | 65.9 (1600-1400) |
| Race State | Finished |



Toowoomba QLD --Professional-2026-06-06

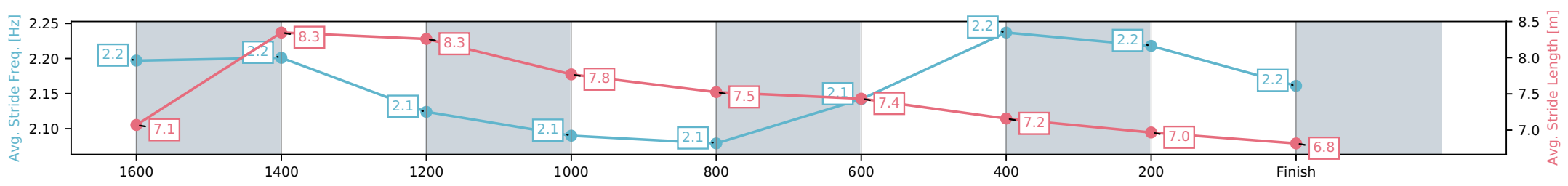
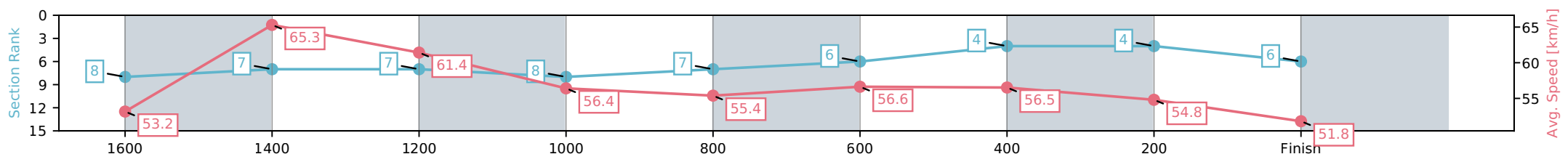
Race 8: Kennards Hire Maiden Plate - 1890m

06 June 2026 - 8:48PM

Track Rating: Good 4, Weather: Fine, Rail Position: +2m Entire Circuit



| Section | L1890 | L1600 | L1400 | L1200 | L1000 | L800 | L600 | L400 | L200 |
|------------------------|----------------------|--------------------------|--------------------------|--------------------------|--------------------------|--------------------------|--------------------------|--------------------------|--------------------------|
| Section Times | 2:04.84 (0:23.00) | 1:41.84 [8] (0:11.00) | 1:30.85 [7] (0:11.82) | 1:19.03 [7] (0:12.80) | 1:06.23 [8] (0:13.16) | 0:53.07 [7] (0:12.89) | 0:40.18 [6] (0:13.00) | 0:27.18 [4] (0:13.26) | 0:13.93 [4] (0:13.93) |
| Average Speed [km/h] | 53.2 | 65.3 | 61.4 | 56.4 | 55.4 | 56.6 | 56.5 | 54.8 | 51.8 |
| Top Speed [km/h] | 64.6 | 65.9 | 65.1 | 59.4 | 56.2 | 57.8 | 57.8 | 55.7 | 54.2 |
| Avg. Dist. to Rail [m] | 6.2 | 0.6 | 1.6 | 3.7 | 3.5 | 4.3 | 4.1 | 2.7 | 4.1 |
| Avg. Stride Freq. [Hz] | 2.2 | 2.2 | 2.1 | 2.1 | 2.1 | 2.1 | 2.2 | 2.2 | 2.2 |
| Avg. Stride Length [m] | 7.1 | 8.3 | 8.3 | 7.8 | 7.5 | 7.4 | 7.2 | 7.0 | 6.8 |



[] Ranking at each section and finish
 -:-:- No data available at this section
 NA No data available

| | |
|--------------------------------|-----------------------|
| Horse/Jockey Name | Fabara/Montanna Savva |
| Finish Rank | 7 |
| Fastest Section Time (Section) | 0:11.17 (1600-1400) |
| Top Speed [km/h] (Section) | 67.1 (1600-1400) |
| Race State | Finished |



Toowoomba QLD --Professional-2026-06-06

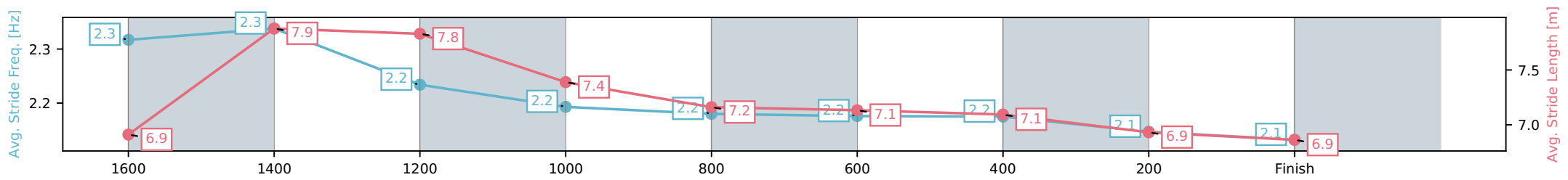
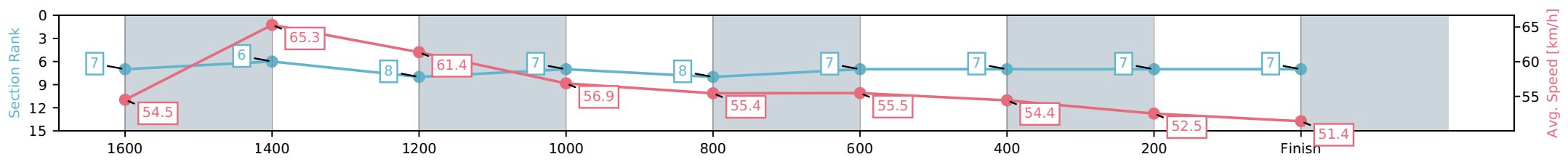
Race 8: Kennards Hire Maiden Plate - 1890m

06 June 2026 - 8:48PM

Track Rating: Good 4, Weather: Fine, Rail Position: +2m Entire Circuit



| Section | L1890 | L1600 | L1400 | L1200 | L1000 | L800 | L600 | L400 | L200 |
|------------------------|----------------------|--------------------------|--------------------------|--------------------------|--------------------------|--------------------------|--------------------------|--------------------------|--------------------------|
| Section Times | 2:06.08 (0:22.74) | 1:43.34 [7] (0:11.17) | 1:32.17 [6] (0:11.99) | 1:20.18 [8] (0:12.70) | 1:07.49 [7] (0:13.19) | 0:54.30 [8] (0:13.12) | 0:41.17 [7] (0:13.38) | 0:27.79 [7] (0:13.75) | 0:14.04 [7] (0:14.04) |
| Average Speed [km/h] | 54.5 | 65.3 | 61.4 | 56.9 | 55.4 | 55.5 | 54.4 | 52.5 | 51.4 |
| Top Speed [km/h] | 65.7 | 67.1 | 64.3 | 59.7 | 56.6 | 57.2 | 56.3 | 54.4 | 53.4 |
| Avg. Dist. to Rail [m] | 7.5 | 3.5 | 3.7 | 4.2 | 4.1 | 2.9 | 2.5 | 0.9 | 1.4 |
| Avg. Stride Freq. [Hz] | 2.3 | 2.3 | 2.2 | 2.2 | 2.2 | 2.2 | 2.2 | 2.1 | 2.1 |
| Avg. Stride Length [m] | 6.9 | 7.9 | 7.8 | 7.4 | 7.2 | 7.1 | 7.1 | 6.9 | 6.9 |



[] Ranking at each section and finish
 -:-:- No data available at this section
 NA No data available

| | |
|--------------------------------|-----------------------------|
| Horse/Jockey Name | Elles My Name/Chelsea Baker |
| Finish Rank | 8 |
| Fastest Section Time (Section) | 0:11.03 (1600-1400) |
| Top Speed [km/h] (Section) | 66.3 (1600-1400) |
| Race State | Finished |



Toowoomba QLD --Professional-2026-06-06

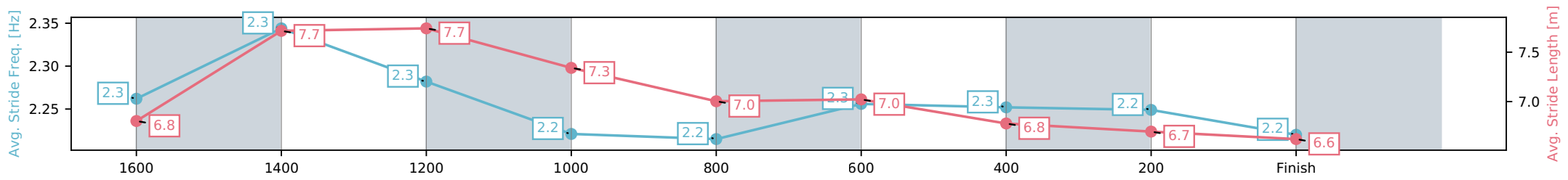
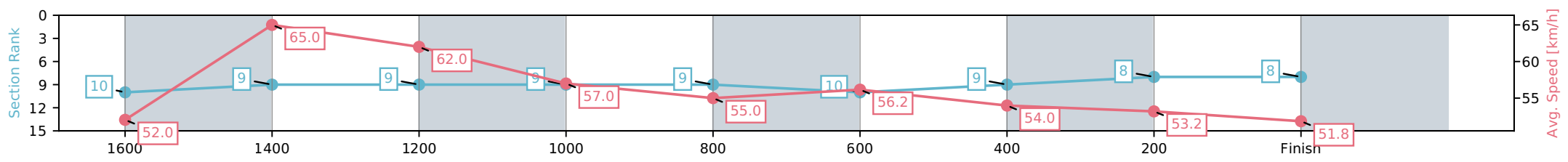
Race 8: Kennards Hire Maiden Plate - 1890m

06 June 2026 - 8:48PM



Track Rating: Good 4, Weather: Fine, Rail Position: +2m Entire Circuit

| Section | L1890 | L1600 | L1400 | L1200 | L1000 | L800 | L600 | L400 | L200 |
|------------------------|----------------------|---------------------------|--------------------------|--------------------------|--------------------------|--------------------------|---------------------------|--------------------------|--------------------------|
| Section Times | 2:06.27 (0:23.42) | 1:42.85 [10] (0:11.03) | 1:31.82 [9] (0:11.75) | 1:20.08 [9] (0:12.67) | 1:07.41 [9] (0:13.26) | 0:54.15 [9] (0:13.03) | 0:41.12 [10] (0:13.56) | 0:27.56 [9] (0:13.62) | 0:13.94 [8] (0:13.94) |
| Average Speed [km/h] | 52.0 | 65.0 | 62.0 | 57.0 | 55.0 | 56.2 | 54.0 | 53.2 | 51.8 |
| Top Speed [km/h] | 62.7 | 66.3 | 65.1 | 59.7 | 56.0 | 56.5 | 56.7 | 53.6 | 53.2 |
| Avg. Dist. to Rail [m] | 4.8 | 0.8 | 1.8 | 3.7 | 4.0 | 4.2 | 3.7 | 1.8 | 1.9 |
| Avg. Stride Freq. [Hz] | 2.3 | 2.3 | 2.3 | 2.2 | 2.2 | 2.3 | 2.3 | 2.2 | 2.2 |
| Avg. Stride Length [m] | 6.8 | 7.7 | 7.7 | 7.3 | 7.0 | 7.0 | 6.8 | 6.7 | 6.6 |



[] Ranking at each section and finish
 -:-:- No data available at this section
 NA No data available

| | |
|--------------------------------|----------------------------------|
| Horse/Jockey Name | Waves Of Emocean/Scott Sheargold |
| Finish Rank | 9 |
| Fastest Section Time (Section) | 0:11.48 (1600-1400) |
| Top Speed [km/h] (Section) | 64.9 (1600-1400) |
| Race State | Finished |



Toowoomba QLD --Professional-2026-06-06

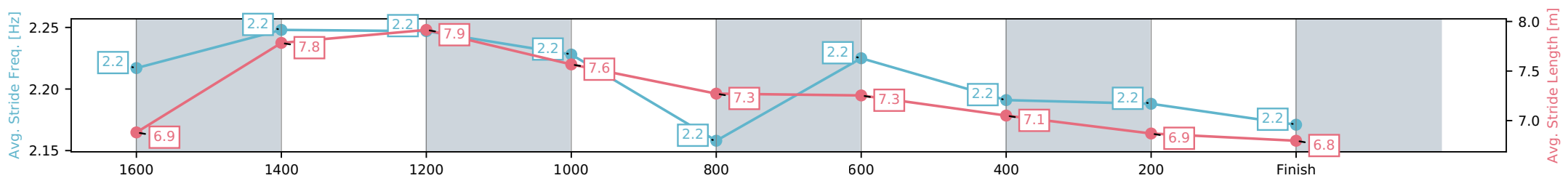
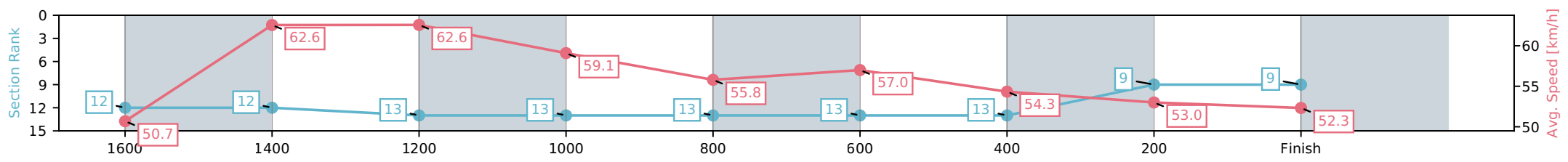
Race 8: Kennards Hire Maiden Plate - 1890m

06 June 2026 - 8:48PM



Track Rating: Good 4, Weather: Fine, Rail Position: +2m Entire Circuit

| Section | L1890 | L1600 | L1400 | L1200 | L1000 | L800 | L600 | L400 | L200 |
|------------------------|----------------------|---------------------------|---------------------------|---------------------------|---------------------------|---------------------------|---------------------------|---------------------------|--------------------------|
| Section Times | 2:06.43 (0:23.81) | 1:42.62 [12] (0:11.48) | 1:31.14 [12] (0:11.80) | 1:19.34 [13] (0:12.28) | 1:07.06 [13] (0:13.17) | 0:53.89 [13] (0:12.91) | 0:40.99 [13] (0:13.49) | 0:27.50 [13] (0:13.70) | 0:13.80 [9] (0:13.80) |
| Average Speed [km/h] | 50.7 | 62.6 | 62.6 | 59.1 | 55.8 | 57.0 | 54.3 | 53.0 | 52.3 |
| Top Speed [km/h] | 61.5 | 64.9 | 64.8 | 61.6 | 57.7 | 58.2 | 56.3 | 53.7 | 52.9 |
| Avg. Dist. to Rail [m] | 5.7 | 1.4 | 4.7 | 6.6 | 6.2 | 6.6 | 3.7 | 2.6 | 2.1 |
| Avg. Stride Freq. [Hz] | 2.2 | 2.2 | 2.2 | 2.2 | 2.2 | 2.2 | 2.2 | 2.2 | 2.2 |
| Avg. Stride Length [m] | 6.9 | 7.8 | 7.9 | 7.6 | 7.3 | 7.3 | 7.1 | 6.9 | 6.8 |



[] Ranking at each section and finish
 -:-:- No data available at this section
 NA No data available

| | |
|--------------------------------|-----------------------------|
| Horse/Jockey Name | Vega Sicilia/Colleen Krahen |
| Finish Rank | 10 |
| Fastest Section Time (Section) | 0:11.27 (1600-1400) |
| Top Speed [km/h] (Section) | 65.0 (1600-1400) |
| Race State | Finished |



Toowoomba QLD --Professional-2026-06-06

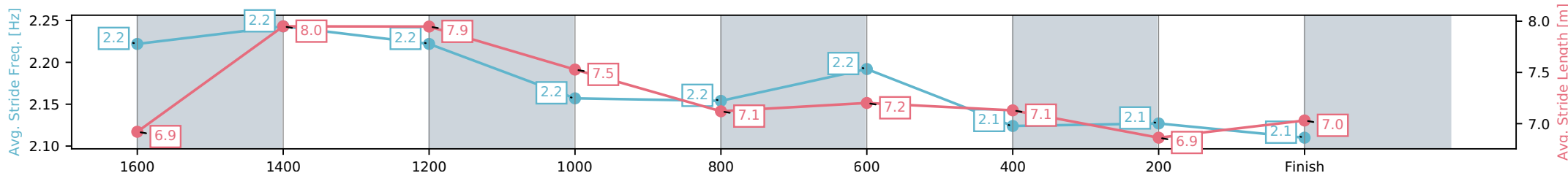
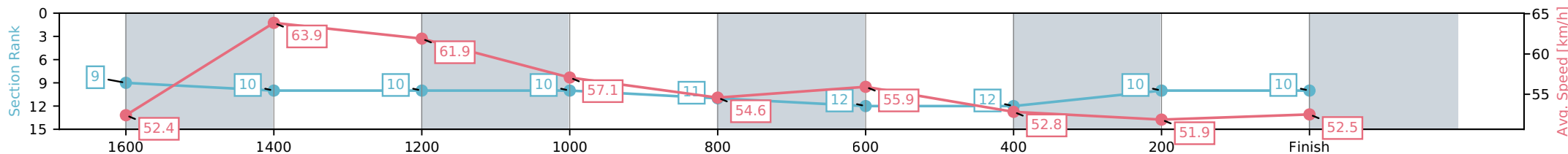
Race 8: Kennards Hire Maiden Plate - 1890m

06 June 2026 - 8:48PM



Track Rating: Good 4, Weather: Fine, Rail Position: +2m Entire Circuit

| Section | L1890 | L1600 | L1400 | L1200 | L1000 | L800 | L600 | L400 | L200 |
|------------------------|----------------------|--------------------------|---------------------------|---------------------------|---------------------------|---------------------------|---------------------------|---------------------------|---------------------------|
| Section Times | 2:06.60 (0:23.24) | 1:43.36 [9] (0:11.27) | 1:32.10 [10] (0:11.71) | 1:20.39 [10] (0:12.68) | 1:07.71 [10] (0:13.29) | 0:54.42 [11] (0:13.00) | 0:41.42 [12] (0:13.75) | 0:27.67 [12] (0:13.92) | 0:13.76 [10] (0:13.76) |
| Average Speed [km/h] | 52.4 | 63.9 | 61.9 | 57.1 | 54.6 | 55.9 | 52.8 | 51.9 | 52.5 |
| Top Speed [km/h] | 61.9 | 65.0 | 64.8 | 59.2 | 56.2 | 56.6 | 55.9 | 52.7 | 52.9 |
| Avg. Dist. to Rail [m] | 3.9 | 0.5 | 1.5 | 2.5 | 2.5 | 2.1 | 1.8 | 0.7 | 0.8 |
| Avg. Stride Freq. [Hz] | 2.2 | 2.2 | 2.2 | 2.2 | 2.2 | 2.2 | 2.1 | 2.1 | 2.1 |
| Avg. Stride Length [m] | 6.9 | 8.0 | 7.9 | 7.5 | 7.1 | 7.2 | 7.1 | 6.9 | 7.0 |



- [] Ranking at each section and finish
- :-:- No data available at this section
- NA No data available

| | |
|--------------------------------|---------------------------|
| Horse/Jockey Name | Masi Kura/Tiffani Brooker |
| Finish Rank | 11 |
| Fastest Section Time (Section) | 0:11.09 (1600-1400) |
| Top Speed [km/h] (Section) | 65.8 (1600-1400) |
| Race State | Finished |



Toowoomba QLD --Professional-2026-06-06

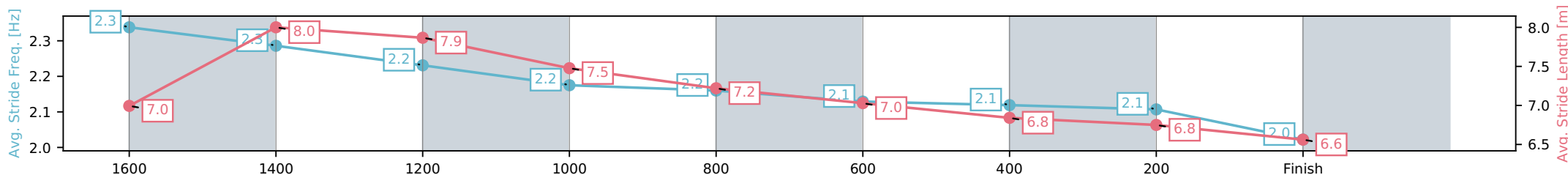
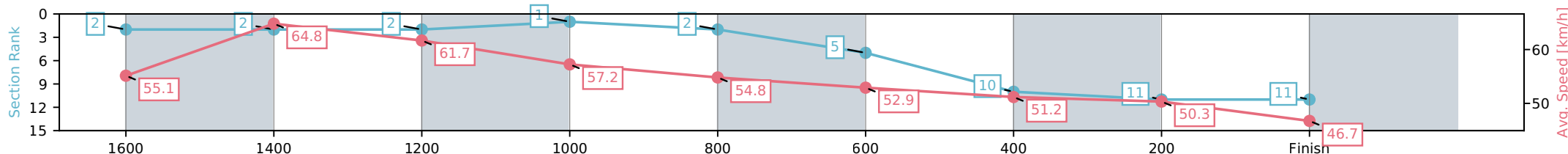
Race 8: Kennards Hire Maiden Plate - 1890m

06 June 2026 - 8:48PM



Track Rating: Good 4, Weather: Fine, Rail Position: +2m Entire Circuit

| Section | L1890 | L1600 | L1400 | L1200 | L1000 | L800 | L600 | L400 | L200 |
|------------------------|----------------------|--------------------------|--------------------------|--------------------------|--------------------------|--------------------------|--------------------------|---------------------------|---------------------------|
| Section Times | 2:08.73 (0:22.08) | 1:46.65 [2] (0:11.09) | 1:35.57 [2] (0:11.73) | 1:23.84 [2] (0:12.62) | 1:11.22 [1] (0:13.29) | 0:57.93 [2] (0:13.77) | 0:44.16 [5] (0:14.26) | 0:29.90 [10] (0:14.45) | 0:15.45 [11] (0:15.45) |
| Average Speed [km/h] | 55.1 | 64.8 | 61.7 | 57.2 | 54.8 | 52.9 | 51.2 | 50.3 | 46.7 |
| Top Speed [km/h] | 65.3 | 65.8 | 64.9 | 59.1 | 56.7 | 54.1 | 52.4 | 51.3 | 49.8 |
| Avg. Dist. to Rail [m] | 5.3 | 0.7 | 1.0 | 3.2 | 3.0 | 3.9 | 2.7 | 2.4 | 1.1 |
| Avg. Stride Freq. [Hz] | 2.3 | 2.3 | 2.2 | 2.2 | 2.2 | 2.1 | 2.1 | 2.1 | 2.0 |
| Avg. Stride Length [m] | 7.0 | 8.0 | 7.9 | 7.5 | 7.2 | 7.0 | 6.8 | 6.8 | 6.6 |



- [] Ranking at each section and finish
- :-:- No data available at this section
- NA No data available

| | |
|--------------------------------|---------------------------------|
| Horse/Jockey Name | Astern Powers/Hannah Richardson |
| Finish Rank | 12 |
| Fastest Section Time (Section) | 0:11.20 (1600-1400) |
| Top Speed [km/h] (Section) | 66.2 (1890 - 1600) |
| Race State | Finished |



Toowoomba QLD --Professional-2026-06-06

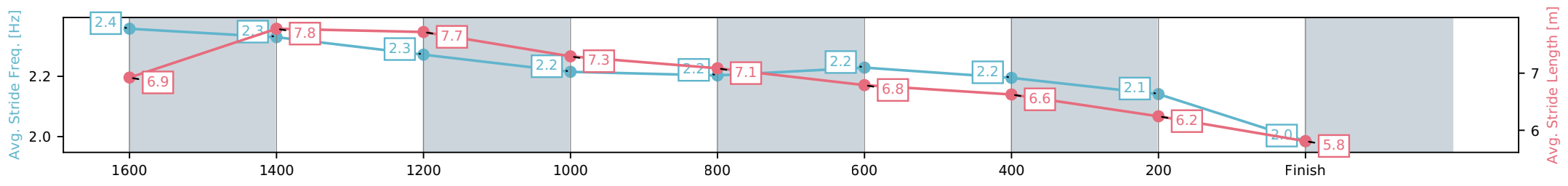
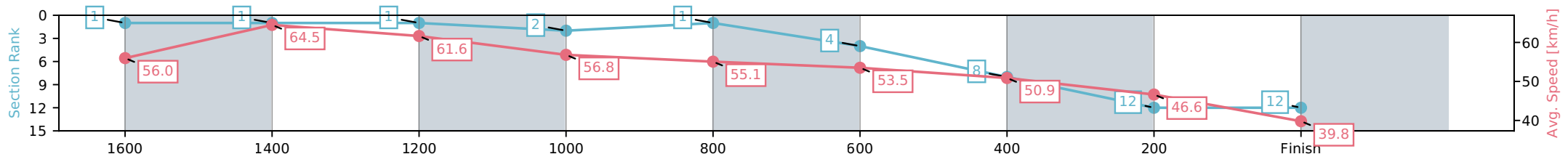
Race 8: Kennards Hire Maiden Plate - 1890m

06 June 2026 - 8:48PM



Track Rating: Good 4, Weather: Fine, Rail Position: +2m Entire Circuit

| Section | L1890 | L1600 | L1400 | L1200 | L1000 | L800 | L600 | L400 | L200 |
|------------------------|----------------------|--------------------------|--------------------------|--------------------------|--------------------------|--------------------------|--------------------------|--------------------------|---------------------------|
| Section Times | 2:12.00 (0:21.80) | 1:50.20 [1] (0:11.20) | 1:38.99 [1] (0:11.79) | 1:27.20 [1] (0:12.72) | 1:14.48 [2] (0:13.26) | 1:01.22 [1] (0:13.56) | 0:47.66 [4] (0:14.17) | 0:33.49 [8] (0:15.38) | 0:18.11 [12] (0:18.11) |
| Average Speed [km/h] | 56.0 | 64.5 | 61.6 | 56.8 | 55.1 | 53.5 | 50.9 | 46.6 | 39.8 |
| Top Speed [km/h] | 66.2 | 65.7 | 65.2 | 58.9 | 56.3 | 54.5 | 53.2 | 48.4 | 43.2 |
| Avg. Dist. to Rail [m] | 5.2 | 1.3 | 1.7 | 3.2 | 3.6 | 2.2 | 0.7 | 0.8 | 0.2 |
| Avg. Stride Freq. [Hz] | 2.4 | 2.3 | 2.3 | 2.2 | 2.2 | 2.2 | 2.2 | 2.1 | 2.0 |
| Avg. Stride Length [m] | 6.9 | 7.8 | 7.7 | 7.3 | 7.1 | 6.8 | 6.6 | 6.2 | 5.8 |



[] Ranking at each section and finish
 -:-:- No data available at this section
 NA No data available

| | |
|--------------------------------|---------------------|
| Horse/Jockey Name | Duszio/Damien Boche |
| Finish Rank | 13 |
| Fastest Section Time (Section) | 0:11.37 (1600-1400) |
| Top Speed [km/h] (Section) | 65.4 (1600-1400) |
| Race State | Finished |



Toowoomba QLD --Professional-2026-06-06

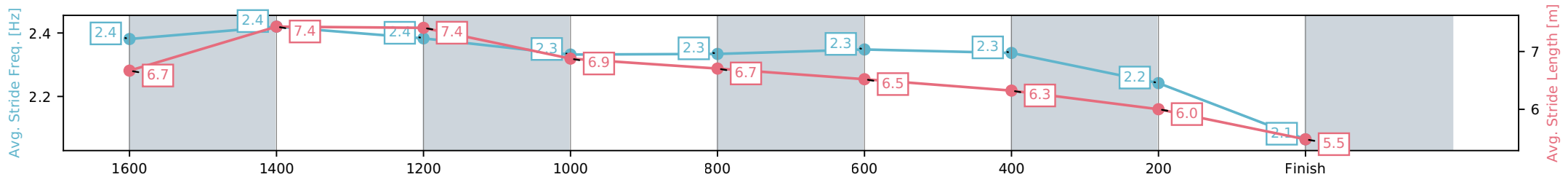
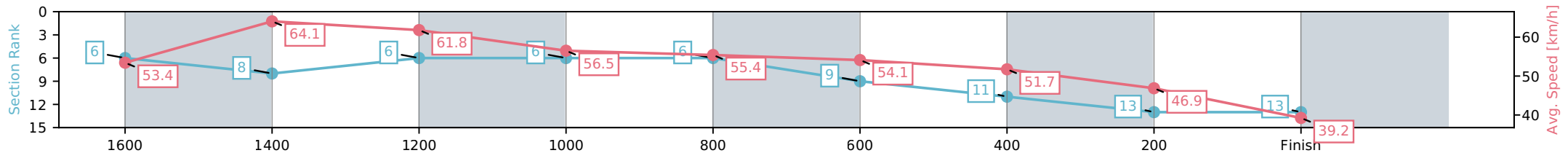
Race 8: Kennards Hire Maiden Plate - 1890m

06 June 2026 - 8:48PM



Track Rating: Good 4, Weather: Fine, Rail Position: +2m Entire Circuit

| Section | L1890 | L1600 | L1400 | L1200 | L1000 | L800 | L600 | L400 | L200 |
|------------------------|----------------------|--------------------------|--------------------------|--------------------------|--------------------------|--------------------------|--------------------------|---------------------------|---------------------------|
| Section Times | 2:12.59 (0:22.73) | 1:49.86 [6] (0:11.37) | 1:38.50 [8] (0:11.69) | 1:26.81 [6] (0:12.77) | 1:14.04 [6] (0:13.04) | 1:01.00 [6] (0:13.40) | 0:47.60 [9] (0:13.86) | 0:33.73 [11] (0:15.36) | 0:18.37 [13] (0:18.37) |
| Average Speed [km/h] | 53.4 | 64.1 | 61.8 | 56.5 | 55.4 | 54.1 | 51.7 | 46.9 | 39.2 |
| Top Speed [km/h] | 63.6 | 65.4 | 64.7 | 58.3 | 56.3 | 55.2 | 54.2 | 49.3 | 43.3 |
| Avg. Dist. to Rail [m] | 5.8 | 2.0 | 0.4 | 0.6 | 0.7 | 1.3 | 1.0 | 1.5 | 2.7 |
| Avg. Stride Freq. [Hz] | 2.4 | 2.4 | 2.4 | 2.3 | 2.3 | 2.3 | 2.3 | 2.2 | 2.1 |
| Avg. Stride Length [m] | 6.7 | 7.4 | 7.4 | 6.9 | 6.7 | 6.5 | 6.3 | 6.0 | 5.5 |



- [] Ranking at each section and finish
- :-:- No data available at this section
- NA No data available