



Townsville QLD

Race 1: Ladbrokes Same Race Multi QTIS 3YO and 4YO Maiden Handicap - 1400m

06 June 2026 - 1:22PM

Track Rating: Good 4, Weather: Fine, Rail Position: True Entire Circuit



Field Times (Race Tempo) 1:22.70 1:09.30 0:58.19 0:46.62 0:35.30 0:24.09 0:12.36
 (0:13.40) (0:11.11) (0:11.56) (0:11.32) (0:11.20) (0:11.73) (0:12.36)

Rank	TAB#	Horse	Overall Time	First 400m	Top Speed km/h (Section)	L1400	L1200	L1000	L800	L600	L400	L200	
	(BAR#)	Jockey	Margin (DT-W)	Last 600m	Fastest Section (Time)	Start - 1200	1200 - 1000	1000 - 800	800 - 600	600 - 400	400 - 200	200 - Finish	
1	4	Kajetan	1:22.70	0:25.48	65.9 (600-400)	1:22.70	1:08.55 [7]	0:57.22 [7]	0:45.60 [7]	0:34.36 [7]	0:23.23 [5]	0:12.03 [4]	
	(5)	Adam Sewell		0:34.37	600-400 (0:11.14)	(0:14.15)	(0:11.33)	(0:11.62)	(0:11.24)	(0:11.14)	(0:11.20)	(0:12.03)	
2	1	Prince Pier	1:22.74	0:24.80	65.0 (600-400)	1:22.74	1:09.24 [3]	0:57.94 [2]	0:46.37 [2]	0:35.06 [3]	0:23.85 [3]	0:12.35 [2]	
	(3)	Aidan Holt	0.2L (+0)	0:35.06	600-400 (0:11.21)	(0:13.50)	(0:11.30)	(0:11.57)	(0:11.31)	(0:11.21)	(0:11.50)	(0:12.35)	
3	9	Trusting Star	1:22.87	0:25.09	65.0 (600-400)	1:22.87	1:09.10 [4]	0:57.77 [4]	0:46.14 [5]	0:34.80 [5]	0:23.55 [4]	0:12.12 [5]	
	(2)	Isabella Teh	1.0L (-1)	0:34.80	600-400 (0:11.25)	(0:13.76)	(0:11.33)	(0:11.64)	(0:11.34)	(0:11.25)	(0:11.43)	(0:12.12)	
4	6	Okay Zoomer	1:23.02	0:25.40	65.9 (800-600)	1:23.02	1:09.00 [6]	0:57.62 [6]	0:46.02 [6]	0:34.82 [6]	0:23.44 [8]	0:12.03 [7]	
	(1)	Ivo Fry	1.9L (+4)	0:34.83	800-600 (0:11.19)	(0:14.02)	(0:11.38)	(0:11.60)	(0:11.19)	(0:11.38)	(0:11.42)	(0:12.03)	
5	2	Small Town Hussler	1:23.11	0:25.17	65.1 (600-400)	1:23.11	1:09.26 [5]	0:57.94 [5]	0:46.44 [4]	0:35.12 [4]	0:23.62 [6]	0:12.15 [6]	
	(4)	Chris Whiteley	2.4L (-1)	0:35.12	1200-1000 (0:11.31)	(0:13.86)	(0:11.31)	(0:11.51)	(0:11.32)	(0:11.50)	(0:11.47)	(0:12.15)	
6	3	Say It Loud	1:23.32	0:24.51	66.9 (1400 - 1200)	1:23.32	1:09.92 [1]	0:58.81 [1]	0:47.24 [1]	0:35.92 [1]	0:24.72 [1]	0:12.98 [1]	
	(7)	Ryan Wiggins	3.7L (-1)	0:35.91	1200-1000 (0:11.11)	(0:13.40)	(0:11.11)	(0:11.56)	(0:11.32)	(0:11.20)	(0:11.73)	(0:12.98)	
7	8	Whiskey Glasses	1:23.64	0:24.84	65.4 (800-600)	1:23.64	1:10.14 [2]	0:58.80 [3]	0:47.23 [3]	0:36.03 [2]	0:24.82 [2]	0:12.99 [3]	
	(6)	Tasha Chambers	5.5L (-2)	0:36.03	800-600 (0:11.20)	(0:13.50)	(0:11.34)	(0:11.57)	(0:11.20)	(0:11.21)	(0:11.83)	(0:12.99)	
8	7	Onoma	1:23.69	0:25.80	66.7 (600-400)	1:23.69	1:09.53 [8]	0:57.89 [8]	0:46.38 [8]	0:35.25 [8]	0:24.20 [6]	0:12.62 [8]	
	(8)	Chelsea Jokic	5.8L (+3)	0:35.24	600-400 (0:11.04)	(0:14.16)	(0:11.64)	(0:11.51)	(0:11.13)	(0:11.04)	(0:11.58)	(0:12.62)	

Scratched: Amber Affair (#5), Van Der Woodsen (#10)

Report Created: Sat 06 June 2026

(Note: Races are conducted over an approximate distance as close as possible to the advertised distance, and recorded data may vary accordingly. Official times refer to race times only and do not include handicap times.)

[] Position in running at each section and finish TAB# Saddle cloth number

Fastest split

-:-:- No data available at this section

BAR# Barrier/Gate Position

Fastest section

NA No data available

DNF Did not finish

DNT Did not track

DT-W Distance travelled compared to winner in metres

Horse/Jockey Name	Kajetan/Adam Sewell
Finish Rank	1
Fastest Section Time (Section)	0:11.14 (600-400)
Top Speed [km/h] (Section)	65.9 (600-400)
Race State	Finished



Townsville QLD --Professional-2026-06-06

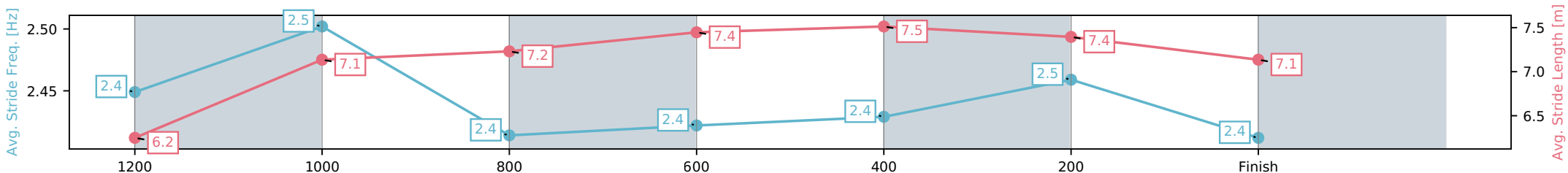
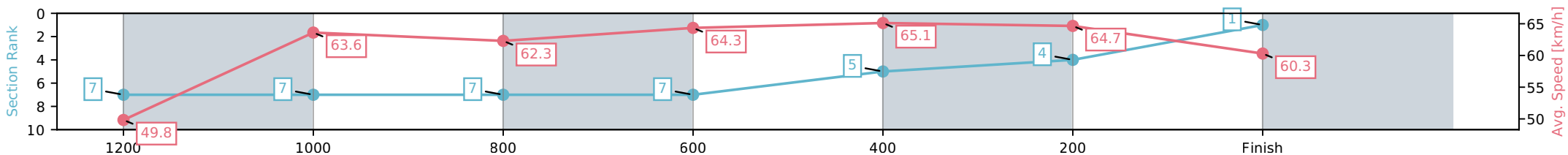
Race 1: Ladbrokes Same Race Multi QTIS 3YO and 4YO
Maiden Handicap - 1400m

06 June 2026 - 1:22PM

Track Rating: Good 4, Weather: Fine, Rail Position: True Entire Circuit



Section	L1400	L1200	L1000	L800	L600	L400	L200
Section Times	1:22.70 (0:14.15)	1:08.55 [7] (0:11.33)	0:57.22 [7] (0:11.62)	0:45.60 [7] (0:11.24)	0:34.36 [7] (0:11.14)	0:23.23 [5] (0:11.20)	0:12.03 [4] (0:12.03)
Average Speed [km/h]	49.8	63.6	62.3	64.3	65.1	64.7	60.3
Top Speed [km/h]	62.6	64.4	63.8	64.8	65.9	65.6	63.7
Avg. Dist. to Rail [m]	4.9	0.9	1.2	1.0	1.5	3.6	4.8
Avg. Stride Freq. [Hz]	2.4	2.5	2.4	2.4	2.4	2.5	2.4
Avg. Stride Length [m]	6.2	7.1	7.2	7.4	7.5	7.4	7.1



- [] Ranking at each section and finish
- :-:- No data available at this section
- NA No data available

Horse/Jockey Name	Prince Pier/Aidan Holt
Finish Rank	2
Fastest Section Time (Section)	0:11.21 (600-400)
Top Speed [km/h] (Section)	65.0 (600-400)
Race State	Finished



Townsville QLD --Professional-2026-06-06

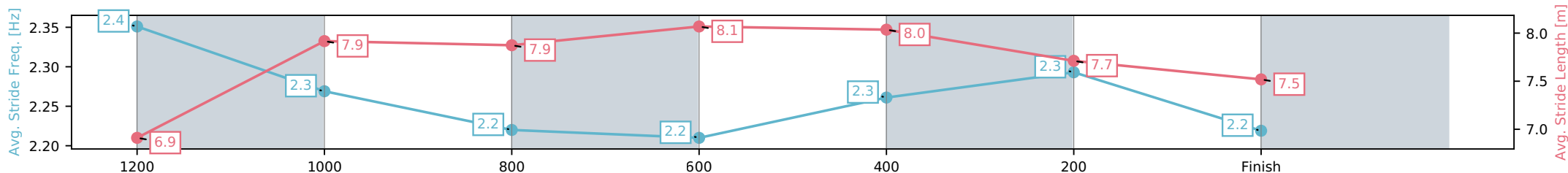
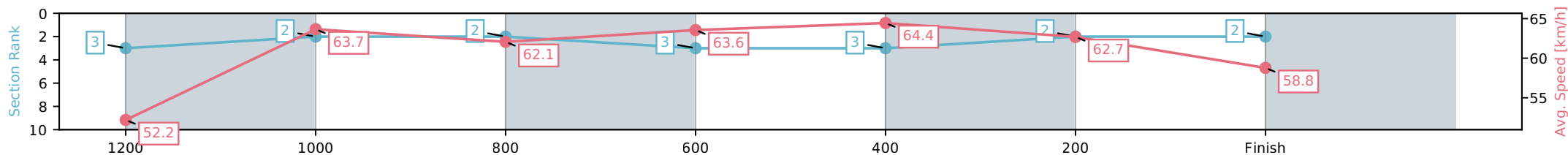
Race 1: Ladbrokes Same Race Multi QTIS 3YO and 4YO
Maiden Handicap - 1400m

06 June 2026 - 1:22PM

Track Rating: Good 4, Weather: Fine, Rail Position: True Entire Circuit



Section	L1400	L1200	L1000	L800	L600	L400	L200
Section Times	1:22.74 (0:13.50)	1:09.24 [3] (0:11.30)	0:57.94 [2] (0:11.57)	0:46.37 [2] (0:11.31)	0:35.06 [3] (0:11.21)	0:23.85 [3] (0:11.50)	0:12.35 [2] (0:12.35)
Average Speed [km/h]	52.2	63.7	62.1	63.6	64.4	62.7	58.8
Top Speed [km/h]	64.5	64.4	63.2	64.7	65.0	63.4	61.5
Avg. Dist. to Rail [m]	4.2	0.2	0.7	0.3	0.6	2.0	3.1
Avg. Stride Freq. [Hz]	2.4	2.3	2.2	2.2	2.3	2.3	2.2
Avg. Stride Length [m]	6.9	7.9	7.9	8.1	8.0	7.7	7.5



- [] Ranking at each section and finish
- :-:- No data available at this section
- NA No data available

Horse/Jockey Name	Trusting Star/Isabella Teh
Finish Rank	3
Fastest Section Time (Section)	0:11.25 (600-400)
Top Speed [km/h] (Section)	65.0 (600-400)
Race State	Finished



Townsville QLD --Professional-2026-06-06

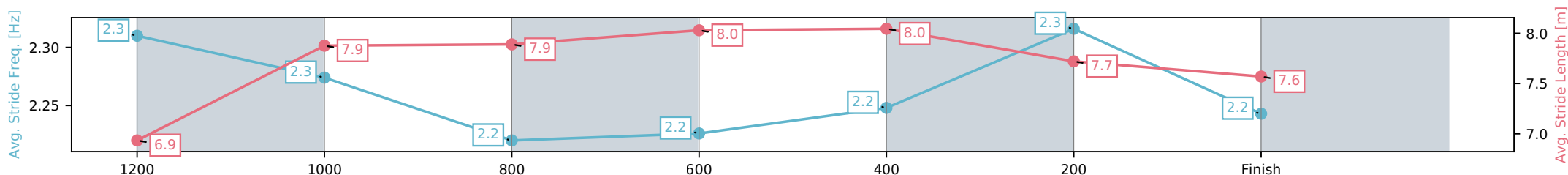
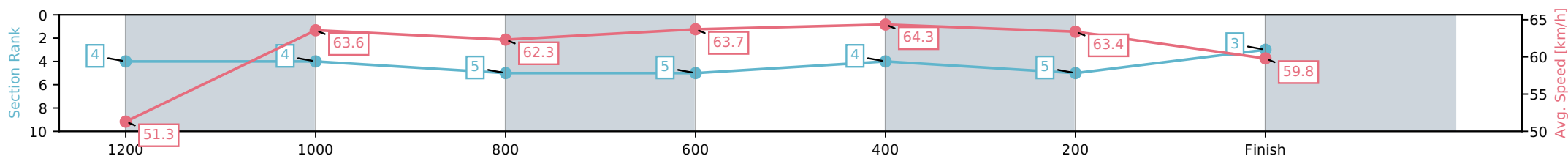
Race 1: Ladbrokes Same Race Multi QTIS 3YO and 4YO
Maiden Handicap - 1400m

06 June 2026 - 1:22PM

Track Rating: Good 4, Weather: Fine, Rail Position: True Entire Circuit



Section	L1400	L1200	L1000	L800	L600	L400	L200
Section Times	1:22.87 (0:13.76)	1:09.10 [4] (0:11.33)	0:57.77 [4] (0:11.64)	0:46.14 [5] (0:11.34)	0:34.80 [5] (0:11.25)	0:23.55 [4] (0:11.43)	0:12.12 [5] (0:12.12)
Average Speed [km/h]	51.3	63.6	62.3	63.7	64.3	63.4	59.8
Top Speed [km/h]	63.5	64.9	63.3	64.9	65.0	64.8	61.6
Avg. Dist. to Rail [m]	3.1	1.4	1.7	0.8	1.0	5.1	7.9
Avg. Stride Freq. [Hz]	2.3	2.3	2.2	2.2	2.2	2.3	2.2
Avg. Stride Length [m]	6.9	7.9	7.9	8.0	8.0	7.7	7.6



- [] Ranking at each section and finish
- :-:- No data available at this section
- NA No data available

Horse/Jockey Name	Okay Zoomer/Ivo Fry
Finish Rank	4
Fastest Section Time (Section)	0:11.19 (800-600)
Top Speed [km/h] (Section)	65.9 (800-600)
Race State	Finished



Townsville QLD --Professional-2026-06-06

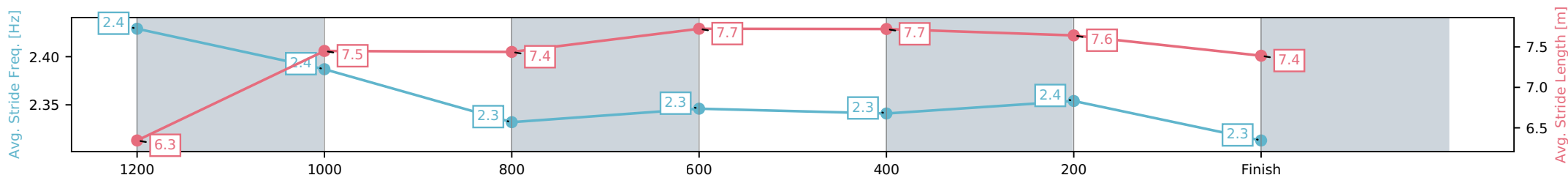
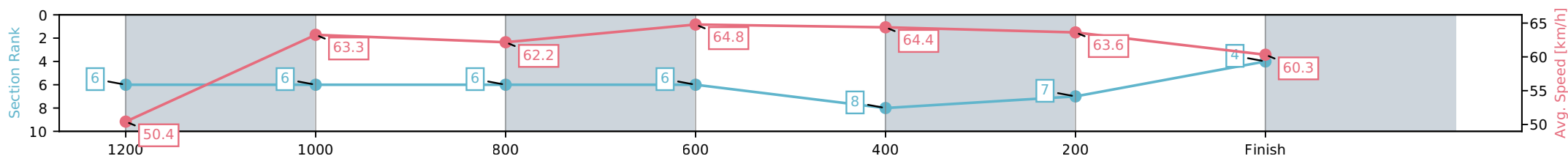
Race 1: Ladbrokes Same Race Multi QTIS 3YO and 4YO
Maiden Handicap - 1400m

06 June 2026 - 1:22PM

Track Rating: Good 4, Weather: Fine, Rail Position: True Entire Circuit



Section	L1400	L1200	L1000	L800	L600	L400	L200
Section Times	1:23.02 (0:14.02)	1:09.00 [6] (0:11.38)	0:57.62 [6] (0:11.60)	0:46.02 [6] (0:11.19)	0:34.82 [6] (0:11.38)	0:23.44 [8] (0:11.42)	0:12.03 [7] (0:12.03)
Average Speed [km/h]	50.4	63.3	62.2	64.8	64.4	63.6	60.3
Top Speed [km/h]	62.3	64.3	63.8	65.9	65.3	65.2	62.2
Avg. Dist. to Rail [m]	1.7	0.4	1.0	1.6	3.5	6.5	9.9
Avg. Stride Freq. [Hz]	2.4	2.4	2.3	2.3	2.3	2.4	2.3
Avg. Stride Length [m]	6.3	7.5	7.4	7.7	7.7	7.6	7.4



- [] Ranking at each section and finish
- :-:- No data available at this section
- NA No data available

Horse/Jockey Name	Small Town Hussler/Chris Whiteley
Finish Rank	5
Fastest Section Time (Section)	0:11.31 (1200-1000)
Top Speed [km/h] (Section)	65.1 (600-400)
Race State	Finished



Townsville QLD --Professional-2026-06-06

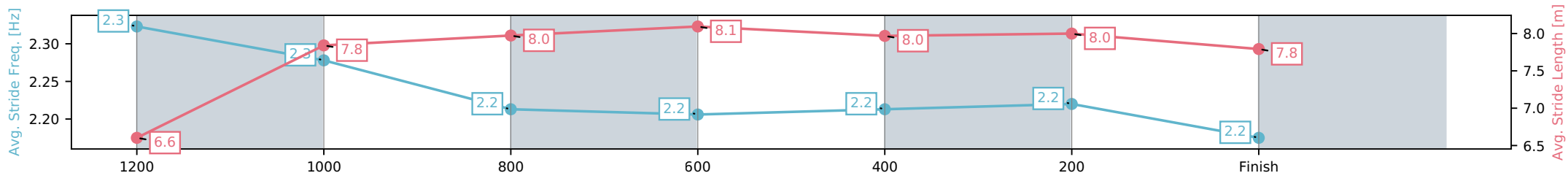
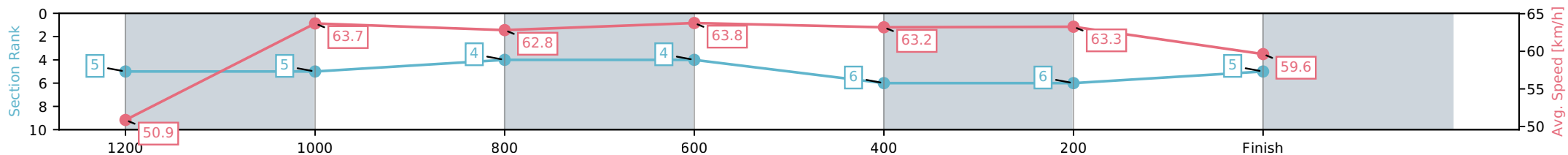
Race 1: Ladbrokes Same Race Multi QTIS 3YO and 4YO
Maiden Handicap - 1400m

06 June 2026 - 1:22PM

Track Rating: Good 4, Weather: Fine, Rail Position: True Entire Circuit



Section	L1400	L1200	L1000	L800	L600	L400	L200
Section Times	1:23.11 (0:13.86)	1:09.26 [5] (0:11.31)	0:57.94 [5] (0:11.51)	0:46.44 [4] (0:11.32)	0:35.12 [4] (0:11.50)	0:23.62 [6] (0:11.47)	0:12.15 [6] (0:12.15)
Average Speed [km/h]	50.9	63.7	62.8	63.8	63.2	63.3	59.6
Top Speed [km/h]	63.1	64.6	63.8	64.6	65.1	64.2	62.4
Avg. Dist. to Rail [m]	4.6	1.5	1.0	0.5	1.9	4.8	6.3
Avg. Stride Freq. [Hz]	2.3	2.3	2.2	2.2	2.2	2.2	2.2
Avg. Stride Length [m]	6.6	7.8	8.0	8.1	8.0	8.0	7.8



- [] Ranking at each section and finish
- :-:- No data available at this section
- NA No data available

Horse/Jockey Name	Say It Loud/Ryan Wiggins
Finish Rank	6
Fastest Section Time (Section)	0:11.11 (1200-1000)
Top Speed [km/h] (Section)	66.9 (1400 - 1200)
Race State	Finished



Townsville QLD --Professional-2026-06-06

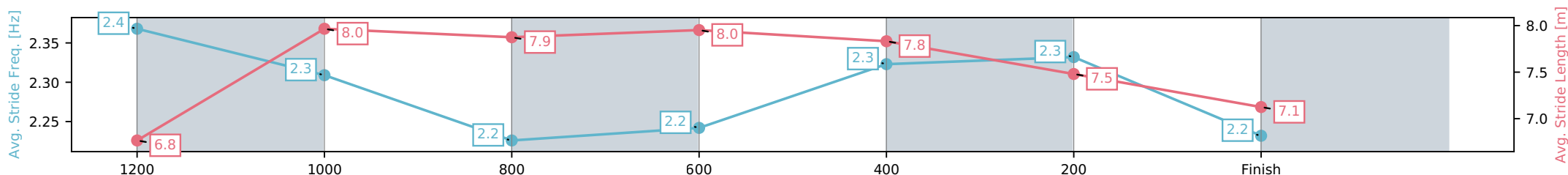
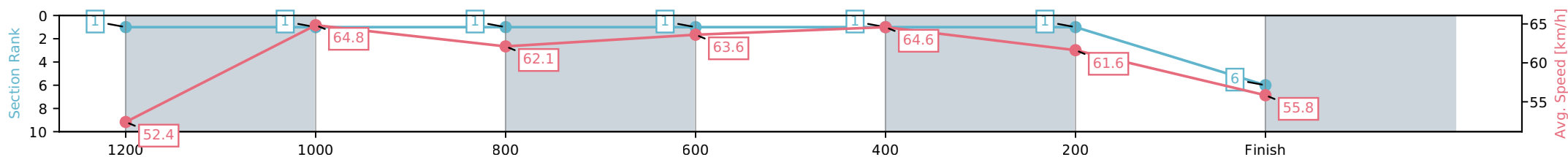
Race 1: Ladbrokes Same Race Multi QTIS 3YO and 4YO
Maiden Handicap - 1400m

06 June 2026 - 1:22PM

Track Rating: Good 4, Weather: Fine, Rail Position: True Entire Circuit



Section	L1400	L1200	L1000	L800	L600	L400	L200
Section Times	1:23.32 (0:13.40)	1:09.92 [1] (0:11.11)	0:58.81 [1] (0:11.56)	0:47.24 [1] (0:11.32)	0:35.92 [1] (0:11.20)	0:24.72 [1] (0:11.73)	0:12.98 [1] (0:12.98)
Average Speed [km/h]	52.4	64.8	62.1	63.6	64.6	61.6	55.8
Top Speed [km/h]	66.9	66.7	62.5	64.4	65.5	64.3	59.2
Avg. Dist. to Rail [m]	8.3	1.7	0.5	0.3	1.1	2.2	2.6
Avg. Stride Freq. [Hz]	2.4	2.3	2.2	2.2	2.3	2.3	2.2
Avg. Stride Length [m]	6.8	8.0	7.9	8.0	7.8	7.5	7.1



- [] Ranking at each section and finish
- :-:- No data available at this section
- NA No data available

Horse/Jockey Name	Whiskey Glasses/Tasha Chambers
Finish Rank	7
Fastest Section Time (Section)	0:11.20 (800-600)
Top Speed [km/h] (Section)	65.4 (800-600)
Race State	Finished



Townsville QLD --Professional-2026-06-06

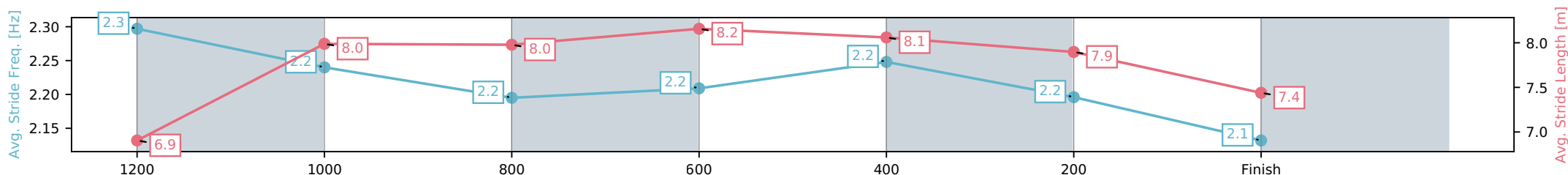
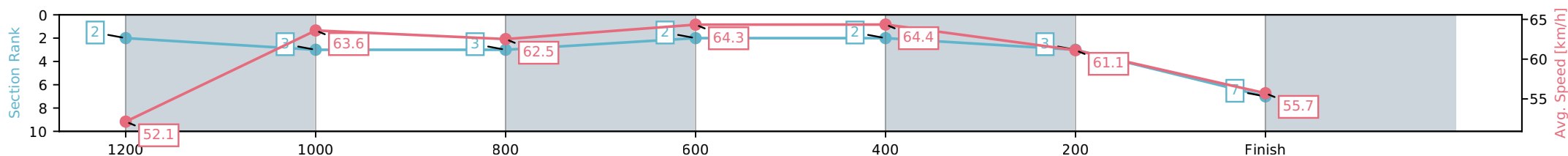
Race 1: Ladbrokes Same Race Multi QTIS 3YO and 4YO
Maiden Handicap - 1400m

06 June 2026 - 1:22PM

Track Rating: Good 4, Weather: Fine, Rail Position: True Entire Circuit



Section	L1400	L1200	L1000	L800	L600	L400	L200
Section Times	1:23.64 (0:13.50)	1:10.14 [2] (0:11.34)	0:58.80 [3] (0:11.57)	0:47.23 [3] (0:11.20)	0:36.03 [2] (0:11.21)	0:24.82 [2] (0:11.83)	0:12.99 [3] (0:12.99)
Average Speed [km/h]	52.1	63.6	62.5	64.3	64.4	61.1	55.7
Top Speed [km/h]	65.2	64.8	63.9	65.4	64.9	63.8	58.8
Avg. Dist. to Rail [m]	6.8	1.6	0.9	0.2	0.5	2.6	3.8
Avg. Stride Freq. [Hz]	2.3	2.2	2.2	2.2	2.2	2.2	2.1
Avg. Stride Length [m]	6.9	8.0	8.0	8.2	8.1	7.9	7.4



- [] Ranking at each section and finish
- :-:- No data available at this section
- NA No data available

Horse/Jockey Name	Onoma/Chelsea Jokic
Finish Rank	8
Fastest Section Time (Section)	0:11.04 (600-400)
Top Speed [km/h] (Section)	66.7 (600-400)
Race State	Finished



Townsville QLD --Professional-2026-06-06

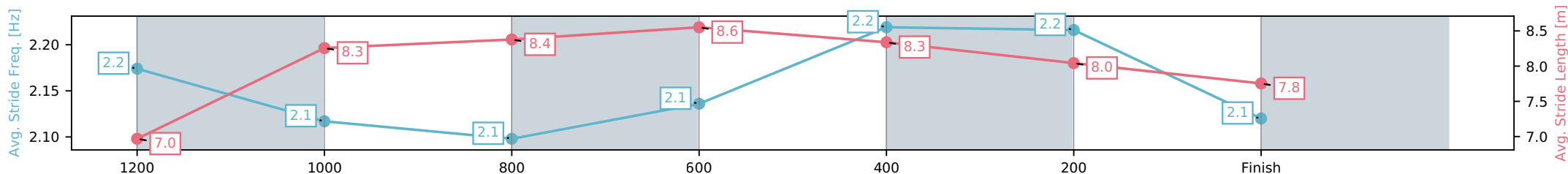
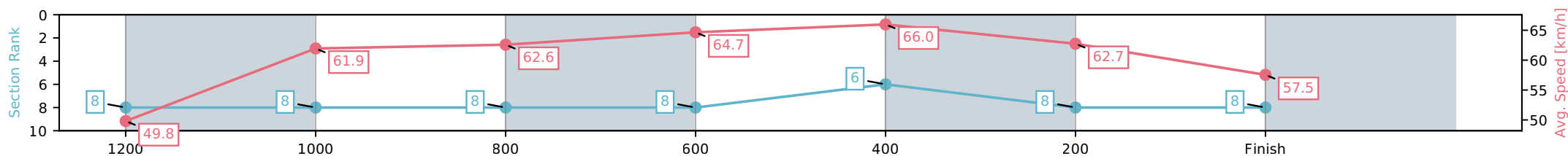
Race 1: Ladbrokes Same Race Multi QTIS 3YO and 4YO
Maiden Handicap - 1400m

06 June 2026 - 1:22PM

Track Rating: Good 4, Weather: Fine, Rail Position: True Entire Circuit



Section	L1400	L1200	L1000	L800	L600	L400	L200
Section Times	1:23.69 (0:14.16)	1:09.53 [8] (0:11.64)	0:57.89 [8] (0:11.51)	0:46.38 [8] (0:11.13)	0:35.25 [8] (0:11.04)	0:24.20 [6] (0:11.58)	0:12.62 [8] (0:12.62)
Average Speed [km/h]	49.8	61.9	62.6	64.7	66.0	62.7	57.5
Top Speed [km/h]	62.4	62.6	64.0	64.9	66.7	65.3	59.7
Avg. Dist. to Rail [m]	8.3	2.0	0.4	0.4	2.5	7.3	8.6
Avg. Stride Freq. [Hz]	2.2	2.1	2.1	2.1	2.2	2.2	2.1
Avg. Stride Length [m]	7.0	8.3	8.4	8.6	8.3	8.0	7.8



- [] Ranking at each section and finish
- :-:- No data available at this section
- NA No data available



Townsville QLD
 Race 2: TRIPLE M QTIS Maiden Handicap - 1200m
 06 June 2026 - 1:56PM



Track Rating: Good 4, Weather: Fine, Rail Position: True Entire Circuit

Field Times (Race Tempo) 1:10.58 0:56.68 0:45.77 0:34.53 0:23.12 0:11.75
 (0:13.90) (0:10.91) (0:11.24) (0:11.41) (0:11.37) (0:11.75)

Rank	TAB#	Horse	Overall Time	First 400m	Top Speed km/h (Section)	L1200	L1000	L800	L600	L400	L200		
	(BAR#)	Jockey	Margin (DT-W)	Last 600m	Fastest Section (Time)	Start - 1000	1000 - 800	800 - 600	600 - 400	400 - 200	200 - Finish		
1	2	Briginshaw	1:10.58	0:24.96	67.0 (1000-800)	1:10.58	0:56.63 [2]	0:45.62 [2]	0:34.52 [2]	0:23.12 [1]	0:11.75 [1]		
	(4)	Ivo Fry		0:34.52	1000-800 (0:11.01)	(0:13.95)	(0:11.01)	(0:11.10)	(0:11.40)	(0:11.37)	(0:11.75)		
2	10	Webs	1:10.79	0:25.70	67.3 (1000-800)	1:10.79	0:56.31 [8]	0:45.10 [8]	0:33.89 [9]	0:22.72 [9]	0:11.61 [4]		
	(7)	Raul Silvera Olivera	1.2L (+3)	0:33.89	400-200 (0:11.11)	(0:14.48)	(0:11.22)	(0:11.21)	(0:11.17)	(0:11.11)	(0:11.61)		
3	4	Amber Affair	1:10.96	0:25.50	66.5 (800-600)	1:10.96	0:56.75 [6]	0:45.46 [7]	0:34.34 [8]	0:23.04 [8]	0:11.74 [6]		
	(5)	Isabella Teh	2.2L (+4)	0:34.34	800-600 (0:11.13)	(0:14.21)	(0:11.29)	(0:11.13)	(0:11.30)	(0:11.30)	(0:11.74)		
4	1	Niven	1:10.96	0:25.42	67.5 (800-600)	1:10.96	0:56.56 [7]	0:45.54 [6]	0:34.59 [5]	0:23.36 [4]	0:11.84 [2]		
	(6)	Ryan Wiggins	2.2L (+1)	0:34.59	800-600 (0:10.95)	(0:14.40)	(0:11.02)	(0:10.95)	(0:11.24)	(0:11.51)	(0:11.84)		
5	9	Van Der Woodsen	1:10.98	0:25.22	66.7 (800-600)	1:10.98	0:56.82 [5]	0:45.75 [5]	0:34.68 [4]	0:23.35 [5]	0:11.85 [3]		
	(2)	Lacey Morrison	2.3L (-4)	0:34.68	1000-800 (0:11.06)	(0:14.16)	(0:11.06)	(0:11.08)	(0:11.33)	(0:11.50)	(0:11.85)		
6	3	Auchterarder	1:11.47	0:25.71	68.6 (800-600)	1:11.47	0:56.90 [9]	0:45.76 [9]	0:34.90 [7]	0:23.60 [7]	0:12.12 [9]		
	(8)	Adam Sewell	5.2L (-1)	0:34.90	800-600 (0:10.86)	(0:14.57)	(0:11.14)	(0:10.86)	(0:11.31)	(0:11.47)	(0:12.12)		
7	8	Shadyvale AI	1:11.66	0:25.14	67.3 (800-600)	1:11.66	0:57.59 [3]	0:46.52 [3]	0:35.28 [6]	0:23.96 [6]	0:12.44 [5]		
	(9)	Jason Babarovich	6.4L (+7)	0:35.28	1000-800 (0:11.07)	(0:14.07)	(0:11.07)	(0:11.24)	(0:11.32)	(0:11.52)	(0:12.44)		
8	7	Sweet 'N' Elite	1:12.18	0:25.15	68.4 (800-600)	1:12.18	0:58.06 [4]	0:47.03 [4]	0:35.98 [3]	0:24.59 [3]	0:12.86 [8]		
	(3)	Masayuki Abe	9.4L (+3)	0:35.97	1000-800 (0:11.03)	(0:14.12)	(0:11.03)	(0:11.05)	(0:11.38)	(0:11.73)	(0:12.86)		
9	5	Pixie Lane	1:12.34	0:24.81	67.5 (1000-800)	1:12.34	0:58.44 [1]	0:47.53 [1]	0:36.29 [1]	0:24.79 [2]	0:13.04 [7]		
	(1)	Adam Spinks	10.3L (+2)	0:36.28	1000-800 (0:10.91)	(0:13.90)	(0:10.91)	(0:11.24)	(0:11.50)	(0:11.74)	(0:13.04)		

Scratched: Okay Zoomer (#6)

Report Created: Sat 06 June 2026

(Note: Races are conducted over an approximate distance as close as possible to the advertised distance, and recorded data may vary accordingly. Official times refer to race times only and do not include handicap times.)

[] Position in running at each section and finish TAB# Saddle cloth number
 -:-:- No data available at this section BAR# Barrier/Gate Position
 NA No data available DNF Did not finish
 DNT Did not track DT-W Distance travelled compared to winner in metres

Fastest split
 Fastest section

data processed by TRIPLESDATA

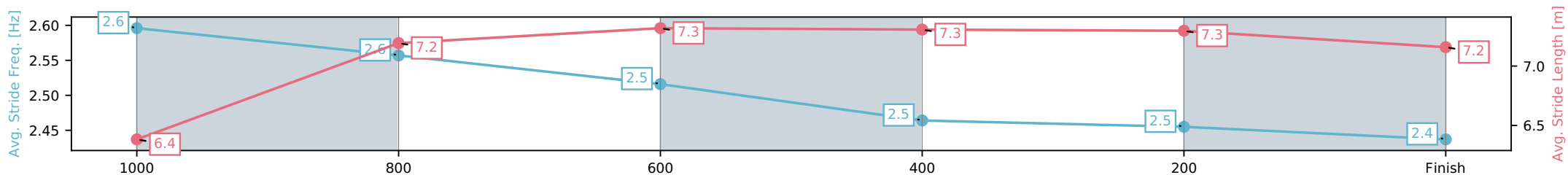
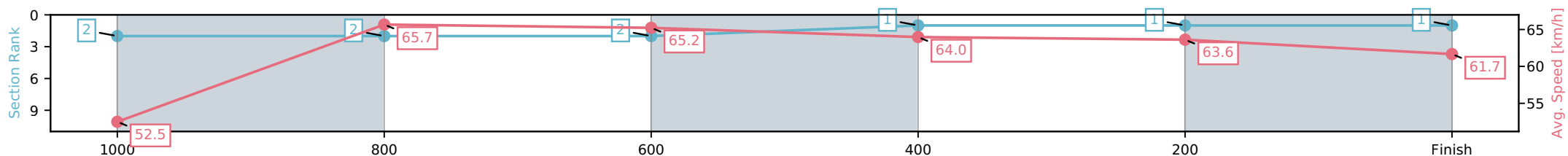
Horse/Jockey Name	Briginshaw/Ivo Fry
Finish Rank	1
Fastest Section Time (Section)	0:11.01 (1000-800)
Top Speed [km/h] (Section)	67.0 (1000-800)
Race State	Finished



Townsville QLD --Professional-2026-06-06
 Race 2: TRIPLE M QTIS Maiden Handicap - 1200m
 06 June 2026 - 1:56PM
 Track Rating: Good 4, Weather: Fine, Rail Position: True Entire Circuit



Section	L1200	L1000	L800	L600	L400	L200
Section Times	1:10.58 (0:13.95)	0:56.63 [2] (0:11.01)	0:45.62 [2] (0:11.10)	0:34.52 [2] (0:11.40)	0:23.12 [1] (0:11.37)	0:11.75 [1] (0:11.75)
Average Speed [km/h]	52.5	65.7	65.2	64.0	63.6	61.7
Top Speed [km/h]	65.3	67.0	66.1	64.7	64.7	62.9
Avg. Dist. to Rail [m]	4.3	1.0	1.1	2.5	2.2	2.3
Avg. Stride Freq. [Hz]	2.6	2.6	2.5	2.5	2.5	2.4
Avg. Stride Length [m]	6.4	7.2	7.3	7.3	7.3	7.2



- [] Ranking at each section and finish
- :-:- No data available at this section
- NA No data available

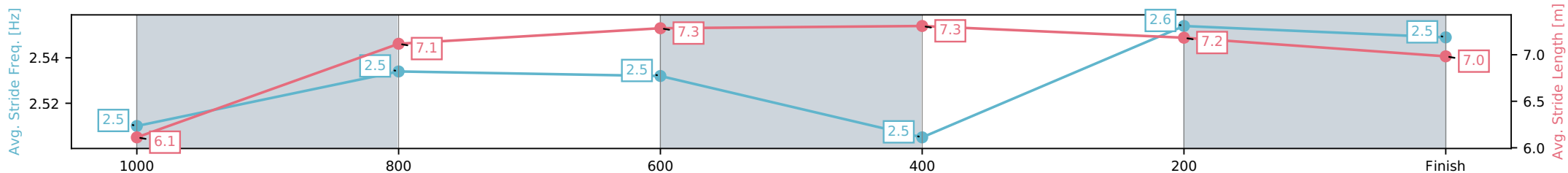
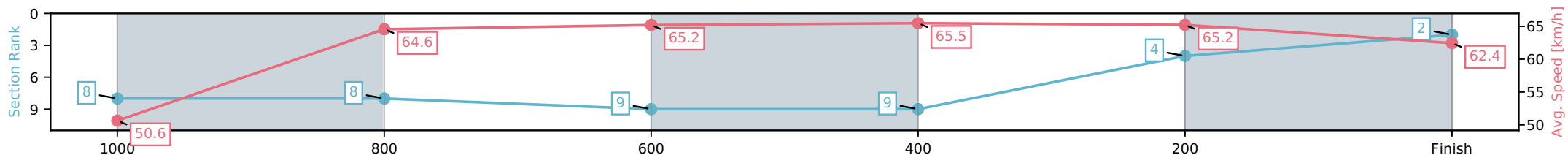
Horse/Jockey Name	Webs/Raul Silvera Olivera
Finish Rank	2
Fastest Section Time (Section)	0:11.11 (400-200)
Top Speed [km/h] (Section)	67.3 (1000-800)
Race State	Finished



Townsville QLD --Professional-2026-06-06
 Race 2: TRIPLE M QTIS Maiden Handicap - 1200m
 06 June 2026 - 1:56PM
 Track Rating: Good 4, Weather: Fine, Rail Position: True Entire Circuit



Section	L1200	L1000	L800	L600	L400	L200
Section Times	1:10.79 (0:14.48)	0:56.31 [8] (0:11.22)	0:45.10 [8] (0:11.21)	0:33.89 [9] (0:11.17)	0:22.72 [9] (0:11.11)	0:11.61 [4] (0:11.61)
Average Speed [km/h]	50.6	64.6	65.2	65.5	65.2	62.4
Top Speed [km/h]	64.4	67.3	66.4	66.9	66.2	65.3
Avg. Dist. to Rail [m]	5.6	1.4	3.3	3.4	4.5	5.1
Avg. Stride Freq. [Hz]	2.5	2.5	2.5	2.5	2.6	2.5
Avg. Stride Length [m]	6.1	7.1	7.3	7.3	7.2	7.0



- [] Ranking at each section and finish
- :-:- No data available at this section
- NA No data available

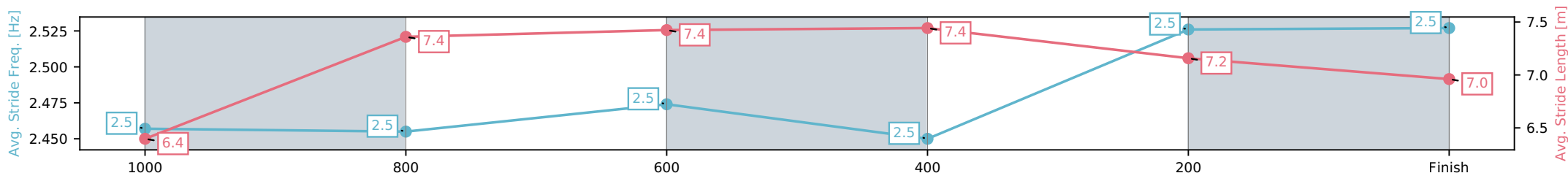
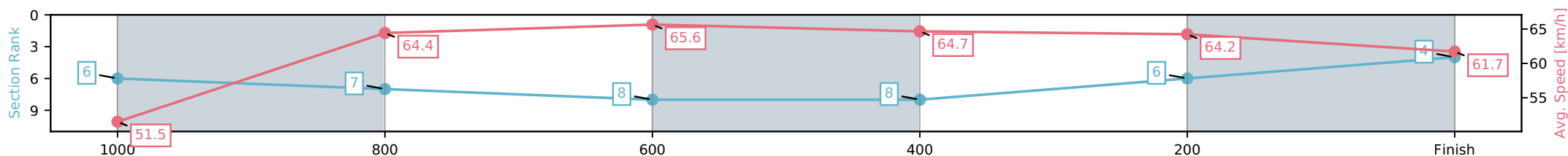
Horse/Jockey Name	Amber Affair/Isabella Teh
Finish Rank	3
Fastest Section Time (Section)	0:11.13 (800-600)
Top Speed [km/h] (Section)	66.5 (800-600)
Race State	Finished



Townsville QLD --Professional-2026-06-06
 Race 2: TRIPLE M QTIS Maiden Handicap - 1200m
 06 June 2026 - 1:56PM
 Track Rating: Good 4, Weather: Fine, Rail Position: True Entire Circuit



Section	L1200	L1000	L800	L600	L400	L200
Section Times	1:10.96 (0:14.21)	0:56.75 [6] (0:11.29)	0:45.46 [7] (0:11.13)	0:34.34 [8] (0:11.30)	0:23.04 [8] (0:11.30)	0:11.74 [6] (0:11.74)
Average Speed [km/h]	51.5	64.4	65.6	64.7	64.2	61.7
Top Speed [km/h]	62.7	65.6	66.5	66.4	64.9	64.7
Avg. Dist. to Rail [m]	5.0	2.2	3.0	3.0	5.7	6.5
Avg. Stride Freq. [Hz]	2.5	2.5	2.5	2.5	2.5	2.5
Avg. Stride Length [m]	6.4	7.4	7.4	7.4	7.2	7.0



- [] Ranking at each section and finish
- :-:- No data available at this section
- NA No data available

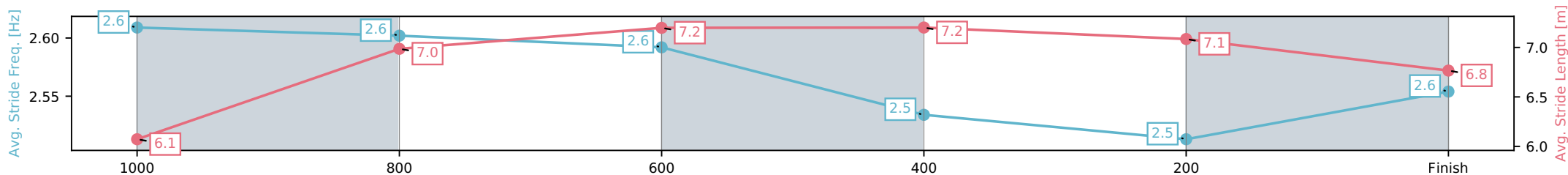
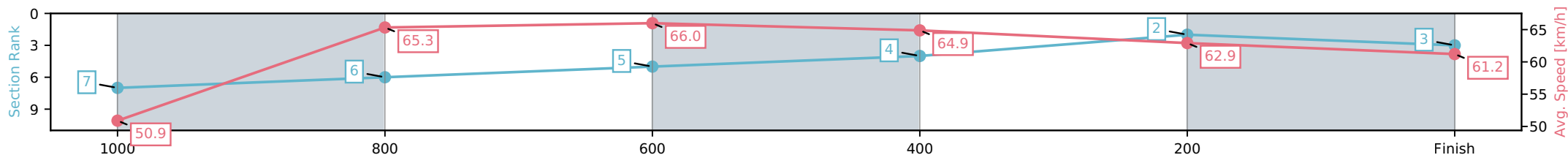
Horse/Jockey Name	Niven/Ryan Wiggins
Finish Rank	4
Fastest Section Time (Section)	0:10.95 (800-600)
Top Speed [km/h] (Section)	67.5 (800-600)
Race State	Finished



Townsville QLD --Professional-2026-06-06
 Race 2: TRIPLE M QTIS Maiden Handicap - 1200m
 06 June 2026 - 1:56PM
 Track Rating: Good 4, Weather: Fine, Rail Position: True Entire Circuit



Section	L1200	L1000	L800	L600	L400	L200
Section Times	1:10.96 (0:14.40)	0:56.56 [7] (0:11.02)	0:45.54 [6] (0:10.95)	0:34.59 [5] (0:11.24)	0:23.36 [4] (0:11.51)	0:11.84 [2] (0:11.84)
Average Speed [km/h]	50.9	65.3	66.0	64.9	62.9	61.2
Top Speed [km/h]	64.9	67.5	67.5	65.3	64.0	62.1
Avg. Dist. to Rail [m]	4.3	0.5	0.7	2.5	3.3	4.4
Avg. Stride Freq. [Hz]	2.6	2.6	2.6	2.5	2.5	2.6
Avg. Stride Length [m]	6.1	7.0	7.2	7.2	7.1	6.8



- [] Ranking at each section and finish
- :-:- No data available at this section
- NA No data available

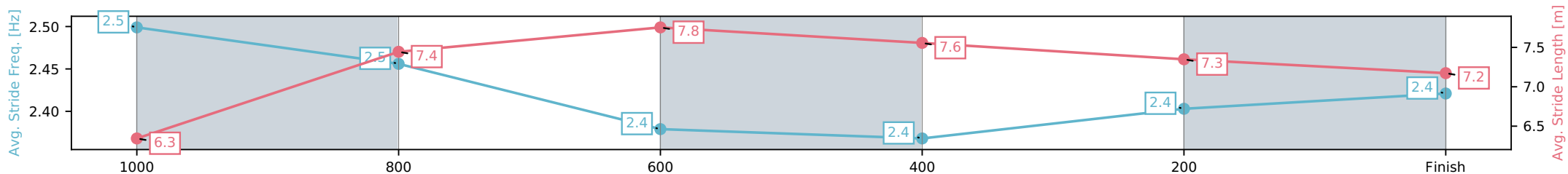
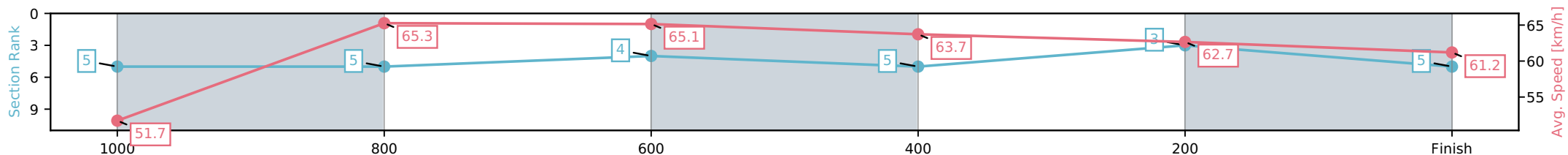
Horse/Jockey Name	Van Der Woodsen/Lacey Morrison
Finish Rank	5
Fastest Section Time (Section)	0:11.06 (1000-800)
Top Speed [km/h] (Section)	66.7 (800-600)
Race State	Finished



Townsville QLD --Professional-2026-06-06
 Race 2: TRIPLE M QTIS Maiden Handicap - 1200m
 06 June 2026 - 1:56PM
 Track Rating: Good 4, Weather: Fine, Rail Position: True Entire Circuit



Section	L1200	L1000	L800	L600	L400	L200
Section Times	1:10.98 (0:14.16)	0:56.82 [5] (0:11.06)	0:45.75 [5] (0:11.08)	0:34.68 [4] (0:11.33)	0:23.35 [5] (0:11.50)	0:11.85 [3] (0:11.85)
Average Speed [km/h]	51.7	65.3	65.1	63.7	62.7	61.2
Top Speed [km/h]	63.7	66.1	66.7	64.8	63.3	62.8
Avg. Dist. to Rail [m]	2.7	0.6	0.3	0.4	1.0	2.2
Avg. Stride Freq. [Hz]	2.5	2.5	2.4	2.4	2.4	2.4
Avg. Stride Length [m]	6.3	7.4	7.8	7.6	7.3	7.2



- [] Ranking at each section and finish
- :-:- No data available at this section
- NA No data available

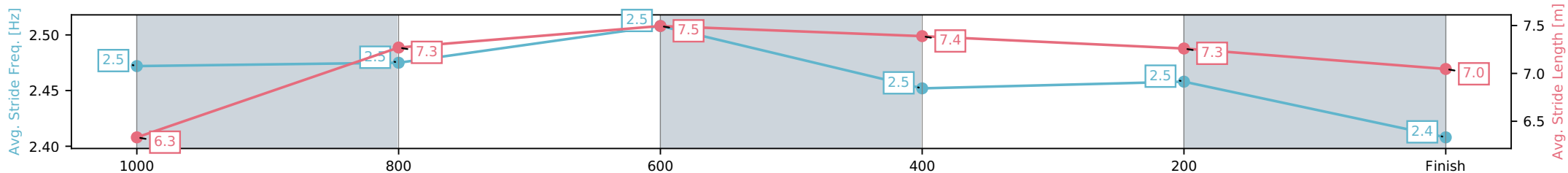
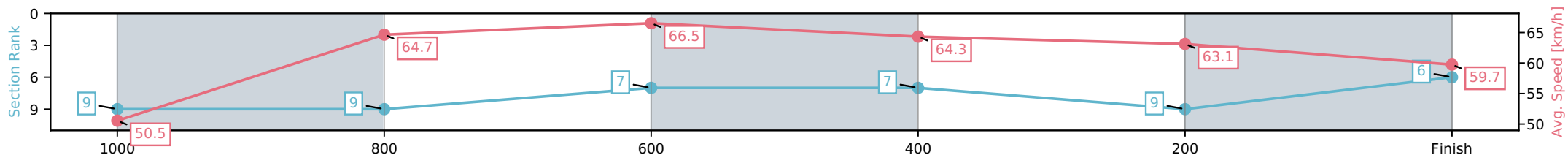
Horse/Jockey Name	Auchterarder/Adam Sewell
Finish Rank	6
Fastest Section Time (Section)	0:10.86 (800-600)
Top Speed [km/h] (Section)	68.6 (800-600)
Race State	Finished



Townsville QLD --Professional-2026-06-06
 Race 2: TRIPLE M QTIS Maiden Handicap - 1200m
 06 June 2026 - 1:56PM
 Track Rating: Good 4, Weather: Fine, Rail Position: True Entire Circuit



Section	L1200	L1000	L800	L600	L400	L200
Section Times	1:11.47 (0:14.57)	0:56.90 [9] (0:11.14)	0:45.76 [9] (0:10.86)	0:34.90 [7] (0:11.31)	0:23.60 [7] (0:11.47)	0:12.12 [9] (0:12.12)
Average Speed [km/h]	50.5	64.7	66.5	64.3	63.1	59.7
Top Speed [km/h]	63.8	67.2	68.6	64.7	64.2	61.8
Avg. Dist. to Rail [m]	4.3	0.6	0.5	1.9	3.7	4.6
Avg. Stride Freq. [Hz]	2.5	2.5	2.5	2.5	2.5	2.4
Avg. Stride Length [m]	6.3	7.3	7.5	7.4	7.3	7.0



- [] Ranking at each section and finish
- :-:- No data available at this section
- NA No data available

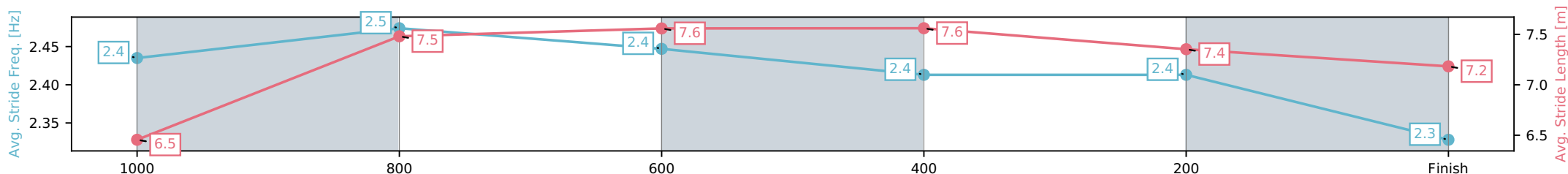
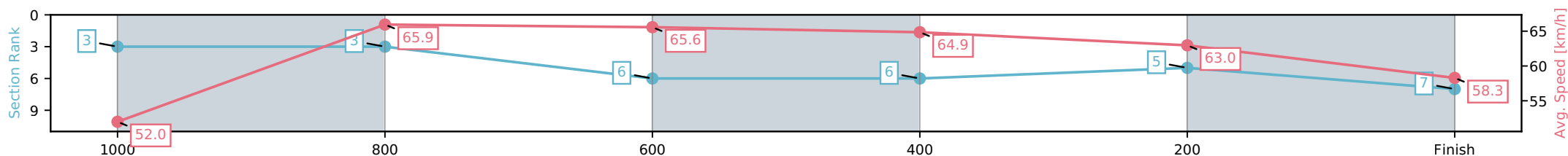
Horse/Jockey Name	Shadyvale AI/Jason Babarovich
Finish Rank	7
Fastest Section Time (Section)	0:11.07 (1000-800)
Top Speed [km/h] (Section)	67.3 (800-600)
Race State	Finished



Townsville QLD --Professional-2026-06-06
 Race 2: TRIPLE M QTIS Maiden Handicap - 1200m
 06 June 2026 - 1:56PM
 Track Rating: Good 4, Weather: Fine, Rail Position: True Entire Circuit



Section	L1200	L1000	L800	L600	L400	L200
Section Times	1:11.66 (0:14.07)	0:57.59 [3] (0:11.07)	0:46.52 [3] (0:11.24)	0:35.28 [6] (0:11.32)	0:23.96 [6] (0:11.52)	0:12.44 [5] (0:12.44)
Average Speed [km/h]	52.0	65.9	65.6	64.9	63.0	58.3
Top Speed [km/h]	64.5	66.6	67.3	66.2	64.3	61.9
Avg. Dist. to Rail [m]	6.6	3.4	5.1	4.2	5.1	5.5
Avg. Stride Freq. [Hz]	2.4	2.5	2.4	2.4	2.4	2.3
Avg. Stride Length [m]	6.5	7.5	7.6	7.6	7.4	7.2



[] Ranking at each section and finish
 -:-:- No data available at this section
 NA No data available

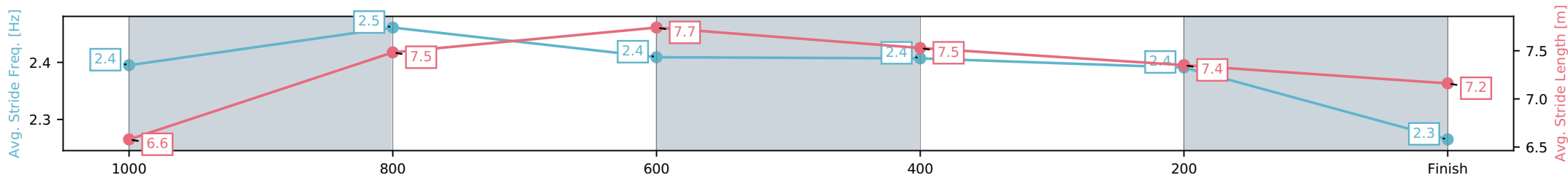
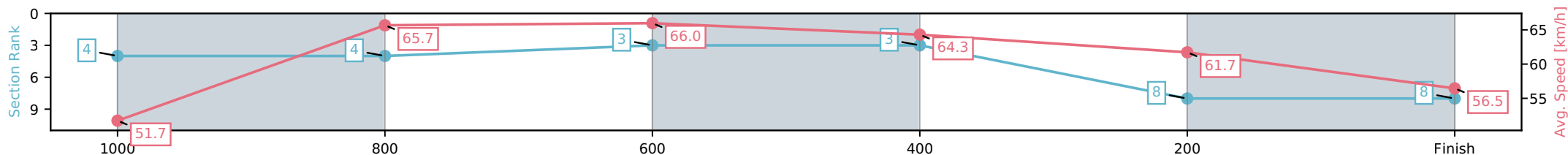
Horse/Jockey Name	Sweet 'N' Elite/Masayuki Abe
Finish Rank	8
Fastest Section Time (Section)	0:11.03 (1000-800)
Top Speed [km/h] (Section)	68.4 (800-600)
Race State	Finished



Townsville QLD --Professional-2026-06-06
 Race 2: TRIPLE M QTIS Maiden Handicap - 1200m
 06 June 2026 - 1:56PM
 Track Rating: Good 4, Weather: Fine, Rail Position: True Entire Circuit



Section	L1200	L1000	L800	L600	L400	L200
Section Times	1:12.18 (0:14.12)	0:58.06 [4] (0:11.03)	0:47.03 [4] (0:11.05)	0:35.98 [3] (0:11.38)	0:24.59 [3] (0:11.73)	0:12.86 [8] (0:12.86)
Average Speed [km/h]	51.7	65.7	66.0	64.3	61.7	56.5
Top Speed [km/h]	65.8	67.1	68.4	65.4	64.5	59.7
Avg. Dist. to Rail [m]	3.5	1.7	2.6	3.7	3.6	5.1
Avg. Stride Freq. [Hz]	2.4	2.5	2.4	2.4	2.4	2.3
Avg. Stride Length [m]	6.6	7.5	7.7	7.5	7.4	7.2



- [] Ranking at each section and finish
- :-:- No data available at this section
- NA No data available

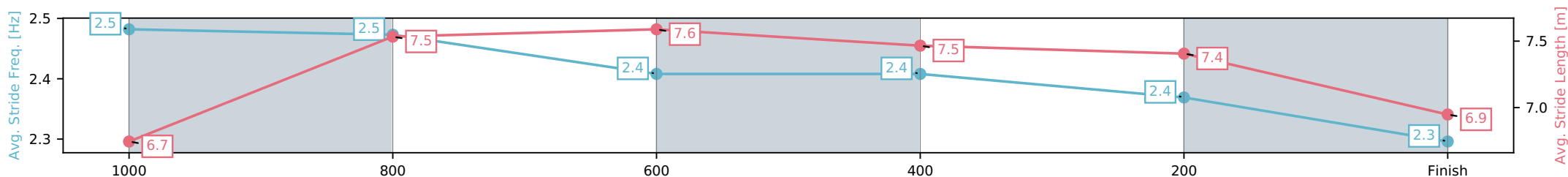
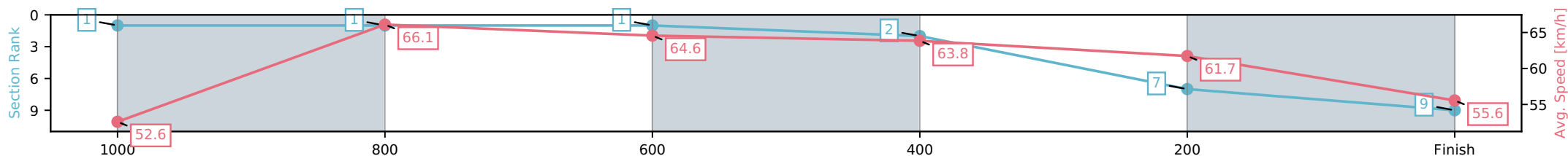
Horse/Jockey Name	Pixie Lane/Adam Spinks
Finish Rank	9
Fastest Section Time (Section)	0:10.91 (1000-800)
Top Speed [km/h] (Section)	67.5 (1000-800)
Race State	Finished



Townsville QLD --Professional-2026-06-06
 Race 2: TRIPLE M QTIS Maiden Handicap - 1200m
 06 June 2026 - 1:56PM
 Track Rating: Good 4, Weather: Fine, Rail Position: True Entire Circuit



Section	L1200	L1000	L800	L600	L400	L200
Section Times	1:12.34 (0:13.90)	0:58.44 [1] (0:10.91)	0:47.53 [1] (0:11.24)	0:36.29 [1] (0:11.50)	0:24.79 [2] (0:11.74)	0:13.04 [7] (0:13.04)
Average Speed [km/h]	52.6	66.1	64.6	63.8	61.7	55.6
Top Speed [km/h]	67.4	67.5	66.0	65.2	63.5	60.3
Avg. Dist. to Rail [m]	1.8	0.9	1.7	4.1	3.1	2.6
Avg. Stride Freq. [Hz]	2.5	2.5	2.4	2.4	2.4	2.3
Avg. Stride Length [m]	6.7	7.5	7.6	7.5	7.4	6.9



[] Ranking at each section and finish
 -:-:- No data available at this section
 NA No data available

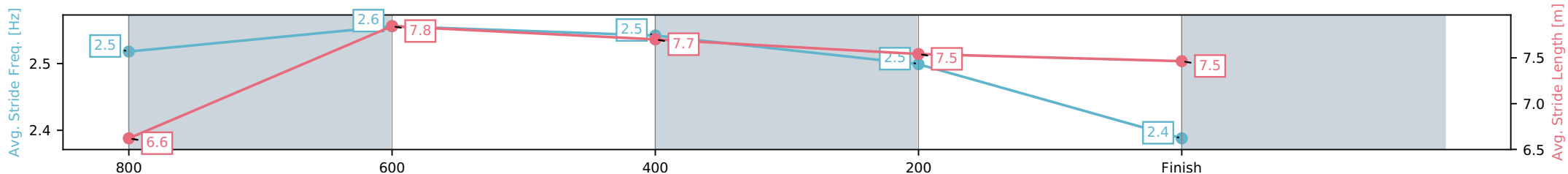
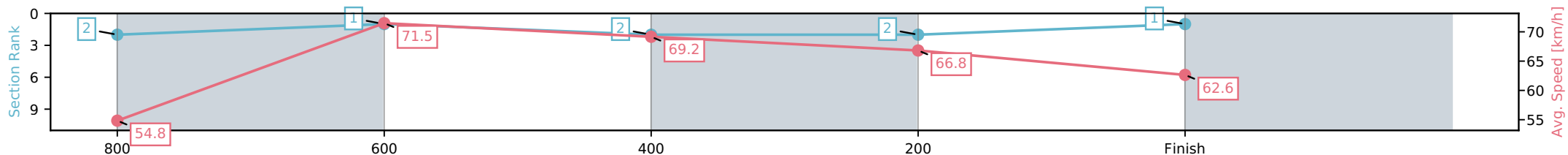
Horse/Jockey Name	Dalt Jaz/Adam Sewell
Finish Rank	1
Fastest Section Time (Section)	0:10.13 (800-600)
Top Speed [km/h] (Section)	72.1 (800-600)
Race State	Finished



Townsville QLD --Professional-2026-06-06
 Race 3: STORM SIGNAGE BM60 Handicap - 1000m
 06 June 2026 - 2:31PM
 Track Rating: Good 4, Weather: Fine, Rail Position: True Entire Circuit



Section	L1000	L800	L600	L400	L200
Section Times	0:56.15 (0:13.05)	0:43.10 [2] (0:10.13)	0:32.98 [1] (0:10.55)	0:22.42 [2] (0:10.84)	0:11.58 [2] (0:11.58)
Average Speed [km/h]	54.8	71.5	69.2	66.8	62.6
Top Speed [km/h]	71.0	72.1	71.9	68.1	65.9
Avg. Dist. to Rail [m]	6.9	1.8	2.8	4.1	4.7
Avg. Stride Freq. [Hz]	2.5	2.6	2.5	2.5	2.4
Avg. Stride Length [m]	6.6	7.8	7.7	7.5	7.5



- [] Ranking at each section and finish
- :-:- No data available at this section
- NA No data available

Horse/Jockey Name	Canny Prospect/Ivo Fry
Finish Rank	2
Fastest Section Time (Section)	0:10.14 (800-600)
Top Speed [km/h] (Section)	71.9 (800-600)
Race State	Finished



Townsville QLD --Professional-2026-06-06

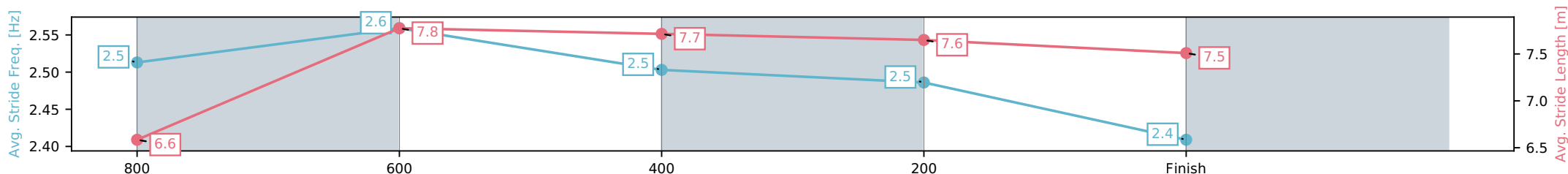
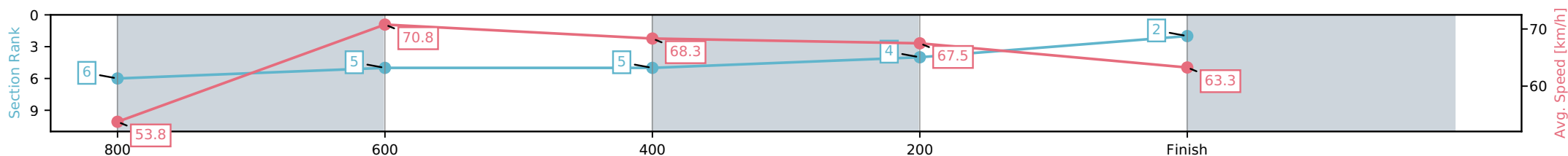
Race 3: STORM SIGNAGE BM60 Handicap - 1000m

06 June 2026 - 2:31PM

Track Rating: Good 4, Weather: Fine, Rail Position: True Entire Circuit



Section	L1000	L800	L600	L400	L200
Section Times	0:56.31 (0:13.41)	0:42.90 [6] (0:10.14)	0:32.76 [5] (0:10.59)	0:22.17 [5] (0:10.69)	0:11.48 [4] (0:11.48)
Average Speed [km/h]	53.8	70.8	68.3	67.5	63.3
Top Speed [km/h]	70.0	71.9	69.6	68.1	66.3
Avg. Dist. to Rail [m]	2.1	0.7	1.5	1.9	3.7
Avg. Stride Freq. [Hz]	2.5	2.6	2.5	2.5	2.4
Avg. Stride Length [m]	6.6	7.8	7.7	7.6	7.5



- [] Ranking at each section and finish
- :-:- No data available at this section
- NA No data available

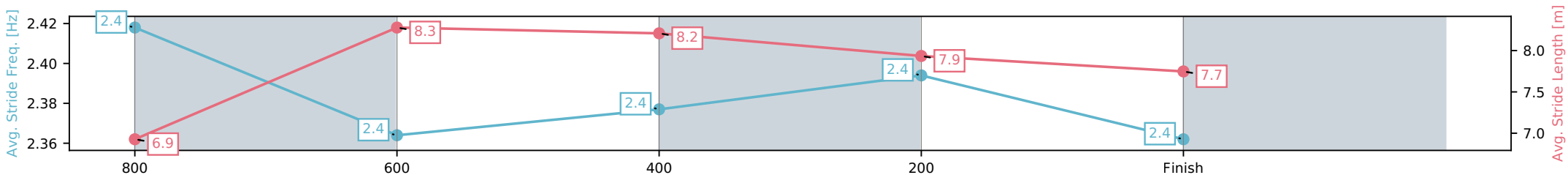
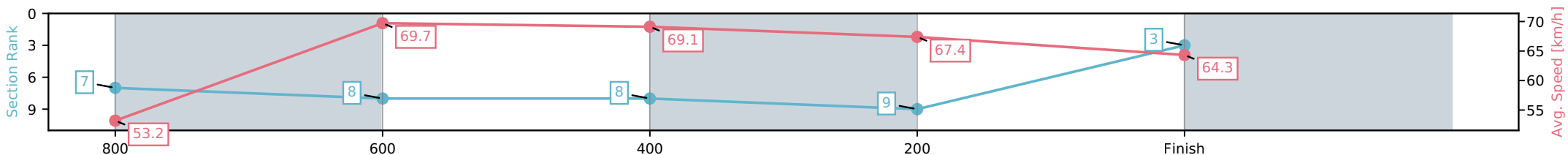
Horse/Jockey Name	Gamadale Nip/Chelsea Jokic
Finish Rank	3
Fastest Section Time (Section)	0:10.37 (800-600)
Top Speed [km/h] (Section)	71.9 (600-400)
Race State	Finished



Townsville QLD --Professional-2026-06-06
 Race 3: STORM SIGNAGE BM60 Handicap - 1000m
 06 June 2026 - 2:31PM
 Track Rating: Good 4, Weather: Fine, Rail Position: True Entire Circuit



Section	L1000	L800	L600	L400	L200
Section Times	0:56.36 (0:13.43)	0:42.93 [7] (0:10.37)	0:32.56 [8] (0:10.51)	0:22.05 [8] (0:10.77)	0:11.28 [9] (0:11.28)
Average Speed [km/h]	53.2	69.7	69.1	67.4	64.3
Top Speed [km/h]	68.4	71.1	71.9	68.3	66.7
Avg. Dist. to Rail [m]	4.1	1.3	1.9	5.8	8.5
Avg. Stride Freq. [Hz]	2.4	2.4	2.4	2.4	2.4
Avg. Stride Length [m]	6.9	8.3	8.2	7.9	7.7



- [] Ranking at each section and finish
- :-:- No data available at this section
- NA No data available

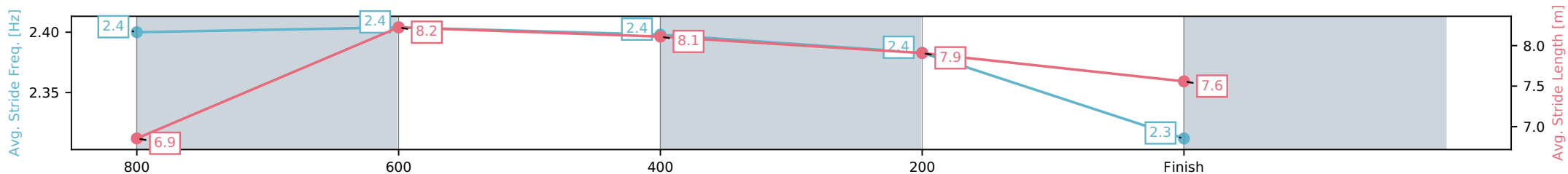
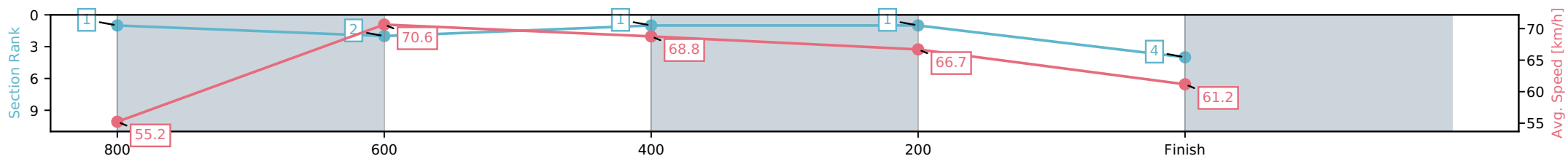
Horse/Jockey Name	Snitzaroo/Peta Edwards
Finish Rank	4
Fastest Section Time (Section)	0:10.20 (800-600)
Top Speed [km/h] (Section)	71.9 (800-600)
Race State	Finished



Townsville QLD --Professional-2026-06-06
 Race 3: STORM SIGNAGE BM60 Handicap - 1000m
 06 June 2026 - 2:31PM
 Track Rating: Good 4, Weather: Fine, Rail Position: True Entire Circuit



Section	L1000	L800	L600	L400	L200
Section Times	0:56.37 (0:12.98)	0:43.39 [1] (0:10.20)	0:33.19 [2] (0:10.51)	0:22.68 [1] (0:10.83)	0:11.85 [1] (0:11.85)
Average Speed [km/h]	55.2	70.6	68.8	66.7	61.2
Top Speed [km/h]	70.2	71.9	70.3	68.1	64.8
Avg. Dist. to Rail [m]	5.0	0.7	0.9	2.6	3.1
Avg. Stride Freq. [Hz]	2.4	2.4	2.4	2.4	2.3
Avg. Stride Length [m]	6.9	8.2	8.1	7.9	7.6



- [] Ranking at each section and finish
- :-:- No data available at this section
- NA No data available

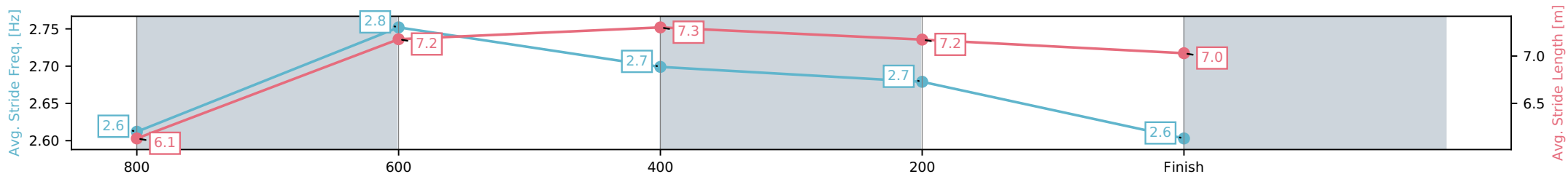
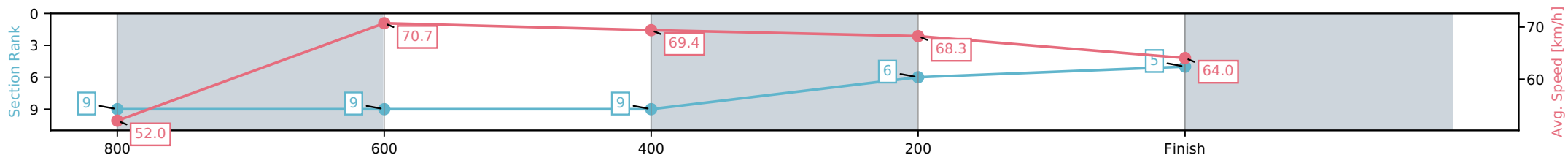
Horse/Jockey Name	Savee/Masayuki Abe
Finish Rank	5
Fastest Section Time (Section)	0:10.21 (800-600)
Top Speed [km/h] (Section)	72.4 (800-600)
Race State	Finished



Townsville QLD --Professional-2026-06-06
 Race 3: STORM SIGNAGE BM60 Handicap - 1000m
 06 June 2026 - 2:31PM
 Track Rating: Good 4, Weather: Fine, Rail Position: True Entire Circuit



Section	L1000	L800	L600	L400	L200
Section Times	0:56.38 (0:13.82)	0:42.56 [9] (0:10.21)	0:32.36 [9] (0:10.44)	0:21.92 [9] (0:10.59)	0:11.32 [6] (0:11.32)
Average Speed [km/h]	52.0	70.7	69.4	68.3	64.0
Top Speed [km/h]	68.7	72.4	70.9	69.2	67.7
Avg. Dist. to Rail [m]	8.7	0.8	1.2	3.6	6.0
Avg. Stride Freq. [Hz]	2.6	2.8	2.7	2.7	2.6
Avg. Stride Length [m]	6.1	7.2	7.3	7.2	7.0



- [] Ranking at each section and finish
- :-:- No data available at this section
- NA No data available

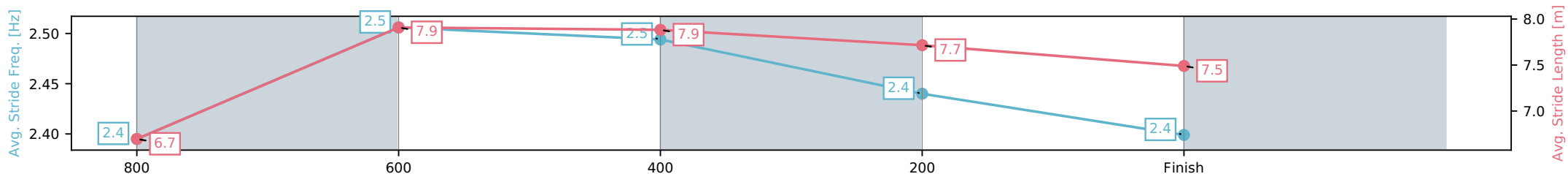
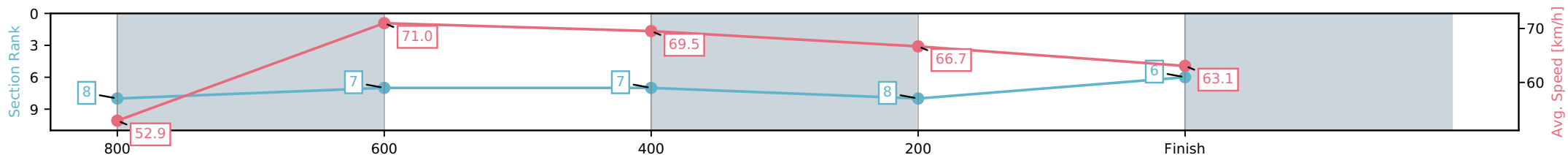
Horse/Jockey Name	Indefinite/Lacey Morrison
Finish Rank	6
Fastest Section Time (Section)	0:10.21 (800-600)
Top Speed [km/h] (Section)	72.1 (800-600)
Race State	Finished



Townsville QLD --Professional-2026-06-06
 Race 3: STORM SIGNAGE BM60 Handicap - 1000m
 06 June 2026 - 2:31PM
 Track Rating: Good 4, Weather: Fine, Rail Position: True Entire Circuit



Section	L1000	L800	L600	L400	L200
Section Times	0:56.56 (0:13.58)	0:42.98 [8] (0:10.21)	0:32.77 [7] (0:10.45)	0:22.32 [7] (0:10.83)	0:11.49 [8] (0:11.49)
Average Speed [km/h]	52.9	71.0	69.5	66.7	63.1
Top Speed [km/h]	68.0	72.1	70.9	68.3	65.8
Avg. Dist. to Rail [m]	8.2	1.6	1.8	2.5	2.0
Avg. Stride Freq. [Hz]	2.4	2.5	2.5	2.4	2.4
Avg. Stride Length [m]	6.7	7.9	7.9	7.7	7.5



- [] Ranking at each section and finish
- :-:- No data available at this section
- NA No data available

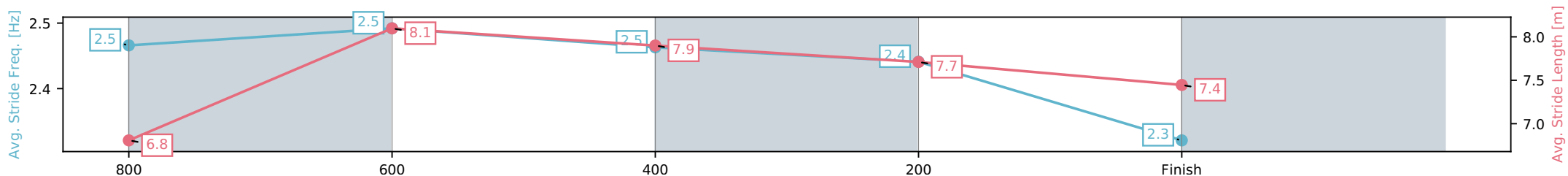
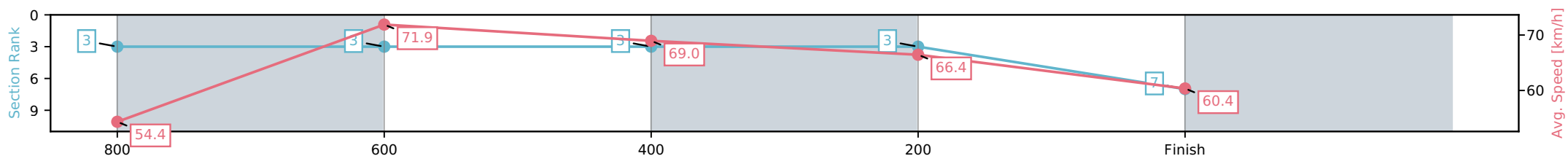
Horse/Jockey Name	I Am A Marvel/Tahlia Fenlon
Finish Rank	7
Fastest Section Time (Section)	0:10.06 (800-600)
Top Speed [km/h] (Section)	73.1 (800-600)
Race State	Finished



Townsville QLD --Professional-2026-06-06
 Race 3: STORM SIGNAGE BM60 Handicap - 1000m
 06 June 2026 - 2:31PM
 Track Rating: Good 4, Weather: Fine, Rail Position: True Entire Circuit



Section	L1000	L800	L600	L400	L200
Section Times	0:56.74 (0:13.17)	0:43.57 [3] (0:10.06)	0:33.51 [3] (0:10.57)	0:22.94 [3] (0:10.92)	0:12.02 [3] (0:12.02)
Average Speed [km/h]	54.4	71.9	69.0	66.4	60.4
Top Speed [km/h]	71.1	73.1	70.2	68.5	63.5
Avg. Dist. to Rail [m]	7.0	1.8	2.7	5.1	6.4
Avg. Stride Freq. [Hz]	2.5	2.5	2.5	2.4	2.3
Avg. Stride Length [m]	6.8	8.1	7.9	7.7	7.4



- [] Ranking at each section and finish
- :-:- No data available at this section
- NA No data available

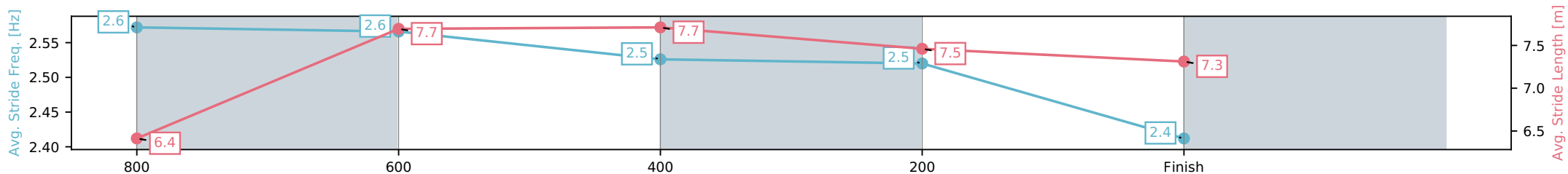
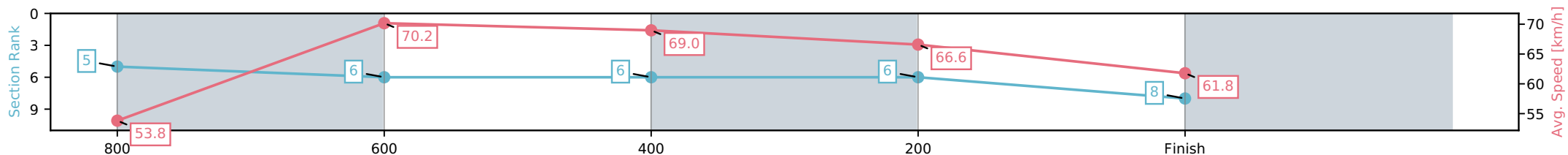
Horse/Jockey Name	Lazenby/Ryan Wiggins
Finish Rank	8
Fastest Section Time (Section)	0:10.30 (800-600)
Top Speed [km/h] (Section)	71.4 (800-600)
Race State	Finished



Townsville QLD --Professional-2026-06-06
 Race 3: STORM SIGNAGE BM60 Handicap - 1000m
 06 June 2026 - 2:31PM
 Track Rating: Good 4, Weather: Fine, Rail Position: True Entire Circuit



Section	L1000	L800	L600	L400	L200
Section Times	0:56.79 (0:13.32)	0:43.46 [5] (0:10.30)	0:33.17 [6] (0:10.53)	0:22.64 [6] (0:10.90)	0:11.73 [6] (0:11.73)
Average Speed [km/h]	53.8	70.2	69.0	66.6	61.8
Top Speed [km/h]	71.0	71.4	71.0	67.8	65.2
Avg. Dist. to Rail [m]	5.2	1.0	1.9	5.8	6.9
Avg. Stride Freq. [Hz]	2.6	2.6	2.5	2.5	2.4
Avg. Stride Length [m]	6.4	7.7	7.7	7.5	7.3



- [] Ranking at each section and finish
- :-:- No data available at this section
- NA No data available

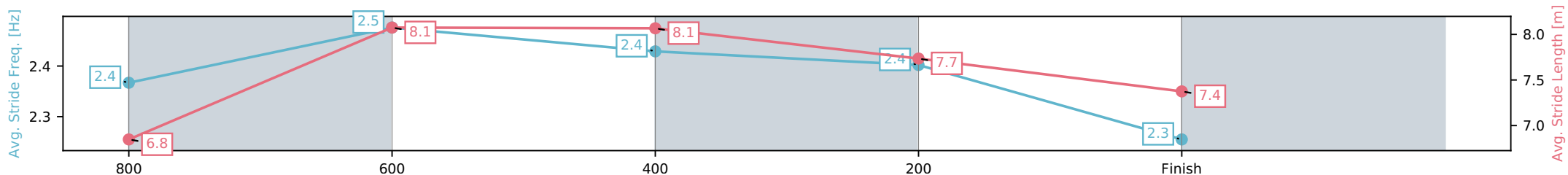
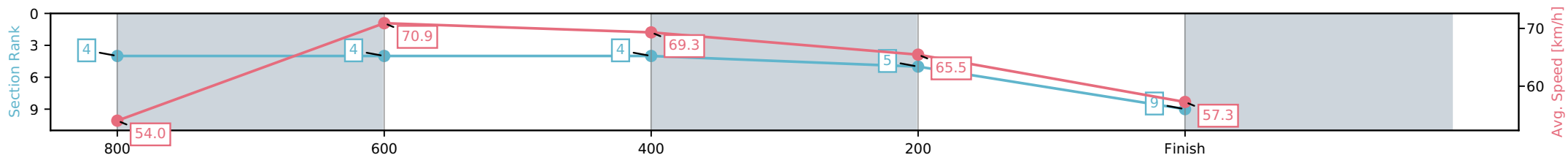
Horse/Jockey Name	Rebelious Red/Nathan Thomas
Finish Rank	9
Fastest Section Time (Section)	0:10.18 (800-600)
Top Speed [km/h] (Section)	72.2 (800-600)
Race State	Finished



Townsville QLD --Professional-2026-06-06
 Race 3: STORM SIGNAGE BM60 Handicap - 1000m
 06 June 2026 - 2:31PM
 Track Rating: Good 4, Weather: Fine, Rail Position: True Entire Circuit



Section	L1000	L800	L600	L400	L200
Section Times	0:57.72 (0:13.23)	0:44.49 [4] (0:10.18)	0:34.31 [4] (0:10.51)	0:23.80 [4] (0:11.11)	0:12.69 [5] (0:12.69)
Average Speed [km/h]	54.0	70.9	69.3	65.5	57.3
Top Speed [km/h]	71.4	72.2	70.6	67.2	63.8
Avg. Dist. to Rail [m]	2.2	1.5	3.0	5.7	5.2
Avg. Stride Freq. [Hz]	2.4	2.5	2.4	2.4	2.3
Avg. Stride Length [m]	6.8	8.1	8.1	7.7	7.4



- [] Ranking at each section and finish
- :-:- No data available at this section
- NA No data available



Townsville QLD
 Race 4: CHANNEL SEVEN BM55 Handicap - 1200m
 06 June 2026 - 3:06PM



Track Rating: Good 3, Weather: Fine, Rail Position: True Entire Circuit

Field Times (Race Tempo) 1:10.60 0:56.89 0:45.38 0:34.39 0:23.12 0:11.90
 (0:13.71) (0:11.51) (0:10.99) (0:11.27) (0:11.22) (0:11.90)

Rank	TAB#	Horse	Overall Time	First 400m	Top Speed km/h (Section)	L1200	L1000	L800	L600	L400	L200		
	(BAR#)	Jockey	Margin (DT-W)	Last 600m	Fastest Section (Time)	Start - 1000	1000 - 800	800 - 600	600 - 400	400 - 200	200 - Finish		
1	6	Tipped Off	1:10.60	0:25.69	67.5 (600-400)	1:10.60	0:56.43 [8]	0:44.91 [8]	0:33.86 [8]	0:22.65 [8]	0:11.48 [6]		
	(4)	Lacey Morrison		0:33.87	800-600 (0:11.05)	(0:14.17)	(0:11.52)	(0:11.05)	(0:11.22)	(0:11.17)	(0:11.48)		
2	3	Kirkall	1:10.71	0:25.23	66.2 (1200 - 1000)	1:10.71	0:56.77 [3]	0:45.49 [2]	0:34.49 [2]	0:23.23 [1]	0:12.01 [1]		
	(7)	Ivo Fry	0.7L (+1)	0:34.49	800-600 (0:11.00)	(0:13.94)	(0:11.29)	(0:11.00)	(0:11.26)	(0:11.22)	(0:12.01)		
3	5	Fly Fifer	1:11.00	0:25.50	67.4 (800-600)	1:11.00	0:56.92 [5]	0:45.50 [4]	0:34.49 [6]	0:23.28 [4]	0:11.92 [4]		
	(5)	Aidan Holt	2.4L (+4)	0:34.49	800-600 (0:11.01)	(0:14.08)	(0:11.42)	(0:11.01)	(0:11.21)	(0:11.36)	(0:11.92)		
4	9	Looming One	1:11.11	0:26.23	67.8 (800-600)	1:11.11	0:56.47 [12]	0:44.89 [12]	0:33.96 [12]	0:22.78 [12]	0:11.65 [9]		
	(10)	Chelsea Jokic	3.0L (+5)	0:33.95	800-600 (0:10.93)	(0:14.64)	(0:11.59)	(0:10.93)	(0:11.17)	(0:11.13)	(0:11.65)		
5	8	Look At Rosa	1:11.13	0:25.58	66.0 (800-600)	1:11.13	0:57.20 [2]	0:45.55 [7]	0:34.54 [7]	0:23.34 [6]	0:12.02 [5]		
	(2)	Tahlia Fenlon	3.1L (-2)	0:34.55	800-600 (0:11.00)	(0:13.93)	(0:11.65)	(0:11.00)	(0:11.21)	(0:11.32)	(0:12.02)		
6	1	Silver City	1:11.15	0:25.68	66.3 (800-600)	1:11.15	0:57.12 [4]	0:45.46 [9]	0:34.14 [10]	0:22.96 [10]	0:11.72 [8]		
	(1)	Chris Whiteley	3.2L (+2)	0:34.14	600-400 (0:11.18)	(0:14.02)	(0:11.66)	(0:11.32)	(0:11.18)	(0:11.24)	(0:11.72)		
7	4	War Council	1:11.21	0:25.28	67.8 (800-600)	1:11.21	0:57.12 [6]	0:45.93 [3]	0:34.92 [3]	0:23.63 [3]	0:12.34 [2]		
	(8)	Ryan Wiggins	3.6L (+5)	0:34.93	800-600 (0:11.00)	(0:14.08)	(0:11.20)	(0:11.00)	(0:11.30)	(0:11.29)	(0:12.34)		
8	11	Wired For Fun	1:11.38	0:25.81	68.5 (800-600)	1:11.38	0:57.09 [9]	0:45.57 [10]	0:34.61 [9]	0:23.42 [9]	0:11.91 [10]		
	(11)	Raul Silvera Olivera	4.6L (+5)	0:34.61	800-600 (0:10.96)	(0:14.29)	(0:11.52)	(0:10.96)	(0:11.19)	(0:11.51)	(0:11.91)		
9	12	Line Of Kings	1:11.41	0:25.53	67.2 (800-600)	1:11.41	0:57.24 [7]	0:45.88 [5]	0:34.94 [4]	0:23.65 [5]	0:12.10 [7]		
	(9)	Chris Mclver	4.8L (+7)	0:34.95	800-600 (0:10.94)	(0:14.17)	(0:11.36)	(0:10.94)	(0:11.30)	(0:11.55)	(0:12.10)		
10	2	Heza Romeo	1:11.63	0:25.22	66.7 (1200 - 1000)	1:11.63	0:57.92 [1]	0:46.41 [1]	0:35.42 [1]	0:24.15 [1]	0:12.66 [3]		
	(3)	Nathan Thomas	6.1L (-2)	0:35.42	800-600 (0:10.99)	(0:13.71)	(0:11.51)	(0:10.99)	(0:11.27)	(0:11.49)	(0:12.66)		

Report Created: Sat 06 June 2026

(Note: Races are conducted over an approximate distance as close as possible to the advertised distance, and recorded data may vary accordingly. Official times refer to race times only and do not include handicap times.)

[] Position in running at each section and finish TAB# Saddle cloth number

Fastest split

:-:-- No data available at this section

BAR# Barrier/Gate Position

Fastest section

NA No data available

DNF Did not finish

DNT Did not track

DT-W Distance travelled compared to winner in metres



Townsville QLD
 Race 4: CHANNEL SEVEN BM55 Handicap - 1200m
 06 June 2026 - 3:06PM



Track Rating: Good 3, Weather: Fine, Rail Position: True Entire Circuit

Field Times
 (Race Tempo) 1:10.60 0:56.89 0:45.38 0:34.39 0:23.12 0:11.90
 (0:13.71) (0:11.51) (0:10.99) (0:11.27) (0:11.22) (0:11.90)

Rank	TAB#	Horse	Overall Time	First 400m	Top Speed km/h (Section)	L1200	L1000	L800	L600	L400	L200		
	(BAR#)	Jockey	Margin (DT-W)	Last 600m	Fastest Section (Time)	Start - 1000	1000 - 800	800 - 600	600 - 400	400 - 200	200 - Finish		
11	10	Our Folly	1:11.81	0:25.97	67.9 (800-600)	1:11.81	0:57.26 [11]	0:45.84 [11]	0:34.68 [11]	0:23.49 [11]	0:12.25 [11]		
	(12)	Adam Sewell	7.2L (+10)	0:34.68	800-600 (0:11.16)	(0:14.55)	(0:11.42)	(0:11.16)	(0:11.19)	(0:11.24)	(0:12.25)		
12	7	Fallguy	1:12.72	0:25.57	68.2 (800-600)	1:12.72	0:58.26 [10]	0:47.14 [6]	0:36.26 [4]	0:24.84 [7]	0:12.99 [12]		
	(6)	Peta Edwards	12.5L (+8)	0:36.26	800-600 (0:10.89)	(0:14.46)	(0:11.11)	(0:10.89)	(0:11.42)	(0:11.85)	(0:12.99)		

Report Created: Sat 06 June 2026

(Note: Races are conducted over an approximate distance as close as possible to the advertised distance, and recorded data may vary accordingly. Official times refer to race times only and do not include handicap times.)

[] Position in running at each section and finish TAB# Saddle cloth number
 -:-:- No data available at this section BAR# Barrier/Gate Position
 NA No data available DNF Did not finish
 DNT Did not track DT-W Distance travelled compared to winner in metres

Fastest split
 Fastest section

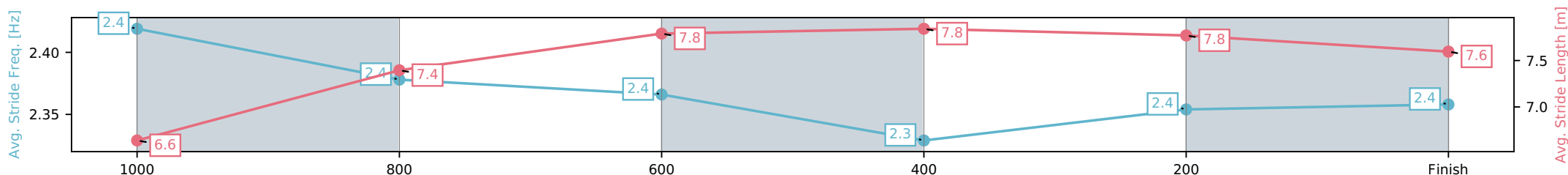
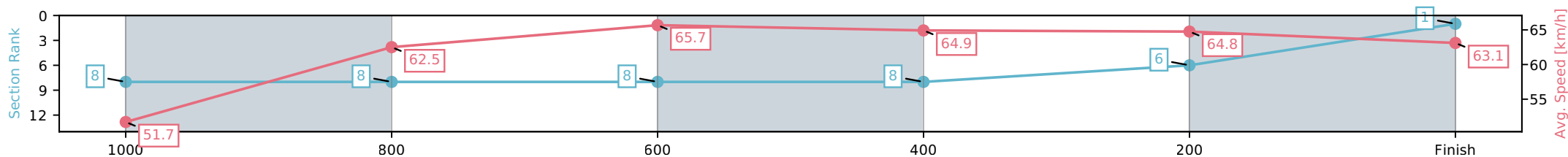
Horse/Jockey Name	Tipped Off/Lacey Morrison
Finish Rank	1
Fastest Section Time (Section)	0:11.05 (800-600)
Top Speed [km/h] (Section)	67.5 (600-400)
Race State	Finished



Townsville QLD --Professional-2026-06-06
 Race 4: CHANNEL SEVEN BM55 Handicap - 1200m
 06 June 2026 - 3:06PM
 Track Rating: Good 3, Weather: Fine, Rail Position: True Entire Circuit



Section	L1200	L1000	L800	L600	L400	L200
Section Times	1:10.60 (0:14.17)	0:56.43 [8] (0:11.52)	0:44.91 [8] (0:11.05)	0:33.86 [8] (0:11.22)	0:22.65 [8] (0:11.17)	0:11.48 [6] (0:11.48)
Average Speed [km/h]	51.7	62.5	65.7	64.9	64.8	63.1
Top Speed [km/h]	64.4	64.1	67.4	67.5	65.9	65.3
Avg. Dist. to Rail [m]	3.3	0.8	1.4	2.5	2.6	3.7
Avg. Stride Freq. [Hz]	2.4	2.4	2.4	2.3	2.4	2.4
Avg. Stride Length [m]	6.6	7.4	7.8	7.8	7.8	7.6



- [] Ranking at each section and finish
- :-:- No data available at this section
- NA No data available

Horse/Jockey Name	Kirkall/Ivo Fry
Finish Rank	2
Fastest Section Time (Section)	0:11.00 (800-600)
Top Speed [km/h] (Section)	66.2 (1200 - 1000)
Race State	Finished



Townsville QLD --Professional-2026-06-06

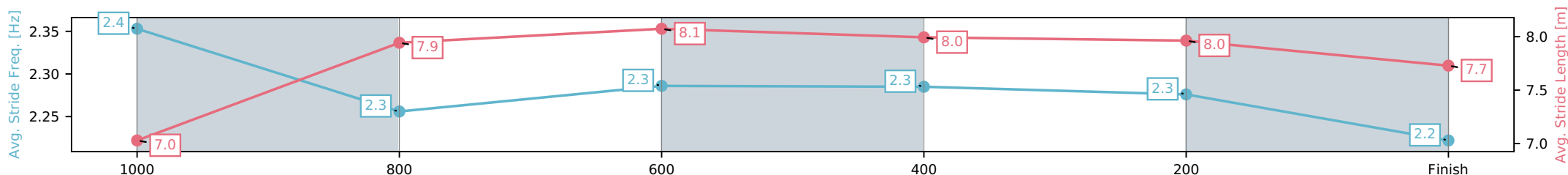
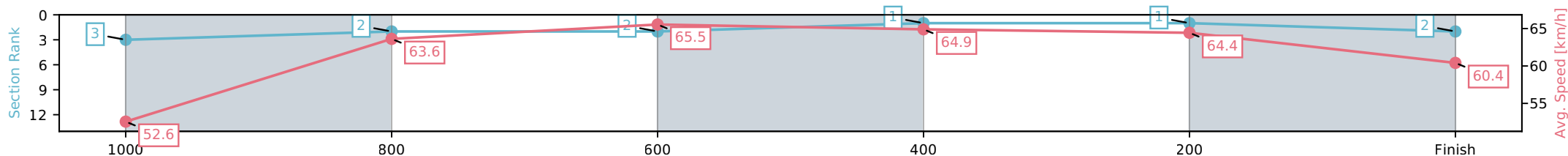
Race 4: CHANNEL SEVEN BM55 Handicap - 1200m

06 June 2026 - 3:06PM

Track Rating: Good 3, Weather: Fine, Rail Position: True Entire Circuit



Section	L1200	L1000	L800	L600	L400	L200
Section Times	1:10.71 (0:13.94)	0:56.77 [3] (0:11.29)	0:45.49 [2] (0:11.00)	0:34.49 [2] (0:11.26)	0:23.23 [1] (0:11.22)	0:12.01 [1] (0:12.01)
Average Speed [km/h]	52.6	63.6	65.5	64.9	64.4	60.4
Top Speed [km/h]	66.2	65.0	65.9	65.8	65.5	63.7
Avg. Dist. to Rail [m]	5.4	0.5	0.7	3.0	2.3	0.9
Avg. Stride Freq. [Hz]	2.4	2.3	2.3	2.3	2.3	2.2
Avg. Stride Length [m]	7.0	7.9	8.1	8.0	8.0	7.7



- [] Ranking at each section and finish
- :-:- No data available at this section
- NA No data available

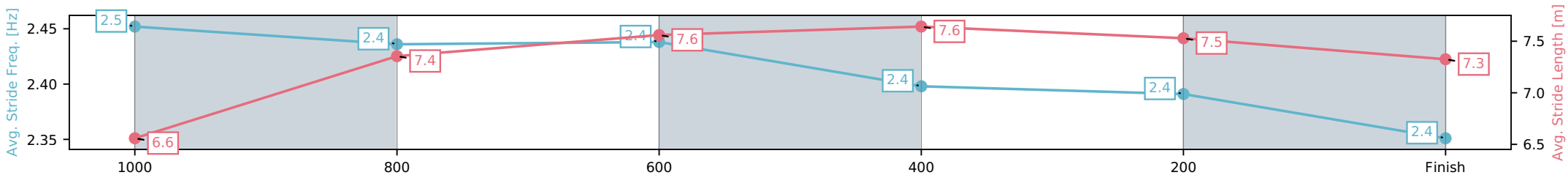
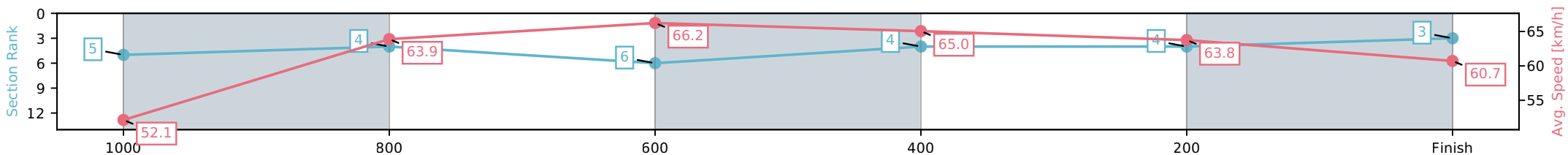
Horse/Jockey Name	Fly Fifer/Aidan Holt
Finish Rank	3
Fastest Section Time (Section)	0:11.01 (800-600)
Top Speed [km/h] (Section)	67.4 (800-600)
Race State	Finished



Townsville QLD --Professional-2026-06-06
 Race 4: CHANNEL SEVEN BM55 Handicap - 1200m
 06 June 2026 - 3:06PM
 Track Rating: Good 3, Weather: Fine, Rail Position: True Entire Circuit



Section	L1200	L1000	L800	L600	L400	L200
Section Times	1:11.00 (0:14.08)	0:56.92 [5] (0:11.42)	0:45.50 [4] (0:11.01)	0:34.49 [6] (0:11.21)	0:23.28 [4] (0:11.36)	0:11.92 [4] (0:11.92)
Average Speed [km/h]	52.1	63.9	66.2	65.0	63.8	60.7
Top Speed [km/h]	66.0	65.3	67.4	66.4	64.9	62.7
Avg. Dist. to Rail [m]	6.5	2.3	2.1	2.3	3.4	4.4
Avg. Stride Freq. [Hz]	2.5	2.4	2.4	2.4	2.4	2.4
Avg. Stride Length [m]	6.6	7.4	7.6	7.6	7.5	7.3



- [] Ranking at each section and finish
- :-:- No data available at this section
- NA No data available

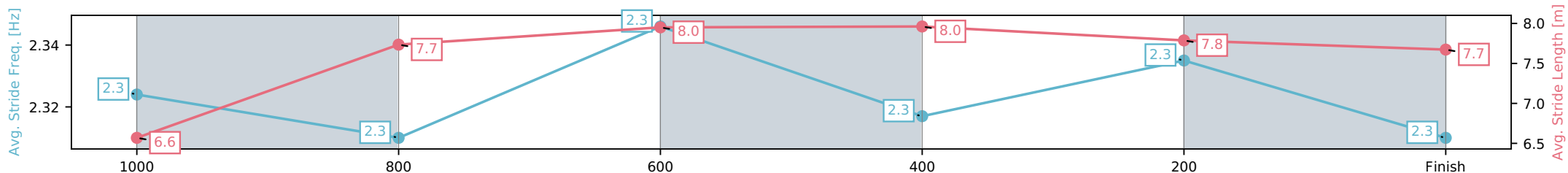
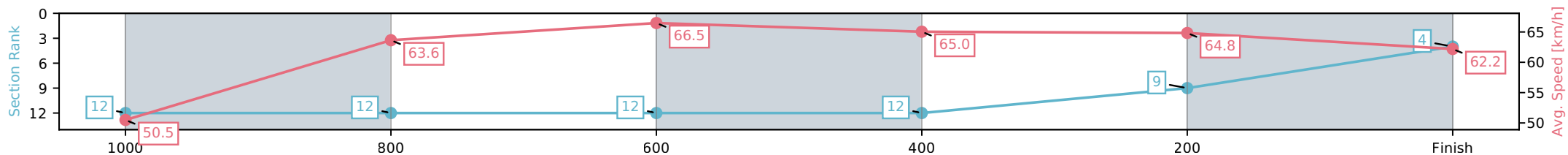
Horse/Jockey Name	Looming One/Chelsea Jokic
Finish Rank	4
Fastest Section Time (Section)	0:10.93 (800-600)
Top Speed [km/h] (Section)	67.8 (800-600)
Race State	Finished



Townsville QLD --Professional-2026-06-06
 Race 4: CHANNEL SEVEN BM55 Handicap - 1200m
 06 June 2026 - 3:06PM
 Track Rating: Good 3, Weather: Fine, Rail Position: True Entire Circuit



Section	L1200	L1000	L800	L600	L400	L200
Section Times	1:11.11 (0:14.64)	0:56.47 [12] (0:11.59)	0:44.89 [12] (0:10.93)	0:33.96 [12] (0:11.17)	0:22.78 [12] (0:11.13)	0:11.65 [9] (0:11.65)
Average Speed [km/h]	50.5	63.6	66.5	65.0	64.8	62.2
Top Speed [km/h]	63.8	64.3	67.8	66.4	65.2	65.0
Avg. Dist. to Rail [m]	9.7	4.7	1.2	1.5	2.2	4.0
Avg. Stride Freq. [Hz]	2.3	2.3	2.3	2.3	2.3	2.3
Avg. Stride Length [m]	6.6	7.7	8.0	8.0	7.8	7.7



- [] Ranking at each section and finish
- :-:- No data available at this section
- NA No data available

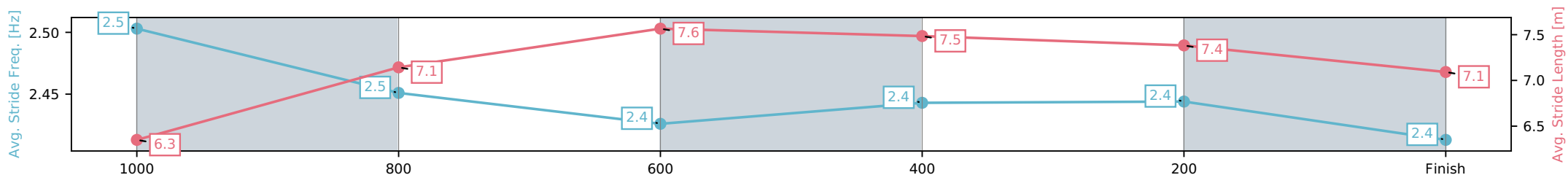
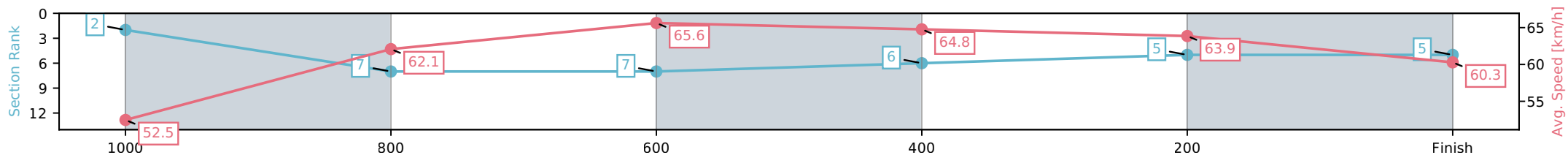
Horse/Jockey Name	Look At Rosa/Tahlia Fenlon
Finish Rank	5
Fastest Section Time (Section)	0:11.00 (800-600)
Top Speed [km/h] (Section)	66.0 (800-600)
Race State	Finished



Townsville QLD --Professional-2026-06-06
 Race 4: CHANNEL SEVEN BM55 Handicap - 1200m
 06 June 2026 - 3:06PM
 Track Rating: Good 3, Weather: Fine, Rail Position: True Entire Circuit



Section	L1200	L1000	L800	L600	L400	L200
Section Times	1:11.13 (0:13.93)	0:57.20 [2] (0:11.65)	0:45.55 [7] (0:11.00)	0:34.54 [7] (0:11.21)	0:23.34 [6] (0:11.32)	0:12.02 [5] (0:12.02)
Average Speed [km/h]	52.5	62.1	65.6	64.8	63.9	60.3
Top Speed [km/h]	64.3	63.5	66.0	65.8	64.7	61.8
Avg. Dist. to Rail [m]	3.0	0.5	0.4	1.3	2.5	2.9
Avg. Stride Freq. [Hz]	2.5	2.5	2.4	2.4	2.4	2.4
Avg. Stride Length [m]	6.3	7.1	7.6	7.5	7.4	7.1



- [] Ranking at each section and finish
- :-:- No data available at this section
- NA No data available

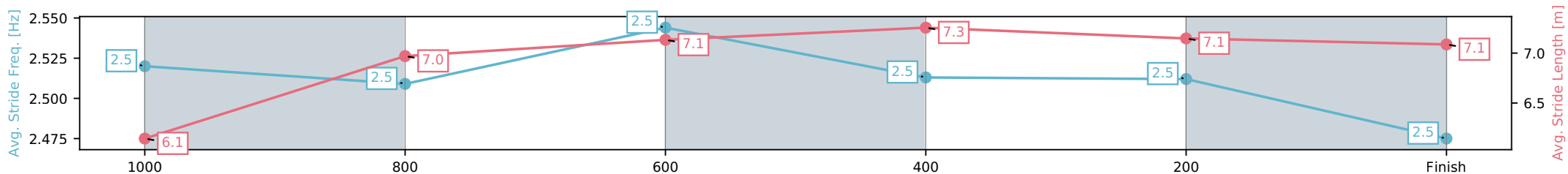
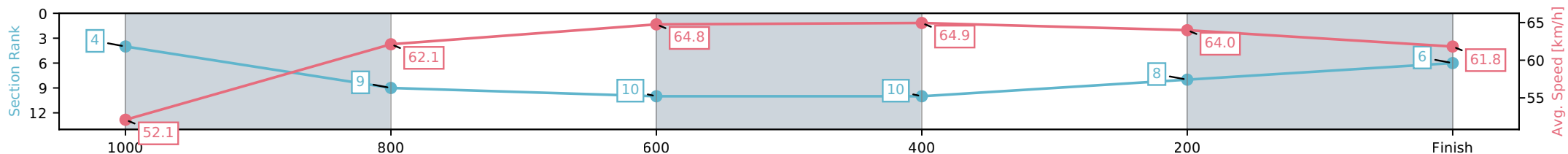
Horse/Jockey Name	Silver City/Chris Whiteley
Finish Rank	6
Fastest Section Time (Section)	0:11.18 (600-400)
Top Speed [km/h] (Section)	66.3 (800-600)
Race State	Finished



Townsville QLD --Professional-2026-06-06
 Race 4: CHANNEL SEVEN BM55 Handicap - 1200m
 06 June 2026 - 3:06PM
 Track Rating: Good 3, Weather: Fine, Rail Position: True Entire Circuit



Section	L1200	L1000	L800	L600	L400	L200
Section Times	1:11.15 (0:14.02)	0:57.12 [4] (0:11.66)	0:45.46 [9] (0:11.32)	0:34.14 [10] (0:11.18)	0:22.96 [10] (0:11.24)	0:11.72 [8] (0:11.72)
Average Speed [km/h]	52.1	62.1	64.8	64.9	64.0	61.8
Top Speed [km/h]	64.2	63.9	66.3	65.9	64.7	63.9
Avg. Dist. to Rail [m]	2.4	1.3	3.4	1.8	0.9	4.5
Avg. Stride Freq. [Hz]	2.5	2.5	2.5	2.5	2.5	2.5
Avg. Stride Length [m]	6.1	7.0	7.1	7.3	7.1	7.1



- [] Ranking at each section and finish
- :-:- No data available at this section
- NA No data available

Horse/Jockey Name	War Council/Ryan Wiggins
Finish Rank	7
Fastest Section Time (Section)	0:11.00 (800-600)
Top Speed [km/h] (Section)	67.8 (800-600)
Race State	Finished



Townsville QLD --Professional-2026-06-06

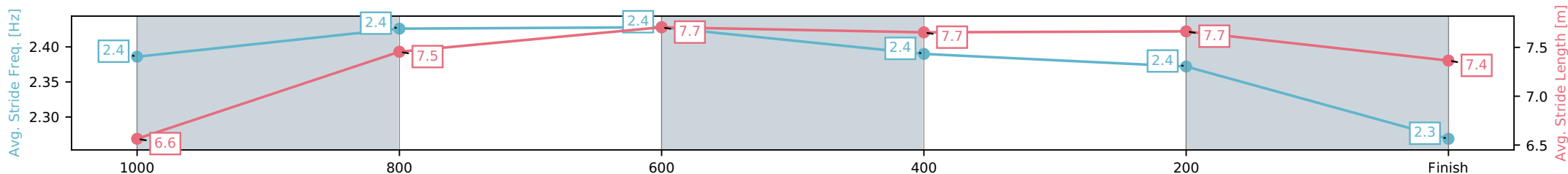
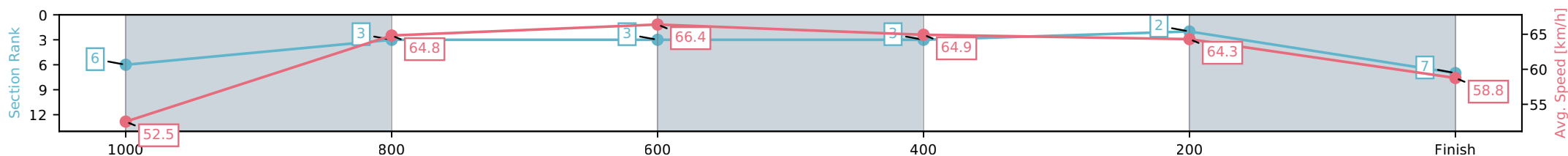
Race 4: CHANNEL SEVEN BM55 Handicap - 1200m

06 June 2026 - 3:06PM

Track Rating: Good 3, Weather: Fine, Rail Position: True Entire Circuit



Section	L1200	L1000	L800	L600	L400	L200
Section Times	1:11.21 (0:14.08)	0:57.12 [6] (0:11.20)	0:45.93 [3] (0:11.00)	0:34.92 [3] (0:11.30)	0:23.63 [3] (0:11.29)	0:12.34 [2] (0:12.34)
Average Speed [km/h]	52.5	64.8	66.4	64.9	64.3	58.8
Top Speed [km/h]	64.6	66.4	67.8	65.7	66.1	61.5
Avg. Dist. to Rail [m]	7.6	1.7	2.8	3.7	4.5	3.6
Avg. Stride Freq. [Hz]	2.4	2.4	2.4	2.4	2.4	2.3
Avg. Stride Length [m]	6.6	7.5	7.7	7.7	7.7	7.4



- [] Ranking at each section and finish
- :-:- No data available at this section
- NA No data available

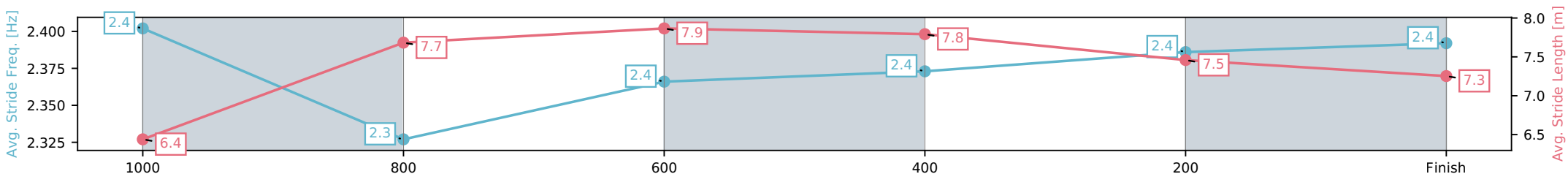
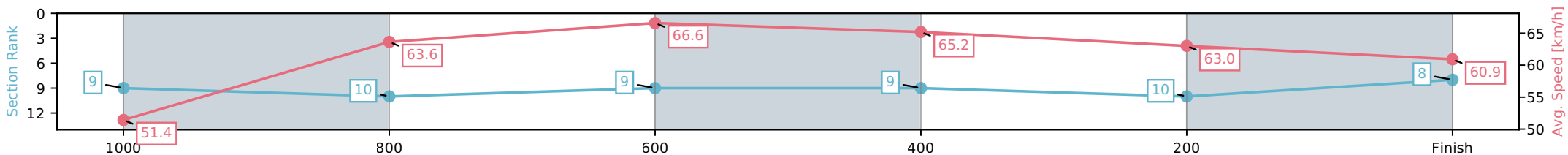
Horse/Jockey Name	Wired For Fun/Raul Silvera Olivera
Finish Rank	8
Fastest Section Time (Section)	0:10.96 (800-600)
Top Speed [km/h] (Section)	68.5 (800-600)
Race State	Finished



Townsville QLD --Professional-2026-06-06
 Race 4: CHANNEL SEVEN BM55 Handicap - 1200m
 06 June 2026 - 3:06PM
 Track Rating: Good 3, Weather: Fine, Rail Position: True Entire Circuit



Section	L1200	L1000	L800	L600	L400	L200
Section Times	1:11.38 (0:14.29)	0:57.09 [9] (0:11.52)	0:45.57 [10] (0:10.96)	0:34.61 [9] (0:11.19)	0:23.42 [9] (0:11.51)	0:11.91 [10] (0:11.91)
Average Speed [km/h]	51.4	63.6	66.6	65.2	63.0	60.9
Top Speed [km/h]	63.9	64.7	68.5	66.6	63.9	62.6
Avg. Dist. to Rail [m]	10.2	3.7	2.7	2.9	4.8	8.3
Avg. Stride Freq. [Hz]	2.4	2.3	2.4	2.4	2.4	2.4
Avg. Stride Length [m]	6.4	7.7	7.9	7.8	7.5	7.3



- [] Ranking at each section and finish
- :-:- No data available at this section
- NA No data available

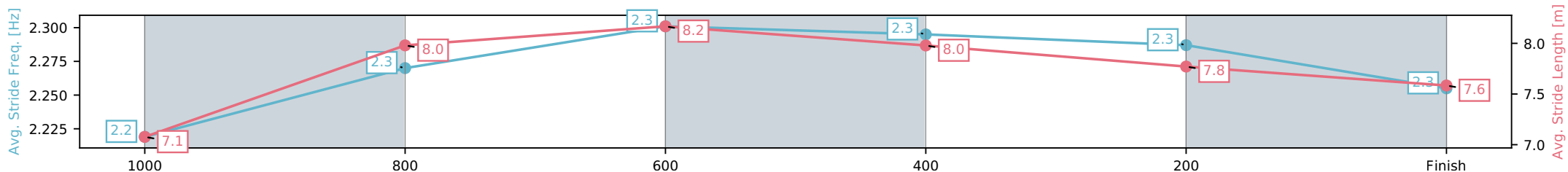
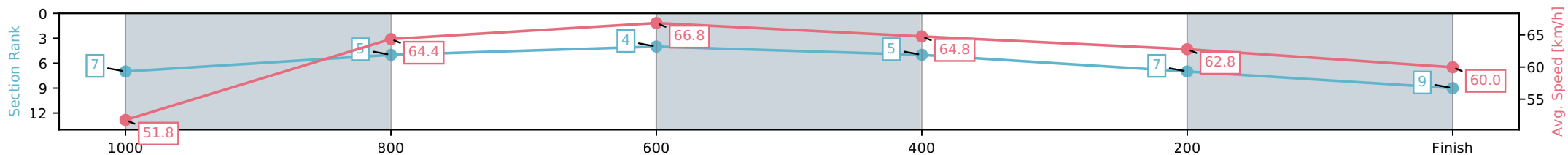
Horse/Jockey Name	Line Of Kings/Chris McIver
Finish Rank	9
Fastest Section Time (Section)	0:10.94 (800-600)
Top Speed [km/h] (Section)	67.2 (800-600)
Race State	Finished



Townsville QLD --Professional-2026-06-06
 Race 4: CHANNEL SEVEN BM55 Handicap - 1200m
 06 June 2026 - 3:06PM
 Track Rating: Good 3, Weather: Fine, Rail Position: True Entire Circuit



Section	L1200	L1000	L800	L600	L400	L200
Section Times	1:11.41 (0:14.17)	0:57.24 [7] (0:11.36)	0:45.88 [5] (0:10.94)	0:34.94 [4] (0:11.30)	0:23.65 [5] (0:11.55)	0:12.10 [7] (0:12.10)
Average Speed [km/h]	51.8	64.4	66.8	64.8	62.8	60.0
Top Speed [km/h]	64.8	65.8	67.2	65.9	63.6	61.8
Avg. Dist. to Rail [m]	8.5	3.0	3.2	3.6	3.9	5.9
Avg. Stride Freq. [Hz]	2.2	2.3	2.3	2.3	2.3	2.3
Avg. Stride Length [m]	7.1	8.0	8.2	8.0	7.8	7.6



- [] Ranking at each section and finish
- :-:- No data available at this section
- NA No data available

Horse/Jockey Name	Heza Romeo/Nathan Thomas
Finish Rank	10
Fastest Section Time (Section)	0:10.99 (800-600)
Top Speed [km/h] (Section)	66.7 (1200 - 1000)
Race State	Finished



Townsville QLD --Professional-2026-06-06

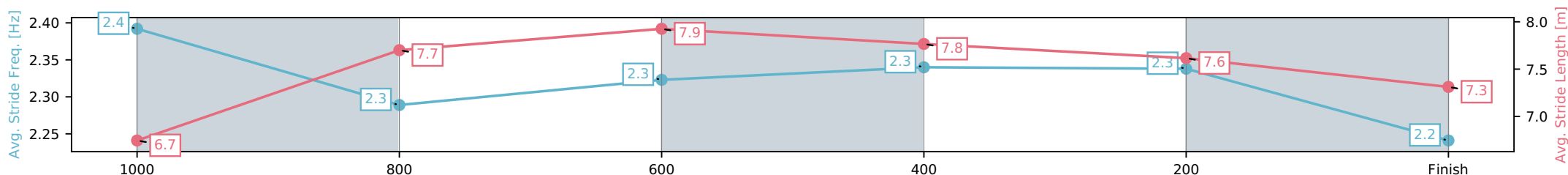
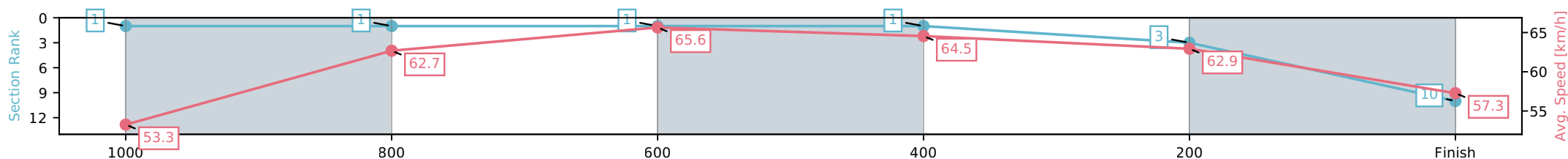
Race 4: CHANNEL SEVEN BM55 Handicap - 1200m

06 June 2026 - 3:06PM

Track Rating: Good 3, Weather: Fine, Rail Position: True Entire Circuit



Section	L1200	L1000	L800	L600	L400	L200
Section Times	1:11.63 (0:13.71)	0:57.92 [1] (0:11.51)	0:46.41 [1] (0:10.99)	0:35.42 [1] (0:11.27)	0:24.15 [1] (0:11.49)	0:12.66 [3] (0:12.66)
Average Speed [km/h]	53.3	62.7	65.6	64.5	62.9	57.3
Top Speed [km/h]	66.7	64.4	66.3	65.7	65.3	60.6
Avg. Dist. to Rail [m]	4.6	0.7	0.7	2.4	1.7	1.3
Avg. Stride Freq. [Hz]	2.4	2.3	2.3	2.3	2.3	2.2
Avg. Stride Length [m]	6.7	7.7	7.9	7.8	7.6	7.3



- [] Ranking at each section and finish
- :-:- No data available at this section
- NA No data available

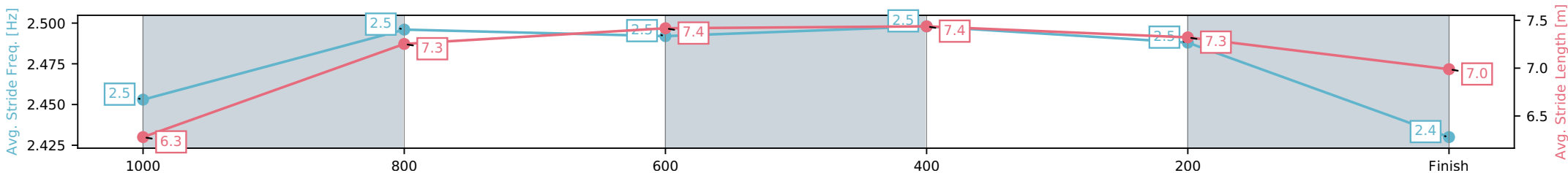
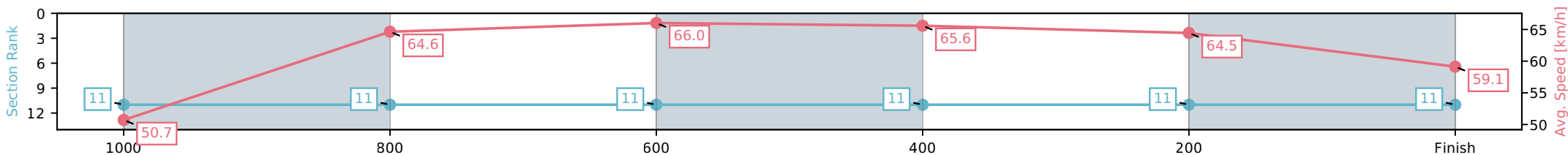
Horse/Jockey Name	Our Folly/Adam Sewell
Finish Rank	11
Fastest Section Time (Section)	0:11.16 (800-600)
Top Speed [km/h] (Section)	67.9 (800-600)
Race State	Finished



Townsville QLD --Professional-2026-06-06
 Race 4: CHANNEL SEVEN BM55 Handicap - 1200m
 06 June 2026 - 3:06PM
 Track Rating: Good 3, Weather: Fine, Rail Position: True Entire Circuit



Section	L1200	L1000	L800	L600	L400	L200
Section Times	1:11.81 (0:14.55)	0:57.26 [11] (0:11.42)	0:45.84 [11] (0:11.16)	0:34.68 [11] (0:11.19)	0:23.49 [11] (0:11.24)	0:12.25 [11] (0:12.25)
Average Speed [km/h]	50.7	64.6	66.0	65.6	64.5	59.1
Top Speed [km/h]	62.8	65.7	67.9	67.6	65.3	62.7
Avg. Dist. to Rail [m]	11.7	5.3	4.5	3.8	4.0	5.1
Avg. Stride Freq. [Hz]	2.5	2.5	2.5	2.5	2.5	2.4
Avg. Stride Length [m]	6.3	7.3	7.4	7.4	7.3	7.0



- [] Ranking at each section and finish
- :-:- No data available at this section
- NA No data available

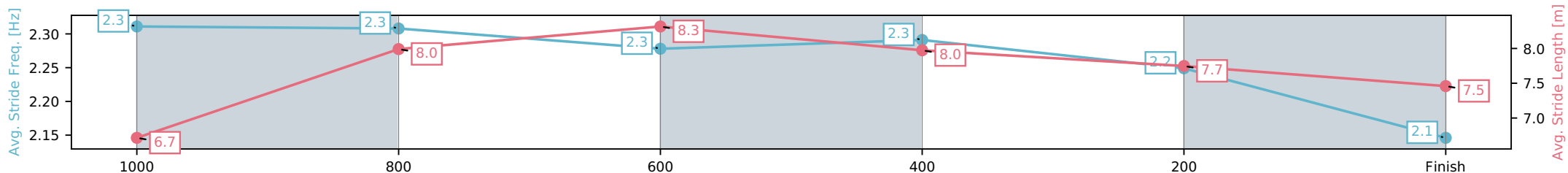
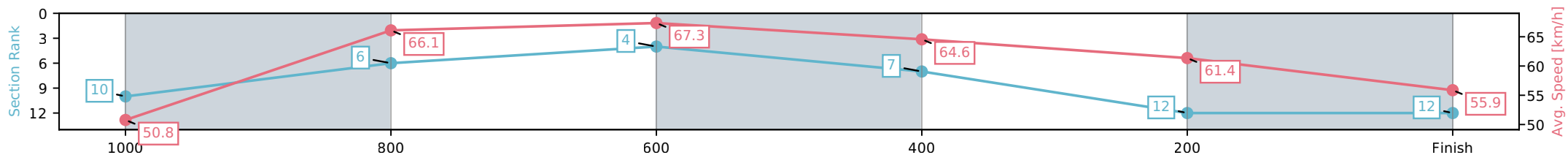
Horse/Jockey Name	Fallguy/Peta Edwards
Finish Rank	12
Fastest Section Time (Section)	0:10.89 (800-600)
Top Speed [km/h] (Section)	68.2 (800-600)
Race State	Finished



Townsville QLD --Professional-2026-06-06
 Race 4: CHANNEL SEVEN BM55 Handicap - 1200m
 06 June 2026 - 3:06PM
 Track Rating: Good 3, Weather: Fine, Rail Position: True Entire Circuit



Section	L1200	L1000	L800	L600	L400	L200
Section Times	1:12.72 (0:14.46)	0:58.26 [10] (0:11.11)	0:47.14 [6] (0:10.89)	0:36.26 [4] (0:11.42)	0:24.84 [7] (0:11.85)	0:12.99 [12] (0:12.99)
Average Speed [km/h]	50.8	66.1	67.3	64.6	61.4	55.9
Top Speed [km/h]	63.3	67.2	68.2	66.7	62.7	59.0
Avg. Dist. to Rail [m]	7.2	4.6	4.0	5.1	5.2	7.1
Avg. Stride Freq. [Hz]	2.3	2.3	2.3	2.3	2.2	2.1
Avg. Stride Length [m]	6.7	8.0	8.3	8.0	7.7	7.5



- [] Ranking at each section and finish
- :-:- No data available at this section
- NA No data available



Townsville QLD

Race 5: Country Fest 12-13th June @ Cluden Park OPEN Handicap - 1200m

06 June 2026 - 3:42PM

Track Rating: Good 3, Weather: Fine, Rail Position: True Entire Circuit



Field Times (Race Tempo) 1:09.12 0:55.70 0:45.11 0:34.44 0:23.40 0:12.92
 (0:13.42) (0:10.59) (0:10.67) (0:11.04) (0:10.47) (0:12.92)

Rank	TAB#	Horse	Overall Time	First 400m	Top Speed km/h (Section)	L1200	L1000	L800	L600	L400	L200		
	(BAR#)	Jockey	Margin (DT-W)	Last 600m	Fastest Section (Time)	Start - 1000	1000 - 800	800 - 600	600 - 400	400 - 200	200 - Finish		
0	4	DOUBTING EYE	0:00.00	Data was not able to be tracked for this horse		--:--	--:--	--:--	--:--	--:--	--:--	--:--	--:--
	(10)	Raul Silvera Olivera	4.29										
0	7	MEDIA EMPIRE	0:00.00	Data was not able to be tracked for this horse		--:--	--:--	--:--	--:--	--:--	--:--	--:--	--:--
	(7)	Chris McIver	2.39										
1	9	Odegaard	1:09.12	0:25.19	70.9 (800-600)	1:09.12	0:54.71	0:43.93	0:33.39	0:22.43	0:11.45		
	(8)	Chelsea Jolic		0:33.39	800-600 (0:10.54)	(0:14.41)	(0:10.78)	(0:10.54)	(0:10.96)	(0:10.98)	(0:11.45)		
2	2	Valenki	1:09.19	0:24.59	69.3 (800-600)	1:09.19	0:55.54	0:44.60	0:33.92	0:23.00	0:11.77		
	(5)	Aidan Holt	0.4L (-1)	0:33.92	800-600 (0:10.68)	(0:13.65)	(0:10.94)	(0:10.68)	(0:10.92)	(0:11.23)	(0:11.77)		
3	11	Rouge Moulin	1:09.26	0:24.57	69.4 (1000-800)	1:09.26	0:55.36	0:44.69	0:34.09	0:23.08	0:11.81		
	(2)	Lacey Morrison	0.8L (-6)	0:34.09	800-600 (0:10.60)	(0:13.90)	(0:10.67)	(0:10.60)	(0:11.01)	(0:11.27)	(0:11.81)		
4	10	Colours Of Autumn	1:09.36	0:24.96	69.9 (1000-800)	1:09.36	0:55.07	0:44.40	0:33.82	0:22.86	0:11.61		
	(3)	Adam Spinks	1.4L (-4)	0:33.82	800-600 (0:10.59)	(0:14.29)	(0:10.67)	(0:10.59)	(0:10.96)	(0:11.25)	(0:11.61)		
5	5	Turbeau	1:09.37	0:24.75	69.7 (800-600)	1:09.37	0:55.41	0:44.62	0:33.95	0:23.04	0:11.72		
	(4)	Ryan Wiggins	1.5L (-6)	0:33.96	800-600 (0:10.67)	(0:13.96)	(0:10.79)	(0:10.67)	(0:10.92)	(0:11.32)	(0:11.72)		
7	3	Hellish	1:09.66	0:24.01	73.5 (1200 - 1000)	1:09.66	0:56.24	0:45.65	0:34.94	0:23.94	0:12.54		
	(1)	Tahlia Fenlon	3.2L (-5)	0:34.93	1000-800 (0:10.59)	(0:13.42)	(0:10.59)	(0:10.71)	(0:11.00)	(0:11.39)	(0:12.54)		
8	6	Armour Force	1:09.82	0:25.25	71.6 (1000-800)	1:09.82	0:55.27	0:44.57	0:34.01	0:23.21	0:11.95		
	(11)	Nathan Thomas	4.1L (-3)	0:34.01	800-600 (0:10.56)	(0:14.55)	(0:10.70)	(0:10.56)	(0:10.80)	(0:11.26)	(0:11.95)		
10	8	Under The Limit	1:10.14	0:24.30	69.5 (1000-800)	1:10.14	0:56.49	0:45.84	0:35.06	0:23.99	0:12.49		
	(6)	Ivo Fry	6.0L (-5)	0:35.06	1000-800 (0:10.65)	(0:13.65)	(0:10.65)	(0:10.78)	(0:11.07)	(0:11.50)	(0:12.49)		

Report Created: Sat 06 June 2026

(Note: Races are conducted over an approximate distance as close as possible to the advertised distance, and recorded data may vary accordingly. Official times refer to race times only and do not include handicap times.)

- [] Position in running at each section and finish TAB# Saddle cloth number
- :-- No data available at this section BAR# Barrier/Gate Position
- NA No data available DNF Did not finish
- DNT Did not track DT-W Distance travelled compared to winner in metres
- Fastest split
- Fastest section



Townsville QLD

Race 5: Country Fest 12-13th June @ Cluden Park OPEN Handicap - 1200m

06 June 2026 - 3:42PM

Track Rating: Good 3, Weather: Fine, Rail Position: True Entire Circuit



Field Times
(Race Tempo)

1:09.12	0:55.70	0:45.11	0:34.44	0:23.40	0:12.92
(0:13.42)	(0:10.59)	(0:10.67)	(0:11.04)	(0:10.47)	(0:12.92)

Rank	TAB#	Horse	Overall Time	First 400m	Top Speed km/h (Section)	L1200	L1000	L800	L600	L400	L200		
	(BAR#)	Jockey	Margin (DT-W)	Last 600m	Fastest Section (Time)	Start - 1000	1000 - 800	800 - 600	600 - 400	400 - 200	200 - Finish		
11	1	Obligated	1:10.39	0:24.17	69.6 (1000-800)	1:10.39	0:56.95	0:46.22	0:35.41	0:24.31	0:12.69		
	(9)	Adam Sewell	7.4L (-2)	0:35.41	1000-800 (0:10.73)	(0:13.44)	(0:10.73)	(0:10.81)	(0:11.10)	(0:11.62)	(0:12.69)		

Report Created: Sat 06 June 2026

(Note: Races are conducted over an approximate distance as close as possible to the advertised distance, and recorded data may vary accordingly. Official times refer to race times only and do not include handicap times.)

[] Position in running at each section and finish TAB# Saddle cloth number
 -:-:- No data available at this section BAR# Barrier/Gate Position
 NA No data available DNF Did not finish
 DNT Did not track DT-W Distance travelled compared to winner in metres

Fastest split
 Fastest section

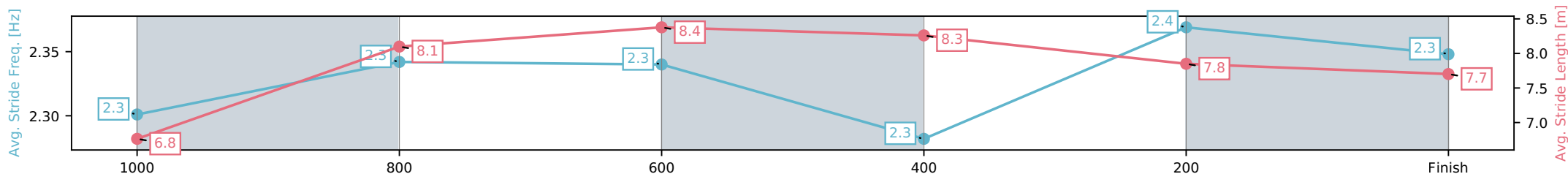
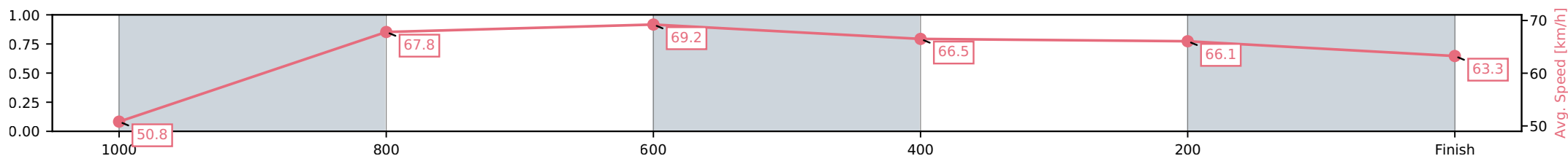
Horse/Jockey Name	Odegaard/Chelsea Jokic
Finish Rank	1
Fastest Section Time (Section)	0:10.54 (800-600)
Top Speed [km/h] (Section)	70.9 (800-600)
Race State	Finished



Townsville QLD --Professional-2026-06-06
 Race 5: Country Fest 12-13th June @ Cluden Park OPEN
 Handicap - 1200m
 06 June 2026 - 3:42PM
 Track Rating: Good 3, Weather: Fine, Rail Position: True Entire Circuit



Section	L1200	L1000	L800	L600	L400	L200
Section Times	1:09.12 (0:14.41)	0:54.71 (0:10.78)	0:43.93 (0:10.54)	0:33.39 (0:10.96)	0:22.43 (0:10.98)	0:11.45 (0:11.45)
Average Speed [km/h]	50.8	67.8	69.2	66.5	66.1	63.3
Top Speed [km/h]	65.1	69.8	70.9	67.9	67.3	66.0
Avg. Dist. to Rail [m]	6.5	3.4	2.8	2.5	5.5	5.0
Avg. Stride Freq. [Hz]	2.3	2.3	2.3	2.3	2.4	2.3
Avg. Stride Length [m]	6.8	8.1	8.4	8.3	7.8	7.7



- [] Ranking at each section and finish
- :-:- No data available at this section
- NA No data available

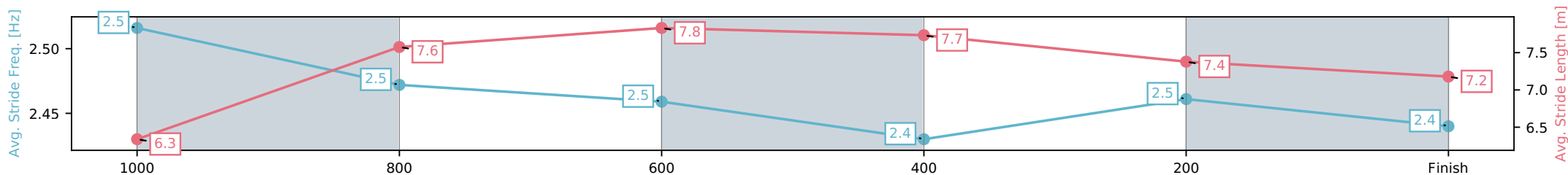
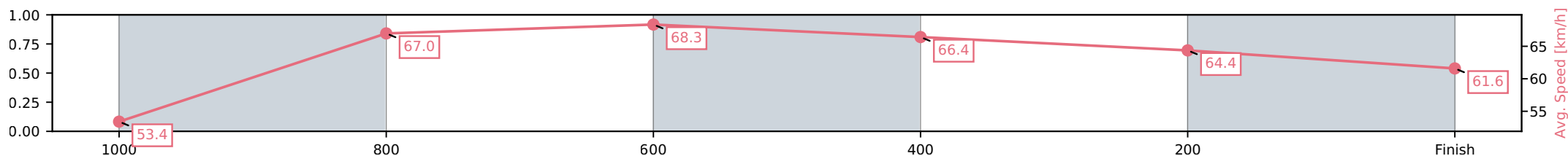
Horse/Jockey Name	Valenki/Aidan Holt
Finish Rank	2
Fastest Section Time (Section)	0:10.68 (800-600)
Top Speed [km/h] (Section)	69.3 (800-600)
Race State	Finished



Townsville QLD --Professional-2026-06-06
 Race 5: Country Fest 12-13th June @ Cluden Park OPEN
 Handicap - 1200m
 06 June 2026 - 3:42PM
 Track Rating: Good 3, Weather: Fine, Rail Position: True Entire Circuit



Section	L1200	L1000	L800	L600	L400	L200
Section Times	1:09.19 (0:13.65)	0:55.54 (0:10.94)	0:44.60 (0:10.68)	0:33.92 (0:10.92)	0:23.00 (0:11.23)	0:11.77 (0:11.77)
Average Speed [km/h]	53.4	67.0	68.3	66.4	64.4	61.6
Top Speed [km/h]	66.5	68.5	69.3	67.8	65.5	63.4
Avg. Dist. to Rail [m]	5.3	3.5	3.0	1.6	2.3	3.7
Avg. Stride Freq. [Hz]	2.5	2.5	2.5	2.4	2.5	2.4
Avg. Stride Length [m]	6.3	7.6	7.8	7.7	7.4	7.2



- [] Ranking at each section and finish
- :-:- No data available at this section
- NA No data available

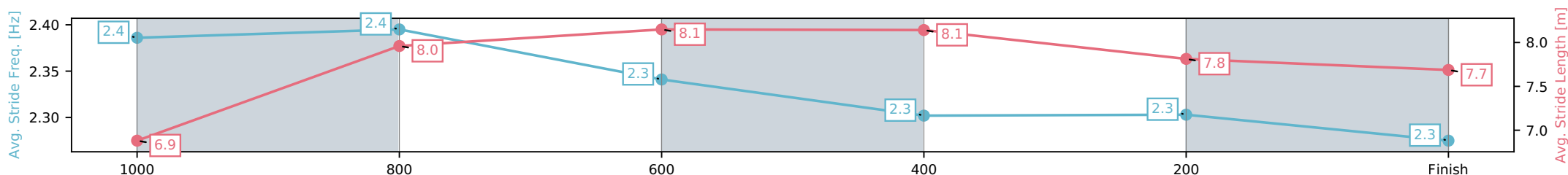
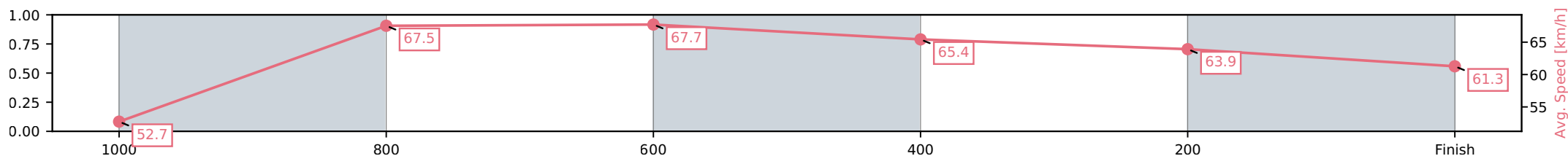
Horse/Jockey Name	Rouge Moulin/Lacey Morrison
Finish Rank	3
Fastest Section Time (Section)	0:10.60 (800-600)
Top Speed [km/h] (Section)	69.4 (1000-800)
Race State	Finished



Townsville QLD --Professional-2026-06-06
 Race 5: Country Fest 12-13th June @ Cluden Park OPEN
 Handicap - 1200m
 06 June 2026 - 3:42PM
 Track Rating: Good 3, Weather: Fine, Rail Position: True Entire Circuit



Section	L1200	L1000	L800	L600	L400	L200
Section Times	1:09.26 (0:13.90)	0:55.36 (0:10.67)	0:44.69 (0:10.60)	0:34.09 (0:11.01)	0:23.08 (0:11.27)	0:11.81 (0:11.81)
Average Speed [km/h]	52.7	67.5	67.7	65.4	63.9	61.3
Top Speed [km/h]	68.5	69.4	68.5	67.6	65.9	65.0
Avg. Dist. to Rail [m]	2.8	0.3	0.7	0.4	0.7	2.2
Avg. Stride Freq. [Hz]	2.4	2.4	2.3	2.3	2.3	2.3
Avg. Stride Length [m]	6.9	8.0	8.1	8.1	7.8	7.7



[] Ranking at each section and finish
 -:-:- No data available at this section
 NA No data available

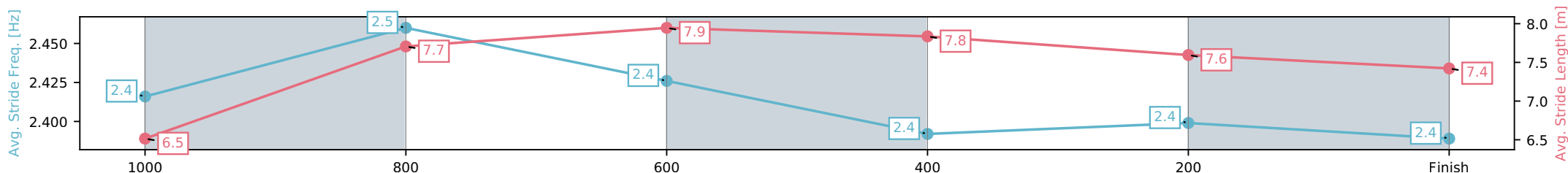
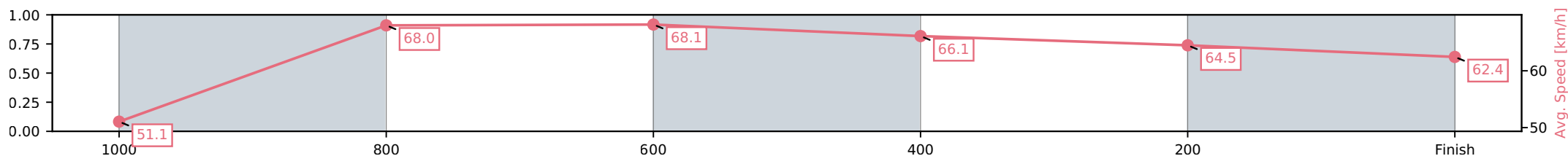
Horse/Jockey Name	Colours Of Autumn/Adam Spinks
Finish Rank	4
Fastest Section Time (Section)	0:10.59 (800-600)
Top Speed [km/h] (Section)	69.9 (1000-800)
Race State	Finished



Townsville QLD --Professional-2026-06-06
 Race 5: Country Fest 12-13th June @ Cluden Park OPEN
 Handicap - 1200m
 06 June 2026 - 3:42PM
 Track Rating: Good 3, Weather: Fine, Rail Position: True Entire Circuit



Section	L1200	L1000	L800	L600	L400	L200
Section Times	1:09.36 (0:14.29)	0:55.07 (0:10.67)	0:44.40 (0:10.59)	0:33.82 (0:10.96)	0:22.86 (0:11.25)	0:11.61 (0:11.61)
Average Speed [km/h]	51.1	68.0	68.1	66.1	64.5	62.4
Top Speed [km/h]	64.7	69.9	69.9	68.3	65.2	64.0
Avg. Dist. to Rail [m]	4.4	1.5	0.3	1.4	5.1	7.5
Avg. Stride Freq. [Hz]	2.4	2.5	2.4	2.4	2.4	2.4
Avg. Stride Length [m]	6.5	7.7	7.9	7.8	7.6	7.4



- [] Ranking at each section and finish
- :-:- No data available at this section
- NA No data available

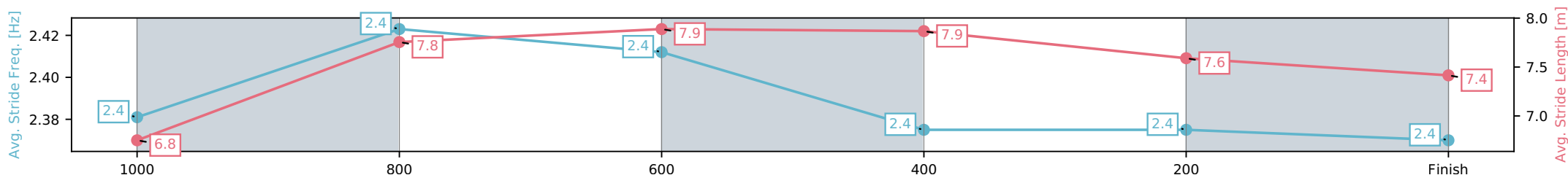
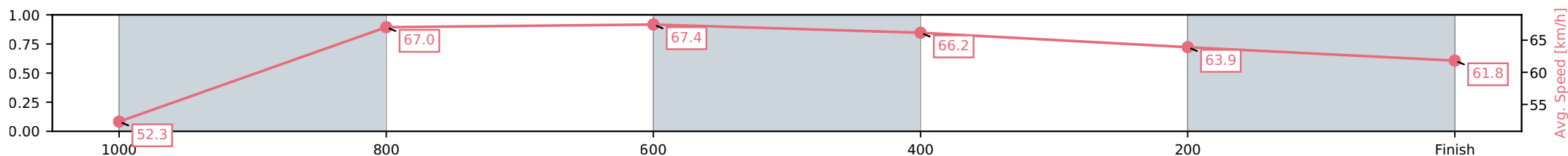
Horse/Jockey Name	Turbeau/Ryan Wiggins
Finish Rank	5
Fastest Section Time (Section)	0:10.67 (800-600)
Top Speed [km/h] (Section)	69.7 (800-600)
Race State	Finished



Townsville QLD --Professional-2026-06-06
 Race 5: Country Fest 12-13th June @ Cluden Park OPEN
 Handicap - 1200m
 06 June 2026 - 3:42PM
 Track Rating: Good 3, Weather: Fine, Rail Position: True Entire Circuit



Section	L1200	L1000	L800	L600	L400	L200
Section Times	1:09.37 (0:13.96)	0:55.41 (0:10.79)	0:44.62 (0:10.67)	0:33.95 (0:10.92)	0:23.04 (0:11.32)	0:11.72 (0:11.72)
Average Speed [km/h]	52.3	67.0	67.4	66.2	63.9	61.8
Top Speed [km/h]	65.9	69.5	69.7	68.4	65.0	63.9
Avg. Dist. to Rail [m]	3.3	0.6	0.4	0.4	3.4	5.2
Avg. Stride Freq. [Hz]	2.4	2.4	2.4	2.4	2.4	2.4
Avg. Stride Length [m]	6.8	7.8	7.9	7.9	7.6	7.4



- [] Ranking at each section and finish
- :-:- No data available at this section
- NA No data available

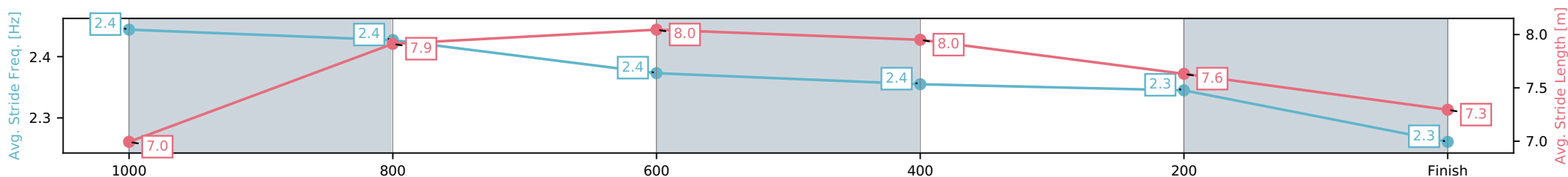
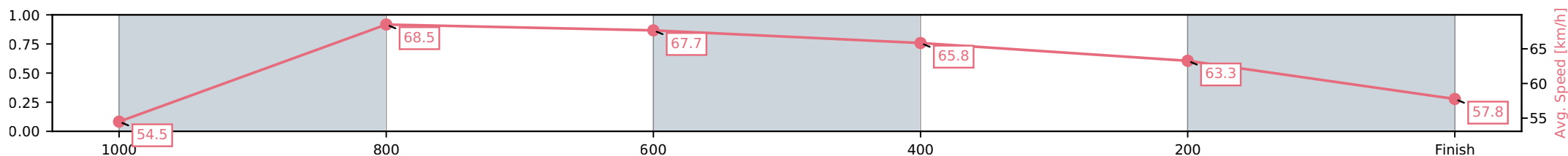
Horse/Jockey Name	Hellish/Tahlia Fenlon
Finish Rank	7
Fastest Section Time (Section)	0:10.59 (1000-800)
Top Speed [km/h] (Section)	73.5 (1200 - 1000)
Race State	Finished



Townsville QLD --Professional-2026-06-06
 Race 5: Country Fest 12-13th June @ Cluden Park OPEN
 Handicap - 1200m
 06 June 2026 - 3:42PM
 Track Rating: Good 3, Weather: Fine, Rail Position: True Entire Circuit



Section	L1200	L1000	L800	L600	L400	L200
Section Times	1:09.66 (0:13.42)	0:56.24 (0:10.59)	0:45.65 (0:10.71)	0:34.94 (0:11.00)	0:23.94 (0:11.39)	0:12.54 (0:12.54)
Average Speed [km/h]	54.5	68.5	67.7	65.8	63.3	57.8
Top Speed [km/h]	73.5	69.7	68.6	67.4	64.9	61.2
Avg. Dist. to Rail [m]	1.3	1.1	1.1	0.9	1.5	1.6
Avg. Stride Freq. [Hz]	2.4	2.4	2.4	2.4	2.3	2.3
Avg. Stride Length [m]	7.0	7.9	8.0	8.0	7.6	7.3



- [] Ranking at each section and finish
- :-:- No data available at this section
- NA No data available

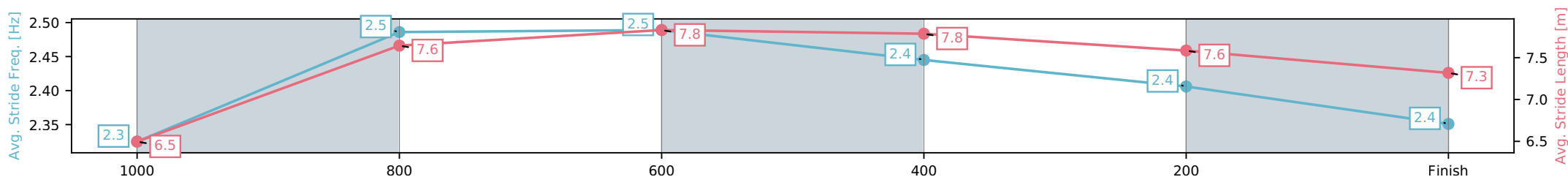
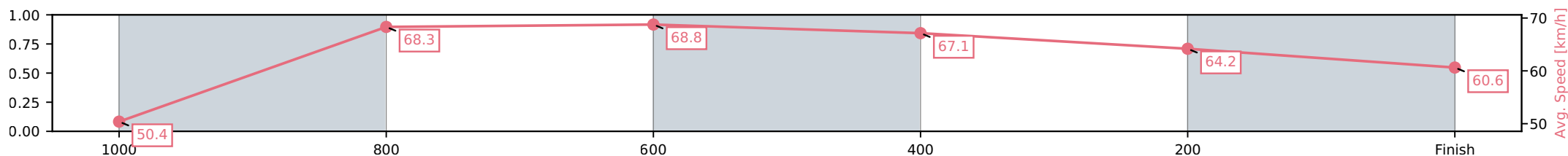
Horse/Jockey Name	Armour Force/Nathan Thomas
Finish Rank	8
Fastest Section Time (Section)	0:10.56 (800-600)
Top Speed [km/h] (Section)	71.6 (1000-800)
Race State	Finished



Townsville QLD --Professional-2026-06-06
 Race 5: Country Fest 12-13th June @ Cluden Park OPEN
 Handicap - 1200m
 06 June 2026 - 3:42PM
 Track Rating: Good 3, Weather: Fine, Rail Position: True Entire Circuit



Section	L1200	L1000	L800	L600	L400	L200
Section Times	1:09.82 (0:14.55)	0:55.27 (0:10.70)	0:44.57 (0:10.56)	0:34.01 (0:10.80)	0:23.21 (0:11.26)	0:11.95 (0:11.95)
Average Speed [km/h]	50.4	68.3	68.8	67.1	64.2	60.6
Top Speed [km/h]	65.3	71.6	71.2	68.6	66.8	61.8
Avg. Dist. to Rail [m]	7.8	2.9	1.7	1.3	3.0	4.2
Avg. Stride Freq. [Hz]	2.3	2.5	2.5	2.4	2.4	2.4
Avg. Stride Length [m]	6.5	7.6	7.8	7.8	7.6	7.3



- [] Ranking at each section and finish
- :-:- No data available at this section
- NA No data available

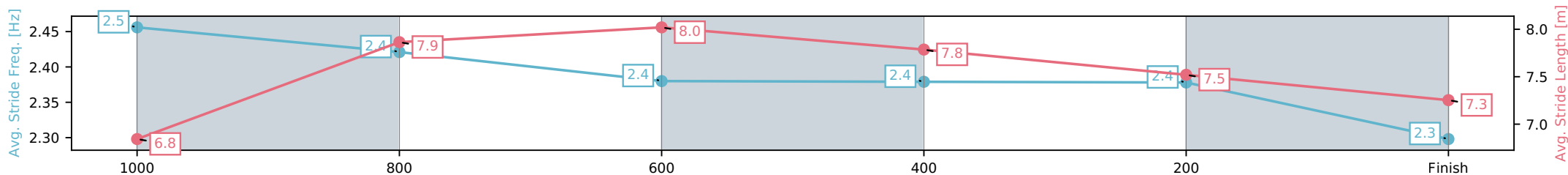
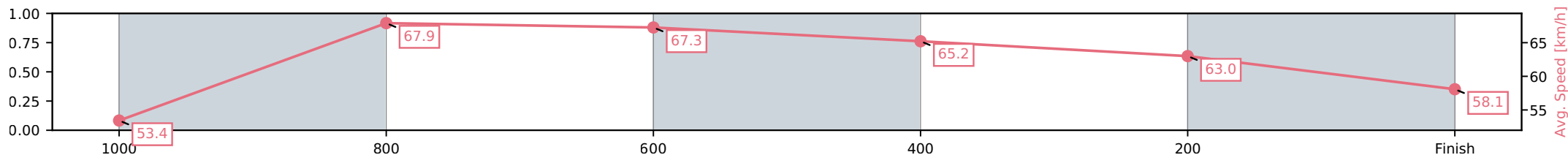
Horse/Jockey Name	Under The Limit/Ivo Fry
Finish Rank	10
Fastest Section Time (Section)	0:10.65 (1000-800)
Top Speed [km/h] (Section)	69.5 (1000-800)
Race State	Finished



Townsville QLD --Professional-2026-06-06
 Race 5: Country Fest 12-13th June @ Cluden Park OPEN
 Handicap - 1200m
 06 June 2026 - 3:42PM
 Track Rating: Good 3, Weather: Fine, Rail Position: True Entire Circuit



Section	L1200	L1000	L800	L600	L400	L200
Section Times	1:10.14 (0:13.65)	0:56.49 (0:10.65)	0:45.84 (0:10.78)	0:35.06 (0:11.07)	0:23.99 (0:11.50)	0:12.49 (0:12.49)
Average Speed [km/h]	53.4	67.9	67.3	65.2	63.0	58.1
Top Speed [km/h]	67.7	69.5	69.3	66.5	64.9	62.0
Avg. Dist. to Rail [m]	4.6	1.4	1.8	1.0	4.1	6.7
Avg. Stride Freq. [Hz]	2.5	2.4	2.4	2.4	2.4	2.3
Avg. Stride Length [m]	6.8	7.9	8.0	7.8	7.5	7.3



- [] Ranking at each section and finish
- :-:- No data available at this section
- NA No data available

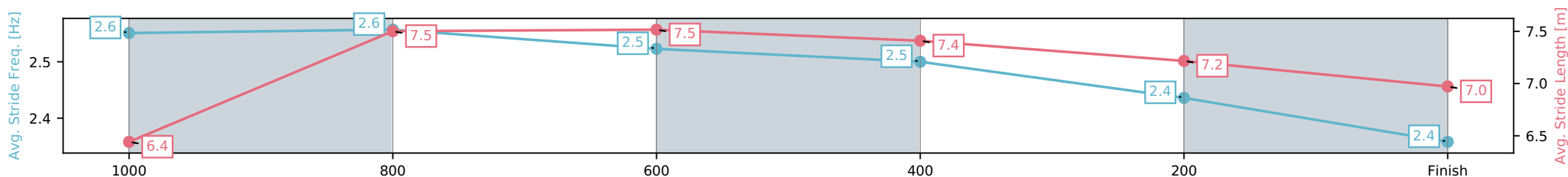
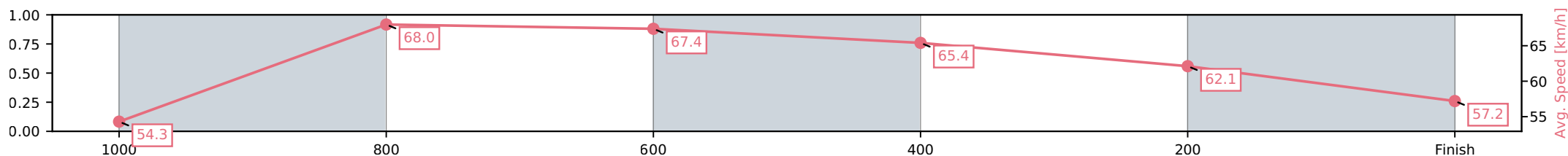
Horse/Jockey Name	Obligated/Adam Sewell
Finish Rank	11
Fastest Section Time (Section)	0:10.73 (1000-800)
Top Speed [km/h] (Section)	69.6 (1000-800)
Race State	Finished



Townsville QLD --Professional-2026-06-06
 Race 5: Country Fest 12-13th June @ Cluden Park OPEN
 Handicap - 1200m
 06 June 2026 - 3:42PM
 Track Rating: Good 3, Weather: Fine, Rail Position: True Entire Circuit



Section	L1200	L1000	L800	L600	L400	L200
Section Times	1:10.39 (0:13.44)	0:56.95 (0:10.73)	0:46.22 (0:10.81)	0:35.41 (0:11.10)	0:24.31 (0:11.62)	0:12.69 (0:12.69)
Average Speed [km/h]	54.3	68.0	67.4	65.4	62.1	57.2
Top Speed [km/h]	69.3	69.6	68.3	67.0	63.5	61.4
Avg. Dist. to Rail [m]	7.6	3.0	2.6	1.8	2.3	3.9
Avg. Stride Freq. [Hz]	2.6	2.6	2.5	2.5	2.4	2.4
Avg. Stride Length [m]	6.4	7.5	7.5	7.4	7.2	7.0



- [] Ranking at each section and finish
- :-:- No data available at this section
- NA No data available



Townsville QLD
 Race 6: LYON BUILD BM60 Handicap - 1400m
 06 June 2026 - 4:21PM



Track Rating: Good 3, Weather: Fine, Rail Position: True Entire Circuit

Field Times
 (Race Tempo) 1:22.61 1:09.12 0:57.90 0:46.39 0:35.00 0:23.39 0:11.83
 (0:13.48) (0:11.22) (0:11.51) (0:11.39) (0:11.62) (0:11.56) (0:11.83)

Rank	TAB#	Horse	Overall Time	First 400m	Top Speed km/h (Section)	L1400	L1200	L1000	L800	L600	L400	L200	
	(BAR#)	Jockey	Margin (DT-W)	Last 600m	Fastest Section (Time)	Start - 1200	1200 - 1000	1000 - 800	800 - 600	600 - 400	400 - 200	200 - Finish	
1	11	Blackthorn	1:22.61	0:25.32	67.7 (1200-1000)	1:22.61	1:08.62 [5]	0:57.29 [5]	0:45.71 [6]	0:34.39 [6]	0:23.04 [5]	0:11.65 [4]	
	(2)	Ryan Wiggins		0:34.39	800-600 (0:11.32)	(0:13.99)	(0:11.33)	(0:11.58)	(0:11.32)	(0:11.35)	(0:11.39)	(0:11.65)	
2	1	Buffet Buster	1:22.68	0:24.71	66.0 (1400 - 1200)	1:22.68	1:09.11 [2]	0:57.97 [1]	0:46.46 [1]	0:35.07 [1]	0:23.46 [1]	0:11.90 [1]	
	(6)	Lauren Guernier	0.5L (-7)	0:35.08	1200-1000 (0:11.14)	(0:13.57)	(0:11.14)	(0:11.51)	(0:11.39)	(0:11.62)	(0:11.56)	(0:11.90)	
3	3	Lone Force	1:22.90	0:24.82	66.1 (1400 - 1200)	1:22.90	1:09.42 [1]	0:58.08 [2]	0:46.46 [3]	0:34.99 [3]	0:23.41 [4]	0:11.95 [3]	
	(1)	Adam Sewell	1.8L (-3)	0:35.00	1200-1000 (0:11.34)	(0:13.48)	(0:11.34)	(0:11.61)	(0:11.47)	(0:11.59)	(0:11.46)	(0:11.95)	
4	4	Rock The Sunrise	1:22.94	0:25.63	66.1 (800-600)	1:22.94	1:08.75 [7]	0:57.31 [7]	0:45.72 [8]	0:34.61 [7]	0:23.18 [8]	0:11.70 [9]	
	(12)	Aidan Holt	1.9L (-3)	0:34.61	800-600 (0:11.11)	(0:14.19)	(0:11.44)	(0:11.60)	(0:11.11)	(0:11.43)	(0:11.48)	(0:11.70)	
5	2	Materialist	1:22.99	0:26.17	66.8 (800-600)	1:22.99	1:08.26 [12]	0:56.82 [11]	0:45.24 [12]	0:34.18 [12]	0:22.87 [11]	0:11.65 [10]	
	(5)	Chelsea Jokic	2.2L (-3)	0:34.18	800-600 (0:11.06)	(0:14.73)	(0:11.44)	(0:11.58)	(0:11.06)	(0:11.31)	(0:11.22)	(0:11.65)	
6	14	Fools Play	1:22.99	0:25.73	65.7 (800-600)	1:22.99	1:08.60 [9]	0:57.27 [8]	0:45.90 [7]	0:34.54 [9]	0:23.15 [9]	0:11.81 [7]	
	(8)	Lacey Morrison	2.3L (-1)	0:34.54	1200-1000 (0:11.33)	(0:14.40)	(0:11.33)	(0:11.36)	(0:11.37)	(0:11.39)	(0:11.34)	(0:11.81)	
7	6	Intruder	1:23.09	0:25.13	64.9 (600-400)	1:23.09	1:09.32 [4]	0:57.96 [4]	0:46.44 [4]	0:35.06 [5]	0:23.43 [7]	0:12.05 [6]	
	(9)	Nathan Thomas	2.9L (+0)	0:35.07	1200-1000 (0:11.36)	(0:13.77)	(0:11.36)	(0:11.51)	(0:11.38)	(0:11.63)	(0:11.39)	(0:12.05)	
8	15	Read 'Em And Weep	1:23.22	0:25.44	65.8 (800-600)	1:23.22	1:09.09 [6]	0:57.78 [6]	0:46.46 [5]	0:35.28 [4]	0:23.75 [3]	0:12.22 [5]	
	(4)	Chris Whiteley	3.6L (-3)	0:35.29	800-600 (0:11.17)	(0:14.13)	(0:11.31)	(0:11.33)	(0:11.17)	(0:11.54)	(0:11.53)	(0:12.22)	
9	9	Capicella	1:23.23	0:24.90	65.2 (1400 - 1200)	1:23.23	1:09.59 [3]	0:58.32 [3]	0:46.91 [2]	0:35.62 [2]	0:23.93 [2]	0:12.38 [2]	
	(10)	Peta Edwards	3.7L (-5)	0:35.62	1200-1000 (0:11.26)	(0:13.64)	(0:11.26)	(0:11.41)	(0:11.29)	(0:11.69)	(0:11.55)	(0:12.38)	
10	5	Banxi	1:23.35	0:26.56	66.9 (800-600)	1:23.35	1:08.21 [13]	0:56.79 [13]	0:45.40 [13]	0:34.39 [13]	0:23.14 [12]	0:11.90 [11]	
	(13)	Tahlia Fenlon	4.4L (+2)	0:34.38	800-600 (0:11.01)	(0:15.14)	(0:11.42)	(0:11.39)	(0:11.01)	(0:11.25)	(0:11.23)	(0:11.90)	

Scratched: Mister Doobee (#7), Divine Diamonds (#13)

Report Created: Sat 06 June 2026

(Note: Races are conducted over an approximate distance as close as possible to the advertised distance, and recorded data may vary accordingly. Official times refer to race times only and do not include handicap times.)

[] Position in running at each section and finish TAB# Saddle cloth number
 -:-:- No data available at this section BAR# Barrier/Gate Position
 NA No data available DNF Did not finish
 DNT Did not track DT-W Distance travelled compared to winner in metres

Fastest split
 Fastest section

data processed by TRIPLESDATA



Townsville QLD
 Race 6: LYON BUILD BM60 Handicap - 1400m
 06 June 2026 - 4:21PM



Track Rating: Good 3, Weather: Fine, Rail Position: True Entire Circuit

Field Times (Race Tempo) 1:22.61 1:09.12 0:57.90 0:46.39 0:35.00 0:23.39 0:11.83
 (0:13.48) (0:11.22) (0:11.51) (0:11.39) (0:11.62) (0:11.56) (0:11.83)

Rank	TAB#	Horse	Overall Time	First 400m	Top Speed km/h (Section)	L1400	L1200	L1000	L800	L600	L400	L200	
	(BAR#)	Jockey	Margin (DT-W)	Last 600m	Fastest Section (Time)	Start - 1200	1200 - 1000	1000 - 800	800 - 600	600 - 400	400 - 200	200 - Finish	
11	8	Turn Me Royale	1:23.47	0:25.82	66.5 (800-600)	1:23.47	1:09.01 [10]	0:57.66 [9]	0:46.14 [9]	0:35.08 [8]	0:23.86 [6]	0:12.24 [8]	
	(3)	Adam Spinks	5.1L (+0)	0:35.08	800-600 (0:11.06)	(0:14.46)	(0:11.36)	(0:11.52)	(0:11.06)	(0:11.22)	(0:11.62)	(0:12.24)	
12	12	Betta Al	1:23.68	0:26.22	66.6 (800-600)	1:23.68	1:08.98 [11]	0:57.46 [12]	0:46.00 [11]	0:34.93 [11]	0:23.62 [10]	0:12.12 [12]	
	(11)	Chris McIver	6.3L (+0)	0:34.94	800-600 (0:11.07)	(0:14.70)	(0:11.52)	(0:11.46)	(0:11.07)	(0:11.31)	(0:11.51)	(0:12.12)	
13	10	Raiding	1:24.51	0:25.96	65.8 (800-600)	1:24.51	1:10.18 [8]	0:58.56 [10]	0:47.15 [10]	0:35.80 [10]	0:24.20 [13]	0:12.48 [13]	
	(7)	Raul Silvera Olivera	11.2L (+1)	0:35.80	800-600 (0:11.35)	(0:14.33)	(0:11.63)	(0:11.41)	(0:11.35)	(0:11.60)	(0:11.72)	(0:12.48)	

Scratched: Mister Doobee (#7), Divine Diamonds (#13)

Report Created: Sat 06 June 2026

(Note: Races are conducted over an approximate distance as close as possible to the advertised distance, and recorded data may vary accordingly. Official times refer to race times only and do not include handicap times.)

[] Position in running at each section and finish TAB# Saddle cloth number

-:-:- No data available at this section

NA No data available

DNT Did not track

BAR# Barrier/Gate Position

DNF Did not finish

DT-W Distance travelled compared to winner in metres

Fastest split

Fastest section

Horse/Jockey Name	Blackthorn/Ryan Wiggins
Finish Rank	1
Fastest Section Time (Section)	0:11.32 (800-600)
Top Speed [km/h] (Section)	67.7 (1200-1000)
Race State	Finished



Townsville QLD --Professional-2026-06-06

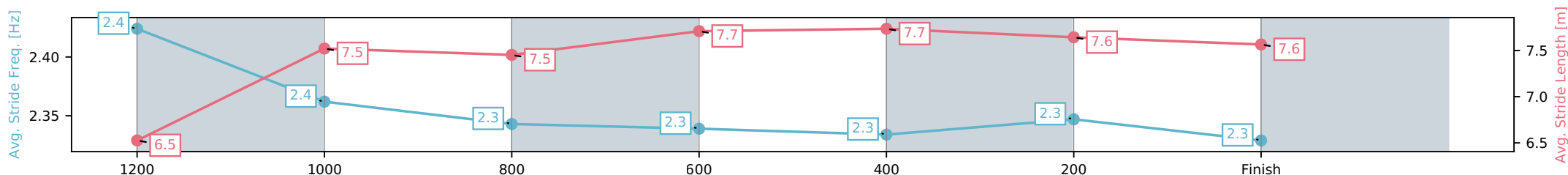
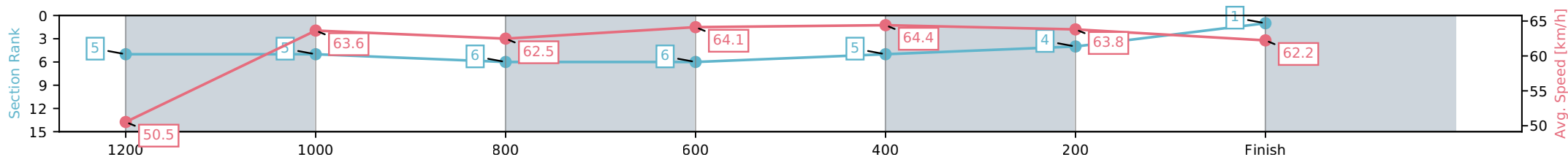
Race 6: LYON BUILD BM60 Handicap - 1400m

06 June 2026 - 4:21PM

Track Rating: Good 3, Weather: Fine, Rail Position: True Entire Circuit



Section	L1400	L1200	L1000	L800	L600	L400	L200
Section Times	1:22.61 (0:13.99)	1:08.62 [5] (0:11.33)	0:57.29 [5] (0:11.58)	0:45.71 [6] (0:11.32)	0:34.39 [6] (0:11.35)	0:23.04 [5] (0:11.39)	0:11.65 [4] (0:11.65)
Average Speed [km/h]	50.5	63.6	62.5	64.1	64.4	63.8	62.2
Top Speed [km/h]	63.7	67.7	63.3	65.1	65.1	64.8	63.9
Avg. Dist. to Rail [m]	3.3	0.8	1.3	1.7	3.0	5.8	6.2
Avg. Stride Freq. [Hz]	2.4	2.4	2.3	2.3	2.3	2.3	2.3
Avg. Stride Length [m]	6.5	7.5	7.5	7.7	7.7	7.6	7.6



- [] Ranking at each section and finish
- :-:- No data available at this section
- NA No data available

Horse/Jockey Name	Buffet Buster/Lauren Guernier
Finish Rank	2
Fastest Section Time (Section)	0:11.14 (1200-1000)
Top Speed [km/h] (Section)	66.0 (1400 - 1200)
Race State	Finished



Townsville QLD --Professional-2026-06-06

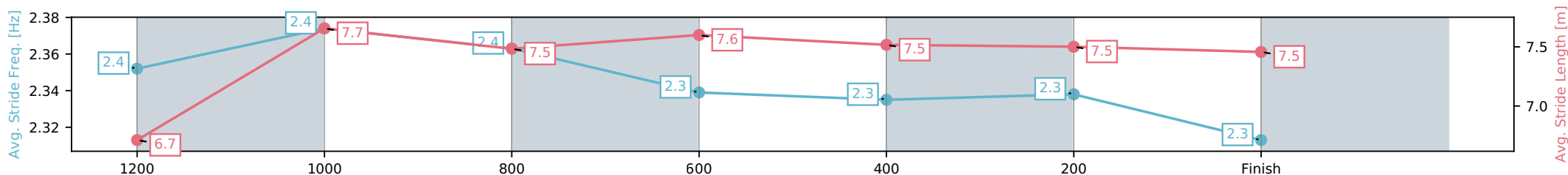
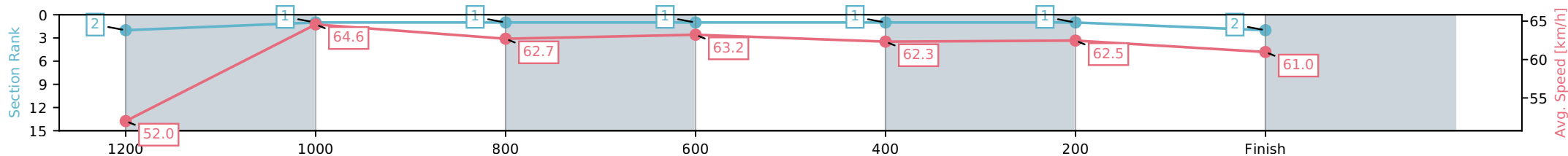
Race 6: LYON BUILD BM60 Handicap - 1400m

06 June 2026 - 4:21PM

Track Rating: Good 3, Weather: Fine, Rail Position: True Entire Circuit



Section	L1400	L1200	L1000	L800	L600	L400	L200
Section Times	1:22.68 (0:13.57)	1:09.11 [2] (0:11.14)	0:57.97 [1] (0:11.51)	0:46.46 [1] (0:11.39)	0:35.07 [1] (0:11.62)	0:23.46 [1] (0:11.56)	0:11.90 [1] (0:11.90)
Average Speed [km/h]	52.0	64.6	62.7	63.2	62.3	62.5	61.0
Top Speed [km/h]	66.0	65.5	63.6	64.2	63.4	63.1	62.2
Avg. Dist. to Rail [m]	4.8	0.6	0.6	0.4	1.5	1.6	3.2
Avg. Stride Freq. [Hz]	2.4	2.4	2.4	2.3	2.3	2.3	2.3
Avg. Stride Length [m]	6.7	7.7	7.5	7.6	7.5	7.5	7.5



- [] Ranking at each section and finish
- :-:- No data available at this section
- NA No data available

Horse/Jockey Name	Lone Force/Adam Sewell
Finish Rank	3
Fastest Section Time (Section)	0:11.34 (1200-1000)
Top Speed [km/h] (Section)	66.1 (1400 - 1200)
Race State	Finished



Townsville QLD --Professional-2026-06-06

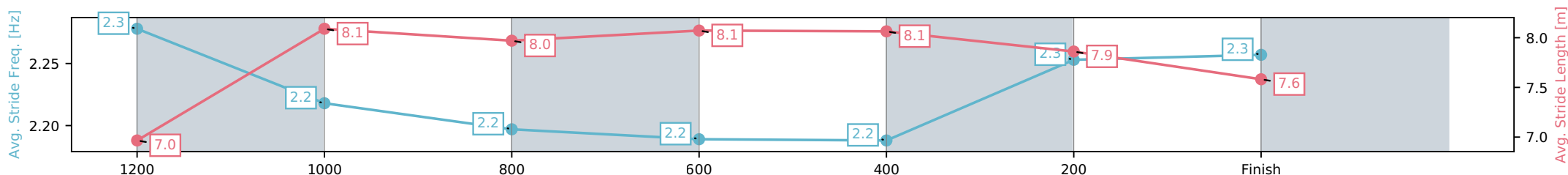
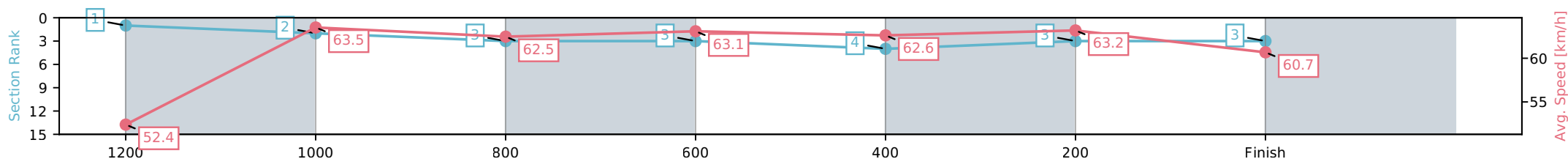
Race 6: LYON BUILD BM60 Handicap - 1400m

06 June 2026 - 4:21PM

Track Rating: Good 3, Weather: Fine, Rail Position: True Entire Circuit



Section	L1400	L1200	L1000	L800	L600	L400	L200
Section Times	1:22.90 (0:13.48)	1:09.42 [1] (0:11.34)	0:58.08 [2] (0:11.61)	0:46.46 [3] (0:11.47)	0:34.99 [3] (0:11.59)	0:23.41 [4] (0:11.46)	0:11.95 [3] (0:11.95)
Average Speed [km/h]	52.4	63.5	62.5	63.1	62.6	63.2	60.7
Top Speed [km/h]	66.1	64.5	63.2	63.4	63.2	63.6	62.9
Avg. Dist. to Rail [m]	3.0	0.6	1.2	1.0	1.6	2.4	2.2
Avg. Stride Freq. [Hz]	2.3	2.2	2.2	2.2	2.2	2.3	2.3
Avg. Stride Length [m]	7.0	8.1	8.0	8.1	8.1	7.9	7.6



- [] Ranking at each section and finish
- :-:- No data available at this section
- NA No data available

Horse/Jockey Name	Rock The Sunrise/Aidan Holt
Finish Rank	4
Fastest Section Time (Section)	0:11.11 (800-600)
Top Speed [km/h] (Section)	66.1 (800-600)
Race State	Finished



Townsville QLD --Professional-2026-06-06

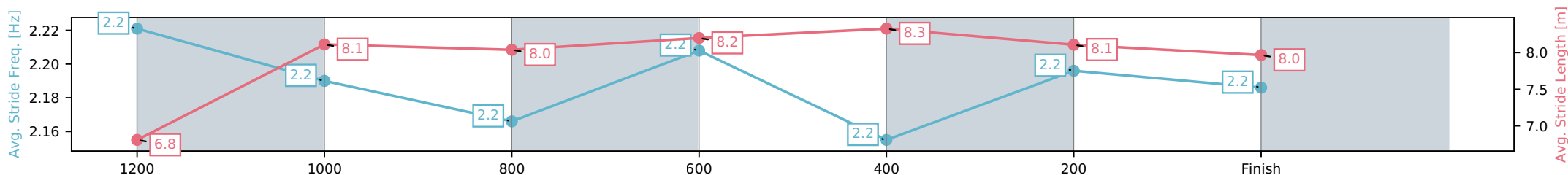
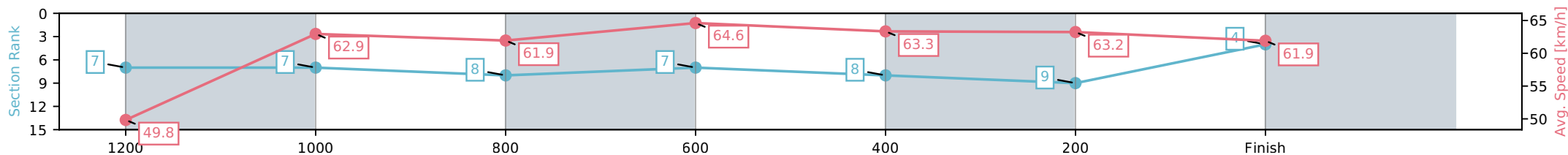
Race 6: LYON BUILD BM60 Handicap - 1400m

06 June 2026 - 4:21PM

Track Rating: Good 3, Weather: Fine, Rail Position: True Entire Circuit



Section	L1400	L1200	L1000	L800	L600	L400	L200
Section Times	1:22.94 (0:14.19)	1:08.75 [7] (0:11.44)	0:57.31 [7] (0:11.60)	0:45.72 [8] (0:11.11)	0:34.61 [7] (0:11.43)	0:23.18 [8] (0:11.48)	0:11.70 [9] (0:11.70)
Average Speed [km/h]	49.8	62.9	61.9	64.6	63.3	63.2	61.9
Top Speed [km/h]	63.7	64.1	63.3	66.1	64.2	64.7	62.6
Avg. Dist. to Rail [m]	9.4	0.9	0.5	0.6	1.1	5.2	6.9
Avg. Stride Freq. [Hz]	2.2	2.2	2.2	2.2	2.2	2.2	2.2
Avg. Stride Length [m]	6.8	8.1	8.0	8.2	8.3	8.1	8.0



- [] Ranking at each section and finish
- :-:- No data available at this section
- NA No data available

Horse/Jockey Name	Materialist/Chelsea Jokic
Finish Rank	5
Fastest Section Time (Section)	0:11.06 (800-600)
Top Speed [km/h] (Section)	66.8 (800-600)
Race State	Finished



Townsville QLD --Professional-2026-06-06

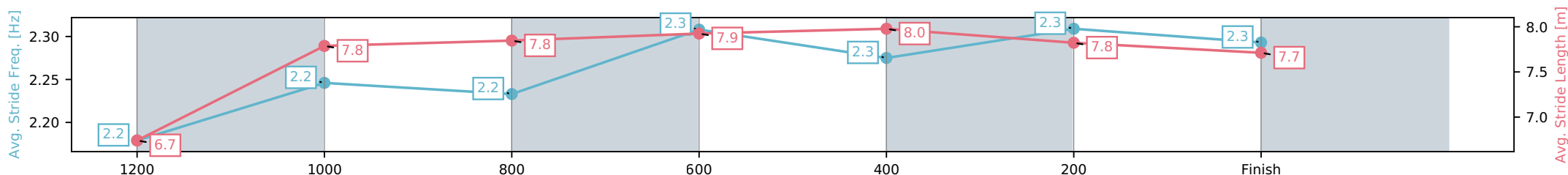
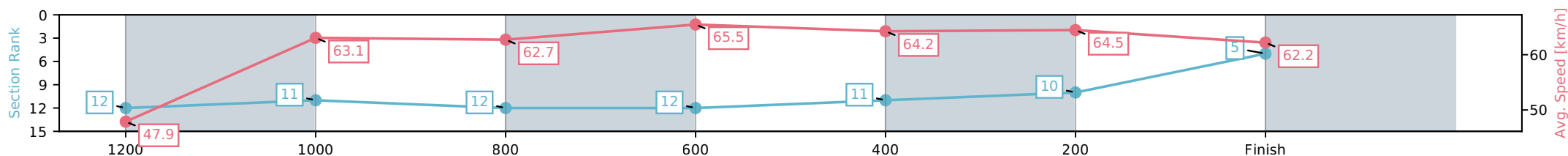
Race 6: LYON BUILD BM60 Handicap - 1400m

06 June 2026 - 4:21PM

Track Rating: Good 3, Weather: Fine, Rail Position: True Entire Circuit



Section	L1400	L1200	L1000	L800	L600	L400	L200
Section Times	1:22.99 (0:14.73)	1:08.26 [12] (0:11.44)	0:56.82 [11] (0:11.58)	0:45.24 [12] (0:11.06)	0:34.18 [12] (0:11.31)	0:22.87 [11] (0:11.22)	0:11.65 [10] (0:11.65)
Average Speed [km/h]	47.9	63.1	62.7	65.5	64.2	64.5	62.2
Top Speed [km/h]	61.8	66.4	64.6	66.8	65.8	65.1	64.1
Avg. Dist. to Rail [m]	4.0	0.9	1.6	1.1	1.7	3.1	3.1
Avg. Stride Freq. [Hz]	2.2	2.2	2.2	2.3	2.3	2.3	2.3
Avg. Stride Length [m]	6.7	7.8	7.8	7.9	8.0	7.8	7.7



- [] Ranking at each section and finish
- :-:- No data available at this section
- NA No data available

Horse/Jockey Name	Fools Play/Lacey Morrison
Finish Rank	6
Fastest Section Time (Section)	0:11.33 (1200-1000)
Top Speed [km/h] (Section)	65.7 (800-600)
Race State	Finished



Townsville QLD --Professional-2026-06-06

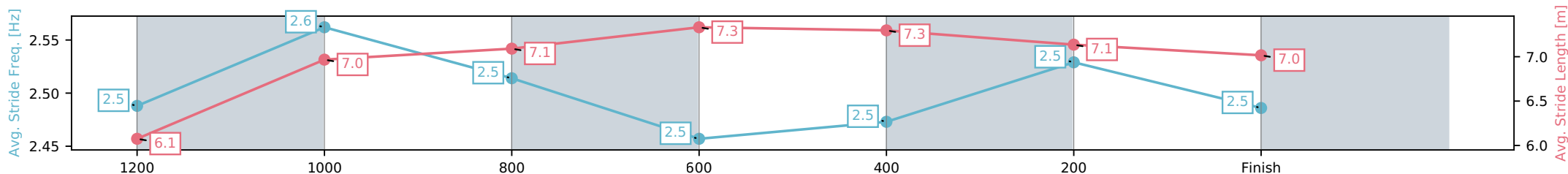
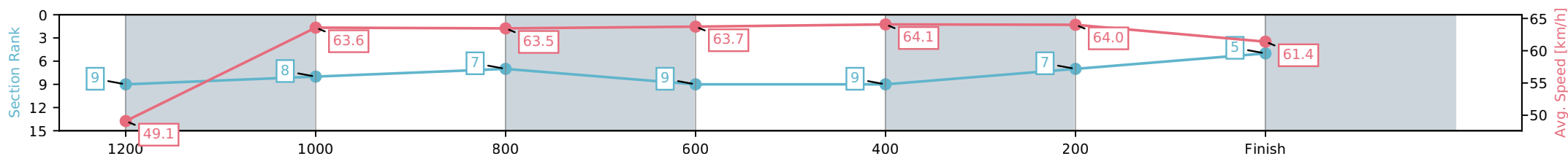
Race 6: LYON BUILD BM60 Handicap - 1400m

06 June 2026 - 4:21PM

Track Rating: Good 3, Weather: Fine, Rail Position: True Entire Circuit



Section	L1400	L1200	L1000	L800	L600	L400	L200
Section Times	1:22.99 (0:14.40)	1:08.60 [9] (0:11.33)	0:57.27 [8] (0:11.36)	0:45.90 [7] (0:11.37)	0:34.54 [9] (0:11.39)	0:23.15 [9] (0:11.34)	0:11.81 [7] (0:11.81)
Average Speed [km/h]	49.1	63.6	63.5	63.7	64.1	64.0	61.4
Top Speed [km/h]	62.9	65.0	64.3	65.7	65.2	64.3	63.9
Avg. Dist. to Rail [m]	5.9	0.8	0.4	1.4	2.6	5.6	7.2
Avg. Stride Freq. [Hz]	2.5	2.6	2.5	2.5	2.5	2.5	2.5
Avg. Stride Length [m]	6.1	7.0	7.1	7.3	7.3	7.1	7.0



- [] Ranking at each section and finish
- :-:- No data available at this section
- NA No data available

Horse/Jockey Name	Intruder/Nathan Thomas
Finish Rank	7
Fastest Section Time (Section)	0:11.36 (1200-1000)
Top Speed [km/h] (Section)	64.9 (600-400)
Race State	Finished



Townsville QLD --Professional-2026-06-06

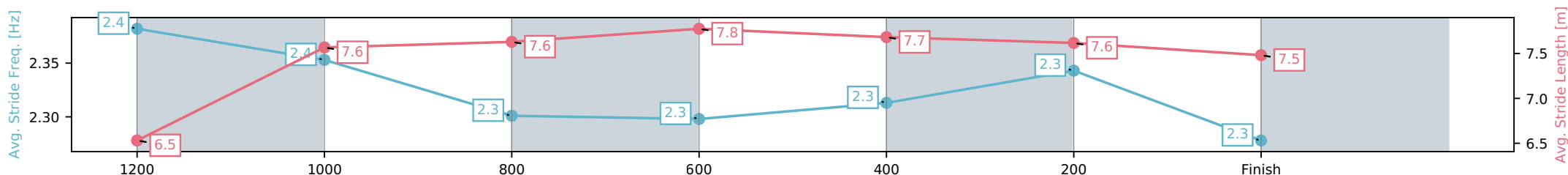
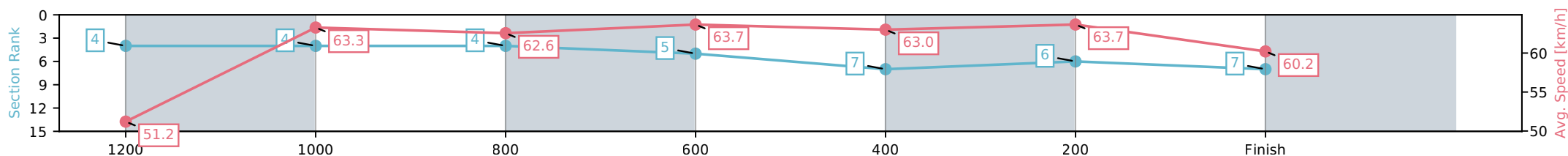
Race 6: LYON BUILD BM60 Handicap - 1400m

06 June 2026 - 4:21PM

Track Rating: Good 3, Weather: Fine, Rail Position: True Entire Circuit



Section	L1400	L1200	L1000	L800	L600	L400	L200
Section Times	1:23.09 (0:13.77)	1:09.32 [4] (0:11.36)	0:57.96 [4] (0:11.51)	0:46.44 [4] (0:11.38)	0:35.06 [5] (0:11.63)	0:23.43 [7] (0:11.39)	0:12.05 [6] (0:12.05)
Average Speed [km/h]	51.2	63.3	62.6	63.7	63.0	63.7	60.2
Top Speed [km/h]	64.4	64.6	63.7	64.8	64.9	64.4	62.4
Avg. Dist. to Rail [m]	6.3	0.3	0.9	1.5	3.8	3.7	4.1
Avg. Stride Freq. [Hz]	2.4	2.4	2.3	2.3	2.3	2.3	2.3
Avg. Stride Length [m]	6.5	7.6	7.6	7.8	7.7	7.6	7.5



- [] Ranking at each section and finish
- :-:- No data available at this section
- NA No data available

Horse/Jockey Name	Read 'Em And Weep/Chris Whiteley
Finish Rank	8
Fastest Section Time (Section)	0:11.17 (800-600)
Top Speed [km/h] (Section)	65.8 (800-600)
Race State	Finished



Townsville QLD --Professional-2026-06-06

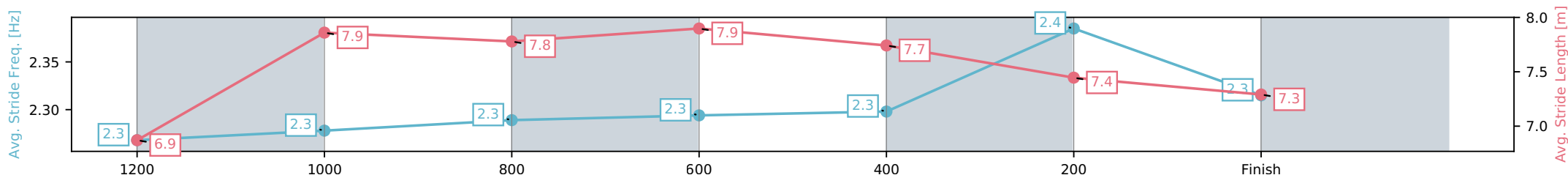
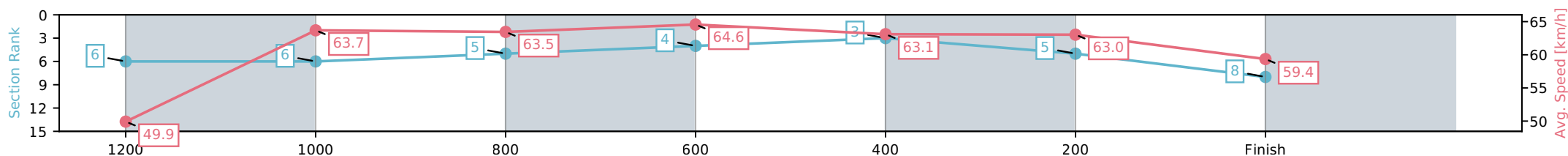
Race 6: LYON BUILD BM60 Handicap - 1400m

06 June 2026 - 4:21PM

Track Rating: Good 3, Weather: Fine, Rail Position: True Entire Circuit



Section	L1400	L1200	L1000	L800	L600	L400	L200
Section Times	1:23.22 (0:14.13)	1:09.09 [6] (0:11.31)	0:57.78 [6] (0:11.33)	0:46.46 [5] (0:11.17)	0:35.28 [4] (0:11.54)	0:23.75 [3] (0:11.53)	0:12.22 [5] (0:12.22)
Average Speed [km/h]	49.9	63.7	63.5	64.6	63.1	63.0	59.4
Top Speed [km/h]	63.5	64.7	64.1	65.8	64.0	63.9	61.8
Avg. Dist. to Rail [m]	3.9	0.4	0.3	0.8	2.5	5.6	6.9
Avg. Stride Freq. [Hz]	2.3	2.3	2.3	2.3	2.3	2.4	2.3
Avg. Stride Length [m]	6.9	7.9	7.8	7.9	7.7	7.4	7.3



- [] Ranking at each section and finish
- :-:- No data available at this section
- NA No data available

Horse/Jockey Name	Capicella/Peta Edwards
Finish Rank	9
Fastest Section Time (Section)	0:11.26 (1200-1000)
Top Speed [km/h] (Section)	65.2 (1400 - 1200)
Race State	Finished



Townsville QLD --Professional-2026-06-06

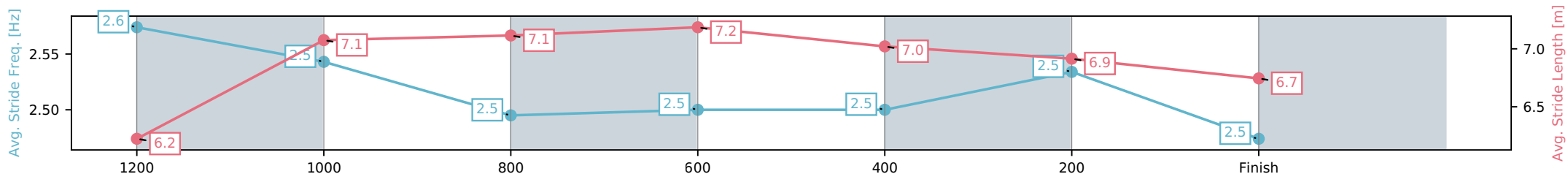
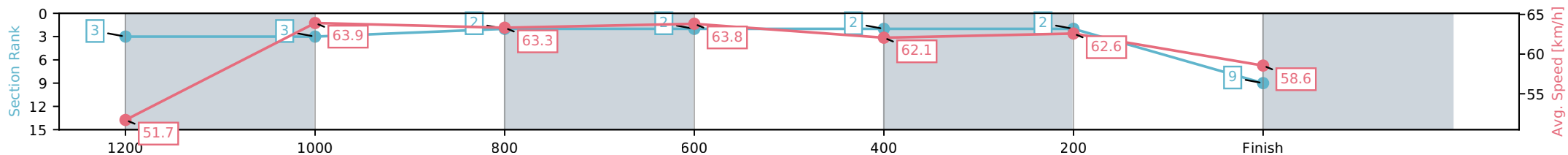
Race 6: LYON BUILD BM60 Handicap - 1400m

06 June 2026 - 4:21PM

Track Rating: Good 3, Weather: Fine, Rail Position: True Entire Circuit



Section	L1400	L1200	L1000	L800	L600	L400	L200
Section Times	1:23.23 (0:13.64)	1:09.59 [3] (0:11.26)	0:58.32 [3] (0:11.41)	0:46.91 [2] (0:11.29)	0:35.62 [2] (0:11.69)	0:23.93 [2] (0:11.55)	0:12.38 [2] (0:12.38)
Average Speed [km/h]	51.7	63.9	63.3	63.8	62.1	62.6	58.6
Top Speed [km/h]	65.2	65.0	64.0	64.8	63.3	63.6	61.5
Avg. Dist. to Rail [m]	7.9	1.9	0.9	0.5	1.5	2.6	4.5
Avg. Stride Freq. [Hz]	2.6	2.5	2.5	2.5	2.5	2.5	2.5
Avg. Stride Length [m]	6.2	7.1	7.1	7.2	7.0	6.9	6.7



- [] Ranking at each section and finish
- :-:- No data available at this section
- NA No data available

Horse/Jockey Name	Banxi/Tahlia Fenlon
Finish Rank	10
Fastest Section Time (Section)	0:11.01 (800-600)
Top Speed [km/h] (Section)	66.9 (800-600)
Race State	Finished



Townsville QLD --Professional-2026-06-06

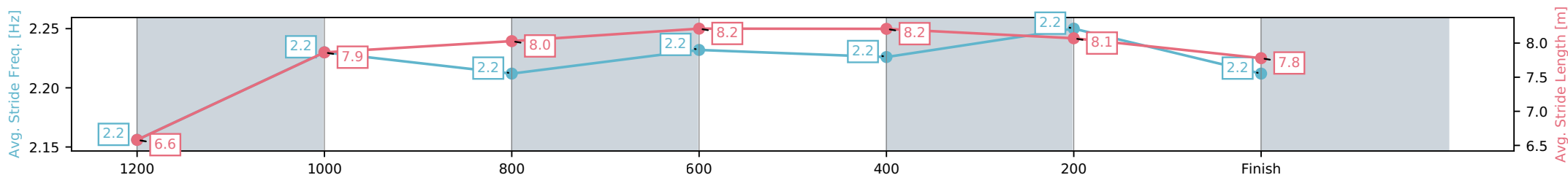
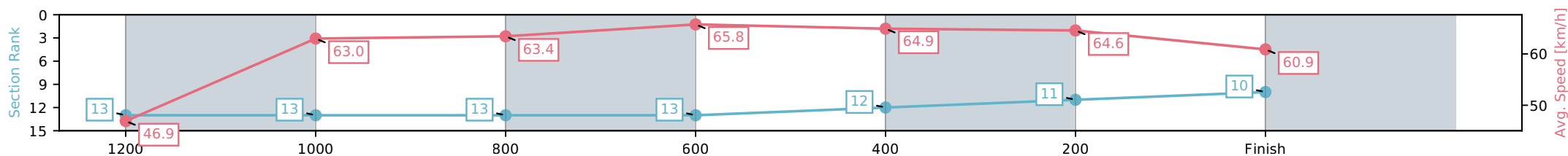
Race 6: LYON BUILD BM60 Handicap - 1400m

06 June 2026 - 4:21PM

Track Rating: Good 3, Weather: Fine, Rail Position: True Entire Circuit



Section	L1400	L1200	L1000	L800	L600	L400	L200
Section Times	1:23.35 (0:15.14)	1:08.21 [13] (0:11.42)	0:56.79 [13] (0:11.39)	0:45.40 [13] (0:11.01)	0:34.39 [13] (0:11.25)	0:23.14 [12] (0:11.23)	0:11.90 [11] (0:11.90)
Average Speed [km/h]	46.9	63.0	63.4	65.8	64.9	64.6	60.9
Top Speed [km/h]	60.9	63.7	64.0	66.9	66.3	65.7	62.6
Avg. Dist. to Rail [m]	9.0	0.4	0.7	1.1	2.9	5.9	7.6
Avg. Stride Freq. [Hz]	2.2	2.2	2.2	2.2	2.2	2.2	2.2
Avg. Stride Length [m]	6.6	7.9	8.0	8.2	8.2	8.1	7.8



- [] Ranking at each section and finish
- :-:- No data available at this section
- NA No data available

Horse/Jockey Name	Turn Me Royale/Adam Spinks
Finish Rank	11
Fastest Section Time (Section)	0:11.06 (800-600)
Top Speed [km/h] (Section)	66.5 (800-600)
Race State	Finished



Townsville QLD --Professional-2026-06-06

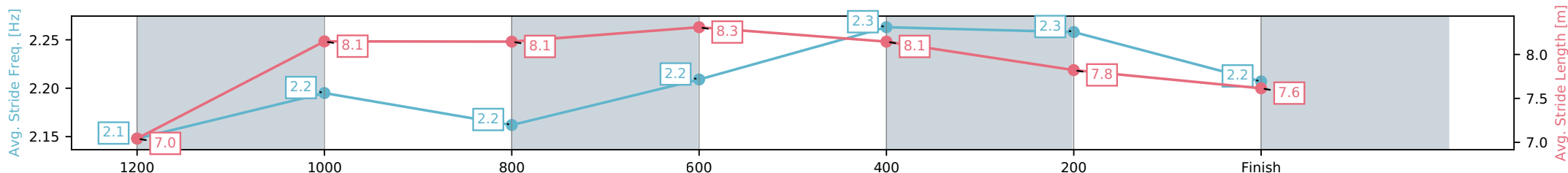
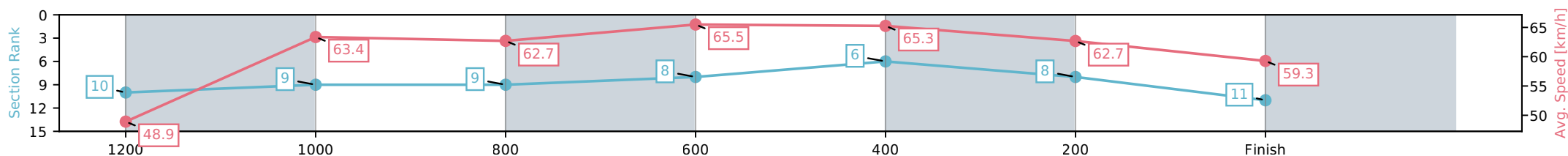
Race 6: LYON BUILD BM60 Handicap - 1400m

06 June 2026 - 4:21PM

Track Rating: Good 3, Weather: Fine, Rail Position: True Entire Circuit



Section	L1400	L1200	L1000	L800	L600	L400	L200
Section Times	1:23.47 (0:14.46)	1:09.01 [10] (0:11.36)	0:57.66 [9] (0:11.52)	0:46.14 [9] (0:11.06)	0:35.08 [8] (0:11.22)	0:23.86 [6] (0:11.62)	0:12.24 [8] (0:12.24)
Average Speed [km/h]	48.9	63.4	62.7	65.5	65.3	62.7	59.3
Top Speed [km/h]	62.7	65.1	64.3	66.5	66.4	63.6	61.5
Avg. Dist. to Rail [m]	2.6	0.2	0.6	1.2	3.5	7.4	9.2
Avg. Stride Freq. [Hz]	2.1	2.2	2.2	2.2	2.3	2.3	2.2
Avg. Stride Length [m]	7.0	8.1	8.1	8.3	8.1	7.8	7.6



- [] Ranking at each section and finish
- :-:- No data available at this section
- NA No data available

Horse/Jockey Name	Betta Al/Chris McIver
Finish Rank	12
Fastest Section Time (Section)	0:11.07 (800-600)
Top Speed [km/h] (Section)	66.6 (800-600)
Race State	Finished



Townsville QLD --Professional-2026-06-06

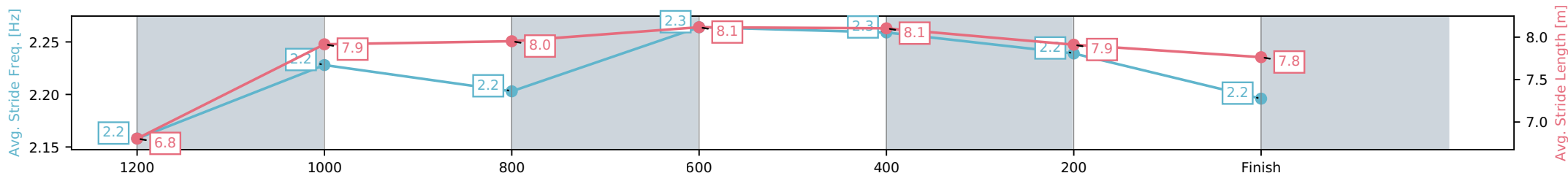
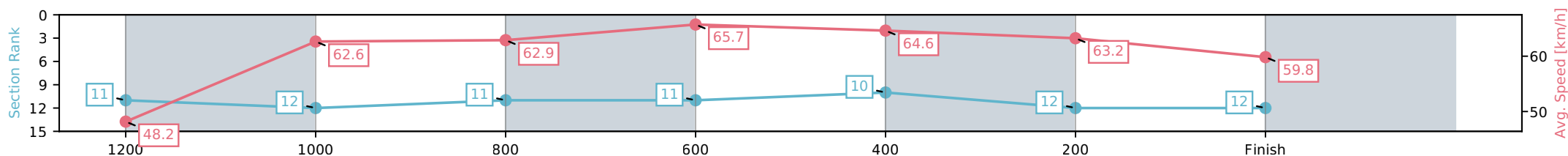
Race 6: LYON BUILD BM60 Handicap - 1400m

06 June 2026 - 4:21PM

Track Rating: Good 3, Weather: Fine, Rail Position: True Entire Circuit



Section	L1400	L1200	L1000	L800	L600	L400	L200
Section Times	1:23.68 (0:14.70)	1:08.98 [11] (0:11.52)	0:57.46 [12] (0:11.46)	0:46.00 [11] (0:11.07)	0:34.93 [11] (0:11.31)	0:23.62 [10] (0:11.51)	0:12.12 [12] (0:12.12)
Average Speed [km/h]	48.2	62.6	62.9	65.7	64.6	63.2	59.8
Top Speed [km/h]	61.7	63.4	64.9	66.6	66.3	63.7	64.4
Avg. Dist. to Rail [m]	8.3	0.8	0.6	1.9	3.0	7.3	10.3
Avg. Stride Freq. [Hz]	2.2	2.2	2.2	2.3	2.3	2.2	2.2
Avg. Stride Length [m]	6.8	7.9	8.0	8.1	8.1	7.9	7.8



- [] Ranking at each section and finish
- :-:- No data available at this section
- NA No data available

Horse/Jockey Name	Raiding/Raul Silvera Olivera
Finish Rank	13
Fastest Section Time (Section)	0:11.35 (800-600)
Top Speed [km/h] (Section)	65.8 (800-600)
Race State	Finished



Townsville QLD --Professional-2026-06-06

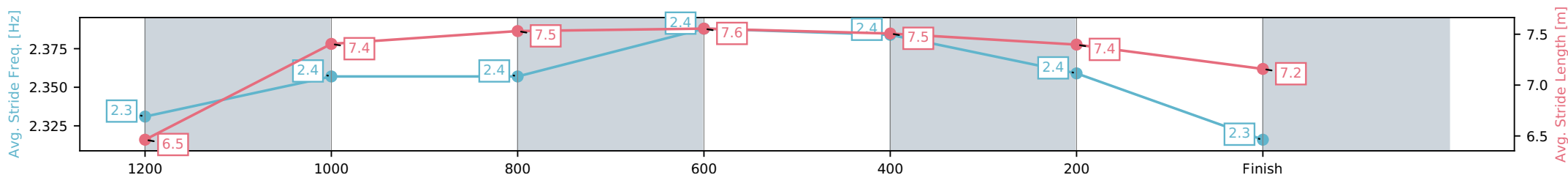
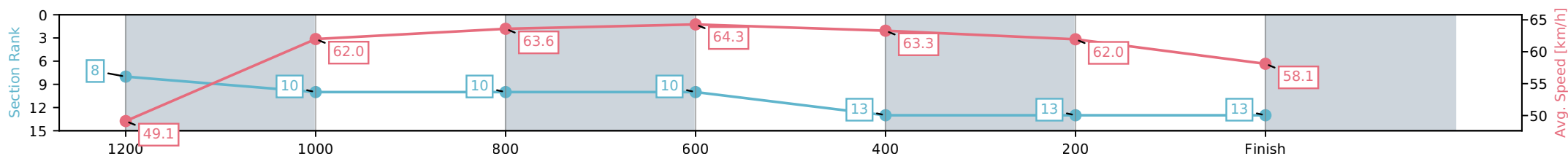
Race 6: LYON BUILD BM60 Handicap - 1400m

06 June 2026 - 4:21PM

Track Rating: Good 3, Weather: Fine, Rail Position: True Entire Circuit



Section	L1400	L1200	L1000	L800	L600	L400	L200
Section Times	1:24.51 (0:14.33)	1:10.18 [8] (0:11.63)	0:58.56 [10] (0:11.41)	0:47.15 [10] (0:11.35)	0:35.80 [10] (0:11.60)	0:24.20 [13] (0:11.72)	0:12.48 [13] (0:12.48)
Average Speed [km/h]	49.1	62.0	63.6	64.3	63.3	62.0	58.1
Top Speed [km/h]	62.2	63.8	65.4	65.8	64.9	63.1	61.1
Avg. Dist. to Rail [m]	5.6	0.9	1.8	2.5	4.0	4.7	3.6
Avg. Stride Freq. [Hz]	2.3	2.4	2.4	2.4	2.4	2.4	2.3
Avg. Stride Length [m]	6.5	7.4	7.5	7.6	7.5	7.4	7.2



- [] Ranking at each section and finish
- :-:- No data available at this section
- NA No data available

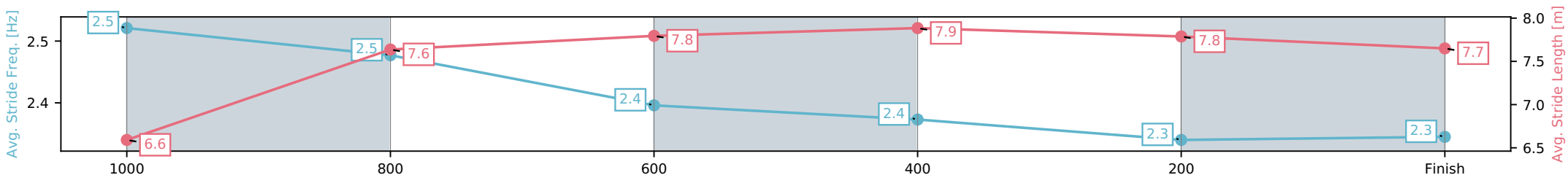
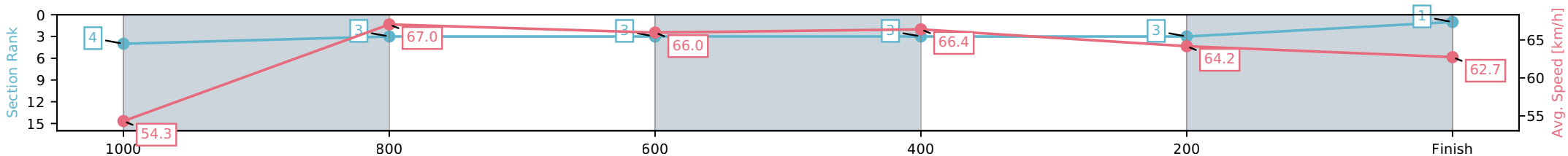
Horse/Jockey Name	The Barber/Ryan Wiggins
Finish Rank	1
Fastest Section Time (Section)	0:10.74 (1000-800)
Top Speed [km/h] (Section)	67.6 (1000-800)
Race State	Finished



Townsville QLD --Professional-2026-06-06
 Race 7: BELLE PROPERTY QTIS 2YO CLASSIC - 1200m
 06 June 2026 - 5:01PM
 Track Rating: Good 3, Weather: Fine, Rail Position: True Entire Circuit



Section	L1200	L1000	L800	L600	L400	L200
Section Times	1:09.05 (0:13.55)	0:55.50 [4] (0:10.74)	0:44.75 [3] (0:10.94)	0:33.81 [3] (0:10.97)	0:22.85 [3] (0:11.29)	0:11.56 [3] (0:11.56)
Average Speed [km/h]	54.3	67.0	66.0	66.4	64.2	62.7
Top Speed [km/h]	66.8	67.6	67.0	67.5	65.3	64.2
Avg. Dist. to Rail [m]	2.7	0.4	0.6	2.3	4.6	4.3
Avg. Stride Freq. [Hz]	2.5	2.5	2.4	2.4	2.3	2.3
Avg. Stride Length [m]	6.6	7.6	7.8	7.9	7.8	7.7



- [] Ranking at each section and finish
- :-:- No data available at this section
- NA No data available

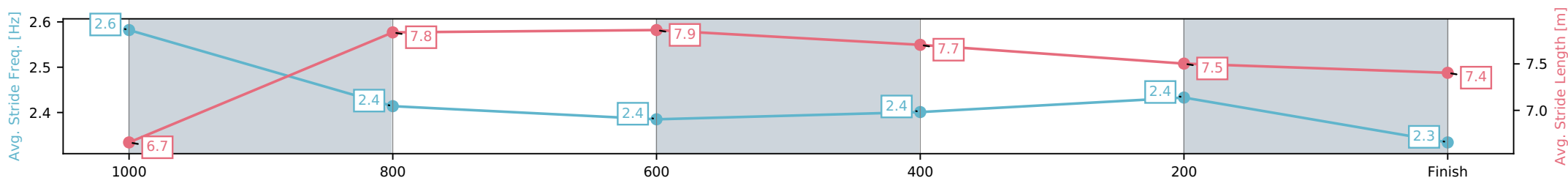
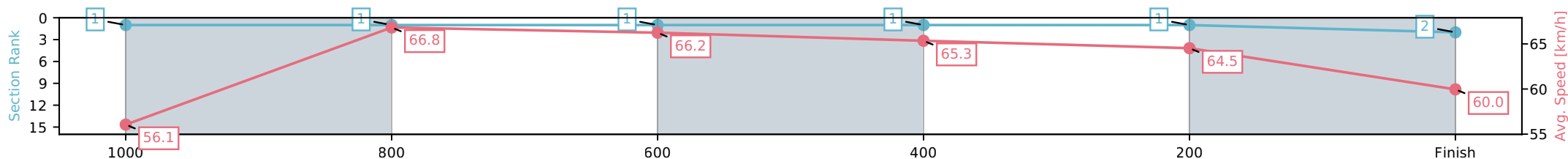
Horse/Jockey Name	Better Blitzem/Aidan Holt
Finish Rank	2
Fastest Section Time (Section)	0:10.80 (1000-800)
Top Speed [km/h] (Section)	69.6 (1200 - 1000)
Race State	Finished



Townsville QLD --Professional-2026-06-06
 Race 7: BELLE PROPERTY QTIS 2YO CLASSIC - 1200m
 06 June 2026 - 5:01PM
 Track Rating: Good 3, Weather: Fine, Rail Position: True Entire Circuit



Section	L1200	L1000	L800	L600	L400	L200
Section Times	1:09.28 (0:13.19)	0:56.09 [1] (0:10.80)	0:45.28 [1] (0:10.92)	0:34.37 [1] (0:11.09)	0:23.28 [1] (0:11.19)	0:12.08 [1] (0:12.08)
Average Speed [km/h]	56.1	66.8	66.2	65.3	64.5	60.0
Top Speed [km/h]	69.6	68.4	67.8	66.6	65.5	63.3
Avg. Dist. to Rail [m]	11.1	0.6	0.7	1.5	0.9	0.6
Avg. Stride Freq. [Hz]	2.6	2.4	2.4	2.4	2.4	2.3
Avg. Stride Length [m]	6.7	7.8	7.9	7.7	7.5	7.4



- [] Ranking at each section and finish
- :-:- No data available at this section
- NA No data available

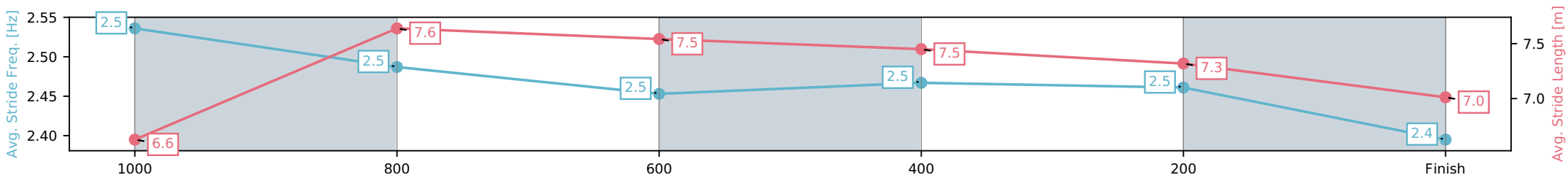
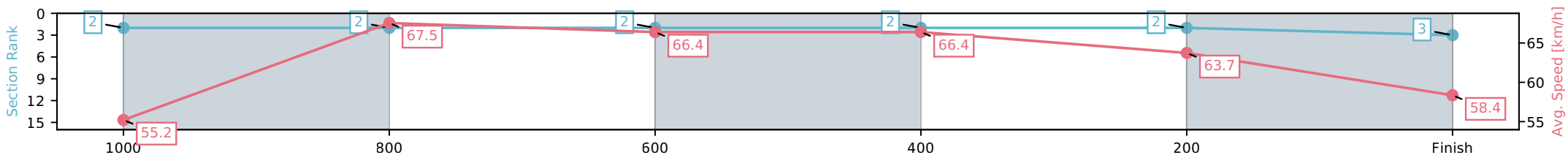
Horse/Jockey Name	Stylish Diamond/Chris Whiteley
Finish Rank	3
Fastest Section Time (Section)	0:10.75 (1000-800)
Top Speed [km/h] (Section)	68.9 (1000-800)
Race State	Finished



Townsville QLD --Professional-2026-06-06
 Race 7: BELLE PROPERTY QTIS 2YO CLASSIC - 1200m
 06 June 2026 - 5:01PM
 Track Rating: Good 3, Weather: Fine, Rail Position: True Entire Circuit



Section	L1200	L1000	L800	L600	L400	L200
Section Times	1:09.83 (0:13.38)	0:56.44 [2] (0:10.75)	0:45.70 [2] (0:10.96)	0:34.74 [2] (0:11.02)	0:23.71 [2] (0:11.29)	0:12.42 [2] (0:12.42)
Average Speed [km/h]	55.2	67.5	66.4	66.4	63.7	58.4
Top Speed [km/h]	68.0	68.9	68.3	67.4	66.5	61.6
Avg. Dist. to Rail [m]	7.1	1.5	2.1	2.6	1.9	1.2
Avg. Stride Freq. [Hz]	2.5	2.5	2.5	2.5	2.5	2.4
Avg. Stride Length [m]	6.6	7.6	7.5	7.5	7.3	7.0



- [] Ranking at each section and finish
- :-:- No data available at this section
- NA No data available

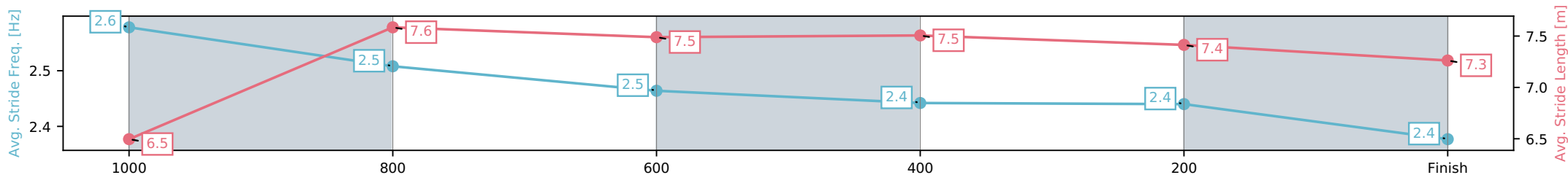
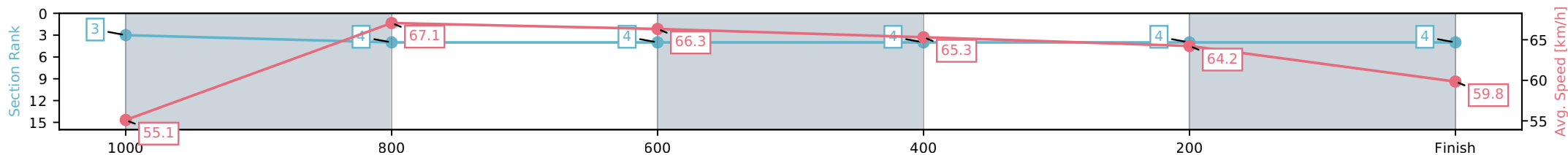
Horse/Jockey Name	Alberta Bound/Lacey Morrison
Finish Rank	4
Fastest Section Time (Section)	0:10.86 (1000-800)
Top Speed [km/h] (Section)	69.6 (1200 - 1000)
Race State	Finished



Townsville QLD --Professional-2026-06-06
 Race 7: BELLE PROPERTY QTIS 2YO CLASSIC - 1200m
 06 June 2026 - 5:01PM
 Track Rating: Good 3, Weather: Fine, Rail Position: True Entire Circuit



Section	L1200	L1000	L800	L600	L400	L200
Section Times	1:09.88 (0:13.45)	0:56.43 [3] (0:10.86)	0:45.57 [4] (0:10.98)	0:34.59 [4] (0:11.19)	0:23.39 [4] (0:11.29)	0:12.10 [4] (0:12.10)
Average Speed [km/h]	55.1	67.1	66.3	65.3	64.2	59.8
Top Speed [km/h]	69.6	69.3	67.4	66.6	65.3	63.0
Avg. Dist. to Rail [m]	11.2	2.3	2.3	3.2	3.6	3.8
Avg. Stride Freq. [Hz]	2.6	2.5	2.5	2.4	2.4	2.4
Avg. Stride Length [m]	6.5	7.6	7.5	7.5	7.4	7.3



- [] Ranking at each section and finish
- :-:- No data available at this section
- NA No data available

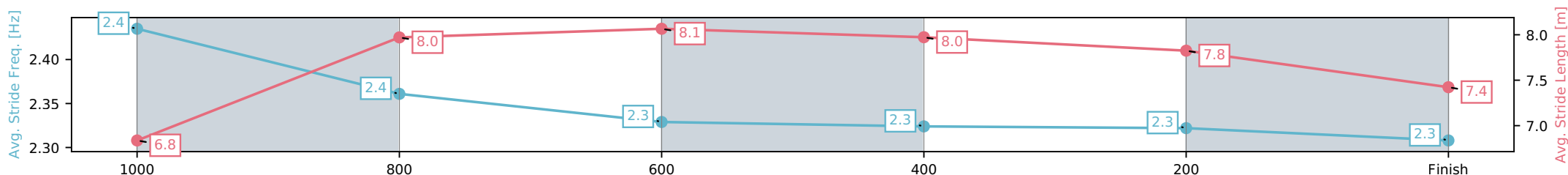
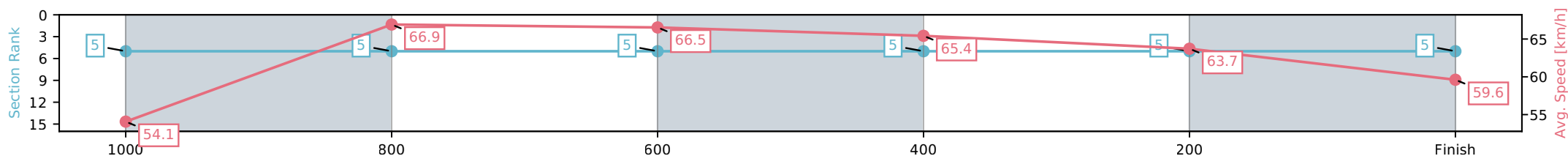
Horse/Jockey Name	Dub Stepping/Tahlia Fenlon
Finish Rank	5
Fastest Section Time (Section)	0:10.88 (1000-800)
Top Speed [km/h] (Section)	68.1 (1000-800)
Race State	Finished



Townsville QLD --Professional-2026-06-06
 Race 7: BELLE PROPERTY QTIS 2YO CLASSIC - 1200m
 06 June 2026 - 5:01PM
 Track Rating: Good 3, Weather: Fine, Rail Position: True Entire Circuit



Section	L1200	L1000	L800	L600	L400	L200
Section Times	1:09.99 (0:13.58)	0:56.41 [5] (0:10.88)	0:45.54 [5] (0:10.92)	0:34.62 [5] (0:11.13)	0:23.49 [5] (0:11.36)	0:12.13 [5] (0:12.13)
Average Speed [km/h]	54.1	66.9	66.5	65.4	63.7	59.6
Top Speed [km/h]	66.3	68.1	67.6	66.4	65.9	61.7
Avg. Dist. to Rail [m]	5.6	2.4	2.2	2.1	2.3	2.3
Avg. Stride Freq. [Hz]	2.4	2.4	2.3	2.3	2.3	2.3
Avg. Stride Length [m]	6.8	8.0	8.1	8.0	7.8	7.4



[] Ranking at each section and finish
 -:-:- No data available at this section
 NA No data available

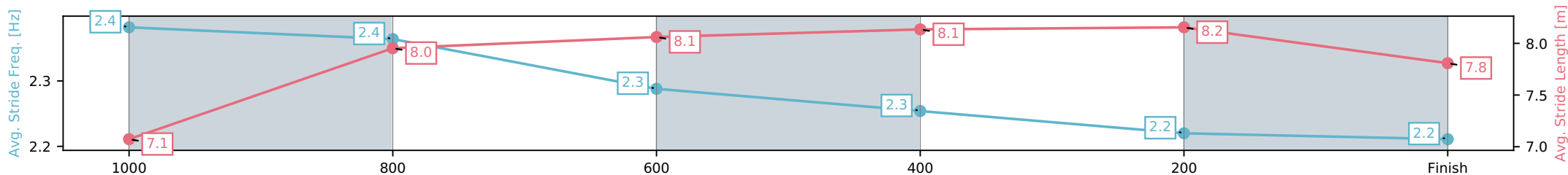
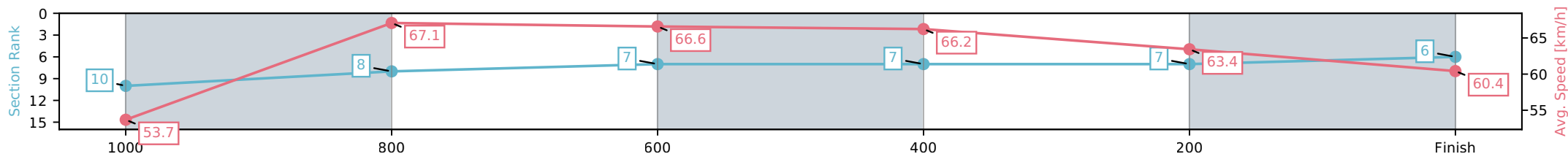
Horse/Jockey Name	Blessed Boom/Chris Mclver
Finish Rank	6
Fastest Section Time (Section)	0:10.80 (1000-800)
Top Speed [km/h] (Section)	68.6 (600-400)
Race State	Finished



Townsville QLD --Professional-2026-06-06
 Race 7: BELLE PROPERTY QTIS 2YO CLASSIC - 1200m
 06 June 2026 - 5:01PM
 Track Rating: Good 3, Weather: Fine, Rail Position: True Entire Circuit



Section	L1200	L1000	L800	L600	L400	L200
Section Times	1:10.02 (0:13.83)	0:56.19 [10] (0:10.80)	0:45.39 [8] (0:10.92)	0:34.47 [7] (0:11.05)	0:23.42 [7] (0:11.43)	0:11.99 [7] (0:11.99)
Average Speed [km/h]	53.7	67.1	66.6	66.2	63.4	60.4
Top Speed [km/h]	67.6	68.4	68.1	68.6	66.0	61.9
Avg. Dist. to Rail [m]	3.8	1.4	2.5	3.1	3.8	5.3
Avg. Stride Freq. [Hz]	2.4	2.4	2.3	2.3	2.2	2.2
Avg. Stride Length [m]	7.1	8.0	8.1	8.1	8.2	7.8



- [] Ranking at each section and finish
- :-:- No data available at this section
- NA No data available

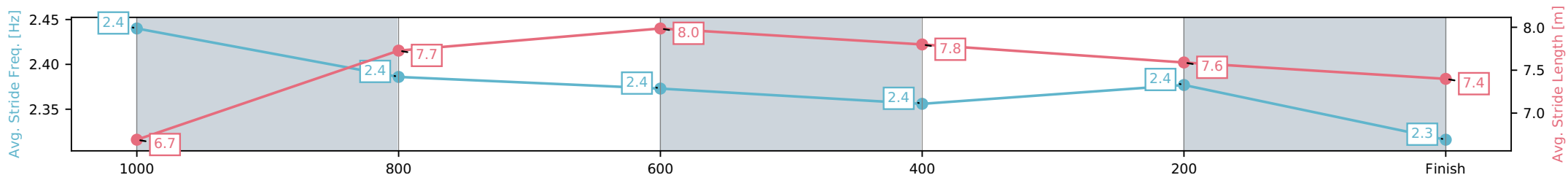
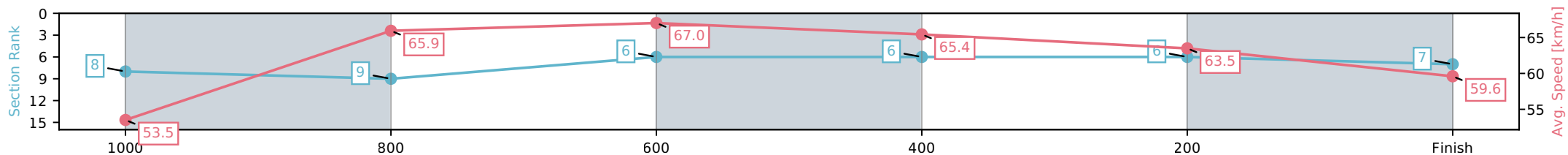
Horse/Jockey Name	Worthy Gem/Ivo Fry
Finish Rank	7
Fastest Section Time (Section)	0:10.77 (800-600)
Top Speed [km/h] (Section)	68.8 (800-600)
Race State	Finished



Townsville QLD --Professional-2026-06-06
 Race 7: BELLE PROPERTY QTIS 2YO CLASSIC - 1200m
 06 June 2026 - 5:01PM
 Track Rating: Good 3, Weather: Fine, Rail Position: True Entire Circuit



Section	L1200	L1000	L800	L600	L400	L200
Section Times	1:10.04 (0:13.76)	0:56.28 [8] (0:10.96)	0:45.32 [9] (0:10.77)	0:34.55 [6] (0:11.02)	0:23.53 [6] (0:11.38)	0:12.15 [6] (0:12.15)
Average Speed [km/h]	53.5	65.9	67.0	65.4	63.5	59.6
Top Speed [km/h]	66.5	68.6	68.8	67.4	65.1	62.2
Avg. Dist. to Rail [m]	2.3	0.9	0.4	0.5	1.8	1.9
Avg. Stride Freq. [Hz]	2.4	2.4	2.4	2.4	2.4	2.3
Avg. Stride Length [m]	6.7	7.7	8.0	7.8	7.6	7.4



- [] Ranking at each section and finish
- :-:- No data available at this section
- NA No data available

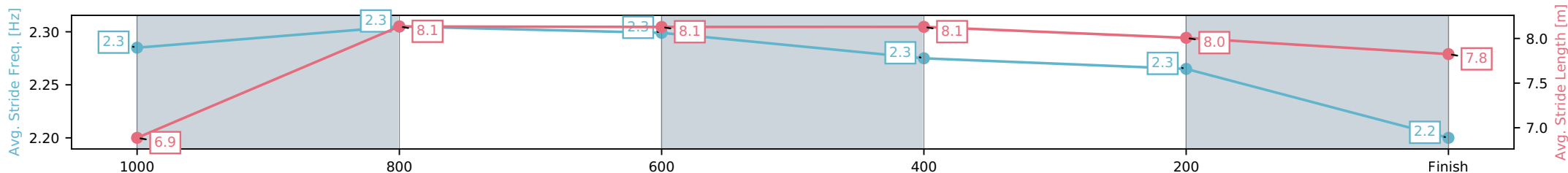
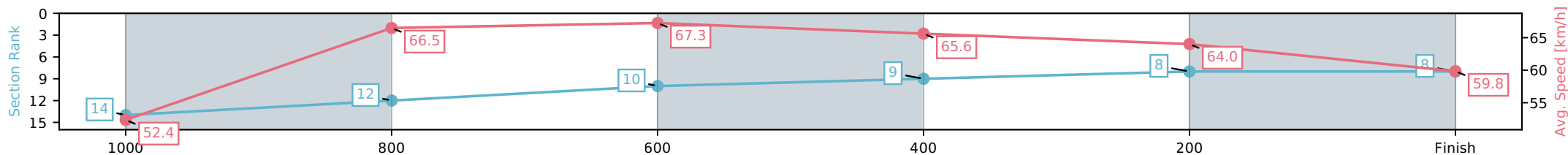
Horse/Jockey Name	Dee Three/Adam Sewell
Finish Rank	8
Fastest Section Time (Section)	0:10.80 (800-600)
Top Speed [km/h] (Section)	68.2 (1200 - 1000)
Race State	Finished



Townsville QLD --Professional-2026-06-06
 Race 7: BELLE PROPERTY QTIS 2YO CLASSIC - 1200m
 06 June 2026 - 5:01PM
 Track Rating: Good 3, Weather: Fine, Rail Position: True Entire Circuit



Section	L1200	L1000	L800	L600	L400	L200
Section Times	1:10.18 (0:14.07)	0:56.11 [14] (0:10.90)	0:45.21 [12] (0:10.80)	0:34.41 [10] (0:11.04)	0:23.37 [9] (0:11.25)	0:12.12 [8] (0:12.12)
Average Speed [km/h]	52.4	66.5	67.3	65.6	64.0	59.8
Top Speed [km/h]	68.2	67.8	68.1	66.3	64.7	62.9
Avg. Dist. to Rail [m]	7.9	1.4	1.4	1.3	1.3	3.0
Avg. Stride Freq. [Hz]	2.3	2.3	2.3	2.3	2.3	2.2
Avg. Stride Length [m]	6.9	8.1	8.1	8.1	8.0	7.8



- [] Ranking at each section and finish
- :-:- No data available at this section
- NA No data available

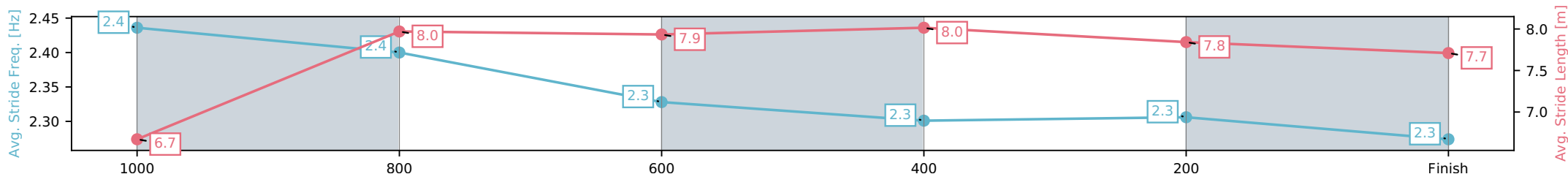
Horse/Jockey Name	Sport/Raul Silvera Olivera
Finish Rank	9
Fastest Section Time (Section)	0:10.85 (1000-800)
Top Speed [km/h] (Section)	68.6 (1000-800)
Race State	Finished



Townsville QLD --Professional-2026-06-06
 Race 7: BELLE PROPERTY QTIS 2YO CLASSIC - 1200m
 06 June 2026 - 5:01PM
 Track Rating: Good 3, Weather: Fine, Rail Position: True Entire Circuit



Section	L1200	L1000	L800	L600	L400	L200
Section Times	1:10.42 (0:13.90)	0:56.52 [12] (0:10.85)	0:45.67 [10] (0:11.21)	0:34.46 [12] (0:11.22)	0:23.24 [12] (0:11.38)	0:11.85 [12] (0:11.85)
Average Speed [km/h]	53.3	67.6	65.4	65.5	63.6	61.2
Top Speed [km/h]	68.2	68.6	66.2	66.2	64.7	62.6
Avg. Dist. to Rail [m]	11.0	3.9	3.7	3.8	4.0	3.8
Avg. Stride Freq. [Hz]	2.4	2.4	2.3	2.3	2.3	2.3
Avg. Stride Length [m]	6.7	8.0	7.9	8.0	7.8	7.7



- [] Ranking at each section and finish
- :-:- No data available at this section
- NA No data available

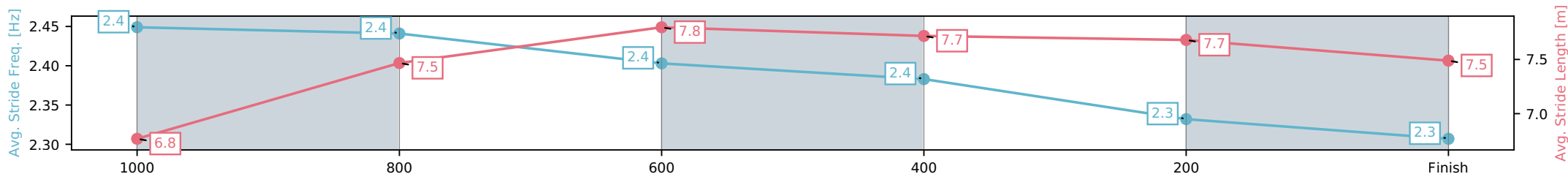
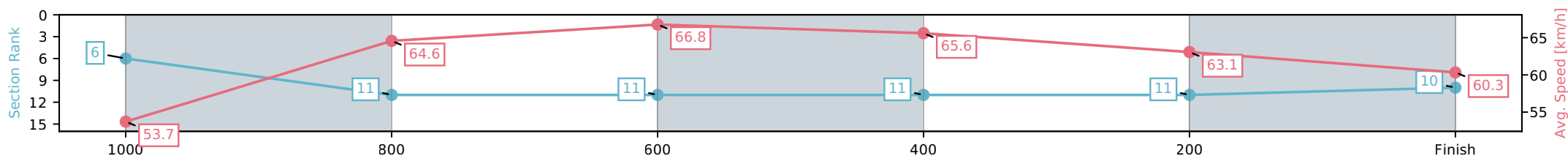
Horse/Jockey Name	Golden Glaze/Lauren Guernier
Finish Rank	10
Fastest Section Time (Section)	0:10.93 (800-600)
Top Speed [km/h] (Section)	68.3 (800-600)
Race State	Finished



Townsville QLD --Professional-2026-06-06
 Race 7: BELLE PROPERTY QTIS 2YO CLASSIC - 1200m
 06 June 2026 - 5:01PM
 Track Rating: Good 3, Weather: Fine, Rail Position: True Entire Circuit



Section	L1200	L1000	L800	L600	L400	L200
Section Times	1:10.51 (0:13.67)	0:56.84 [6] (0:11.29)	0:45.54 [11] (0:10.93)	0:34.62 [11] (0:11.13)	0:23.49 [11] (0:11.48)	0:12.01 [11] (0:12.01)
Average Speed [km/h]	53.7	64.6	66.8	65.6	63.1	60.3
Top Speed [km/h]	67.8	67.2	68.3	66.5	64.8	61.7
Avg. Dist. to Rail [m]	3.3	2.4	2.7	2.4	3.0	2.5
Avg. Stride Freq. [Hz]	2.4	2.4	2.4	2.4	2.3	2.3
Avg. Stride Length [m]	6.8	7.5	7.8	7.7	7.7	7.5



- [] Ranking at each section and finish
- :-:- No data available at this section
- NA No data available

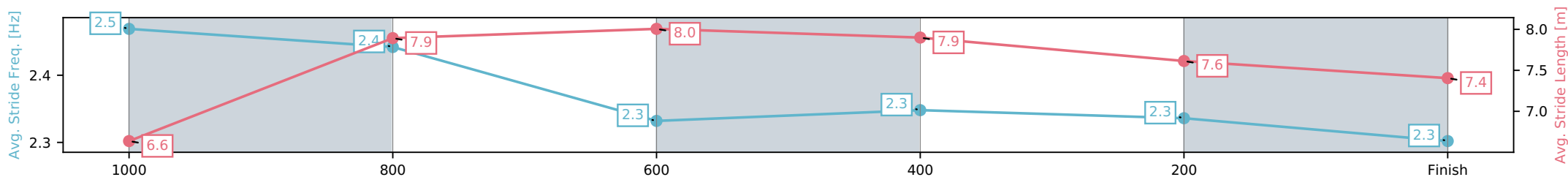
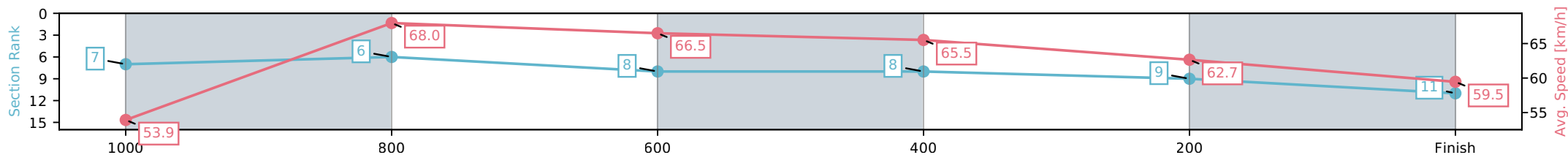
Horse/Jockey Name	Boomious/Tasha Chambers
Finish Rank	11
Fastest Section Time (Section)	0:10.82 (1000-800)
Top Speed [km/h] (Section)	69.1 (1200 - 1000)
Race State	Finished



Townsville QLD --Professional-2026-06-06
 Race 7: BELLE PROPERTY QTIS 2YO CLASSIC - 1200m
 06 June 2026 - 5:01PM
 Track Rating: Good 3, Weather: Fine, Rail Position: True Entire Circuit



Section	L1200	L1000	L800	L600	L400	L200
Section Times	1:10.55 (0:13.70)	0:56.85 [7] (0:10.82)	0:46.03 [6] (0:11.05)	0:34.98 [8] (0:11.19)	0:23.79 [8] (0:11.60)	0:12.18 [9] (0:12.18)
Average Speed [km/h]	53.9	68.0	66.5	65.5	62.7	59.5
Top Speed [km/h]	69.1	68.9	67.1	67.4	64.3	61.0
Avg. Dist. to Rail [m]	9.0	4.2	3.9	3.8	4.9	4.7
Avg. Stride Freq. [Hz]	2.5	2.4	2.3	2.3	2.3	2.3
Avg. Stride Length [m]	6.6	7.9	8.0	7.9	7.6	7.4



- [] Ranking at each section and finish
- :-:- No data available at this section
- NA No data available

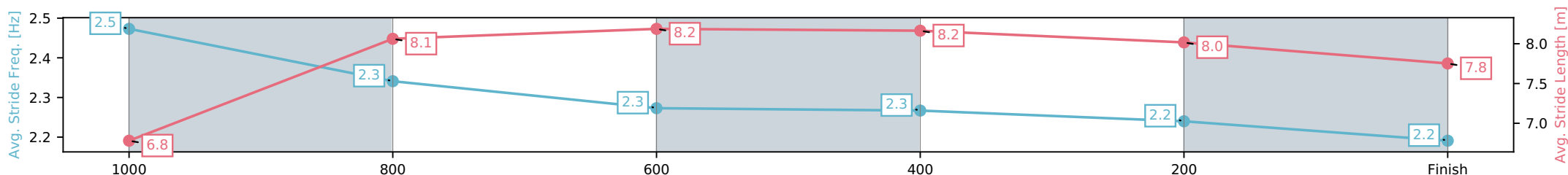
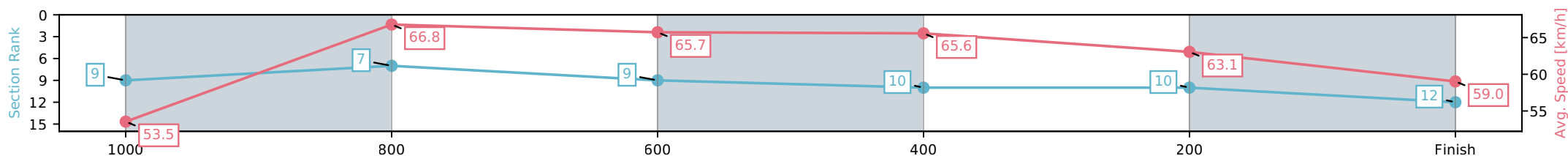
Horse/Jockey Name	Carlando/Nathan Thomas
Finish Rank	12
Fastest Section Time (Section)	0:10.86 (1000-800)
Top Speed [km/h] (Section)	69.4 (1200 - 1000)
Race State	Finished



Townsville QLD --Professional-2026-06-06
 Race 7: BELLE PROPERTY QTIS 2YO CLASSIC - 1200m
 06 June 2026 - 5:01PM
 Track Rating: Good 3, Weather: Fine, Rail Position: True Entire Circuit



Section	L1200	L1000	L800	L600	L400	L200
Section Times	1:10.73 (0:13.76)	0:56.97 [9] (0:10.86)	0:46.11 [7] (0:11.10)	0:35.01 [9] (0:11.21)	0:23.80 [10] (0:11.52)	0:12.28 [10] (0:12.28)
Average Speed [km/h]	53.5	66.8	65.7	65.6	63.1	59.0
Top Speed [km/h]	69.4	68.2	67.1	66.7	64.7	61.4
Avg. Dist. to Rail [m]	7.5	1.7	2.4	3.9	6.0	6.1
Avg. Stride Freq. [Hz]	2.5	2.3	2.3	2.3	2.2	2.2
Avg. Stride Length [m]	6.8	8.1	8.2	8.2	8.0	7.8



- [] Ranking at each section and finish
- :-:- No data available at this section
- NA No data available

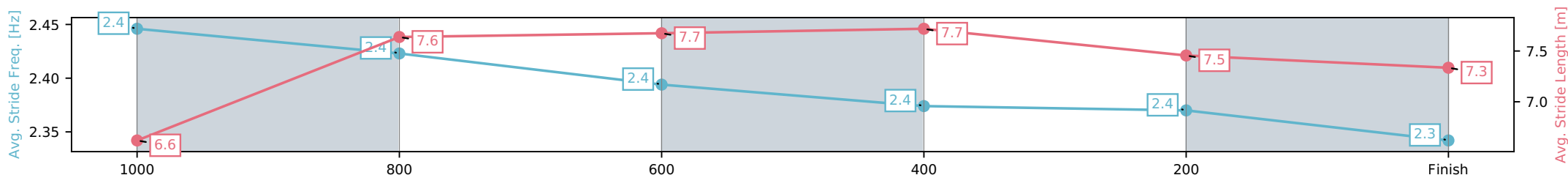
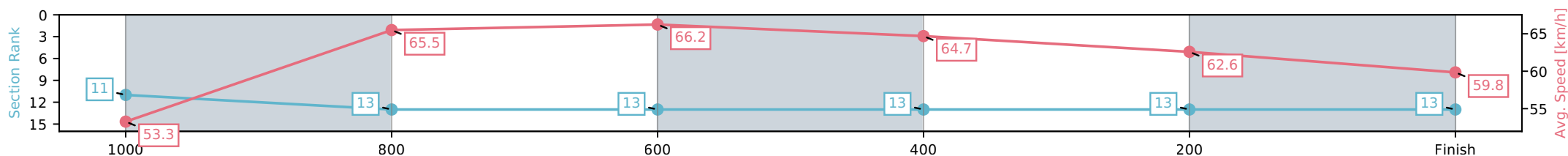
Horse/Jockey Name	Rocky Prince/Masayuki Abe
Finish Rank	13
Fastest Section Time (Section)	0:11.05 (800-600)
Top Speed [km/h] (Section)	67.6 (800-600)
Race State	Finished



Townsville QLD --Professional-2026-06-06
 Race 7: BELLE PROPERTY QTIS 2YO CLASSIC - 1200m
 06 June 2026 - 5:01PM
 Track Rating: Good 3, Weather: Fine, Rail Position: True Entire Circuit



Section	L1200	L1000	L800	L600	L400	L200
Section Times	1:11.07 (0:13.87)	0:57.20 [11] (0:11.22)	0:45.98 [13] (0:11.05)	0:34.93 [13] (0:11.25)	0:23.68 [13] (0:11.57)	0:12.11 [13] (0:12.11)
Average Speed [km/h]	53.3	65.5	66.2	64.7	62.6	59.8
Top Speed [km/h]	67.2	67.1	67.6	65.6	64.2	61.5
Avg. Dist. to Rail [m]	8.1	4.1	3.0	2.1	4.9	7.1
Avg. Stride Freq. [Hz]	2.4	2.4	2.4	2.4	2.4	2.3
Avg. Stride Length [m]	6.6	7.6	7.7	7.7	7.5	7.3



- [] Ranking at each section and finish
- :-:- No data available at this section
- NA No data available

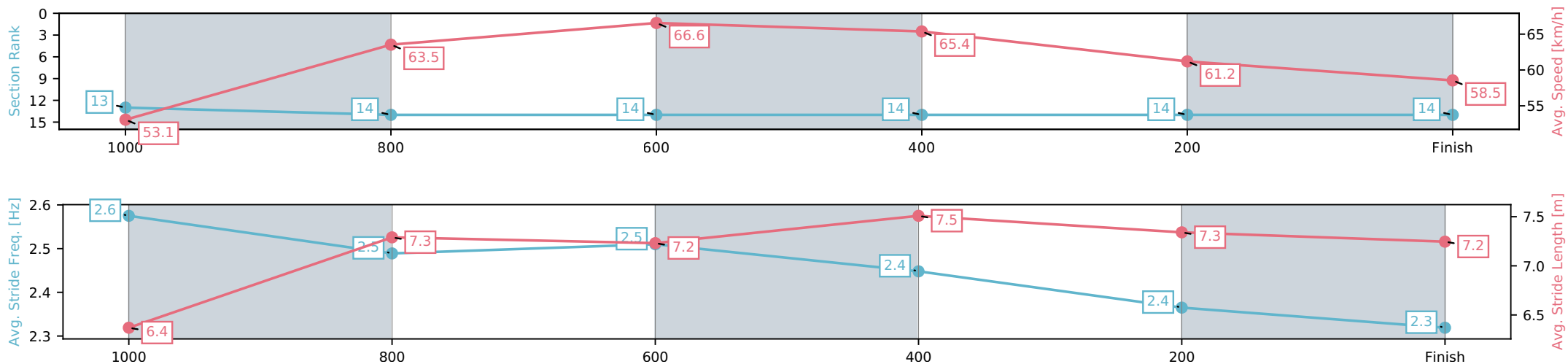
Horse/Jockey Name	Maganista/Adam Spinks
Finish Rank	14
Fastest Section Time (Section)	0:10.96 (800-600)
Top Speed [km/h] (Section)	69.0 (800-600)
Race State	Finished



Townsville QLD --Professional-2026-06-06
 Race 7: BELLE PROPERTY QTIS 2YO CLASSIC - 1200m
 06 June 2026 - 5:01PM
 Track Rating: Good 3, Weather: Fine, Rail Position: True Entire Circuit



Section	L1200	L1000	L800	L600	L400	L200
Section Times	1:11.86 (0:13.93)	0:57.93 [13] (0:11.50)	0:46.43 [14] (0:10.96)	0:35.47 [14] (0:11.20)	0:24.27 [14] (0:11.88)	0:12.39 [14] (0:12.39)
Average Speed [km/h]	53.1	63.5	66.6	65.4	61.2	58.5
Top Speed [km/h]	66.8	67.1	69.0	68.1	64.5	60.4
Avg. Dist. to Rail [m]	4.7	3.2	2.6	3.4	5.0	5.5
Avg. Stride Freq. [Hz]	2.6	2.5	2.5	2.4	2.4	2.3
Avg. Stride Length [m]	6.4	7.3	7.2	7.5	7.3	7.2



- [] Ranking at each section and finish
- :-:- No data available at this section
- NA No data available