



Sunshine Coast QLD -
Race 1: Worrells Sunshine Coast Maiden Handicap - 1000m
 07 June 2026 - 12:09PM



Track Rating: Soft 5, Weather: Fine, Rail Position: +5m Entire Circuit

Field Times 0:58.29 0:44.66 0:33.71 0:22.74 0:11.77
 (Race Tempo) (0:13.63) (0:10.95) (0:10.98) (0:10.97) (0:11.77)

| Rank | TAB# | Horse | Overall Time | First 400m | Top Speed km/h (Section) | L1000 | L800 | L600 | L400 | L200 | | | |
|------|--------|---------------------|---------------|------------|--------------------------|-------------|-------------|-------------|-------------|--------------|--|--|--|
| | (BAR#) | Jockey | Margin (DT-W) | Last 600m | Fastest Section (Time) | Start - 800 | 800 - 600 | 600 - 400 | 400 - 200 | 200 - Finish | | | |
| 1 | 1 | Gram | 0:58.29 | 0:24.59 | 66.8 (800-600) | 0:58.29 | 0:44.66 [1] | 0:33.70 [2] | 0:22.74 [1] | 0:11.77 [1] | | | |
| | (4) | Leah Martyn | | 0:33.70 | 800-600 (0:10.96) | (0:13.63) | (0:10.96) | (0:10.96) | (0:10.97) | (0:11.77) | | | |
| 2 | 4 | Ocean Alo | 0:59.25 | 0:24.90 | 67.0 (1000 - 800) | 0:59.25 | 0:45.43 [5] | 0:34.35 [5] | 0:23.32 [3] | 0:12.14 [3] | | | |
| | (7) | Rob Thorburn | 5.7L (+0) | 0:34.35 | 600-400 (0:11.03) | (0:13.82) | (0:11.08) | (0:11.03) | (0:11.18) | (0:12.14) | | | |
| 3 | 3 | Savasteel | 0:59.36 | 0:25.17 | 66.3 (800-600) | 0:59.36 | 0:45.29 [7] | 0:34.18 [8] | 0:23.17 [6] | 0:11.99 [6] | | | |
| | (9) | Jake Bayliss | 6.3L (+1) | 0:34.19 | 600-400 (0:11.02) | (0:14.07) | (0:11.10) | (0:11.02) | (0:11.18) | (0:11.99) | | | |
| 4 | 9 | Demes Girl | 0:59.36 | 0:24.58 | 67.8 (800-600) | 0:59.36 | 0:45.73 [1] | 0:34.78 [1] | 0:23.49 [2] | 0:12.25 [2] | | | |
| | (2) | Taylor Marshall | 6.3L (+0) | 0:34.78 | 800-600 (0:10.95) | (0:13.63) | (0:10.95) | (0:11.29) | (0:11.24) | (0:12.25) | | | |
| 5 | 7 | Luminous Girl | 0:59.61 | 0:24.81 | 66.8 (800-600) | 0:59.61 | 0:45.76 [6] | 0:34.81 [3] | 0:23.67 [4] | 0:12.33 [4] | | | |
| | (1) | Ben Thompson | 7.8L (-1) | 0:34.81 | 800-600 (0:10.95) | (0:13.86) | (0:10.95) | (0:11.14) | (0:11.34) | (0:12.33) | | | |
| 6 | 5 | Major Hot | 0:59.65 | 0:24.88 | 67.2 (800-600) | 0:59.65 | 0:45.88 [4] | 0:34.76 [4] | 0:23.69 [5] | 0:12.32 [5] | | | |
| | (5) | Georgina Cartwright | 8.0L (+2) | 0:34.76 | 600-400 (0:11.07) | (0:13.77) | (0:11.11) | (0:11.07) | (0:11.37) | (0:12.32) | | | |
| 7 | 8 | Piggietales | 0:59.96 | 0:25.70 | 65.2 (600-400) | 0:59.96 | 0:45.54 [9] | 0:34.26 [9] | 0:23.10 [9] | 0:11.92 [8] | | | |
| | (3) | Courtney Bellamy | 9.9L (+0) | 0:34.26 | 600-400 (0:11.16) | (0:14.42) | (0:11.28) | (0:11.16) | (0:11.18) | (0:11.92) | | | |
| 8 | 6 | Wild Lass | 1:00.04 | 0:25.10 | 66.1 (600-400) | 1:00.04 | 0:46.28 [3] | 0:34.94 [6] | 0:23.76 [7] | 0:12.47 [7] | | | |
| | (8) | Kayla Johnston | 10.3L (+4) | 0:34.93 | 600-400 (0:11.17) | (0:13.76) | (0:11.34) | (0:11.17) | (0:11.29) | (0:12.47) | | | |
| 9 | 2 | Heroic Villen | 1:00.44 | 0:25.16 | 66.0 (800-600) | 1:00.44 | 0:46.36 [8] | 0:35.28 [7] | 0:24.01 [8] | 0:12.27 [9] | | | |
| | (6) | Corey Sutherland | 12.7L (+2) | 0:35.29 | 800-600 (0:11.08) | (0:14.08) | (0:11.08) | (0:11.27) | (0:11.75) | (0:12.27) | | | |

Report Created: Sun 07 June 2026

(Note: Races are conducted over an approximate distance as close as possible to the advertised distance, and recorded data may vary accordingly. Official times refer to race times only and do not include handicap times.)

[] Position in running at each section and finish TAB# Saddle cloth number
 -:-:- No data available at this section BAR# Barrier/Gate Position
 NA No data available DNF Did not finish
 DNT Did not track DT-W Distance travelled compared to winner in metres

Fastest split
 Fastest section

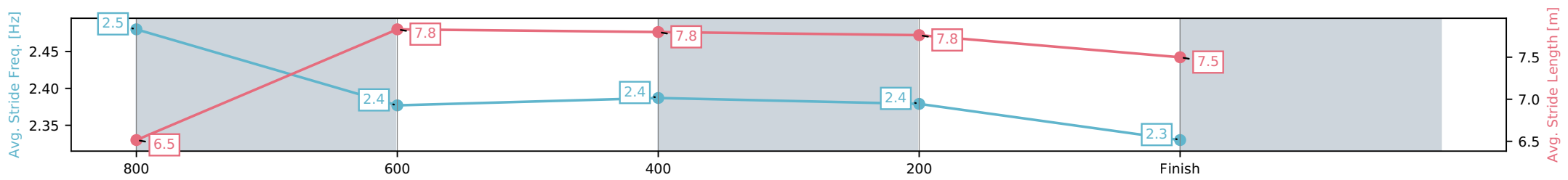
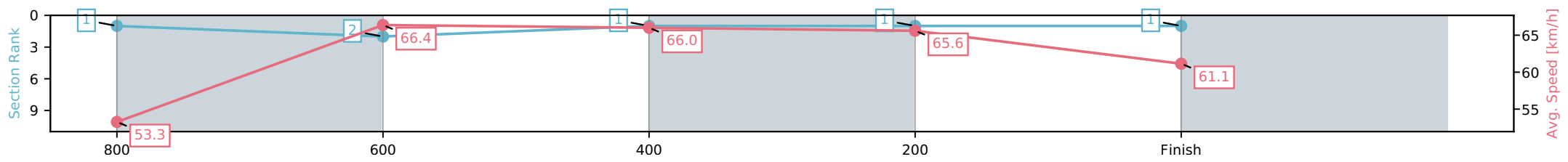
| | |
|--------------------------------|-------------------|
| Horse/Jockey Name | Gram/Leah Martyn |
| Finish Rank | 1 |
| Fastest Section Time (Section) | 0:10.96 (800-600) |
| Top Speed [km/h] (Section) | 66.8 (800-600) |
| Race State | Finished |



Sunshine Coast QLD
 Race 1: Worrells Sunshine Coast Maiden Handicap - 1000m
 07 June 2026 - 12:09PM
 Track Rating: Soft 5, Weather: Fine, Rail Position: +5m Entire Circuit



| Section | L1000 | L800 | L600 | L400 | L200 |
|------------------------|----------------------|--------------------------|--------------------------|--------------------------|--------------------------|
| Section Times | 0:58.29 (0:13.63) | 0:44.66 [1] (0:10.96) | 0:33.70 [2] (0:10.96) | 0:22.74 [1] (0:10.97) | 0:11.77 [1] (0:11.77) |
| Average Speed [km/h] | 53.3 | 66.4 | 66.0 | 65.6 | 61.1 |
| Top Speed [km/h] | 66.7 | 66.8 | 66.4 | 66.4 | 64.4 |
| Avg. Dist. to Rail [m] | 6.1 | 2.8 | 0.9 | 1.6 | 1.6 |
| Avg. Stride Freq. [Hz] | 2.5 | 2.4 | 2.4 | 2.4 | 2.3 |
| Avg. Stride Length [m] | 6.5 | 7.8 | 7.8 | 7.8 | 7.5 |



[] Ranking at each section and finish
 -:-:- No data available at this section
 NA No data available

| | |
|--------------------------------|------------------------|
| Horse/Jockey Name | Ocean Alo/Rob Thorburn |
| Finish Rank | 2 |
| Fastest Section Time (Section) | 0:11.03 (600-400) |
| Top Speed [km/h] (Section) | 67.0 (1000 - 800) |
| Race State | Finished |



Sunshine Coast QLD

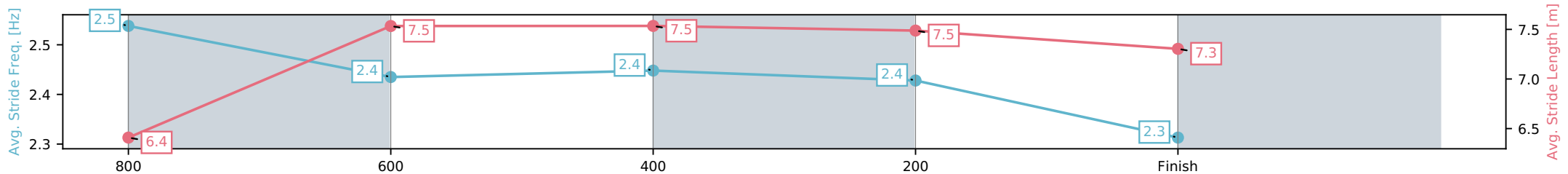
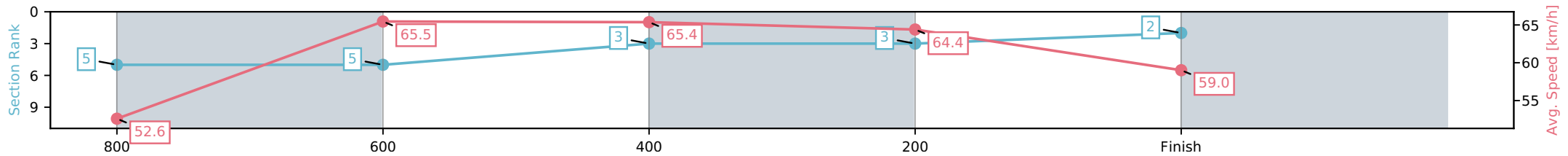
Race 1: Worrells Sunshine Coast Maiden Handicap - 1000m

07 June 2026 - 12:09PM



Track Rating: Soft 5, Weather: Fine, Rail Position: +5m Entire Circuit

| Section | L1000 | L800 | L600 | L400 | L200 |
|------------------------|----------------------|--------------------------|--------------------------|--------------------------|--------------------------|
| Section Times | 0:59.25 (0:13.82) | 0:45.43 [5] (0:11.08) | 0:34.35 [5] (0:11.03) | 0:23.32 [3] (0:11.18) | 0:12.14 [3] (0:12.14) |
| Average Speed [km/h] | 52.6 | 65.5 | 65.4 | 64.4 | 59.0 |
| Top Speed [km/h] | 67.0 | 66.2 | 66.2 | 65.9 | 62.1 |
| Avg. Dist. to Rail [m] | 8.6 | 2.9 | 0.3 | 1.6 | 0.6 |
| Avg. Stride Freq. [Hz] | 2.5 | 2.4 | 2.4 | 2.4 | 2.3 |
| Avg. Stride Length [m] | 6.4 | 7.5 | 7.5 | 7.5 | 7.3 |



- [] Ranking at each section and finish
- :-:- No data available at this section
- NA No data available

| | |
|--------------------------------|------------------------|
| Horse/Jockey Name | Savasteel/Jake Bayliss |
| Finish Rank | 3 |
| Fastest Section Time (Section) | 0:11.02 (600-400) |
| Top Speed [km/h] (Section) | 66.3 (800-600) |
| Race State | Finished |



Sunshine Coast QLD

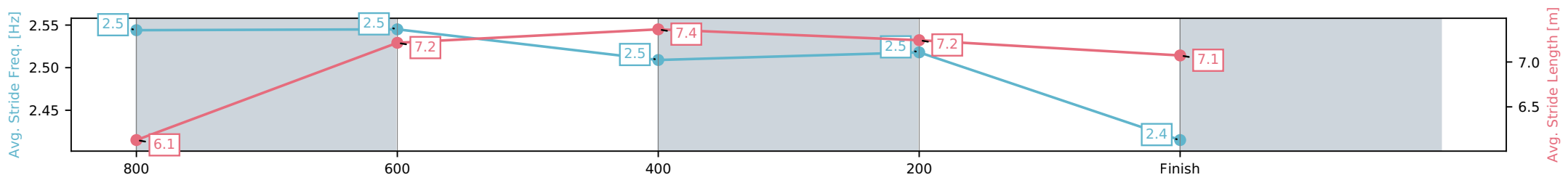
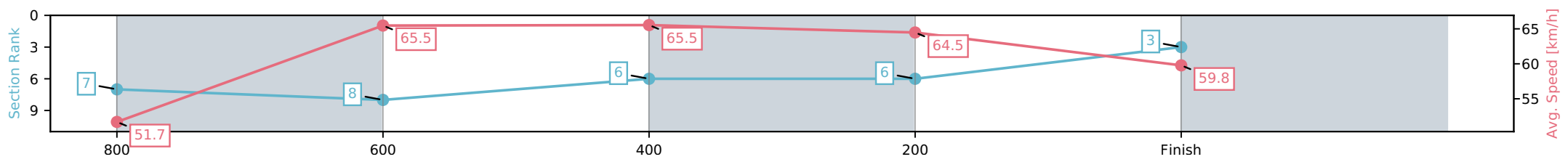
Race 1: Worrells Sunshine Coast Maiden Handicap - 1000m

07 June 2026 - 12:09PM



Track Rating: Soft 5, Weather: Fine, Rail Position: +5m Entire Circuit

| Section | L1000 | L800 | L600 | L400 | L200 |
|------------------------|----------------------|--------------------------|--------------------------|--------------------------|--------------------------|
| Section Times | 0:59.36 (0:14.07) | 0:45.29 [7] (0:11.10) | 0:34.18 [8] (0:11.02) | 0:23.17 [6] (0:11.18) | 0:11.99 [6] (0:11.99) |
| Average Speed [km/h] | 51.7 | 65.5 | 65.5 | 64.5 | 59.8 |
| Top Speed [km/h] | 64.4 | 66.3 | 66.1 | 65.7 | 63.0 |
| Avg. Dist. to Rail [m] | 9.7 | 3.2 | 0.5 | 2.5 | 1.9 |
| Avg. Stride Freq. [Hz] | 2.5 | 2.5 | 2.5 | 2.5 | 2.4 |
| Avg. Stride Length [m] | 6.1 | 7.2 | 7.4 | 7.2 | 7.1 |



[] Ranking at each section and finish
 -:-:- No data available at this section
 NA No data available

| | |
|--------------------------------|----------------------------|
| Horse/Jockey Name | Demes Girl/Taylor Marshall |
| Finish Rank | 4 |
| Fastest Section Time (Section) | 0:10.95 (800-600) |
| Top Speed [km/h] (Section) | 67.8 (800-600) |
| Race State | Finished |



Sunshine Coast QLD

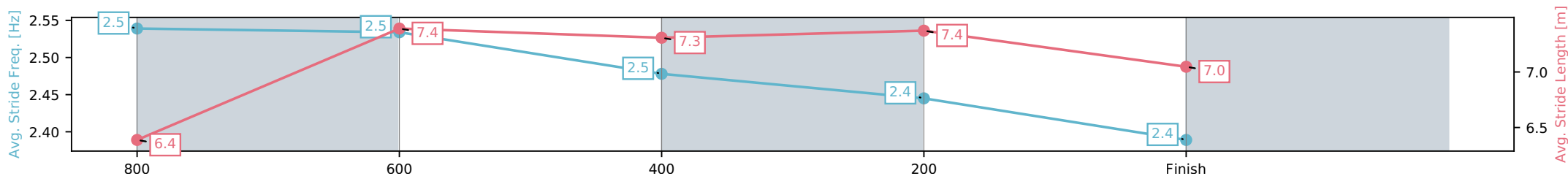
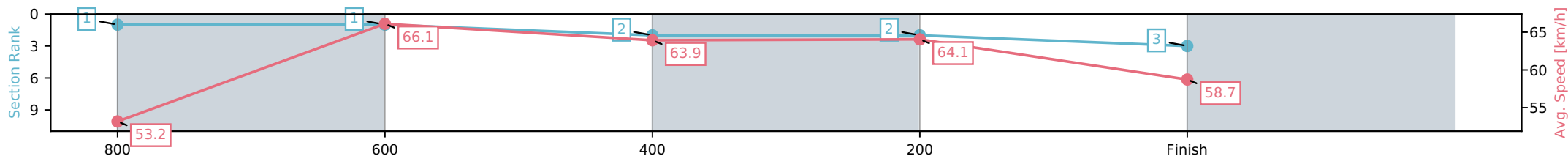
Race 1: Worrells Sunshine Coast Maiden Handicap - 1000m

07 June 2026 - 12:09PM



Track Rating: Soft 5, Weather: Fine, Rail Position: +5m Entire Circuit

| Section | L1000 | L800 | L600 | L400 | L200 |
|------------------------|----------------------|--------------------------|--------------------------|--------------------------|--------------------------|
| Section Times | 0:59.36 (0:13.63) | 0:45.73 [1] (0:10.95) | 0:34.78 [1] (0:11.29) | 0:23.49 [2] (0:11.24) | 0:12.25 [2] (0:12.25) |
| Average Speed [km/h] | 53.2 | 66.1 | 63.9 | 64.1 | 58.7 |
| Top Speed [km/h] | 67.7 | 67.8 | 65.3 | 65.3 | 62.7 |
| Avg. Dist. to Rail [m] | 4.2 | 1.6 | 0.5 | 0.4 | 0.6 |
| Avg. Stride Freq. [Hz] | 2.5 | 2.5 | 2.5 | 2.4 | 2.4 |
| Avg. Stride Length [m] | 6.4 | 7.4 | 7.3 | 7.4 | 7.0 |



- [] Ranking at each section and finish
- :-:- No data available at this section
- NA No data available

| | |
|--------------------------------|----------------------------|
| Horse/Jockey Name | Luminous Girl/Ben Thompson |
| Finish Rank | 5 |
| Fastest Section Time (Section) | 0:10.95 (800-600) |
| Top Speed [km/h] (Section) | 66.8 (800-600) |
| Race State | Finished |



Sunshine Coast QLD

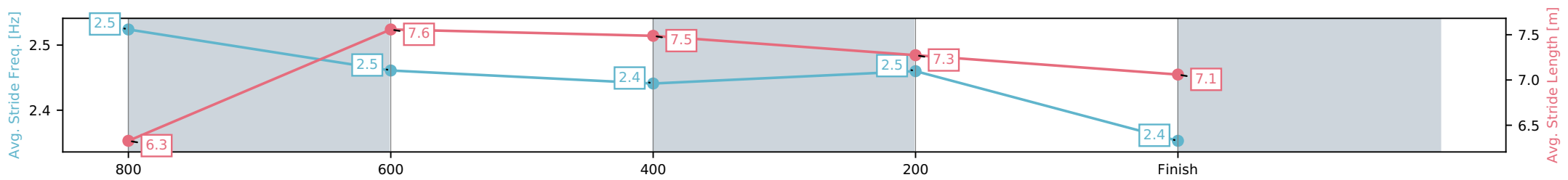
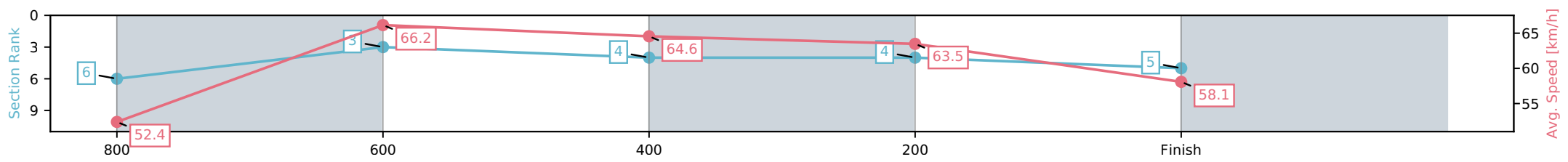
Race 1: Worrells Sunshine Coast Maiden Handicap - 1000m

07 June 2026 - 12:09PM



Track Rating: Soft 5, Weather: Fine, Rail Position: +5m Entire Circuit

| Section | L1000 | L800 | L600 | L400 | L200 |
|------------------------|----------------------|--------------------------|--------------------------|--------------------------|--------------------------|
| Section Times | 0:59.61 (0:13.86) | 0:45.76 [6] (0:10.95) | 0:34.81 [3] (0:11.14) | 0:23.67 [4] (0:11.34) | 0:12.33 [4] (0:12.33) |
| Average Speed [km/h] | 52.4 | 66.2 | 64.6 | 63.5 | 58.1 |
| Top Speed [km/h] | 66.6 | 66.8 | 65.8 | 64.5 | 61.3 |
| Avg. Dist. to Rail [m] | 3.4 | 1.9 | 0.4 | 0.3 | 0.2 |
| Avg. Stride Freq. [Hz] | 2.5 | 2.5 | 2.4 | 2.5 | 2.4 |
| Avg. Stride Length [m] | 6.3 | 7.6 | 7.5 | 7.3 | 7.1 |



[] Ranking at each section and finish
 -:-:- No data available at this section
 NA No data available

| | |
|--------------------------------|-------------------------------|
| Horse/Jockey Name | Major Hot/Georgina Cartwright |
| Finish Rank | 6 |
| Fastest Section Time (Section) | 0:11.07 (600-400) |
| Top Speed [km/h] (Section) | 67.2 (800-600) |
| Race State | Finished |



Sunshine Coast QLD

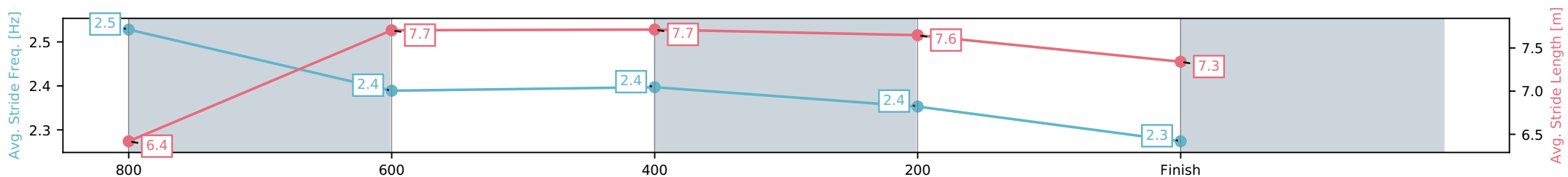
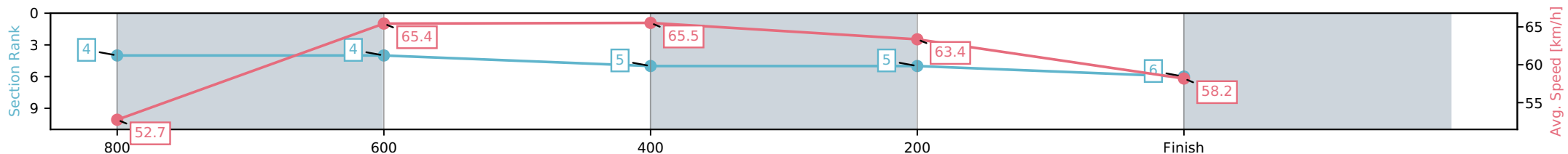
Race 1: Worrells Sunshine Coast Maiden Handicap - 1000m

07 June 2026 - 12:09PM



Track Rating: Soft 5, Weather: Fine, Rail Position: +5m Entire Circuit

| Section | L1000 | L800 | L600 | L400 | L200 |
|------------------------|----------------------|--------------------------|--------------------------|--------------------------|--------------------------|
| Section Times | 0:59.65 (0:13.77) | 0:45.88 [4] (0:11.11) | 0:34.76 [4] (0:11.07) | 0:23.69 [5] (0:11.37) | 0:12.32 [5] (0:12.32) |
| Average Speed [km/h] | 52.7 | 65.4 | 65.5 | 63.4 | 58.2 |
| Top Speed [km/h] | 64.4 | 67.2 | 66.6 | 65.8 | 61.1 |
| Avg. Dist. to Rail [m] | 7.2 | 3.1 | 1.4 | 2.1 | 1.3 |
| Avg. Stride Freq. [Hz] | 2.5 | 2.4 | 2.4 | 2.4 | 2.3 |
| Avg. Stride Length [m] | 6.4 | 7.7 | 7.7 | 7.6 | 7.3 |



- [] Ranking at each section and finish
- :-:- No data available at this section
- NA No data available

| | |
|--------------------------------|------------------------------|
| Horse/Jockey Name | Piggietales/Courtney Bellamy |
| Finish Rank | 7 |
| Fastest Section Time (Section) | 0:11.16 (600-400) |
| Top Speed [km/h] (Section) | 65.2 (600-400) |
| Race State | Finished |



Sunshine Coast QLD

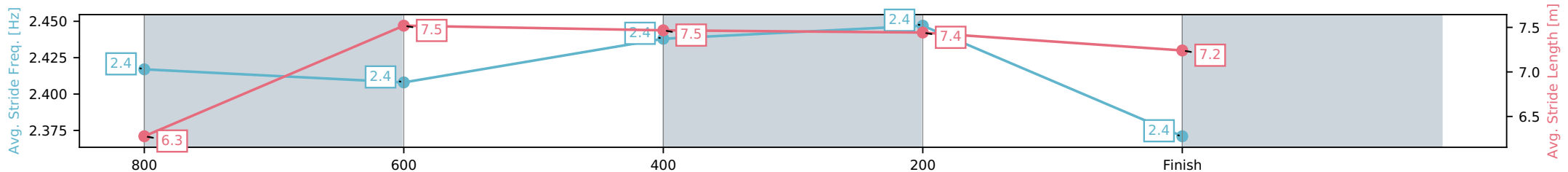
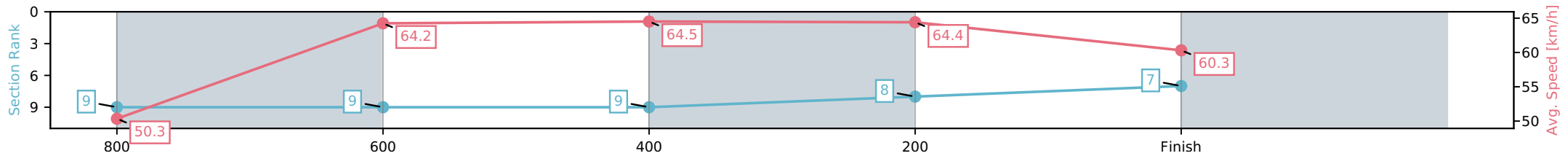
Race 1: Worrells Sunshine Coast Maiden Handicap - 1000m

07 June 2026 - 12:09PM



Track Rating: Soft 5, Weather: Fine, Rail Position: +5m Entire Circuit

| Section | L1000 | L800 | L600 | L400 | L200 |
|------------------------|----------------------|--------------------------|--------------------------|--------------------------|--------------------------|
| Section Times | 0:59.96 (0:14.42) | 0:45.54 [9] (0:11.28) | 0:34.26 [9] (0:11.16) | 0:23.10 [9] (0:11.18) | 0:11.92 [8] (0:11.92) |
| Average Speed [km/h] | 50.3 | 64.2 | 64.5 | 64.4 | 60.3 |
| Top Speed [km/h] | 64.0 | 64.6 | 65.2 | 65.1 | 62.5 |
| Avg. Dist. to Rail [m] | 4.8 | 2.3 | 0.2 | 2.7 | 3.3 |
| Avg. Stride Freq. [Hz] | 2.4 | 2.4 | 2.4 | 2.4 | 2.4 |
| Avg. Stride Length [m] | 6.3 | 7.5 | 7.5 | 7.4 | 7.2 |



- [] Ranking at each section and finish
- :-:- No data available at this section
- NA No data available

| | |
|--------------------------------|--------------------------|
| Horse/Jockey Name | Wild Lass/Kayla Johnston |
| Finish Rank | 8 |
| Fastest Section Time (Section) | 0:11.17 (600-400) |
| Top Speed [km/h] (Section) | 66.1 (600-400) |
| Race State | Finished |



Sunshine Coast QLD

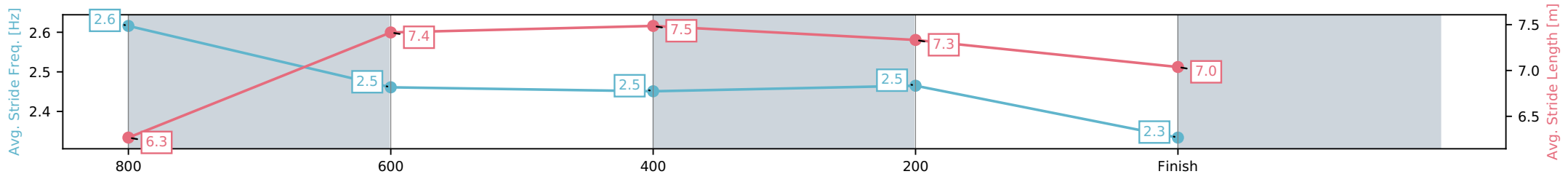
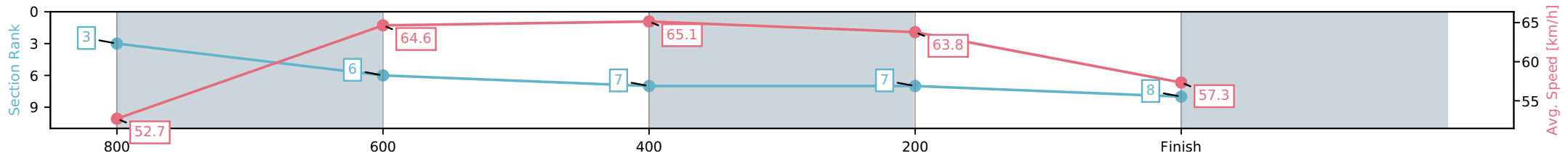
Race 1: Worrells Sunshine Coast Maiden Handicap - 1000m



07 June 2026 - 12:09PM

Track Rating: Soft 5, Weather: Fine, Rail Position: +5m Entire Circuit

| Section | L1000 | L800 | L600 | L400 | L200 |
|------------------------|----------------------|--------------------------|--------------------------|--------------------------|--------------------------|
| Section Times | 1:00.04 (0:13.76) | 0:46.28 [3] (0:11.34) | 0:34.94 [6] (0:11.17) | 0:23.76 [7] (0:11.29) | 0:12.47 [7] (0:12.47) |
| Average Speed [km/h] | 52.7 | 64.6 | 65.1 | 63.8 | 57.3 |
| Top Speed [km/h] | 65.6 | 65.4 | 66.1 | 66.0 | 61.1 |
| Avg. Dist. to Rail [m] | 9.8 | 4.8 | 2.0 | 4.1 | 4.3 |
| Avg. Stride Freq. [Hz] | 2.6 | 2.5 | 2.5 | 2.5 | 2.3 |
| Avg. Stride Length [m] | 6.3 | 7.4 | 7.5 | 7.3 | 7.0 |



- [] Ranking at each section and finish
- :-:- No data available at this section
- NA No data available

| | |
|--------------------------------|--------------------------------|
| Horse/Jockey Name | Heroic Villen/Corey Sutherland |
| Finish Rank | 9 |
| Fastest Section Time (Section) | 0:11.08 (800-600) |
| Top Speed [km/h] (Section) | 66.0 (800-600) |
| Race State | Finished |



Sunshine Coast QLD

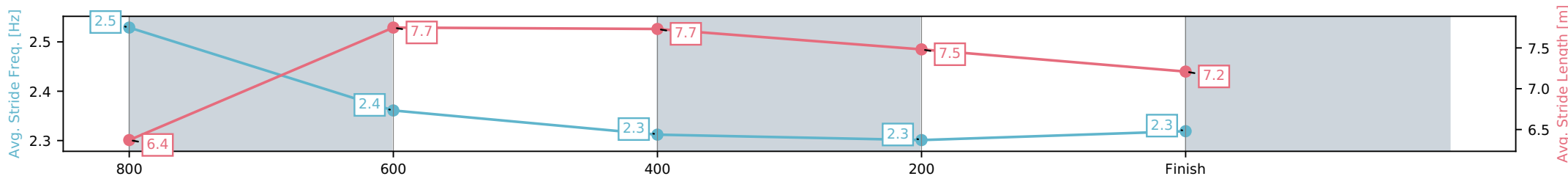
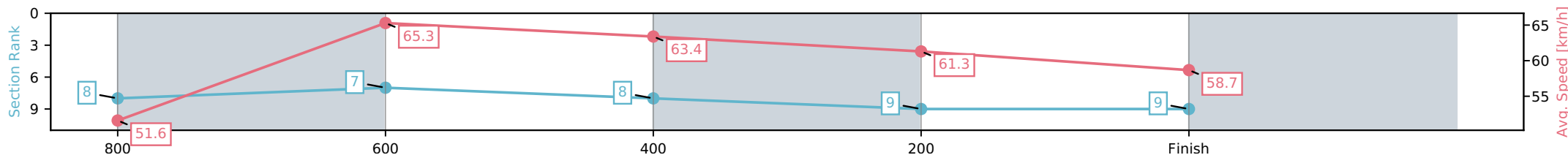
Race 1: Worrells Sunshine Coast Maiden Handicap - 1000m



07 June 2026 - 12:09PM

Track Rating: Soft 5, Weather: Fine, Rail Position: +5m Entire Circuit

| Section | L1000 | L800 | L600 | L400 | L200 |
|------------------------|----------------------|--------------------------|--------------------------|--------------------------|--------------------------|
| Section Times | 1:00.44 (0:14.08) | 0:46.36 [8] (0:11.08) | 0:35.28 [7] (0:11.27) | 0:24.01 [8] (0:11.75) | 0:12.27 [9] (0:12.27) |
| Average Speed [km/h] | 51.6 | 65.3 | 63.4 | 61.3 | 58.7 |
| Top Speed [km/h] | 64.8 | 66.0 | 64.8 | 62.1 | 60.9 |
| Avg. Dist. to Rail [m] | 7.2 | 1.7 | 1.2 | 0.4 | 0.8 |
| Avg. Stride Freq. [Hz] | 2.5 | 2.4 | 2.3 | 2.3 | 2.3 |
| Avg. Stride Length [m] | 6.4 | 7.7 | 7.7 | 7.5 | 7.2 |



- [] Ranking at each section and finish
- :-:- No data available at this section
- NA No data available



Sunshine Coast QLD -
 Race 2: Bathersby Legal Maiden Handicap - 1200m
 07 June 2026 - 12:50PM



Track Rating: Soft 5, Weather: Fine, Rail Position: +5m Entire Circuit

Field Times
 (Race Tempo) 1:12.60 0:58.51 0:47.01 0:35.10 0:23.38 0:12.13
 (0:14.09) (0:11.50) (0:11.91) (0:11.72) (0:11.25) (0:12.13)

| Rank | TAB# | Horse | Overall Time | First 400m | Top Speed km/h (Section) | L1200 | L1000 | L800 | L600 | L400 | L200 | | |
|------|--------|-----------------|---------------|------------|--------------------------|--------------|-------------|-------------|-------------|-------------|--------------|--|--|
| | (BAR#) | Jockey | Margin (DT-W) | Last 600m | Fastest Section (Time) | Start - 1000 | 1000 - 800 | 800 - 600 | 600 - 400 | 400 - 200 | 200 - Finish | | |
| 11 | 3 | Mud 'N' Blood | 1:14.05 | 0:25.85 | 64.8 (1000-800) | 1:14.05 | 0:59.72 [6] | 0:48.20 [3] | 0:36.23 [3] | 0:24.50 [3] | 0:12.73 [6] | | |
| | (10) | Taylor Marshall | 8.5L (+3) | 0:36.23 | 1000-800 (0:11.52) | (0:14.33) | (0:11.52) | (0:11.97) | (0:11.73) | (0:11.77) | (0:12.73) | | |

Scratched: Major Hot (#8), Steady On (#12), Luminous Girl (#13)

Report Created: Sun 07 June 2026

(Note: Races are conducted over an approximate distance as close as possible to the advertised distance, and recorded data may vary accordingly. Official times refer to race times only and do not include handicap times.)

[] Position in running at each section and finish TAB# Saddle cloth number

-:-:- No data available at this section

NA No data available

DNT Did not track

BAR# Barrier/Gate Position

DNF Did not finish

DT-W Distance travelled compared to winner in metres

Fastest split

Fastest section

| | |
|--------------------------------|------------------------|
| Horse/Jockey Name | Ardie Three/Emily Lang |
| Finish Rank | 1 |
| Fastest Section Time (Section) | 0:11.25 (400-200) |
| Top Speed [km/h] (Section) | 65.1 (1000-800) |
| Race State | Finished |



Sunshine Coast QLD

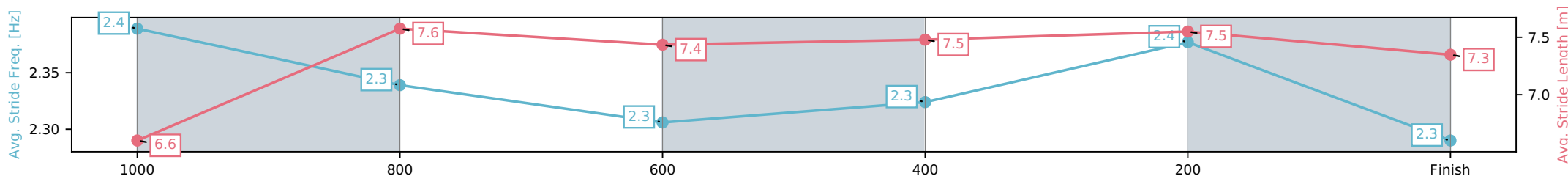
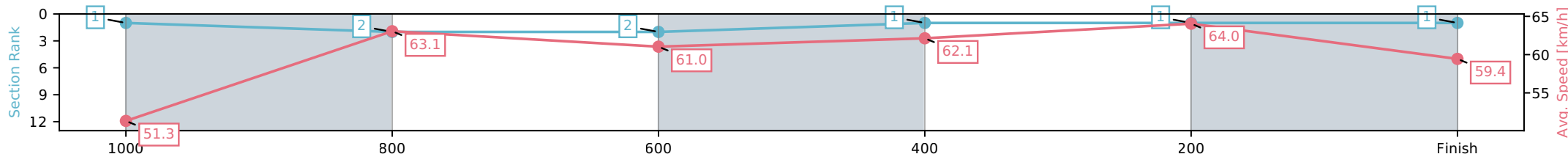
Race 2: Bathersby Legal Maiden Handicap - 1200m



07 June 2026 - 12:50PM

Track Rating: Soft 5, Weather: Fine, Rail Position: +5m Entire Circuit

| Section | L1200 | L1000 | L800 | L600 | L400 | L200 |
|------------------------|----------------------|--------------------------|--------------------------|--------------------------|--------------------------|--------------------------|
| Section Times | 1:12.60 (0:14.09) | 0:58.51 [1] (0:11.54) | 0:46.97 [2] (0:11.96) | 0:35.01 [2] (0:11.64) | 0:23.38 [1] (0:11.25) | 0:12.13 [1] (0:12.13) |
| Average Speed [km/h] | 51.3 | 63.1 | 61.0 | 62.1 | 64.0 | 59.4 |
| Top Speed [km/h] | 64.3 | 65.1 | 61.8 | 63.1 | 64.5 | 62.4 |
| Avg. Dist. to Rail [m] | 8.5 | 4.7 | 2.4 | 0.7 | 1.1 | 1.7 |
| Avg. Stride Freq. [Hz] | 2.4 | 2.3 | 2.3 | 2.3 | 2.4 | 2.3 |
| Avg. Stride Length [m] | 6.6 | 7.6 | 7.4 | 7.5 | 7.5 | 7.3 |



- [] Ranking at each section and finish
- :-:- No data available at this section
- NA No data available

| | |
|--------------------------------|------------------------|
| Horse/Jockey Name | Love Rebel/Daniel Moor |
| Finish Rank | 2 |
| Fastest Section Time (Section) | 0:11.10 (400-200) |
| Top Speed [km/h] (Section) | 65.5 (400-200) |
| Race State | Finished |



Sunshine Coast QLD

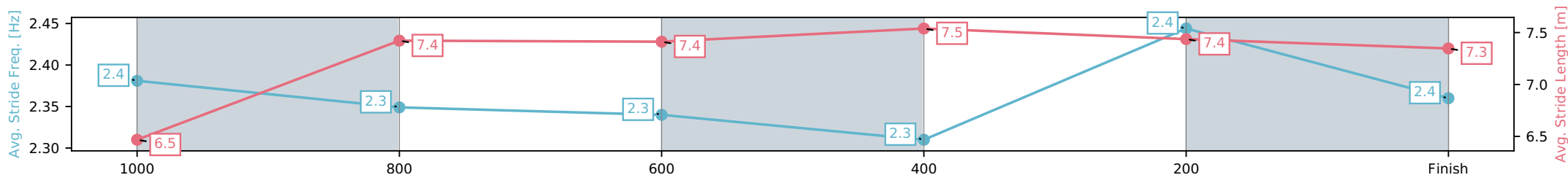
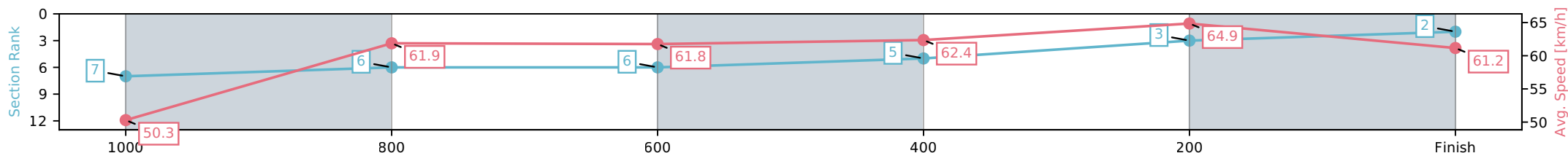
Race 2: Bathersby Legal Maiden Handicap - 1200m

07 June 2026 - 12:50PM



Track Rating: Soft 5, Weather: Fine, Rail Position: +5m Entire Circuit

| Section | L1200 | L1000 | L800 | L600 | L400 | L200 |
|------------------------|----------------------|--------------------------|--------------------------|--------------------------|--------------------------|--------------------------|
| Section Times | 1:12.64 (0:14.42) | 0:58.22 [7] (0:11.76) | 0:46.46 [6] (0:11.90) | 0:34.56 [6] (0:11.64) | 0:22.93 [5] (0:11.10) | 0:11.83 [3] (0:11.83) |
| Average Speed [km/h] | 50.3 | 61.9 | 61.8 | 62.4 | 64.9 | 61.2 |
| Top Speed [km/h] | 63.7 | 63.6 | 62.4 | 63.7 | 65.5 | 63.8 |
| Avg. Dist. to Rail [m] | 6.5 | 4.2 | 3.3 | 1.5 | 3.1 | 3.6 |
| Avg. Stride Freq. [Hz] | 2.4 | 2.3 | 2.3 | 2.3 | 2.4 | 2.4 |
| Avg. Stride Length [m] | 6.5 | 7.4 | 7.4 | 7.5 | 7.4 | 7.3 |



- [] Ranking at each section and finish
- :-:- No data available at this section
- NA No data available

| | |
|--------------------------------|--------------------------|
| Horse/Jockey Name | Jolly Japes/Cejay Graham |
| Finish Rank | 3 |
| Fastest Section Time (Section) | 0:11.34 (400-200) |
| Top Speed [km/h] (Section) | 64.5 (1000-800) |
| Race State | Finished |



Sunshine Coast QLD

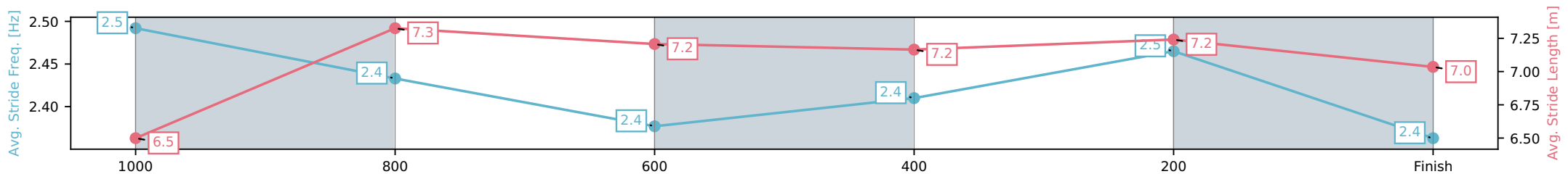
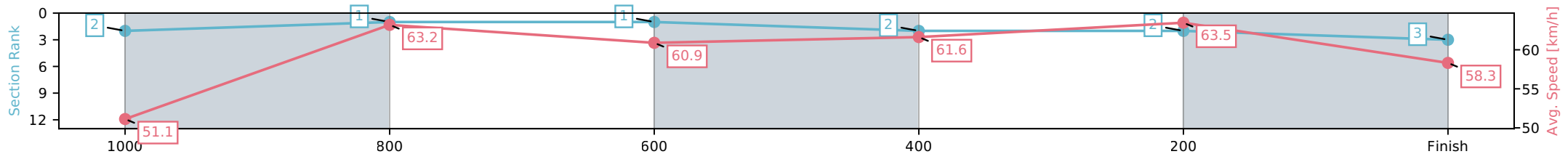
Race 2: Bathersby Legal Maiden Handicap - 1200m

07 June 2026 - 12:50PM



Track Rating: Soft 5, Weather: Fine, Rail Position: +5m Entire Circuit

| Section | L1200 | L1000 | L800 | L600 | L400 | L200 |
|------------------------|----------------------|--------------------------|--------------------------|--------------------------|--------------------------|--------------------------|
| Section Times | 1:12.91 (0:14.15) | 0:58.76 [2] (0:11.44) | 0:47.32 [1] (0:11.91) | 0:35.41 [1] (0:11.76) | 0:23.65 [2] (0:11.34) | 0:12.31 [2] (0:12.31) |
| Average Speed [km/h] | 51.1 | 63.2 | 60.9 | 61.6 | 63.5 | 58.3 |
| Top Speed [km/h] | 64.5 | 64.5 | 62.6 | 63.3 | 64.4 | 62.2 |
| Avg. Dist. to Rail [m] | 5.8 | 2.7 | 1.3 | 1.1 | 0.6 | 1.1 |
| Avg. Stride Freq. [Hz] | 2.5 | 2.4 | 2.4 | 2.4 | 2.5 | 2.4 |
| Avg. Stride Length [m] | 6.5 | 7.3 | 7.2 | 7.2 | 7.2 | 7.0 |



- [] Ranking at each section and finish
- :-:- No data available at this section
- NA No data available

| | |
|--------------------------------|-------------------------------|
| Horse/Jockey Name | Flying Akeed/Bella Youngberry |
| Finish Rank | 4 |
| Fastest Section Time (Section) | 0:11.27 (400-200) |
| Top Speed [km/h] (Section) | 64.5 (400-200) |
| Race State | Finished |



Sunshine Coast QLD

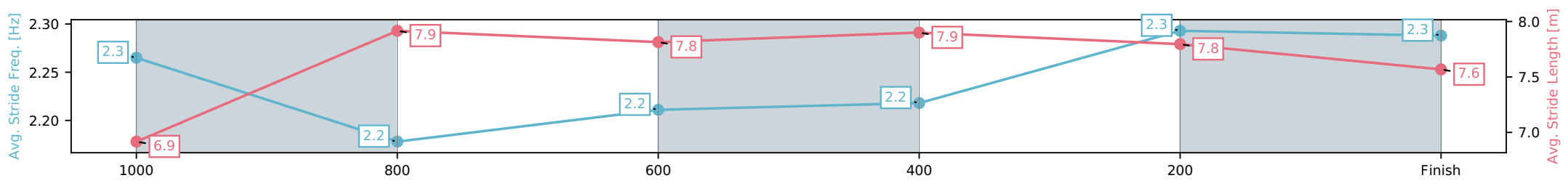
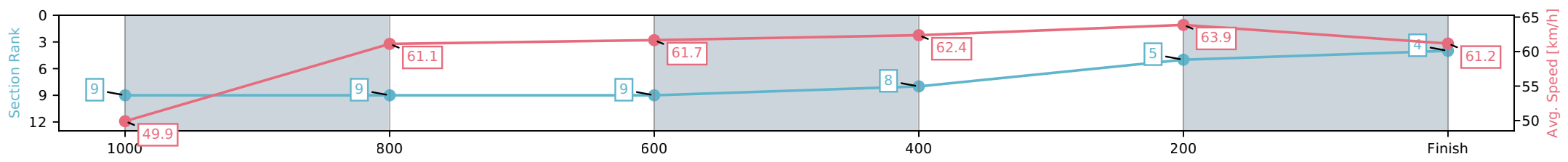
Race 2: Bathersby Legal Maiden Handicap - 1200m

07 June 2026 - 12:50PM



Track Rating: Soft 5, Weather: Fine, Rail Position: +5m Entire Circuit

| Section | L1200 | L1000 | L800 | L600 | L400 | L200 |
|------------------------|----------------------|--------------------------|--------------------------|--------------------------|--------------------------|--------------------------|
| Section Times | 1:13.01 (0:14.52) | 0:58.49 [9] (0:11.88) | 0:46.61 [9] (0:11.88) | 0:34.73 [9] (0:11.71) | 0:23.02 [8] (0:11.27) | 0:11.75 [5] (0:11.75) |
| Average Speed [km/h] | 49.9 | 61.1 | 61.7 | 62.4 | 63.9 | 61.2 |
| Top Speed [km/h] | 61.7 | 62.2 | 62.4 | 63.1 | 64.5 | 62.9 |
| Avg. Dist. to Rail [m] | 4.3 | 2.9 | 3.1 | 2.6 | 4.5 | 5.5 |
| Avg. Stride Freq. [Hz] | 2.3 | 2.2 | 2.2 | 2.2 | 2.3 | 2.3 |
| Avg. Stride Length [m] | 6.9 | 7.9 | 7.8 | 7.9 | 7.8 | 7.6 |



[] Ranking at each section and finish
 -:-:- No data available at this section
 NA No data available

| | |
|--------------------------------|------------------------------|
| Horse/Jockey Name | King Chance/Courtney Bellamy |
| Finish Rank | 5 |
| Fastest Section Time (Section) | 0:11.25 (400-200) |
| Top Speed [km/h] (Section) | 65.8 (400-200) |
| Race State | Finished |



Sunshine Coast QLD

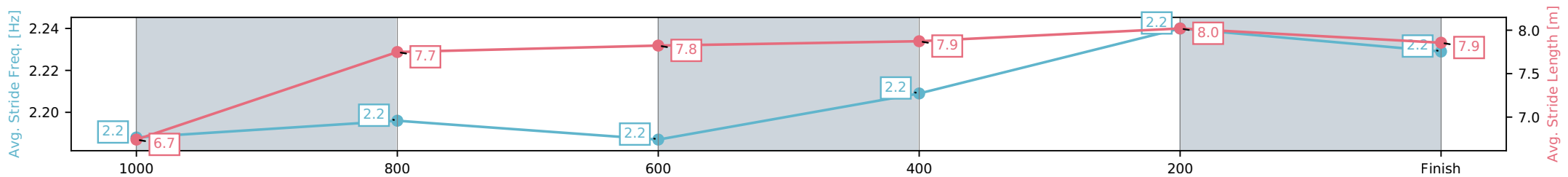
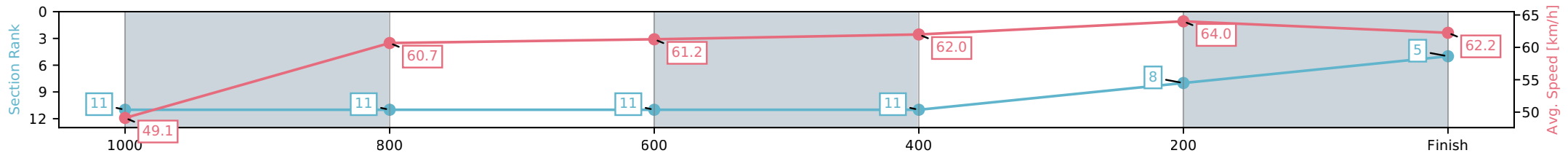
Race 2: Bathersby Legal Maiden Handicap - 1200m

07 June 2026 - 12:50PM



Track Rating: Soft 5, Weather: Fine, Rail Position: +5m Entire Circuit

| Section | L1200 | L1000 | L800 | L600 | L400 | L200 |
|------------------------|----------------------|---------------------------|---------------------------|---------------------------|---------------------------|--------------------------|
| Section Times | 1:13.02 (0:14.75) | 0:58.27 [11] (0:11.97) | 0:46.30 [11] (0:11.87) | 0:34.42 [11] (0:11.64) | 0:22.78 [11] (0:11.25) | 0:11.53 [8] (0:11.53) |
| Average Speed [km/h] | 49.1 | 60.7 | 61.2 | 62.0 | 64.0 | 62.2 |
| Top Speed [km/h] | 61.0 | 61.4 | 62.9 | 62.6 | 65.8 | 62.8 |
| Avg. Dist. to Rail [m] | 8.5 | 3.3 | 1.8 | 0.5 | 2.8 | 6.0 |
| Avg. Stride Freq. [Hz] | 2.2 | 2.2 | 2.2 | 2.2 | 2.2 | 2.2 |
| Avg. Stride Length [m] | 6.7 | 7.7 | 7.8 | 7.9 | 8.0 | 7.9 |



- [] Ranking at each section and finish
- :-:- No data available at this section
- NA No data available

| | |
|--------------------------------|----------------------|
| Horse/Jockey Name | Tintaura/Ron Stewart |
| Finish Rank | 6 |
| Fastest Section Time (Section) | 0:11.49 (400-200) |
| Top Speed [km/h] (Section) | 63.5 (400-200) |
| Race State | Finished |



Sunshine Coast QLD

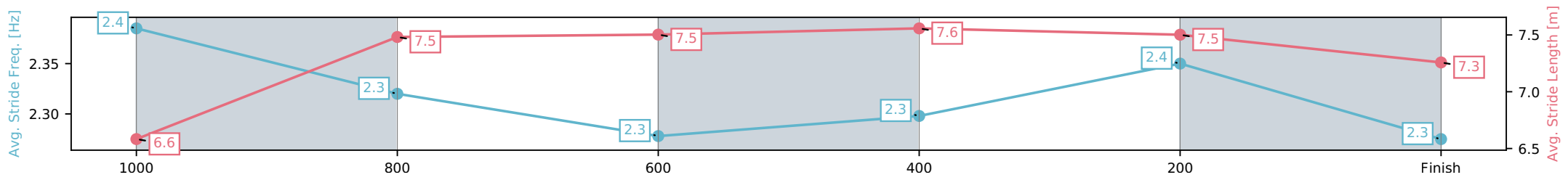
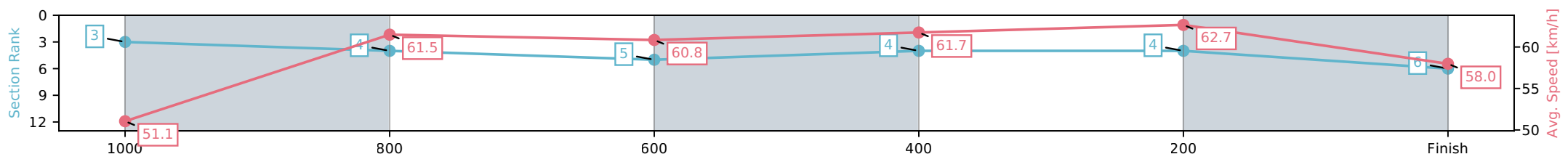
Race 2: Bathersby Legal Maiden Handicap - 1200m



07 June 2026 - 12:50PM

Track Rating: Soft 5, Weather: Fine, Rail Position: +5m Entire Circuit

| Section | L1200 | L1000 | L800 | L600 | L400 | L200 |
|------------------------|----------------------|--------------------------|--------------------------|--------------------------|--------------------------|--------------------------|
| Section Times | 1:13.51 (0:14.16) | 0:59.35 [3] (0:11.84) | 0:47.51 [4] (0:12.02) | 0:35.50 [5] (0:11.70) | 0:23.80 [4] (0:11.49) | 0:12.31 [4] (0:12.31) |
| Average Speed [km/h] | 51.1 | 61.5 | 60.8 | 61.7 | 62.7 | 58.0 |
| Top Speed [km/h] | 63.1 | 62.5 | 62.3 | 62.5 | 63.5 | 60.5 |
| Avg. Dist. to Rail [m] | 5.4 | 3.6 | 2.8 | 0.6 | 0.9 | 2.2 |
| Avg. Stride Freq. [Hz] | 2.4 | 2.3 | 2.3 | 2.3 | 2.4 | 2.3 |
| Avg. Stride Length [m] | 6.6 | 7.5 | 7.5 | 7.6 | 7.5 | 7.3 |



[] Ranking at each section and finish
 -:-:- No data available at this section
 NA No data available

| | |
|--------------------------------|--------------------------------|
| Horse/Jockey Name | Hell Of A High/Tiffani Brooker |
| Finish Rank | 7 |
| Fastest Section Time (Section) | 0:11.39 (400-200) |
| Top Speed [km/h] (Section) | 64.2 (400-200) |
| Race State | Finished |



Sunshine Coast QLD

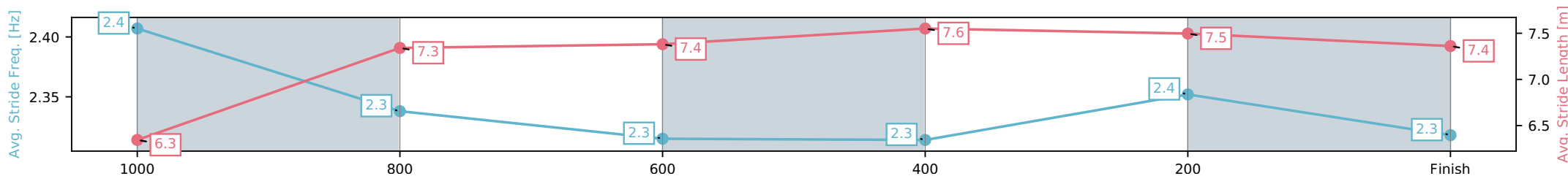
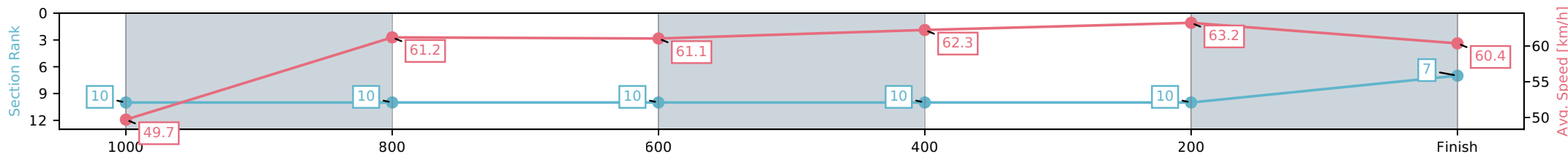
Race 2: Bathersby Legal Maiden Handicap - 1200m

07 June 2026 - 12:50PM



Track Rating: Soft 5, Weather: Fine, Rail Position: +5m Entire Circuit

| Section | L1200 | L1000 | L800 | L600 | L400 | L200 |
|------------------------|----------------------|---------------------------|---------------------------|---------------------------|---------------------------|---------------------------|
| Section Times | 1:13.56 (0:14.59) | 0:58.97 [10] (0:11.89) | 0:47.08 [10] (0:12.03) | 0:35.05 [10] (0:11.71) | 0:23.34 [10] (0:11.39) | 0:11.95 [10] (0:11.95) |
| Average Speed [km/h] | 49.7 | 61.2 | 61.1 | 62.3 | 63.2 | 60.4 |
| Top Speed [km/h] | 62.3 | 62.7 | 63.2 | 62.4 | 64.2 | 62.5 |
| Avg. Dist. to Rail [m] | 10.9 | 4.5 | 3.3 | 2.3 | 3.8 | 6.4 |
| Avg. Stride Freq. [Hz] | 2.4 | 2.3 | 2.3 | 2.3 | 2.4 | 2.3 |
| Avg. Stride Length [m] | 6.3 | 7.3 | 7.4 | 7.6 | 7.5 | 7.4 |



- [] Ranking at each section and finish
- :-:- No data available at this section
- NA No data available

| | |
|--------------------------------|---------------------------------|
| Horse/Jockey Name | Just Free Loading/Olivia Kendal |
| Finish Rank | 8 |
| Fastest Section Time (Section) | 0:11.56 (400-200) |
| Top Speed [km/h] (Section) | 64.1 (1200 - 1000) |
| Race State | Finished |



Sunshine Coast QLD

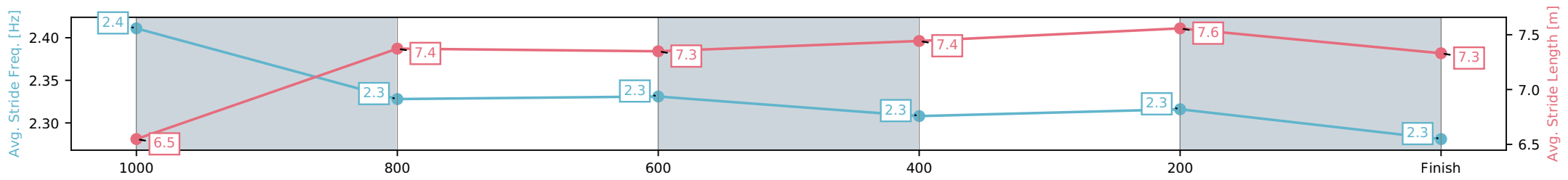
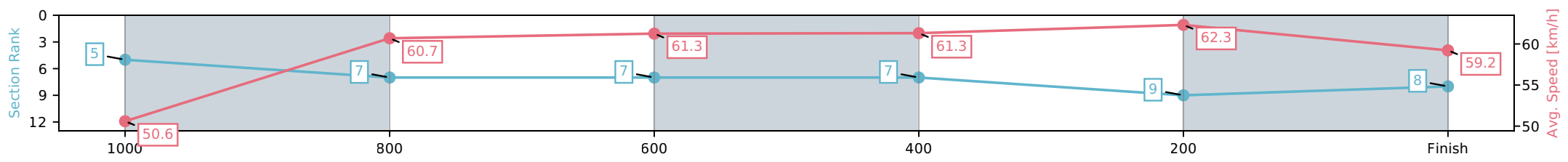
Race 2: Bathersby Legal Maiden Handicap - 1200m

07 June 2026 - 12:50PM



Track Rating: Soft 5, Weather: Fine, Rail Position: +5m Entire Circuit

| Section | L1200 | L1000 | L800 | L600 | L400 | L200 |
|------------------------|----------------------|--------------------------|--------------------------|--------------------------|--------------------------|--------------------------|
| Section Times | 1:13.69 (0:14.29) | 0:59.40 [5] (0:11.95) | 0:47.45 [7] (0:11.92) | 0:35.53 [7] (0:11.79) | 0:23.74 [7] (0:11.56) | 0:12.18 [9] (0:12.18) |
| Average Speed [km/h] | 50.6 | 60.7 | 61.3 | 61.3 | 62.3 | 59.2 |
| Top Speed [km/h] | 64.1 | 63.1 | 61.7 | 62.3 | 63.1 | 62.0 |
| Avg. Dist. to Rail [m] | 4.5 | 3.4 | 2.4 | 0.6 | 0.5 | 0.9 |
| Avg. Stride Freq. [Hz] | 2.4 | 2.3 | 2.3 | 2.3 | 2.3 | 2.3 |
| Avg. Stride Length [m] | 6.5 | 7.4 | 7.3 | 7.4 | 7.6 | 7.3 |



[] Ranking at each section and finish
 -:-:- No data available at this section
 NA No data available

| | |
|--------------------------------|-------------------------------|
| Horse/Jockey Name | Winning Flame/Mark Du Plessis |
| Finish Rank | 9 |
| Fastest Section Time (Section) | 0:11.49 (400-200) |
| Top Speed [km/h] (Section) | 64.6 (400-200) |
| Race State | Finished |



Sunshine Coast QLD

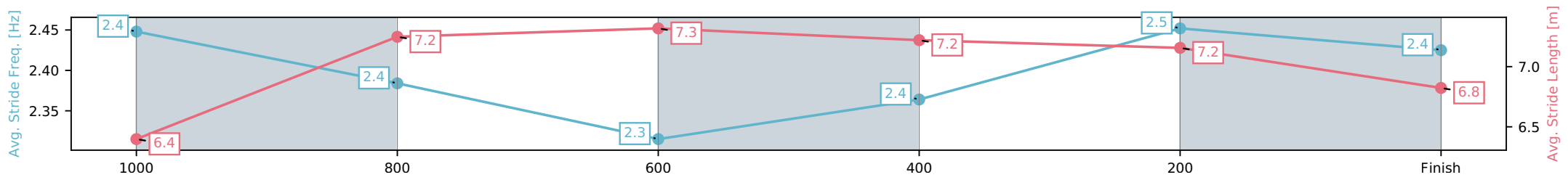
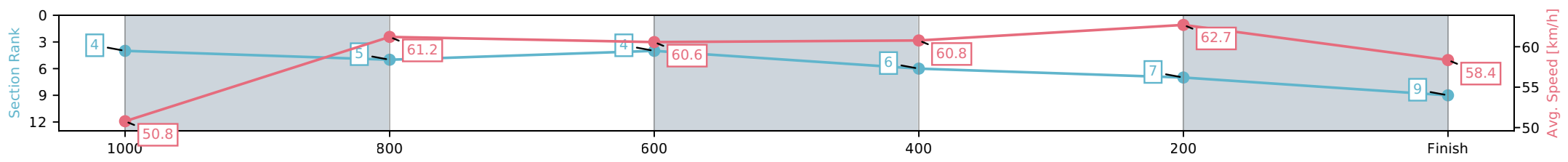
Race 2: Bathersby Legal Maiden Handicap - 1200m

07 June 2026 - 12:50PM



Track Rating: Soft 5, Weather: Fine, Rail Position: +5m Entire Circuit

| Section | L1200 | L1000 | L800 | L600 | L400 | L200 |
|------------------------|----------------------|--------------------------|--------------------------|--------------------------|--------------------------|--------------------------|
| Section Times | 1:13.71 (0:14.23) | 0:59.48 [4] (0:11.82) | 0:47.66 [5] (0:11.94) | 0:35.72 [4] (0:11.87) | 0:23.85 [6] (0:11.49) | 0:12.36 [7] (0:12.36) |
| Average Speed [km/h] | 50.8 | 61.2 | 60.6 | 60.8 | 62.7 | 58.4 |
| Top Speed [km/h] | 62.6 | 62.7 | 61.4 | 62.0 | 64.6 | 60.7 |
| Avg. Dist. to Rail [m] | 2.8 | 1.9 | 1.0 | 0.3 | 0.7 | 0.4 |
| Avg. Stride Freq. [Hz] | 2.4 | 2.4 | 2.3 | 2.4 | 2.5 | 2.4 |
| Avg. Stride Length [m] | 6.4 | 7.2 | 7.3 | 7.2 | 7.2 | 6.8 |



[] Ranking at each section and finish
 -:-:- No data available at this section
 NA No data available

| | |
|--------------------------------|---------------------------|
| Horse/Jockey Name | Old Faithful/Ben Thompson |
| Finish Rank | 10 |
| Fastest Section Time (Section) | 0:11.58 (400-200) |
| Top Speed [km/h] (Section) | 63.3 (400-200) |
| Race State | Finished |



Sunshine Coast QLD

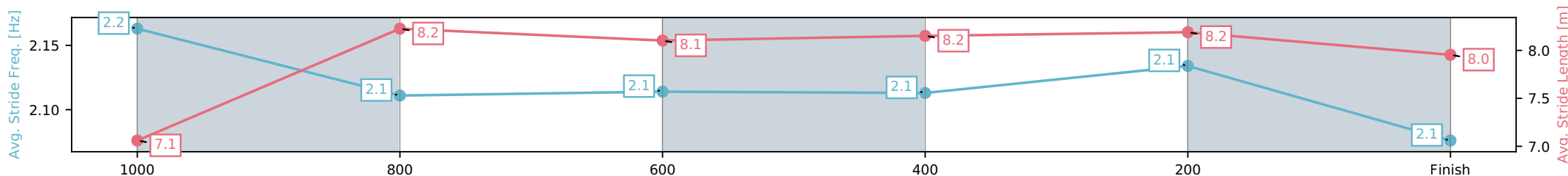
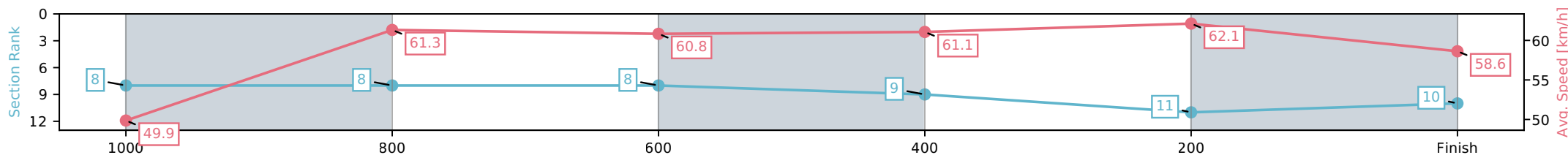
Race 2: Bathersby Legal Maiden Handicap - 1200m

07 June 2026 - 12:50PM



Track Rating: Soft 5, Weather: Fine, Rail Position: +5m Entire Circuit

| Section | L1200 | L1000 | L800 | L600 | L400 | L200 |
|------------------------|----------------------|--------------------------|--------------------------|--------------------------|--------------------------|---------------------------|
| Section Times | 1:13.91 (0:14.52) | 0:59.39 [8] (0:11.82) | 0:47.58 [8] (0:11.94) | 0:35.64 [8] (0:11.78) | 0:23.86 [9] (0:11.58) | 0:12.28 [11] (0:12.28) |
| Average Speed [km/h] | 49.9 | 61.3 | 60.8 | 61.1 | 62.1 | 58.6 |
| Top Speed [km/h] | 62.6 | 62.5 | 62.1 | 61.5 | 63.3 | 60.7 |
| Avg. Dist. to Rail [m] | 3.4 | 2.5 | 1.4 | 0.4 | 0.3 | 0.7 |
| Avg. Stride Freq. [Hz] | 2.2 | 2.1 | 2.1 | 2.1 | 2.1 | 2.1 |
| Avg. Stride Length [m] | 7.1 | 8.2 | 8.1 | 8.2 | 8.2 | 8.0 |



- [] Ranking at each section and finish
- :-:- No data available at this section
- NA No data available

| | |
|--------------------------------|-------------------------------|
| Horse/Jockey Name | Mud 'N' Blood/Taylor Marshall |
| Finish Rank | 11 |
| Fastest Section Time (Section) | 0:11.52 (1000-800) |
| Top Speed [km/h] (Section) | 64.8 (1000-800) |
| Race State | Finished |



Sunshine Coast QLD

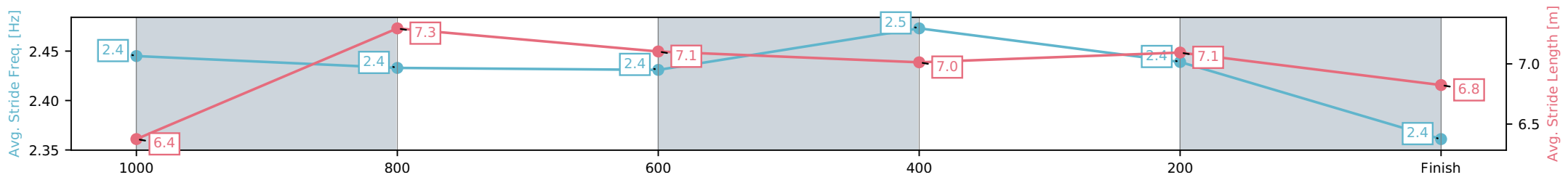
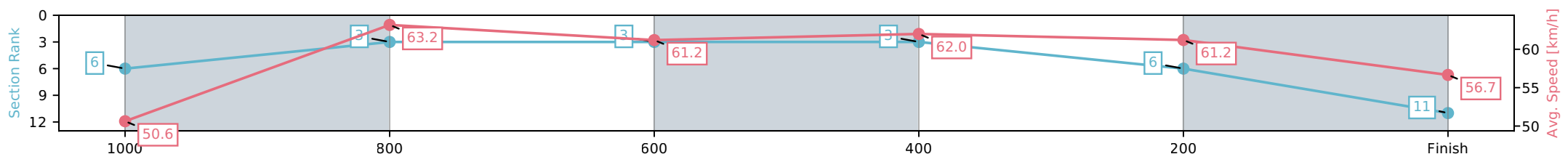
Race 2: Bathersby Legal Maiden Handicap - 1200m

07 June 2026 - 12:50PM



Track Rating: Soft 5, Weather: Fine, Rail Position: +5m Entire Circuit

| Section | L1200 | L1000 | L800 | L600 | L400 | L200 |
|------------------------|----------------------|--------------------------|--------------------------|--------------------------|--------------------------|--------------------------|
| Section Times | 1:14.05 (0:14.33) | 0:59.72 [6] (0:11.52) | 0:48.20 [3] (0:11.97) | 0:36.23 [3] (0:11.73) | 0:24.50 [3] (0:11.77) | 0:12.73 [6] (0:12.73) |
| Average Speed [km/h] | 50.6 | 63.2 | 61.2 | 62.0 | 61.2 | 56.7 |
| Top Speed [km/h] | 62.9 | 64.8 | 62.1 | 62.5 | 62.3 | 59.1 |
| Avg. Dist. to Rail [m] | 9.2 | 4.8 | 3.0 | 1.8 | 2.4 | 3.6 |
| Avg. Stride Freq. [Hz] | 2.4 | 2.4 | 2.4 | 2.5 | 2.4 | 2.4 |
| Avg. Stride Length [m] | 6.4 | 7.3 | 7.1 | 7.0 | 7.1 | 6.8 |



[] Ranking at each section and finish
 -:-:- No data available at this section
 NA No data available



Sunshine Coast QLD -

Race 3: Support Set QTIS Three-Years-Old Maiden Handicap - 1600m

07 June 2026 - 1:21PM



Track Rating: Soft 5, Weather: Fine, Rail Position: +5m Entire Circuit

Field Times (Race Tempo) 1:38.88 (0:13.82) 1:25.06 (0:11.57) 1:13.48 (0:12.40) 1:01.08 (0:12.88) 0:48.20 (0:12.58) 0:35.61 (0:11.97) 0:23.64 (0:11.54) 0:12.11 (0:12.11)

| Rank | TAB# | Horse | Overall Time | First 400m | Top Speed km/h (Section) | L1600 | L1400 | L1200 | L1000 | L800 | L600 | L400 | L200 |
|------|--------|--------------------|---------------|------------|--------------------------|--------------|--------------|--------------|--------------|--------------|--------------|--------------|--------------|
| | (BAR#) | Jockey | Margin (DT-W) | Last 600m | Fastest Section (Time) | Start - 1400 | 1400 - 1200 | 1200 - 1000 | 1000 - 800 | 800 - 600 | 600 - 400 | 400 - 200 | 200 - Finish |
| 1 | 13 | Golden Eyes | 1:38.88 | 0:25.58 | 64.2 (1600 - 1400) | 1:38.88 | 1:25.06 [1] | 1:13.30 [2] | 1:00.87 [2] | 0:48.06 [2] | 0:35.48 [2] | 0:23.56 [2] | 0:12.11 [1] |
| | (4) | Ben Thompson | | 0:35.48 | 400-200 (0:11.45) | (0:13.82) | (0:11.76) | (0:12.43) | (0:12.81) | (0:12.58) | (0:11.92) | (0:11.45) | (0:12.11) |
| 2 | 10 | Enterprise Giselle | 1:39.45 | 0:25.87 | 64.8 (1600 - 1400) | 1:39.45 | 1:25.48 [3] | 1:13.58 [5] | 1:00.94 [5] | 0:48.11 [5] | 0:35.38 [6] | 0:23.56 [5] | 0:12.12 [3] |
| | (2) | Corey Sutherland | 3.4L (+0) | 0:35.37 | 400-200 (0:11.44) | (0:13.98) | (0:11.89) | (0:12.64) | (0:12.83) | (0:12.74) | (0:11.81) | (0:11.44) | (0:12.12) |
| 3 | 1 | Hard Knox | 1:39.60 | 0:25.40 | 66.1 (1400-1200) | 1:39.60 | 1:25.77 [2] | 1:14.20 [1] | 1:01.80 [1] | 0:48.92 [1] | 0:36.33 [1] | 0:24.36 [1] | 0:12.67 [2] |
| | (11) | Brandon Lerena | 4.2L (+0) | 0:36.33 | 1400-1200 (0:11.57) | (0:13.83) | (0:11.57) | (0:12.40) | (0:12.88) | (0:12.58) | (0:11.97) | (0:11.69) | (0:12.67) |
| 4 | 12 | Evening Delle | 1:39.86 | 0:25.72 | 64.0 (1400-1200) | 1:39.86 | 1:25.86 [4] | 1:14.14 [3] | 1:01.55 [4] | 0:48.87 [3] | 0:36.18 [3] | 0:24.22 [3] | 0:12.41 [4] |
| | (1) | Jett Newman | 5.8L (-3) | 0:36.18 | 1400-1200 (0:11.72) | (0:14.00) | (0:11.72) | (0:12.58) | (0:12.68) | (0:12.69) | (0:11.96) | (0:11.81) | (0:12.41) |
| 5 | 6 | I Say I Say | 1:39.97 | 0:26.08 | 63.2 (1600 - 1400) | 1:39.97 | 1:25.81 [7] | 1:13.88 [8] | 1:01.14 [8] | 0:48.41 [8] | 0:35.71 [7] | 0:23.92 [8] | 0:12.28 [6] |
| | (5) | Ashley Butler | 6.4L (-1) | 0:35.72 | 400-200 (0:11.64) | (0:14.16) | (0:11.92) | (0:12.74) | (0:12.73) | (0:12.70) | (0:11.80) | (0:11.64) | (0:12.28) |
| 6 | 7 | Mansory | 1:40.07 | 0:26.33 | 63.7 (400-200) | 1:40.07 | 1:25.80 [9] | 1:13.75 [10] | 1:01.06 [10] | 0:48.32 [9] | 0:35.41 [9] | 0:23.69 [9] | 0:12.20 [8] |
| | (8) | Damien Boche | 7.0L (+4) | 0:35.42 | 400-200 (0:11.50) | (0:14.28) | (0:12.05) | (0:12.68) | (0:12.74) | (0:12.92) | (0:11.72) | (0:11.50) | (0:12.20) |
| 7 | 8 | Bills Angel | 1:40.16 | 0:25.83 | 65.1 (1600 - 1400) | 1:40.16 | 1:26.10 [5] | 1:14.33 [4] | 1:01.94 [3] | 0:49.12 [4] | 0:36.40 [4] | 0:24.40 [4] | 0:12.46 [7] |
| | (7) | Jai Williams | 7.5L (+0) | 0:36.40 | 1400-1200 (0:11.77) | (0:14.06) | (0:11.77) | (0:12.39) | (0:12.82) | (0:12.72) | (0:12.00) | (0:11.94) | (0:12.46) |
| 8 | 2 | Bon Riviere | 1:40.33 | 0:26.65 | 63.5 (400-200) | 1:40.33 | 1:26.05 [10] | 1:13.68 [12] | 1:00.97 [12] | 0:48.21 [12] | 0:35.19 [11] | 0:23.29 [12] | 0:11.82 [10] |
| | (10) | Nathan Fazackerley | 8.5L (+3) | 0:35.18 | 400-200 (0:11.46) | (0:14.28) | (0:12.37) | (0:12.71) | (0:12.76) | (0:13.02) | (0:11.90) | (0:11.46) | (0:11.82) |
| 9 | 5 | Narukami | 1:40.33 | 0:26.07 | 63.6 (600-400) | 1:40.33 | 1:26.22 [6] | 1:14.25 [7] | 1:01.61 [7] | 0:48.78 [7] | 0:35.94 [8] | 0:24.32 [7] | 0:12.66 [5] |
| | (9) | Tiffani Brooker | 8.5L (+8) | 0:35.93 | 600-400 (0:11.61) | (0:14.11) | (0:11.96) | (0:12.64) | (0:12.83) | (0:12.84) | (0:11.61) | (0:11.66) | (0:12.66) |
| 10 | 16 | Meade's Cafe | 1:40.90 | 0:26.24 | 62.9 (1400-1200) | 1:40.90 | 1:26.54 [11] | 1:14.66 [9] | 1:01.93 [9] | 0:49.07 [10] | 0:36.14 [10] | 0:24.09 [10] | 0:12.38 [11] |
| | (6) | Fiona Sandkuhl | 11.8L (-3) | 0:36.14 | 400-200 (0:11.71) | (0:14.36) | (0:11.88) | (0:12.73) | (0:12.86) | (0:12.92) | (0:12.05) | (0:11.71) | (0:12.38) |

Scratched: Be Thy Name (#3), Cool Drinks (#4), Spring Rain (#9), Tesstify Trio (#11)

Report Created: Sun 07 June 2026

(Note: Races are conducted over an approximate distance as close as possible to the advertised distance, and recorded data may vary accordingly. Official times refer to race times only and do not include handicap times.)

[] Position in running at each section and finish TAB# Saddle cloth number
 -:-:- No data available at this section BAR# Barrier/Gate Position
 NA No data available DNF Did not finish
 DNT Did not track DT-W Distance travelled compared to winner in metres

Fastest split
 Fastest section

data processed by TRIPLESDATA

| | |
|--------------------------------|--------------------------|
| Horse/Jockey Name | Golden Eyes/Ben Thompson |
| Finish Rank | 1 |
| Fastest Section Time (Section) | 0:11.45 (400-200) |
| Top Speed [km/h] (Section) | 64.2 (1600 - 1400) |
| Race State | Finished |



Sunshine Coast QLD

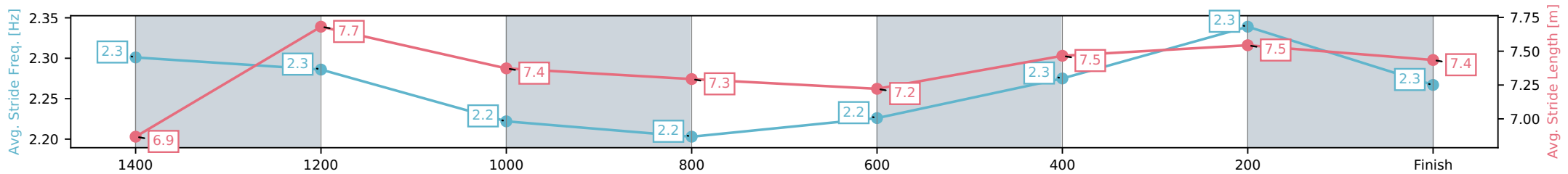
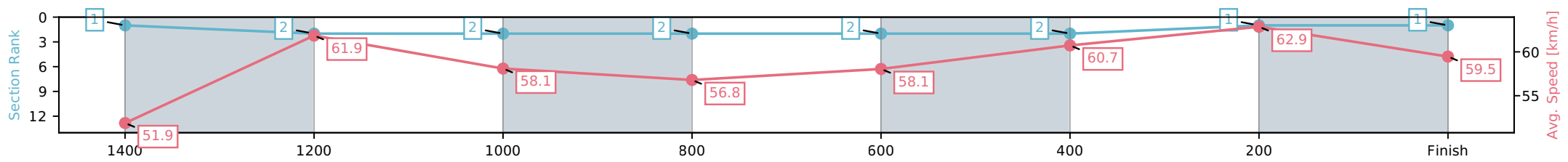
Race 3: Support Set QTIS Three-Years-Old Maiden Handicap - 1600m



07 June 2026 - 1:21PM

Track Rating: Soft 5, Weather: Fine, Rail Position: +5m Entire Circuit

| Section | L1600 | L1400 | L1200 | L1000 | L800 | L600 | L400 | L200 |
|------------------------|----------------------|--------------------------|--------------------------|--------------------------|--------------------------|--------------------------|--------------------------|--------------------------|
| Section Times | 1:38.88 (0:13.82) | 1:25.06 [1] (0:11.76) | 1:13.30 [2] (0:12.43) | 1:00.87 [2] (0:12.81) | 0:48.06 [2] (0:12.58) | 0:35.48 [2] (0:11.92) | 0:23.56 [2] (0:11.45) | 0:12.11 [1] (0:12.11) |
| Average Speed [km/h] | 51.9 | 61.9 | 58.1 | 56.8 | 58.1 | 60.7 | 62.9 | 59.5 |
| Top Speed [km/h] | 64.2 | 64.1 | 60.2 | 58.9 | 59.8 | 62.1 | 63.4 | 61.7 |
| Avg. Dist. to Rail [m] | 5.8 | 4.2 | 3.8 | 3.6 | 2.5 | 1.0 | 1.9 | 2.4 |
| Avg. Stride Freq. [Hz] | 2.3 | 2.3 | 2.2 | 2.2 | 2.2 | 2.3 | 2.3 | 2.3 |
| Avg. Stride Length [m] | 6.9 | 7.7 | 7.4 | 7.3 | 7.2 | 7.5 | 7.5 | 7.4 |



[] Ranking at each section and finish
 -:-:- No data available at this section
 NA No data available

| | |
|--------------------------------|-------------------------------------|
| Horse/Jockey Name | Enterprise Giselle/Corey Sutherland |
| Finish Rank | 2 |
| Fastest Section Time (Section) | 0:11.44 (400-200) |
| Top Speed [km/h] (Section) | 64.8 (1600 - 1400) |
| Race State | Finished |



Sunshine Coast QLD

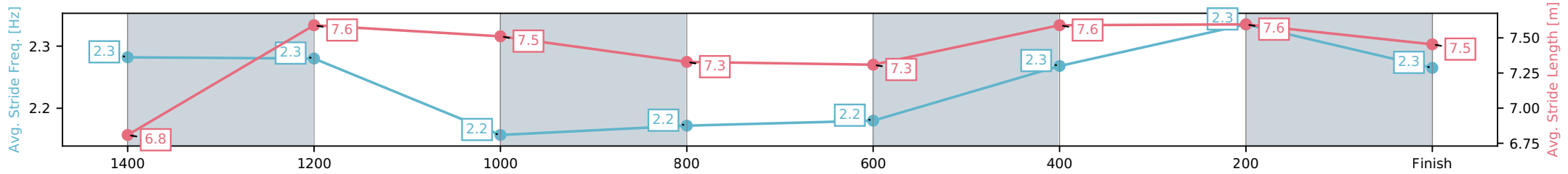
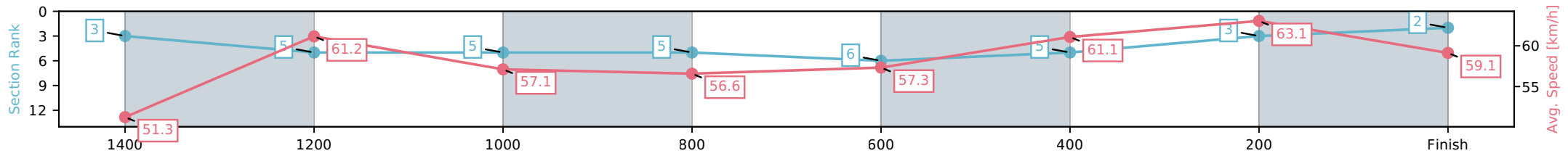
Race 3: Support Set QTIS Three-Years-Old Maiden Handicap - 1600m



07 June 2026 - 1:21PM

Track Rating: Soft 5, Weather: Fine, Rail Position: +5m Entire Circuit

| Section | L1600 | L1400 | L1200 | L1000 | L800 | L600 | L400 | L200 |
|------------------------|----------------------|--------------------------|--------------------------|--------------------------|--------------------------|--------------------------|--------------------------|--------------------------|
| Section Times | 1:39.45 (0:13.98) | 1:25.48 [3] (0:11.89) | 1:13.58 [5] (0:12.64) | 1:00.94 [5] (0:12.83) | 0:48.11 [5] (0:12.74) | 0:35.38 [6] (0:11.81) | 0:23.56 [5] (0:11.44) | 0:12.12 [3] (0:12.12) |
| Average Speed [km/h] | 51.3 | 61.2 | 57.1 | 56.6 | 57.3 | 61.1 | 63.1 | 59.1 |
| Top Speed [km/h] | 64.8 | 63.4 | 59.7 | 57.4 | 61.1 | 62.3 | 63.6 | 61.9 |
| Avg. Dist. to Rail [m] | 3.8 | 3.7 | 3.8 | 3.5 | 2.3 | 0.5 | 2.8 | 4.2 |
| Avg. Stride Freq. [Hz] | 2.3 | 2.3 | 2.2 | 2.2 | 2.2 | 2.3 | 2.3 | 2.3 |
| Avg. Stride Length [m] | 6.8 | 7.6 | 7.5 | 7.3 | 7.3 | 7.6 | 7.6 | 7.5 |



[] Ranking at each section and finish
 -:-:- No data available at this section
 NA No data available

| | |
|--------------------------------|--------------------------|
| Horse/Jockey Name | Hard Knox/Brandon Lerena |
| Finish Rank | 3 |
| Fastest Section Time (Section) | 0:11.57 (1400-1200) |
| Top Speed [km/h] (Section) | 66.1 (1400-1200) |
| Race State | Finished |



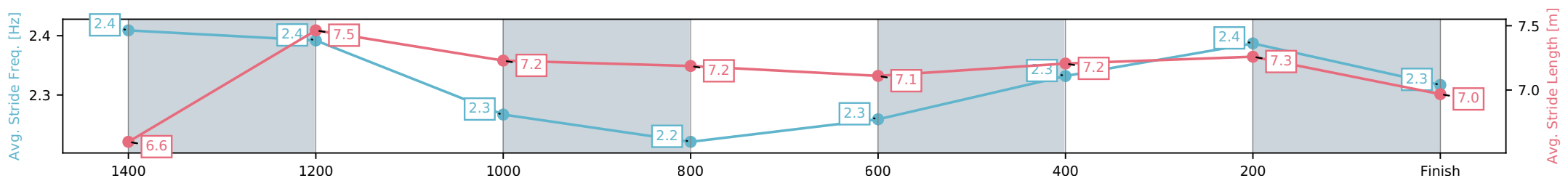
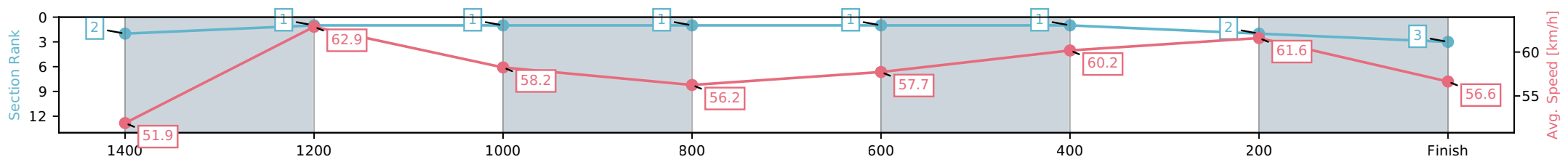
Sunshine Coast QLD
 Race 3: Support Set QTIS Three-Years-Old Maiden Handicap - 1600m



07 June 2026 - 1:21PM

Track Rating: Soft 5, Weather: Fine, Rail Position: +5m Entire Circuit

| Section | L1600 | L1400 | L1200 | L1000 | L800 | L600 | L400 | L200 |
|------------------------|----------------------|--------------------------|--------------------------|--------------------------|--------------------------|--------------------------|--------------------------|--------------------------|
| Section Times | 1:39.60 (0:13.83) | 1:25.77 [2] (0:11.57) | 1:14.20 [1] (0:12.40) | 1:01.80 [1] (0:12.88) | 0:48.92 [1] (0:12.58) | 0:36.33 [1] (0:11.97) | 0:24.36 [1] (0:11.69) | 0:12.67 [2] (0:12.67) |
| Average Speed [km/h] | 51.9 | 62.9 | 58.2 | 56.2 | 57.7 | 60.2 | 61.6 | 56.6 |
| Top Speed [km/h] | 65.8 | 66.1 | 59.0 | 58.1 | 59.2 | 61.8 | 62.5 | 60.3 |
| Avg. Dist. to Rail [m] | 12.5 | 5.5 | 3.0 | 2.8 | 1.6 | 0.5 | 0.6 | 0.8 |
| Avg. Stride Freq. [Hz] | 2.4 | 2.4 | 2.3 | 2.2 | 2.3 | 2.3 | 2.4 | 2.3 |
| Avg. Stride Length [m] | 6.6 | 7.5 | 7.2 | 7.2 | 7.1 | 7.2 | 7.3 | 7.0 |



[] Ranking at each section and finish
 -:-:- No data available at this section
 NA No data available

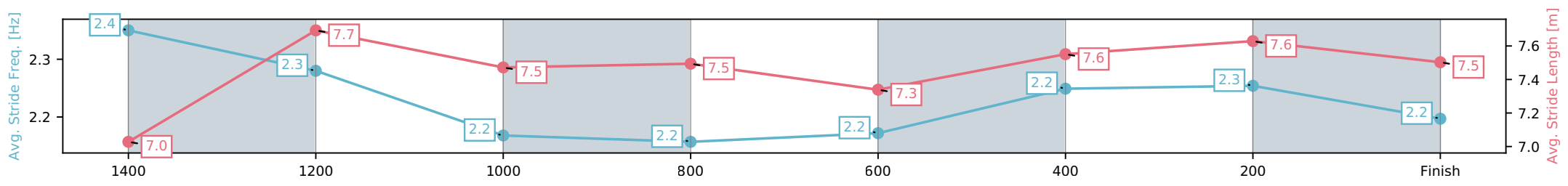
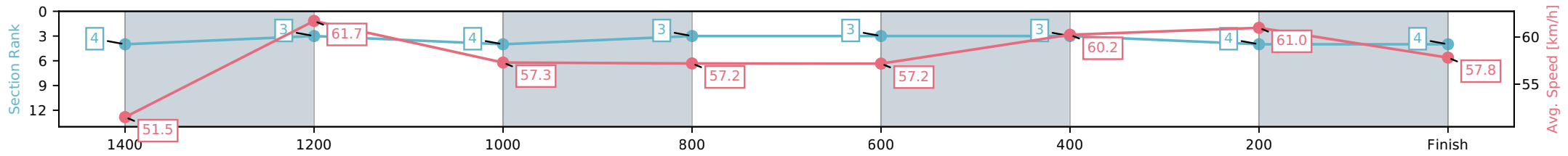
| | |
|--------------------------------|---------------------------|
| Horse/Jockey Name | Evening Delle/Jett Newman |
| Finish Rank | 4 |
| Fastest Section Time (Section) | 0:11.72 (1400-1200) |
| Top Speed [km/h] (Section) | 64.0 (1400-1200) |
| Race State | Finished |



Sunshine Coast QLD
 Race 3: Support Set QTIS Three-Years-Old Maiden Handicap - 1600m
 07 June 2026 - 1:21PM
 Track Rating: Soft 5, Weather: Fine, Rail Position: +5m Entire Circuit



| Section | L1600 | L1400 | L1200 | L1000 | L800 | L600 | L400 | L200 |
|------------------------|----------------------|--------------------------|--------------------------|--------------------------|--------------------------|--------------------------|--------------------------|--------------------------|
| Section Times | 1:39.86 (0:14.00) | 1:25.86 [4] (0:11.72) | 1:14.14 [3] (0:12.58) | 1:01.55 [4] (0:12.68) | 0:48.87 [3] (0:12.69) | 0:36.18 [3] (0:11.96) | 0:24.22 [3] (0:11.81) | 0:12.41 [4] (0:12.41) |
| Average Speed [km/h] | 51.5 | 61.7 | 57.3 | 57.2 | 57.2 | 60.2 | 61.0 | 57.8 |
| Top Speed [km/h] | 63.8 | 64.0 | 58.8 | 58.8 | 60.5 | 60.7 | 61.6 | 59.8 |
| Avg. Dist. to Rail [m] | 2.3 | 2.1 | 1.6 | 2.1 | 1.6 | 0.2 | 0.9 | 2.4 |
| Avg. Stride Freq. [Hz] | 2.4 | 2.3 | 2.2 | 2.2 | 2.2 | 2.2 | 2.3 | 2.2 |
| Avg. Stride Length [m] | 7.0 | 7.7 | 7.5 | 7.5 | 7.3 | 7.6 | 7.6 | 7.5 |



[] Ranking at each section and finish
 -.-.- No data available at this section
 NA No data available

| | |
|--------------------------------|---------------------------|
| Horse/Jockey Name | I Say I Say/Ashley Butler |
| Finish Rank | 5 |
| Fastest Section Time (Section) | 0:11.64 (400-200) |
| Top Speed [km/h] (Section) | 63.2 (1600 - 1400) |
| Race State | Finished |



Sunshine Coast QLD

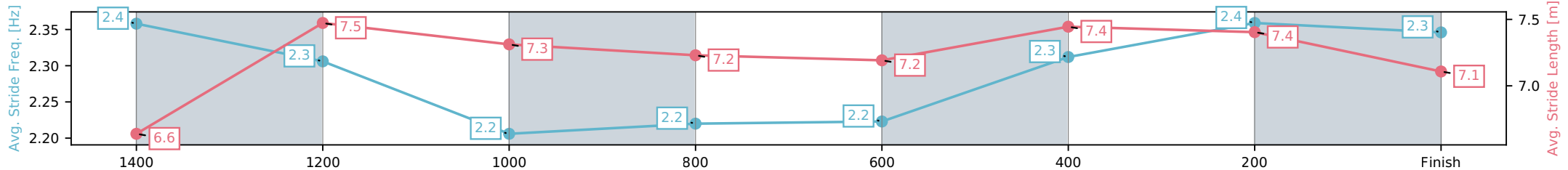
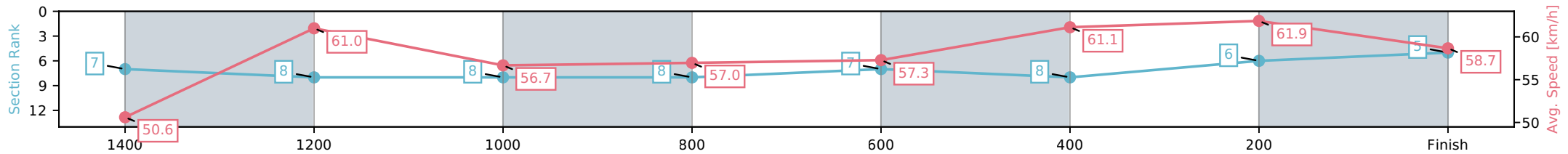
Race 3: Support Set QTIS Three-Years-Old Maiden Handicap - 1600m



07 June 2026 - 1:21PM

Track Rating: Soft 5, Weather: Fine, Rail Position: +5m Entire Circuit

| Section | L1600 | L1400 | L1200 | L1000 | L800 | L600 | L400 | L200 |
|------------------------|----------------------|--------------------------|--------------------------|--------------------------|--------------------------|--------------------------|--------------------------|--------------------------|
| Section Times | 1:39.97 (0:14.16) | 1:25.81 [7] (0:11.92) | 1:13.88 [8] (0:12.74) | 1:01.14 [8] (0:12.73) | 0:48.41 [8] (0:12.70) | 0:35.71 [7] (0:11.80) | 0:23.92 [8] (0:11.64) | 0:12.28 [6] (0:12.28) |
| Average Speed [km/h] | 50.6 | 61.0 | 56.7 | 57.0 | 57.3 | 61.1 | 61.9 | 58.7 |
| Top Speed [km/h] | 63.2 | 62.8 | 59.6 | 58.2 | 60.9 | 62.2 | 62.5 | 60.7 |
| Avg. Dist. to Rail [m] | 5.5 | 3.8 | 3.3 | 3.3 | 1.6 | 0.4 | 1.5 | 3.2 |
| Avg. Stride Freq. [Hz] | 2.4 | 2.3 | 2.2 | 2.2 | 2.2 | 2.3 | 2.4 | 2.3 |
| Avg. Stride Length [m] | 6.6 | 7.5 | 7.3 | 7.2 | 7.2 | 7.4 | 7.4 | 7.1 |



- [] Ranking at each section and finish
- :-:- No data available at this section
- NA No data available

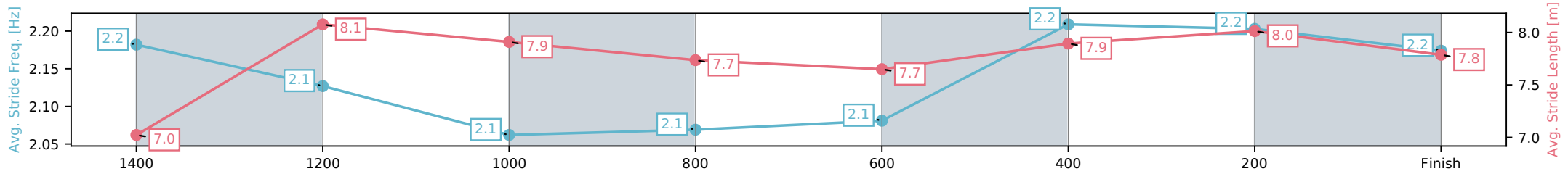
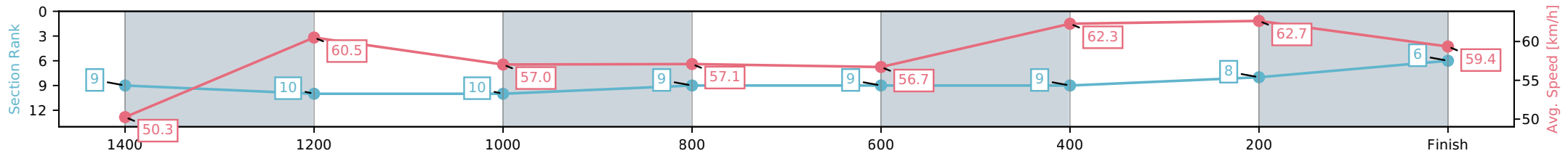
| | |
|--------------------------------|----------------------|
| Horse/Jockey Name | Mansory/Damien Boche |
| Finish Rank | 6 |
| Fastest Section Time (Section) | 0:11.50 (400-200) |
| Top Speed [km/h] (Section) | 63.7 (400-200) |
| Race State | Finished |



Sunshine Coast QLD
 Race 3: Support Set QTIS Three-Years-Old Maiden Handicap - 1600m
 07 June 2026 - 1:21PM
 Track Rating: Soft 5, Weather: Fine, Rail Position: +5m Entire Circuit



| Section | L1600 | L1400 | L1200 | L1000 | L800 | L600 | L400 | L200 |
|------------------------|----------------------|--------------------------|---------------------------|---------------------------|--------------------------|--------------------------|--------------------------|--------------------------|
| Section Times | 1:40.07 (0:14.28) | 1:25.80 [9] (0:12.05) | 1:13.75 [10] (0:12.68) | 1:01.06 [10] (0:12.74) | 0:48.32 [9] (0:12.92) | 0:35.41 [9] (0:11.72) | 0:23.69 [9] (0:11.50) | 0:12.20 [8] (0:12.20) |
| Average Speed [km/h] | 50.3 | 60.5 | 57.0 | 57.1 | 56.7 | 62.3 | 62.7 | 59.4 |
| Top Speed [km/h] | 63.3 | 63.3 | 59.2 | 58.9 | 60.1 | 62.9 | 63.7 | 62.0 |
| Avg. Dist. to Rail [m] | 8.7 | 5.0 | 4.5 | 4.2 | 3.0 | 2.5 | 4.9 | 7.5 |
| Avg. Stride Freq. [Hz] | 2.2 | 2.1 | 2.1 | 2.1 | 2.1 | 2.2 | 2.2 | 2.2 |
| Avg. Stride Length [m] | 7.0 | 8.1 | 7.9 | 7.7 | 7.7 | 7.9 | 8.0 | 7.8 |



[] Ranking at each section and finish
 -:-:- No data available at this section
 NA No data available

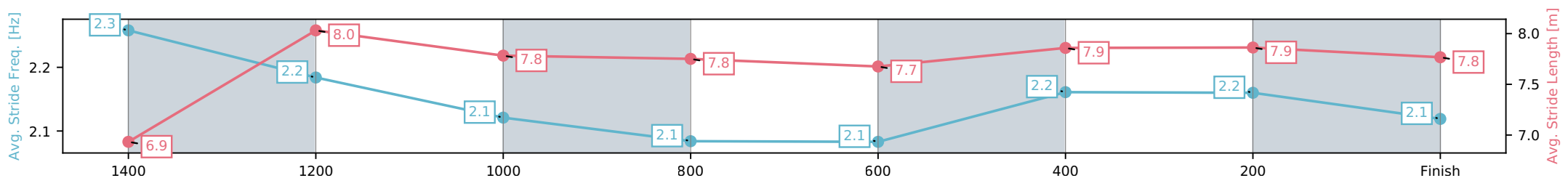
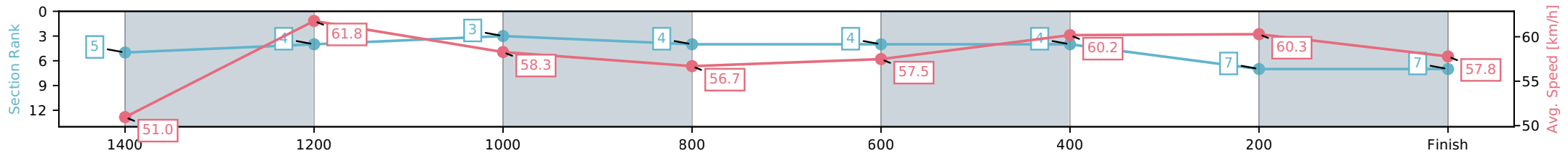
| | |
|--------------------------------|--------------------------|
| Horse/Jockey Name | Bills Angel/Jai Williams |
| Finish Rank | 7 |
| Fastest Section Time (Section) | 0:11.77 (1400-1200) |
| Top Speed [km/h] (Section) | 65.1 (1600 - 1400) |
| Race State | Finished |



Sunshine Coast QLD
 Race 3: Support Set QTIS Three-Years-Old Maiden Handicap - 1600m
 07 June 2026 - 1:21PM
 Track Rating: Soft 5, Weather: Fine, Rail Position: +5m Entire Circuit



| Section | L1600 | L1400 | L1200 | L1000 | L800 | L600 | L400 | L200 |
|------------------------|----------------------|--------------------------|--------------------------|--------------------------|--------------------------|--------------------------|--------------------------|--------------------------|
| Section Times | 1:40.16 (0:14.06) | 1:26.10 [5] (0:11.77) | 1:14.33 [4] (0:12.39) | 1:01.94 [3] (0:12.82) | 0:49.12 [4] (0:12.72) | 0:36.40 [4] (0:12.00) | 0:24.40 [4] (0:11.94) | 0:12.46 [7] (0:12.46) |
| Average Speed [km/h] | 51.0 | 61.8 | 58.3 | 56.7 | 57.5 | 60.2 | 60.3 | 57.8 |
| Top Speed [km/h] | 65.1 | 64.2 | 60.5 | 58.7 | 59.7 | 60.5 | 61.1 | 59.8 |
| Avg. Dist. to Rail [m] | 6.8 | 3.8 | 4.0 | 3.6 | 2.4 | 0.7 | 1.0 | 0.5 |
| Avg. Stride Freq. [Hz] | 2.3 | 2.2 | 2.1 | 2.1 | 2.1 | 2.2 | 2.2 | 2.1 |
| Avg. Stride Length [m] | 6.9 | 8.0 | 7.8 | 7.8 | 7.7 | 7.9 | 7.9 | 7.8 |



[] Ranking at each section and finish
 -:-:- No data available at this section
 NA No data available

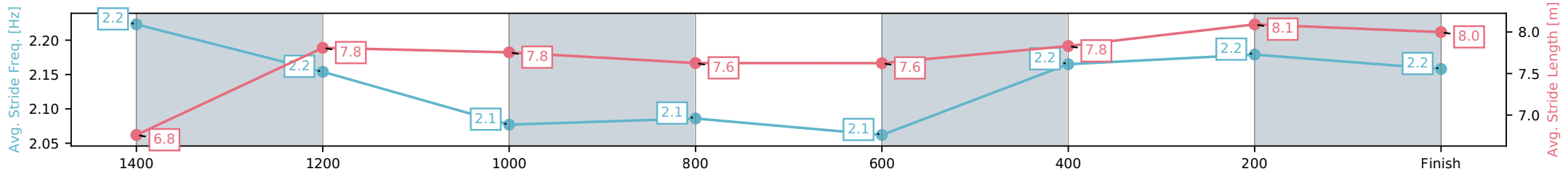
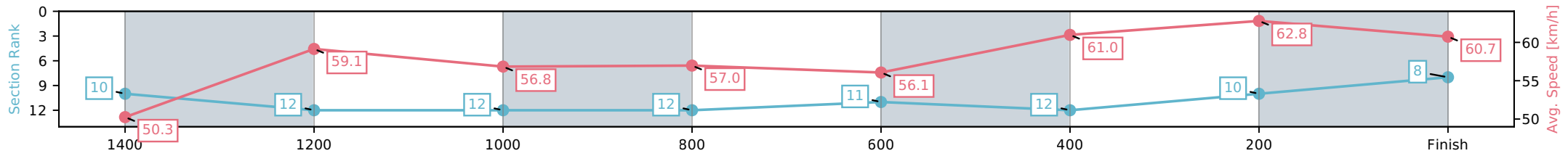
| | |
|--------------------------------|--------------------------------|
| Horse/Jockey Name | Bon Riviere/Nathan Fazackerley |
| Finish Rank | 8 |
| Fastest Section Time (Section) | 0:11.46 (400-200) |
| Top Speed [km/h] (Section) | 63.5 (400-200) |
| Race State | Finished |



Sunshine Coast QLD
 Race 3: Support Set QTIS Three-Years-Old Maiden Handicap - 1600m
 07 June 2026 - 1:21PM
 Track Rating: Soft 5, Weather: Fine, Rail Position: +5m Entire Circuit



| Section | L1600 | L1400 | L1200 | L1000 | L800 | L600 | L400 | L200 |
|------------------------|----------------------|---------------------------|---------------------------|---------------------------|---------------------------|---------------------------|---------------------------|---------------------------|
| Section Times | 1:40.33 (0:14.28) | 1:26.05 [10] (0:12.37) | 1:13.68 [12] (0:12.71) | 1:00.97 [12] (0:12.76) | 0:48.21 [12] (0:13.02) | 0:35.19 [11] (0:11.90) | 0:23.29 [12] (0:11.46) | 0:11.82 [10] (0:11.82) |
| Average Speed [km/h] | 50.3 | 59.1 | 56.8 | 57.0 | 56.1 | 61.0 | 62.8 | 60.7 |
| Top Speed [km/h] | 62.6 | 61.4 | 58.9 | 58.1 | 57.7 | 62.5 | 63.5 | 63.0 |
| Avg. Dist. to Rail [m] | 10.5 | 6.0 | 4.1 | 3.8 | 2.5 | 1.4 | 4.1 | 4.4 |
| Avg. Stride Freq. [Hz] | 2.2 | 2.2 | 2.1 | 2.1 | 2.1 | 2.2 | 2.2 | 2.2 |
| Avg. Stride Length [m] | 6.8 | 7.8 | 7.8 | 7.6 | 7.6 | 7.8 | 8.1 | 8.0 |



[] Ranking at each section and finish
 -:-:- No data available at this section
 NA No data available

| | |
|--------------------------------|--------------------------|
| Horse/Jockey Name | Narukami/Tiffani Brooker |
| Finish Rank | 9 |
| Fastest Section Time (Section) | 0:11.61 (600-400) |
| Top Speed [km/h] (Section) | 63.6 (600-400) |
| Race State | Finished |



Sunshine Coast QLD

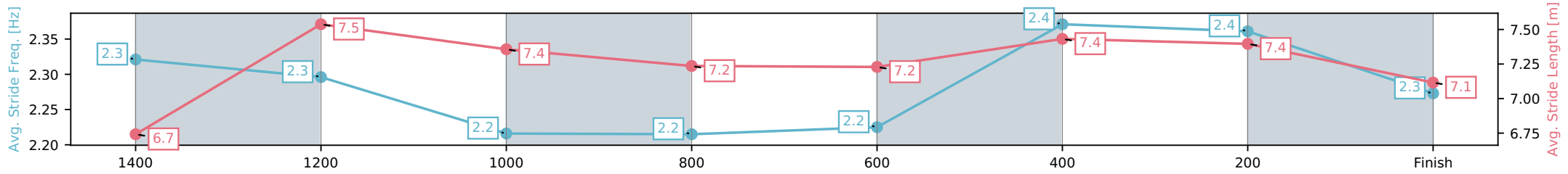
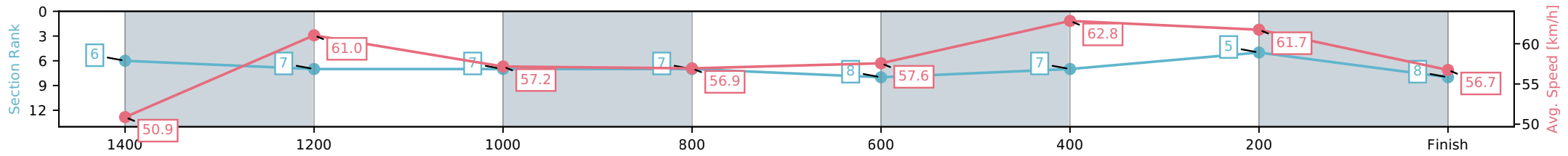
Race 3: Support Set QTIS Three-Years-Old Maiden Handicap - 1600m



07 June 2026 - 1:21PM

Track Rating: Soft 5, Weather: Fine, Rail Position: +5m Entire Circuit

| Section | L1600 | L1400 | L1200 | L1000 | L800 | L600 | L400 | L200 |
|------------------------|----------------------|--------------------------|--------------------------|--------------------------|--------------------------|--------------------------|--------------------------|--------------------------|
| Section Times | 1:40.33 (0:14.11) | 1:26.22 [6] (0:11.96) | 1:14.25 [7] (0:12.64) | 1:01.61 [7] (0:12.83) | 0:48.78 [7] (0:12.84) | 0:35.94 [8] (0:11.61) | 0:24.32 [7] (0:11.66) | 0:12.66 [5] (0:12.66) |
| Average Speed [km/h] | 50.9 | 61.0 | 57.2 | 56.9 | 57.6 | 62.8 | 61.7 | 56.7 |
| Top Speed [km/h] | 63.5 | 63.0 | 60.1 | 58.2 | 61.5 | 63.6 | 63.1 | 59.3 |
| Avg. Dist. to Rail [m] | 9.6 | 6.0 | 5.2 | 5.3 | 4.4 | 2.4 | 4.2 | 5.3 |
| Avg. Stride Freq. [Hz] | 2.3 | 2.3 | 2.2 | 2.2 | 2.2 | 2.4 | 2.4 | 2.3 |
| Avg. Stride Length [m] | 6.7 | 7.5 | 7.4 | 7.2 | 7.2 | 7.4 | 7.4 | 7.1 |



[] Ranking at each section and finish
 -:-:- No data available at this section
 NA No data available

| | |
|--------------------------------|-----------------------------|
| Horse/Jockey Name | Meade's Cafe/Fiona Sandkuhl |
| Finish Rank | 10 |
| Fastest Section Time (Section) | 0:11.71 (400-200) |
| Top Speed [km/h] (Section) | 62.9 (1400-1200) |
| Race State | Finished |



Sunshine Coast QLD

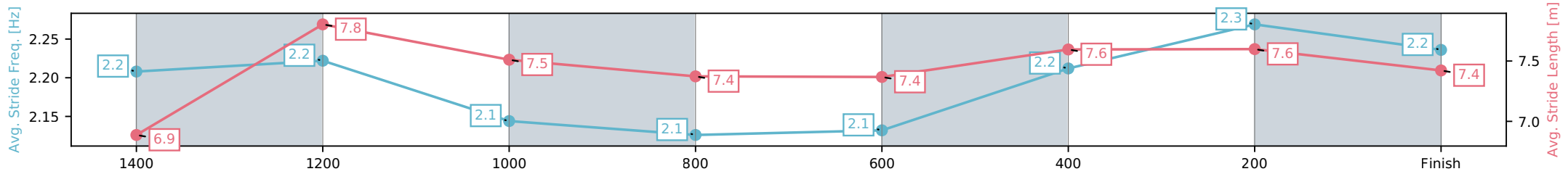
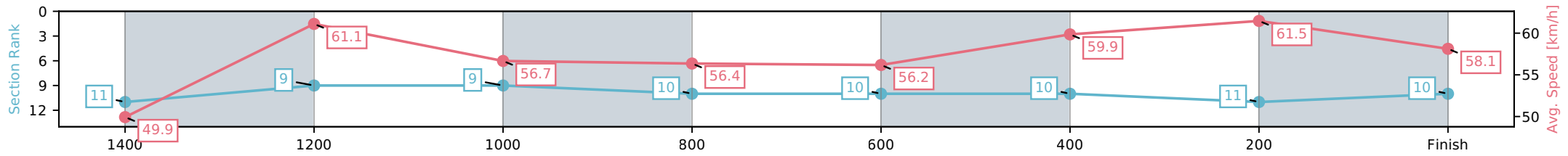
Race 3: Support Set QTIS Three-Years-Old Maiden Handicap - 1600m



07 June 2026 - 1:21PM

Track Rating: Soft 5, Weather: Fine, Rail Position: +5m Entire Circuit

| Section | L1600 | L1400 | L1200 | L1000 | L800 | L600 | L400 | L200 |
|------------------------|----------------------|---------------------------|--------------------------|--------------------------|---------------------------|---------------------------|---------------------------|---------------------------|
| Section Times | 1:40.90 (0:14.36) | 1:26.54 [11] (0:11.88) | 1:14.66 [9] (0:12.73) | 1:01.93 [9] (0:12.86) | 0:49.07 [10] (0:12.92) | 0:36.14 [10] (0:12.05) | 0:24.09 [10] (0:11.71) | 0:12.38 [11] (0:12.38) |
| Average Speed [km/h] | 49.9 | 61.1 | 56.7 | 56.4 | 56.2 | 59.9 | 61.5 | 58.1 |
| Top Speed [km/h] | 62.6 | 62.9 | 59.3 | 57.2 | 58.8 | 60.2 | 62.1 | 61.5 |
| Avg. Dist. to Rail [m] | 7.0 | 2.5 | 2.6 | 2.5 | 1.5 | 0.4 | 0.7 | 1.9 |
| Avg. Stride Freq. [Hz] | 2.2 | 2.2 | 2.1 | 2.1 | 2.1 | 2.2 | 2.3 | 2.2 |
| Avg. Stride Length [m] | 6.9 | 7.8 | 7.5 | 7.4 | 7.4 | 7.6 | 7.6 | 7.4 |



[] Ranking at each section and finish
 -:-:- No data available at this section
 NA No data available

| | |
|--------------------------------|---------------------------|
| Horse/Jockey Name | Happy Coffee/Robbie Dolan |
| Finish Rank | 11 |
| Fastest Section Time (Section) | 0:11.79 (1400-1200) |
| Top Speed [km/h] (Section) | 64.5 (1400-1200) |
| Race State | Finished |



Sunshine Coast QLD

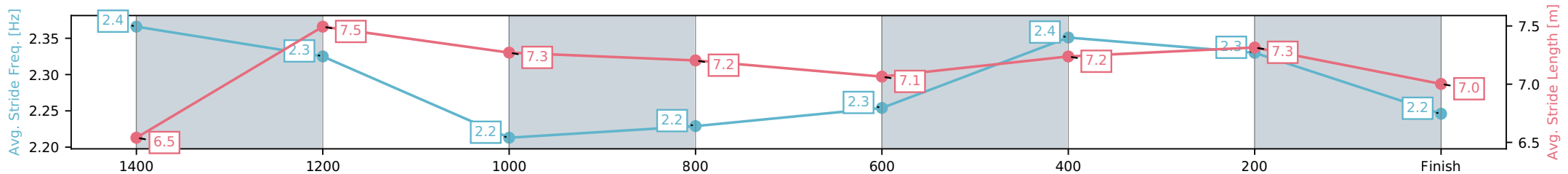
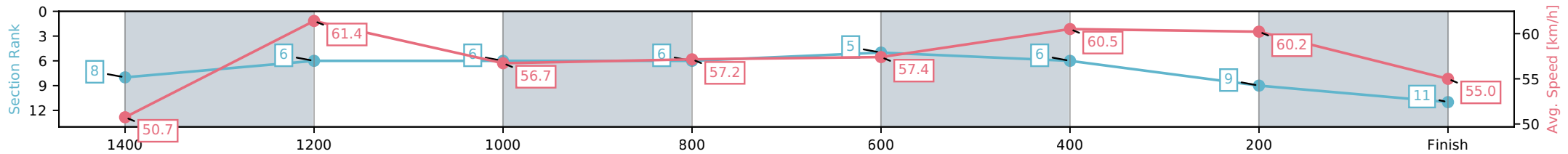
Race 3: Support Set QTIS Three-Years-Old Maiden Handicap - 1600m



07 June 2026 - 1:21PM

Track Rating: Soft 5, Weather: Fine, Rail Position: +5m Entire Circuit

| Section | L1600 | L1400 | L1200 | L1000 | L800 | L600 | L400 | L200 |
|------------------------|----------------------|--------------------------|--------------------------|--------------------------|--------------------------|--------------------------|--------------------------|--------------------------|
| Section Times | 1:40.96 (0:14.18) | 1:26.78 [8] (0:11.79) | 1:14.99 [6] (0:12.71) | 1:02.27 [6] (0:12.68) | 0:49.59 [6] (0:12.64) | 0:36.95 [5] (0:11.92) | 0:25.03 [6] (0:11.96) | 0:13.06 [9] (0:13.06) |
| Average Speed [km/h] | 50.7 | 61.4 | 56.7 | 57.2 | 57.4 | 60.5 | 60.2 | 55.0 |
| Top Speed [km/h] | 63.6 | 64.5 | 58.4 | 58.2 | 60.5 | 61.0 | 61.3 | 58.1 |
| Avg. Dist. to Rail [m] | 3.6 | 2.1 | 2.2 | 2.4 | 1.5 | 0.3 | 1.3 | 0.7 |
| Avg. Stride Freq. [Hz] | 2.4 | 2.3 | 2.2 | 2.2 | 2.3 | 2.4 | 2.3 | 2.2 |
| Avg. Stride Length [m] | 6.5 | 7.5 | 7.3 | 7.2 | 7.1 | 7.2 | 7.3 | 7.0 |



- [] Ranking at each section and finish
- :-:- No data available at this section
- NA No data available

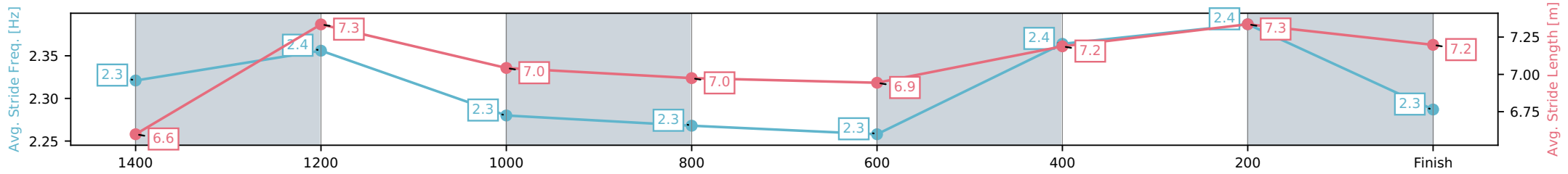
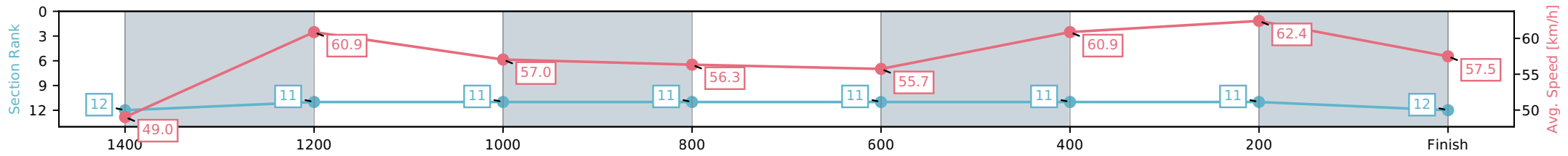
| | |
|--------------------------------|----------------------------------|
| Horse/Jockey Name | Zou Zou Shargusa/Taylor Marshall |
| Finish Rank | 12 |
| Fastest Section Time (Section) | 0:11.52 (400-200) |
| Top Speed [km/h] (Section) | 63.5 (1400-1200) |
| Race State | Finished |



Sunshine Coast QLD
 Race 3: Support Set QTIS Three-Years-Old Maiden Handicap - 1600m
 07 June 2026 - 1:21PM
 Track Rating: Soft 5, Weather: Fine, Rail Position: +5m Entire Circuit



| Section | L1600 | L1400 | L1200 | L1000 | L800 | L600 | L400 | L200 |
|------------------------|----------------------|---------------------------|---------------------------|---------------------------|---------------------------|---------------------------|---------------------------|---------------------------|
| Section Times | 1:41.05 (0:14.66) | 1:26.39 [12] (0:11.92) | 1:14.47 [11] (0:12.64) | 1:01.83 [11] (0:12.87) | 0:48.96 [11] (0:13.05) | 0:35.91 [11] (0:11.86) | 0:24.06 [11] (0:11.52) | 0:12.53 [11] (0:12.53) |
| Average Speed [km/h] | 49.0 | 60.9 | 57.0 | 56.3 | 55.7 | 60.9 | 62.4 | 57.5 |
| Top Speed [km/h] | 63.2 | 63.5 | 60.1 | 57.4 | 59.1 | 61.9 | 62.9 | 61.6 |
| Avg. Dist. to Rail [m] | 10.5 | 2.9 | 3.1 | 2.8 | 1.5 | 0.5 | 2.5 | 3.5 |
| Avg. Stride Freq. [Hz] | 2.3 | 2.4 | 2.3 | 2.3 | 2.3 | 2.4 | 2.4 | 2.3 |
| Avg. Stride Length [m] | 6.6 | 7.3 | 7.0 | 7.0 | 6.9 | 7.2 | 7.3 | 7.2 |



[] Ranking at each section and finish
 -:-:- No data available at this section
 NA No data available



Sunshine Coast QLD -
Race 4: Mix FM's Give Me 5 Class 3 Handicap - 1200m
 07 June 2026 - 1:55PM



Track Rating: Soft 5, Weather: Fine, Rail Position: +5m Entire Circuit

Field Times
 (Race Tempo) 1:11.76 0:57.96 0:46.63 0:34.87 0:23.34 0:11.99
 (0:13.80) (0:11.33) (0:11.76) (0:11.53) (0:11.36) (0:11.99)

| Rank | TAB# | Horse | Overall Time | First 400m | Top Speed km/h (Section) | L1200 | L1000 | L800 | L600 | L400 | L200 | | |
|------|--------|------------------|---------------|------------|--------------------------|--------------|-------------|-------------|-------------|-------------|--------------|--|--|
| | (BAR#) | Jockey | Margin (DT-W) | Last 600m | Fastest Section (Time) | Start - 1000 | 1000 - 800 | 800 - 600 | 600 - 400 | 400 - 200 | 200 - Finish | | |
| 1 | 1 | Zoufani | 1:11.76 | 0:25.13 | 66.2 (1000-800) | 1:11.76 | 0:57.96 [1] | 0:46.63 [1] | 0:34.87 [1] | 0:23.34 [1] | 0:11.99 [1] | | |
| | (4) | Leah Martyn | | 0:34.88 | 1000-800 (0:11.33) | (0:13.80) | (0:11.33) | (0:11.76) | (0:11.53) | (0:11.36) | (0:11.99) | | |
| 2 | 8 | Npravda | 1:11.90 | 0:25.64 | 65.0 (1000-800) | 1:11.90 | 0:57.80 [3] | 0:46.26 [3] | 0:34.62 [2] | 0:23.14 [2] | 0:11.82 [2] | | |
| | (1) | Michael Rodd | 0.8L (+1) | 0:34.63 | 400-200 (0:11.33) | (0:14.10) | (0:11.54) | (0:11.64) | (0:11.48) | (0:11.33) | (0:11.82) | | |
| 3 | 3 | Fasvara | 1:11.92 | 0:26.09 | 66.4 (400-200) | 1:11.92 | 0:57.50 [5] | 0:45.83 [5] | 0:34.23 [5] | 0:22.84 [3] | 0:11.69 [3] | | |
| | (2) | Benjamin Osmond | 0.9L (+0) | 0:34.23 | 400-200 (0:11.15) | (0:14.42) | (0:11.67) | (0:11.60) | (0:11.39) | (0:11.15) | (0:11.69) | | |
| 4 | 11 | Astern Villa | 1:12.43 | 0:25.85 | 64.6 (1000-800) | 1:12.43 | 0:58.03 [4] | 0:46.58 [4] | 0:34.87 [4] | 0:23.26 [5] | 0:11.97 [4] | | |
| | (5) | Kayla Johnston | 3.9L (+1) | 0:34.87 | 400-200 (0:11.28) | (0:14.40) | (0:11.45) | (0:11.71) | (0:11.62) | (0:11.28) | (0:11.97) | | |
| 5 | 2 | Our Smokeshow | 1:12.46 | 0:26.18 | 65.5 (400-200) | 1:12.46 | 0:57.76 [6] | 0:46.28 [6] | 0:34.61 [6] | 0:23.01 [7] | 0:11.88 [5] | | |
| | (6) | Ben Thompson | 4.1L (+6) | 0:34.61 | 400-200 (0:11.13) | (0:14.70) | (0:11.48) | (0:11.66) | (0:11.60) | (0:11.13) | (0:11.88) | | |
| 6 | 6 | Crackenthorpe | 1:12.96 | 0:26.67 | 64.3 (800-600) | 1:12.96 | 0:57.83 [7] | 0:46.28 [7] | 0:34.87 [7] | 0:23.54 [6] | 0:12.14 [7] | | |
| | (7) | Daniel Moor | 7.0L (+0) | 0:34.87 | 600-400 (0:11.33) | (0:15.13) | (0:11.54) | (0:11.42) | (0:11.33) | (0:11.40) | (0:12.14) | | |
| 7 | 7 | Nondisclosure | 1:13.08 | 0:25.54 | 65.2 (1000-800) | 1:13.08 | 0:58.98 [2] | 0:47.54 [2] | 0:35.75 [3] | 0:23.91 [4] | 0:12.28 [6] | | |
| | (3) | Corey Sutherland | 7.8L (-1) | 0:35.75 | 1000-800 (0:11.44) | (0:14.10) | (0:11.44) | (0:11.79) | (0:11.84) | (0:11.63) | (0:12.28) | | |

Scratched: Bruckheimer (#4), Uluwatu (#5), Hurricane Lu (#9), Dreamwriter (#10)

Report Created: Sun 07 June 2026

(Note: Races are conducted over an approximate distance as close as possible to the advertised distance, and recorded data may vary accordingly. Official times refer to race times only and do not include handicap times.)

[] Position in running at each section and finish TAB# Saddle cloth number
 -:-:- No data available at this section BAR# Barrier/Gate Position
 NA No data available DNF Did not finish
 DNT Did not track DT-W Distance travelled compared to winner in metres

Fastest split
 Fastest section

data processed by **TRIPLESDATA**

| | |
|--------------------------------|---------------------|
| Horse/Jockey Name | Zoufani/Leah Martyn |
| Finish Rank | 1 |
| Fastest Section Time (Section) | 0:11.33 (1000-800) |
| Top Speed [km/h] (Section) | 66.2 (1000-800) |
| Race State | Finished |



Sunshine Coast QLD

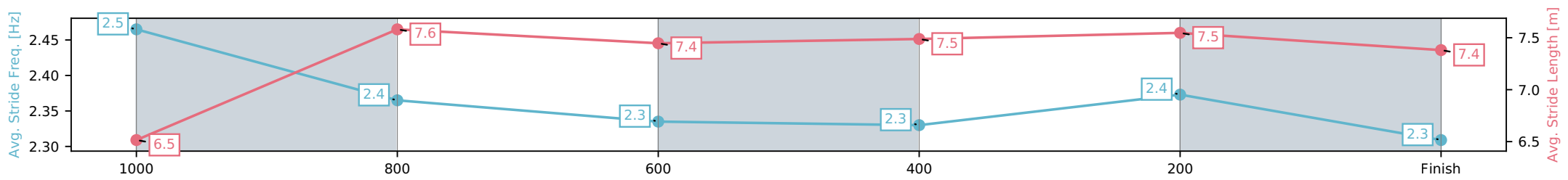
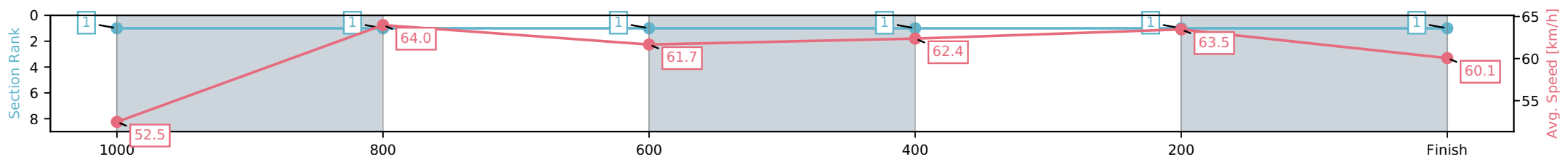
Race 4: Mix FM's Give Me 5 Class 3 Handicap - 1200m

07 June 2026 - 1:55PM



Track Rating: Soft 5, Weather: Fine, Rail Position: +5m Entire Circuit

| Section | L1200 | L1000 | L800 | L600 | L400 | L200 |
|------------------------|----------------------|--------------------------|--------------------------|--------------------------|--------------------------|--------------------------|
| Section Times | 1:11.76 (0:13.80) | 0:57.96 [1] (0:11.33) | 0:46.63 [1] (0:11.76) | 0:34.87 [1] (0:11.53) | 0:23.34 [1] (0:11.36) | 0:11.99 [1] (0:11.99) |
| Average Speed [km/h] | 52.5 | 64.0 | 61.7 | 62.4 | 63.5 | 60.1 |
| Top Speed [km/h] | 64.7 | 66.2 | 62.7 | 63.6 | 64.4 | 62.1 |
| Avg. Dist. to Rail [m] | 5.4 | 2.5 | 1.4 | 0.5 | 1.5 | 3.7 |
| Avg. Stride Freq. [Hz] | 2.5 | 2.4 | 2.3 | 2.3 | 2.4 | 2.3 |
| Avg. Stride Length [m] | 6.5 | 7.6 | 7.4 | 7.5 | 7.5 | 7.4 |



[] Ranking at each section and finish
 -:-:- No data available at this section
 NA No data available

| | |
|--------------------------------|-----------------------|
| Horse/Jockey Name | Nepravda/Michael Rodd |
| Finish Rank | 2 |
| Fastest Section Time (Section) | 0:11.33 (400-200) |
| Top Speed [km/h] (Section) | 65.0 (1000-800) |
| Race State | Finished |



Sunshine Coast QLD

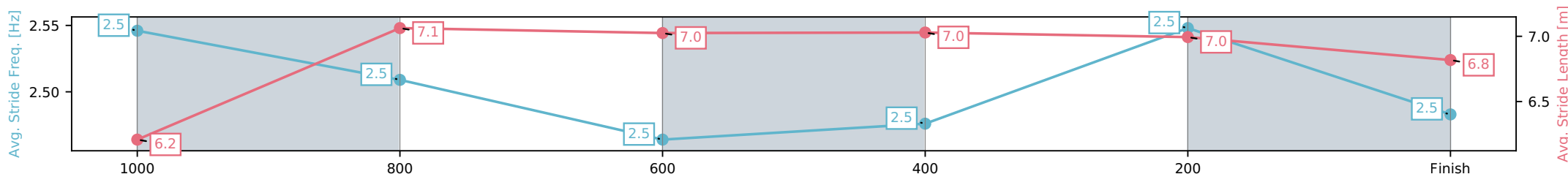
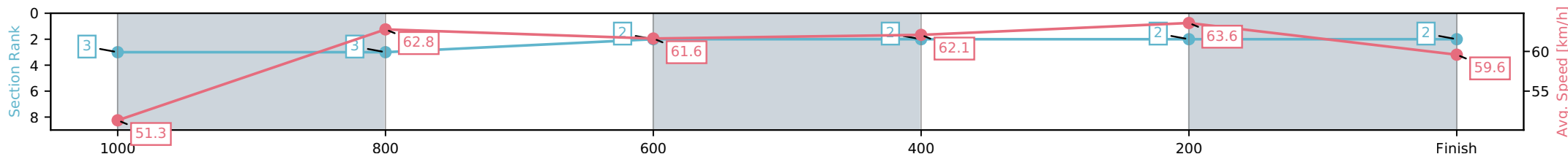
Race 4: Mix FM's Give Me 5 Class 3 Handicap - 1200m

07 June 2026 - 1:55PM



Track Rating: Soft 5, Weather: Fine, Rail Position: +5m Entire Circuit

| Section | L1200 | L1000 | L800 | L600 | L400 | L200 |
|------------------------|----------------------|--------------------------|--------------------------|--------------------------|--------------------------|--------------------------|
| Section Times | 1:11.90 (0:14.10) | 0:57.80 [3] (0:11.54) | 0:46.26 [3] (0:11.64) | 0:34.62 [2] (0:11.48) | 0:23.14 [2] (0:11.33) | 0:11.82 [2] (0:11.82) |
| Average Speed [km/h] | 51.3 | 62.8 | 61.6 | 62.1 | 63.6 | 59.6 |
| Top Speed [km/h] | 64.3 | 65.0 | 62.6 | 63.1 | 64.6 | 63.1 |
| Avg. Dist. to Rail [m] | 2.8 | 2.3 | 0.8 | 1.8 | 2.0 | 5.1 |
| Avg. Stride Freq. [Hz] | 2.5 | 2.5 | 2.5 | 2.5 | 2.5 | 2.5 |
| Avg. Stride Length [m] | 6.2 | 7.1 | 7.0 | 7.0 | 7.0 | 6.8 |



- [] Ranking at each section and finish
- :-:- No data available at this section
- NA No data available

| | |
|--------------------------------|-------------------------|
| Horse/Jockey Name | Fasvara/Benjamin Osmond |
| Finish Rank | 3 |
| Fastest Section Time (Section) | 0:11.15 (400-200) |
| Top Speed [km/h] (Section) | 66.4 (400-200) |
| Race State | Finished |



Sunshine Coast QLD

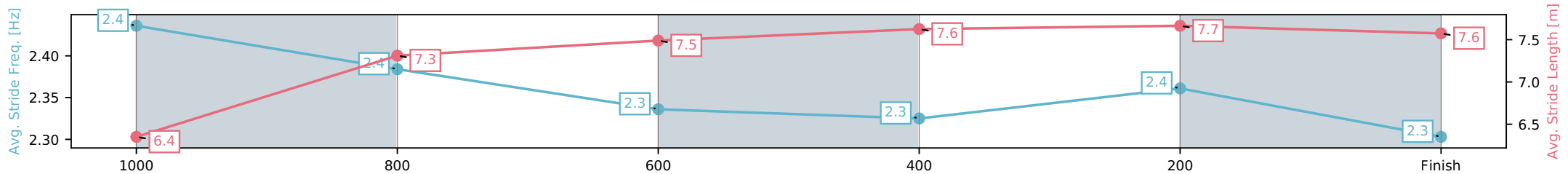
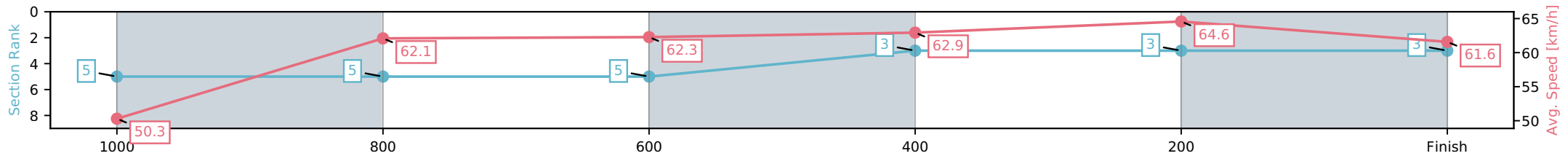
Race 4: Mix FM's Give Me 5 Class 3 Handicap - 1200m

07 June 2026 - 1:55PM



Track Rating: Soft 5, Weather: Fine, Rail Position: +5m Entire Circuit

| Section | L1200 | L1000 | L800 | L600 | L400 | L200 |
|------------------------|----------------------|--------------------------|--------------------------|--------------------------|--------------------------|--------------------------|
| Section Times | 1:11.92 (0:14.42) | 0:57.50 [5] (0:11.67) | 0:45.83 [5] (0:11.60) | 0:34.23 [5] (0:11.39) | 0:22.84 [3] (0:11.15) | 0:11.69 [3] (0:11.69) |
| Average Speed [km/h] | 50.3 | 62.1 | 62.3 | 62.9 | 64.6 | 61.6 |
| Top Speed [km/h] | 62.1 | 63.0 | 64.4 | 63.7 | 66.4 | 63.0 |
| Avg. Dist. to Rail [m] | 3.4 | 2.4 | 0.7 | 0.7 | 1.1 | 1.9 |
| Avg. Stride Freq. [Hz] | 2.4 | 2.4 | 2.3 | 2.3 | 2.4 | 2.3 |
| Avg. Stride Length [m] | 6.4 | 7.3 | 7.5 | 7.6 | 7.7 | 7.6 |



- [] Ranking at each section and finish
- :-:- No data available at this section
- NA No data available

| | |
|--------------------------------|-----------------------------|
| Horse/Jockey Name | Astern Villa/Kayla Johnston |
| Finish Rank | 4 |
| Fastest Section Time (Section) | 0:11.28 (400-200) |
| Top Speed [km/h] (Section) | 64.6 (1000-800) |
| Race State | Finished |



Sunshine Coast QLD

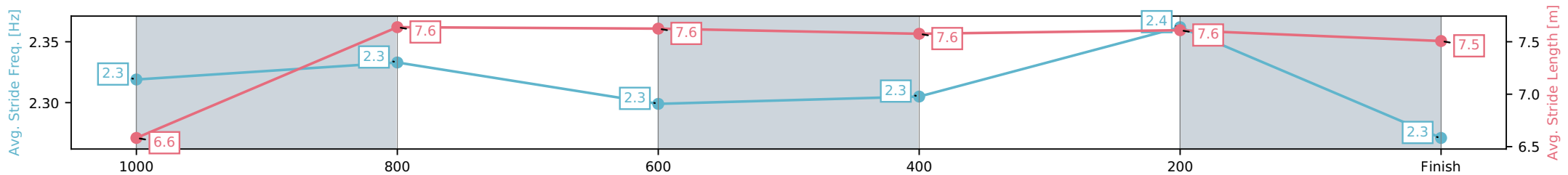
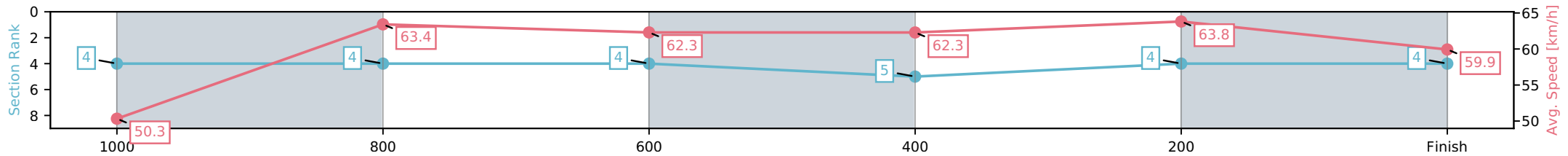
Race 4: Mix FM's Give Me 5 Class 3 Handicap - 1200m

07 June 2026 - 1:55PM



Track Rating: Soft 5, Weather: Fine, Rail Position: +5m Entire Circuit

| Section | L1200 | L1000 | L800 | L600 | L400 | L200 |
|------------------------|----------------------|--------------------------|--------------------------|--------------------------|--------------------------|--------------------------|
| Section Times | 1:12.43 (0:14.40) | 0:58.03 [4] (0:11.45) | 0:46.58 [4] (0:11.71) | 0:34.87 [4] (0:11.62) | 0:23.26 [5] (0:11.28) | 0:11.97 [4] (0:11.97) |
| Average Speed [km/h] | 50.3 | 63.4 | 62.3 | 62.3 | 63.8 | 59.9 |
| Top Speed [km/h] | 62.8 | 64.6 | 63.1 | 63.6 | 64.6 | 62.8 |
| Avg. Dist. to Rail [m] | 5.7 | 3.5 | 2.3 | 0.8 | 3.2 | 5.1 |
| Avg. Stride Freq. [Hz] | 2.3 | 2.3 | 2.3 | 2.3 | 2.4 | 2.3 |
| Avg. Stride Length [m] | 6.6 | 7.6 | 7.6 | 7.6 | 7.6 | 7.5 |



- [] Ranking at each section and finish
- :-:- No data available at this section
- NA No data available

| | |
|--------------------------------|----------------------------|
| Horse/Jockey Name | Our Smokeshow/Ben Thompson |
| Finish Rank | 5 |
| Fastest Section Time (Section) | 0:11.13 (400-200) |
| Top Speed [km/h] (Section) | 65.5 (400-200) |
| Race State | Finished |



Sunshine Coast QLD

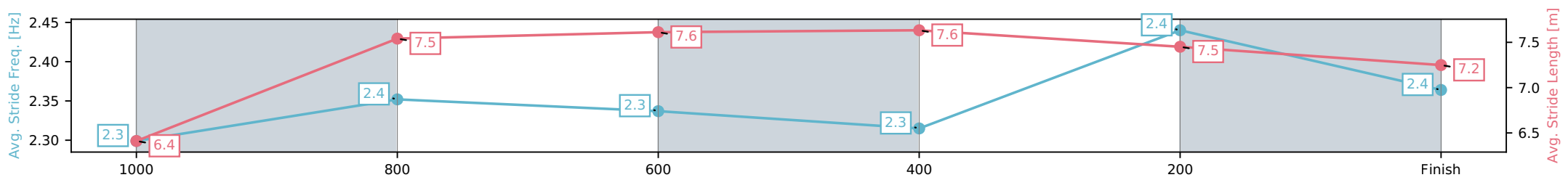
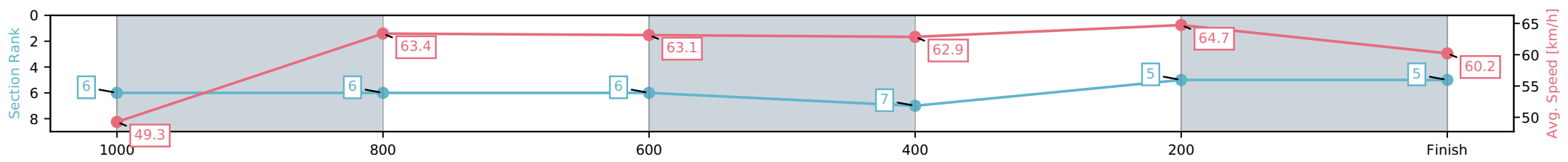
Race 4: Mix FM's Give Me 5 Class 3 Handicap - 1200m

07 June 2026 - 1:55PM



Track Rating: Soft 5, Weather: Fine, Rail Position: +5m Entire Circuit

| Section | L1200 | L1000 | L800 | L600 | L400 | L200 |
|------------------------|----------------------|--------------------------|--------------------------|--------------------------|--------------------------|--------------------------|
| Section Times | 1:12.46 (0:14.70) | 0:57.76 [6] (0:11.48) | 0:46.28 [6] (0:11.66) | 0:34.61 [6] (0:11.60) | 0:23.01 [7] (0:11.13) | 0:11.88 [5] (0:11.88) |
| Average Speed [km/h] | 49.3 | 63.4 | 63.1 | 62.9 | 64.7 | 60.2 |
| Top Speed [km/h] | 62.5 | 64.1 | 63.7 | 63.6 | 65.5 | 62.5 |
| Avg. Dist. to Rail [m] | 6.7 | 3.9 | 3.8 | 2.4 | 6.8 | 8.7 |
| Avg. Stride Freq. [Hz] | 2.3 | 2.4 | 2.3 | 2.3 | 2.4 | 2.4 |
| Avg. Stride Length [m] | 6.4 | 7.5 | 7.6 | 7.6 | 7.5 | 7.2 |



[] Ranking at each section and finish
 -:-:- No data available at this section
 NA No data available

| | |
|--------------------------------|---------------------------|
| Horse/Jockey Name | Crackenthorpe/Daniel Moor |
| Finish Rank | 6 |
| Fastest Section Time (Section) | 0:11.33 (600-400) |
| Top Speed [km/h] (Section) | 64.3 (800-600) |
| Race State | Finished |



Sunshine Coast QLD

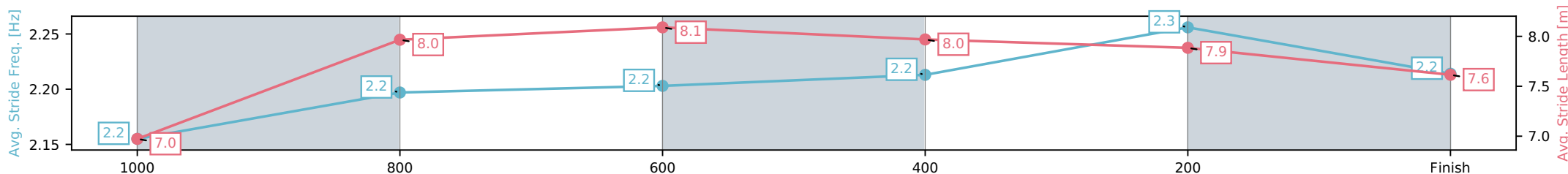
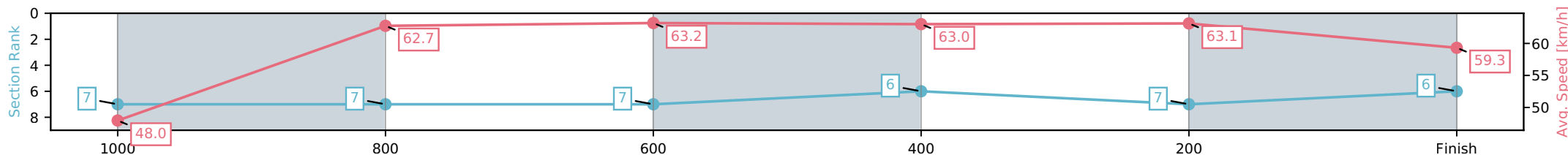
Race 4: Mix FM's Give Me 5 Class 3 Handicap - 1200m

07 June 2026 - 1:55PM



Track Rating: Soft 5, Weather: Fine, Rail Position: +5m Entire Circuit

| Section | L1200 | L1000 | L800 | L600 | L400 | L200 |
|------------------------|----------------------|--------------------------|--------------------------|--------------------------|--------------------------|--------------------------|
| Section Times | 1:12.96 (0:15.13) | 0:57.83 [7] (0:11.54) | 0:46.28 [7] (0:11.42) | 0:34.87 [7] (0:11.33) | 0:23.54 [6] (0:11.40) | 0:12.14 [7] (0:12.14) |
| Average Speed [km/h] | 48.0 | 62.7 | 63.2 | 63.0 | 63.1 | 59.3 |
| Top Speed [km/h] | 61.6 | 64.2 | 64.3 | 63.7 | 63.9 | 61.7 |
| Avg. Dist. to Rail [m] | 5.8 | 2.9 | 0.7 | 1.5 | 0.6 | 1.2 |
| Avg. Stride Freq. [Hz] | 2.2 | 2.2 | 2.2 | 2.2 | 2.3 | 2.2 |
| Avg. Stride Length [m] | 7.0 | 8.0 | 8.1 | 8.0 | 7.9 | 7.6 |



- [] Ranking at each section and finish
- :-:- No data available at this section
- NA No data available

| | |
|--------------------------------|--------------------------------|
| Horse/Jockey Name | Nondisclosure/Corey Sutherland |
| Finish Rank | 7 |
| Fastest Section Time (Section) | 0:11.44 (1000-800) |
| Top Speed [km/h] (Section) | 65.2 (1000-800) |
| Race State | Finished |



Sunshine Coast QLD

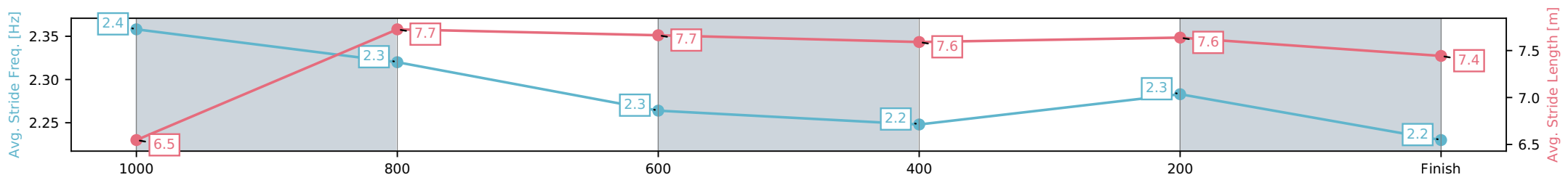
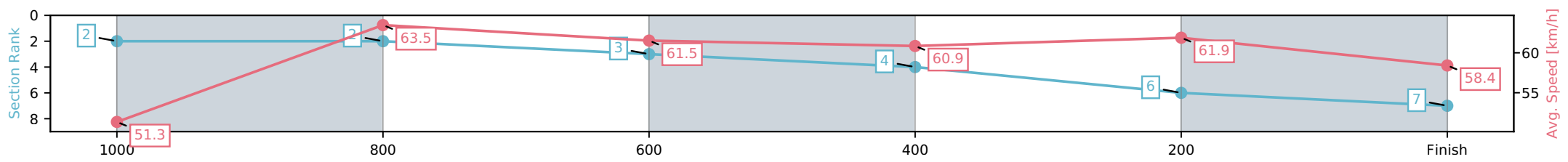
Race 4: Mix FM's Give Me 5 Class 3 Handicap - 1200m

07 June 2026 - 1:55PM



Track Rating: Soft 5, Weather: Fine, Rail Position: +5m Entire Circuit

| Section | L1200 | L1000 | L800 | L600 | L400 | L200 |
|------------------------|----------------------|--------------------------|--------------------------|--------------------------|--------------------------|--------------------------|
| Section Times | 1:13.08 (0:14.10) | 0:58.98 [2] (0:11.44) | 0:47.54 [2] (0:11.79) | 0:35.75 [3] (0:11.84) | 0:23.91 [4] (0:11.63) | 0:12.28 [6] (0:12.28) |
| Average Speed [km/h] | 51.3 | 63.5 | 61.5 | 60.9 | 61.9 | 58.4 |
| Top Speed [km/h] | 63.5 | 65.2 | 62.0 | 62.1 | 62.5 | 60.4 |
| Avg. Dist. to Rail [m] | 4.3 | 3.0 | 1.3 | 0.3 | 2.3 | 2.7 |
| Avg. Stride Freq. [Hz] | 2.4 | 2.3 | 2.3 | 2.2 | 2.3 | 2.2 |
| Avg. Stride Length [m] | 6.5 | 7.7 | 7.7 | 7.6 | 7.6 | 7.4 |



[] Ranking at each section and finish
 -.-.- No data available at this section
 NA No data available



**Sunshine Coast QLD -
Race 5: Clutch Legal Class 1 Plate - 1000m
07 June 2026 - 2:35PM**



Track Rating: Soft 5, Weather: Fine, Rail Position: +5m Entire Circuit

Field Times 0:59.05 0:45.44 0:34.74 0:23.70 0:12.42
(Race Tempo) (0:13.61) (0:10.70) (0:11.04) (0:11.28) (0:12.42)

| Rank | TAB# | Horse | Overall Time | First 400m | Top Speed km/h (Section) | L1000 | L800 | L600 | L400 | L200 | | | |
|------|--------|--------------------|---------------|------------|--------------------------|-------------|-------------|-------------|-------------|--------------|--|--|--|
| | (BAR#) | Jockey | Margin (DT-W) | Last 600m | Fastest Section (Time) | Start - 800 | 800 - 600 | 600 - 400 | 400 - 200 | 200 - Finish | | | |
| 1 | 13 | Sizzleist | 0:59.05 | 0:24.31 | 69.5 (800-600) | 0:59.05 | 0:45.44 [1] | 0:34.74 [1] | 0:23.70 [1] | 0:12.42 [1] | | | |
| | (5) | Kyle Wilson-Taylor | | 0:34.74 | 800-600 (0:10.70) | (0:13.61) | (0:10.70) | (0:11.04) | (0:11.28) | (0:12.42) | | | |
| 2 | 4 | Booya Boy | 0:59.21 | 0:24.50 | 67.6 (800-600) | 0:59.21 | 0:45.50 [2] | 0:34.71 [2] | 0:23.63 [2] | 0:12.31 [2] | | | |
| | (2) | Nick Heywood | 0.9L (-1) | 0:34.71 | 800-600 (0:10.80) | (0:13.70) | (0:10.80) | (0:11.08) | (0:11.32) | (0:12.31) | | | |
| 3 | 7 | Fortysecondstreet | 0:59.23 | 0:24.78 | 67.4 (800-600) | 0:59.23 | 0:45.30 [6] | 0:34.45 [7] | 0:23.39 [5] | 0:12.18 [3] | | | |
| | (1) | Ben Thompson | 1.1L (-1) | 0:34.45 | 800-600 (0:10.85) | (0:13.93) | (0:10.85) | (0:11.06) | (0:11.21) | (0:12.18) | | | |
| 4 | 9 | Kilonova | 0:59.37 | 0:24.72 | 69.5 (800-600) | 0:59.37 | 0:45.37 [7] | 0:34.65 [6] | 0:23.38 [7] | 0:12.13 [6] | | | |
| | (8) | Michael Rodd | 1.9L (-1) | 0:34.65 | 800-600 (0:10.72) | (0:14.00) | (0:10.72) | (0:11.27) | (0:11.25) | (0:12.13) | | | |
| 5 | 1 | Je Reve | 0:59.41 | 0:24.63 | 68.9 (800-600) | 0:59.41 | 0:45.41 [7] | 0:34.78 [5] | 0:23.52 [6] | 0:12.22 [4] | | | |
| | (4) | Adam Sewell | 2.1L (-1) | 0:34.77 | 800-600 (0:10.63) | (0:14.00) | (0:10.63) | (0:11.26) | (0:11.29) | (0:12.22) | | | |
| 6 | 8 | Iced Chocolate | 0:59.48 | 0:24.78 | 67.6 (800-600) | 0:59.48 | 0:45.58 [5] | 0:34.70 [7] | 0:23.45 [8] | 0:12.20 [7] | | | |
| | (7) | Ashley Butler | 2.5L (+1) | 0:34.70 | 800-600 (0:10.88) | (0:13.90) | (0:10.88) | (0:11.25) | (0:11.25) | (0:12.20) | | | |
| 7 | 11 | Hannabana | 0:59.97 | 0:24.56 | 67.8 (800-600) | 0:59.97 | 0:46.25 [3] | 0:35.41 [4] | 0:24.32 [3] | 0:12.77 [5] | | | |
| | (3) | Cejay Graham | 5.4L (-2) | 0:35.41 | 800-600 (0:10.84) | (0:13.72) | (0:10.84) | (0:11.09) | (0:11.55) | (0:12.77) | | | |
| 8 | 3 | Step Along | 1:00.29 | 0:24.56 | 68.0 (800-600) | 1:00.29 | 0:46.55 [4] | 0:35.73 [3] | 0:24.47 [4] | 0:12.94 [8] | | | |
| | (6) | Rob Thorburn | 7.3L (+0) | 0:35.74 | 800-600 (0:10.82) | (0:13.74) | (0:10.82) | (0:11.27) | (0:11.53) | (0:12.94) | | | |

Scratched: Li'l Rex (#2), Decadad (#5), Far Beyond (#6), Point Be (#10), Miss Funny Honey (#12)

Report Created: Sun 07 June 2026

(Note: Races are conducted over an approximate distance as close as possible to the advertised distance, and recorded data may vary accordingly. Official times refer to race times only and do not include handicap times.)

[] Position in running at each section and finish TAB# Saddle cloth number
 -:-:- No data available at this section BAR# Barrier/Gate Position
 NA No data available DNF Did not finish
 DNT Did not track DT-W Distance travelled compared to winner in metres

Fastest split
 Fastest section

data processed by **TRIPLESDATA**

| | |
|--------------------------------|------------------------------|
| Horse/Jockey Name | Sizzleist/Kyle Wilson-Taylor |
| Finish Rank | 1 |
| Fastest Section Time (Section) | 0:10.70 (800-600) |
| Top Speed [km/h] (Section) | 69.5 (800-600) |
| Race State | Finished |



Sunshine Coast QLD

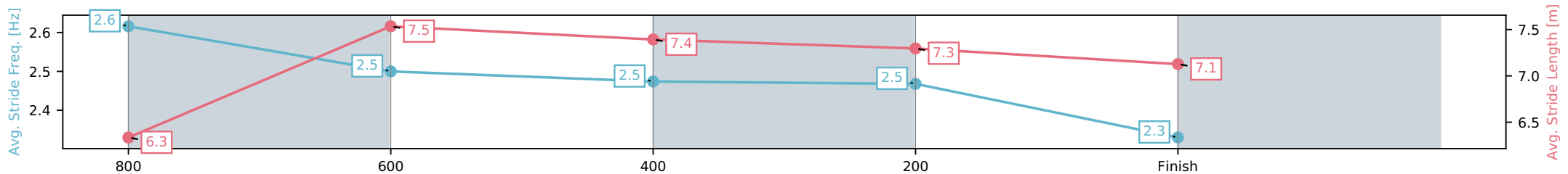
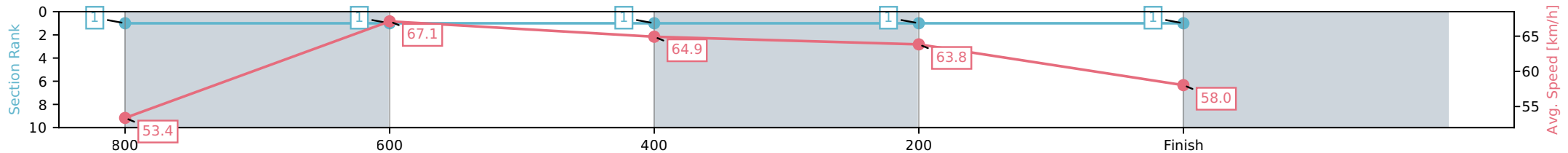
Race 5: Clutch Legal Class 1 Plate - 1000m

07 June 2026 - 2:35PM



Track Rating: Soft 5, Weather: Fine, Rail Position: +5m Entire Circuit

| Section | L1000 | L800 | L600 | L400 | L200 |
|------------------------|----------------------|--------------------------|--------------------------|--------------------------|--------------------------|
| Section Times | 0:59.05 (0:13.61) | 0:45.44 [1] (0:10.70) | 0:34.74 [1] (0:11.04) | 0:23.70 [1] (0:11.28) | 0:12.42 [1] (0:12.42) |
| Average Speed [km/h] | 53.4 | 67.1 | 64.9 | 63.8 | 58.0 |
| Top Speed [km/h] | 67.3 | 69.5 | 66.0 | 65.2 | 62.4 |
| Avg. Dist. to Rail [m] | 5.0 | 1.1 | 0.8 | 1.5 | 3.0 |
| Avg. Stride Freq. [Hz] | 2.6 | 2.5 | 2.5 | 2.5 | 2.3 |
| Avg. Stride Length [m] | 6.3 | 7.5 | 7.4 | 7.3 | 7.1 |



- [] Ranking at each section and finish
- :-:- No data available at this section
- NA No data available

| | |
|--------------------------------|------------------------|
| Horse/Jockey Name | Booya Boy/Nick Heywood |
| Finish Rank | 2 |
| Fastest Section Time (Section) | 0:10.80 (800-600) |
| Top Speed [km/h] (Section) | 67.6 (800-600) |
| Race State | Finished |



Sunshine Coast QLD

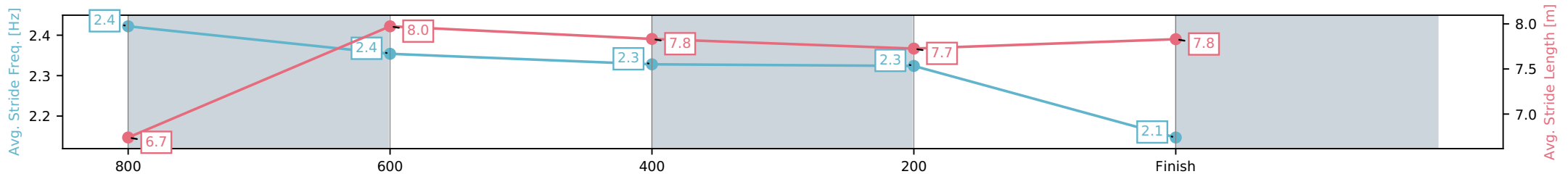
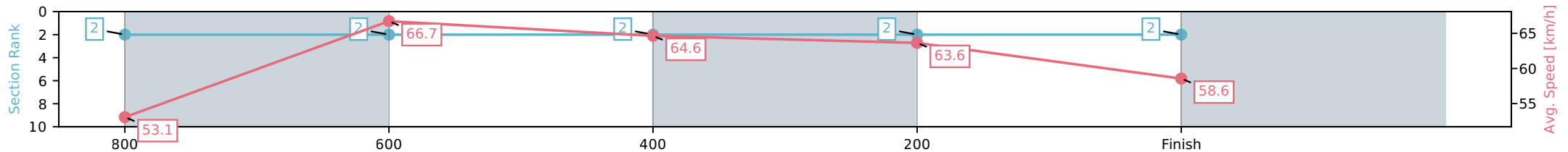
Race 5: Clutch Legal Class 1 Plate - 1000m

07 June 2026 - 2:35PM



Track Rating: Soft 5, Weather: Fine, Rail Position: +5m Entire Circuit

| Section | L1000 | L800 | L600 | L400 | L200 |
|------------------------|----------------------|--------------------------|--------------------------|--------------------------|--------------------------|
| Section Times | 0:59.21 (0:13.70) | 0:45.50 [2] (0:10.80) | 0:34.71 [2] (0:11.08) | 0:23.63 [2] (0:11.32) | 0:12.31 [2] (0:12.31) |
| Average Speed [km/h] | 53.1 | 66.7 | 64.6 | 63.6 | 58.6 |
| Top Speed [km/h] | 67.4 | 67.6 | 66.4 | 65.0 | 61.6 |
| Avg. Dist. to Rail [m] | 2.5 | 0.8 | 0.9 | 1.1 | 2.4 |
| Avg. Stride Freq. [Hz] | 2.4 | 2.4 | 2.3 | 2.3 | 2.1 |
| Avg. Stride Length [m] | 6.7 | 8.0 | 7.8 | 7.7 | 7.8 |



- [] Ranking at each section and finish
- :-:- No data available at this section
- NA No data available

| | |
|--------------------------------|--------------------------------|
| Horse/Jockey Name | Fortysecondstreet/Ben Thompson |
| Finish Rank | 3 |
| Fastest Section Time (Section) | 0:10.85 (800-600) |
| Top Speed [km/h] (Section) | 67.4 (800-600) |
| Race State | Finished |



Sunshine Coast QLD

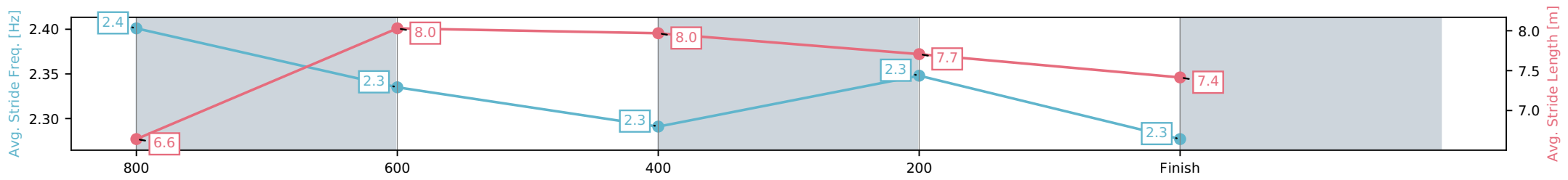
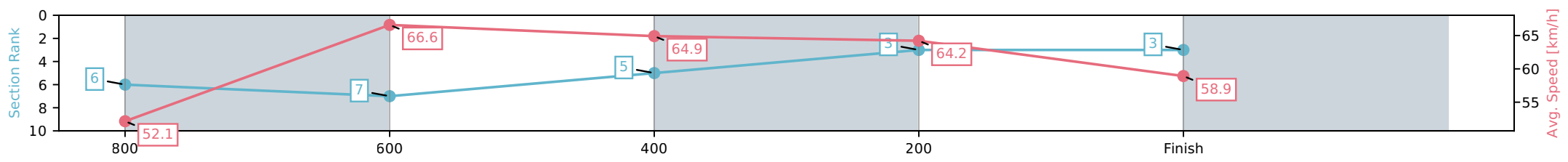
Race 5: Clutch Legal Class 1 Plate - 1000m

07 June 2026 - 2:35PM



Track Rating: Soft 5, Weather: Fine, Rail Position: +5m Entire Circuit

| Section | L1000 | L800 | L600 | L400 | L200 |
|------------------------|----------------------|--------------------------|--------------------------|--------------------------|--------------------------|
| Section Times | 0:59.23 (0:13.93) | 0:45.30 [6] (0:10.85) | 0:34.45 [7] (0:11.06) | 0:23.39 [5] (0:11.21) | 0:12.18 [3] (0:12.18) |
| Average Speed [km/h] | 52.1 | 66.6 | 64.9 | 64.2 | 58.9 |
| Top Speed [km/h] | 66.9 | 67.4 | 66.0 | 65.5 | 62.5 |
| Avg. Dist. to Rail [m] | 2.6 | 1.3 | 0.6 | 0.2 | 0.4 |
| Avg. Stride Freq. [Hz] | 2.4 | 2.3 | 2.3 | 2.3 | 2.3 |
| Avg. Stride Length [m] | 6.6 | 8.0 | 8.0 | 7.7 | 7.4 |



[] Ranking at each section and finish
 -:-:- No data available at this section
 NA No data available

| | |
|--------------------------------|-----------------------|
| Horse/Jockey Name | Kilonova/Michael Rodd |
| Finish Rank | 4 |
| Fastest Section Time (Section) | 0:10.72 (800-600) |
| Top Speed [km/h] (Section) | 69.5 (800-600) |
| Race State | Finished |



Sunshine Coast QLD

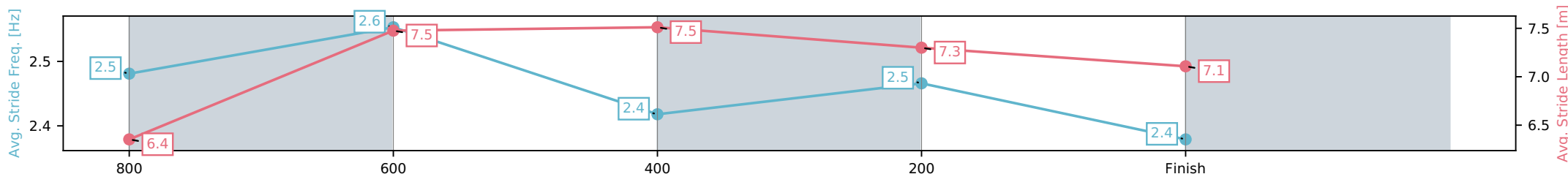
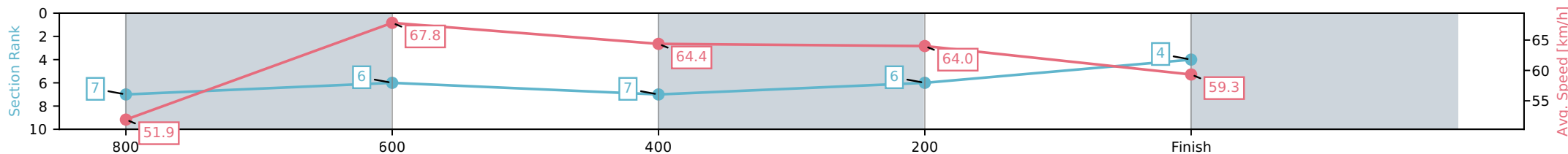
Race 5: Clutch Legal Class 1 Plate - 1000m

07 June 2026 - 2:35PM



Track Rating: Soft 5, Weather: Fine, Rail Position: +5m Entire Circuit

| Section | L1000 | L800 | L600 | L400 | L200 |
|------------------------|----------------------|--------------------------|--------------------------|--------------------------|--------------------------|
| Section Times | 0:59.37 (0:14.00) | 0:45.37 [7] (0:10.72) | 0:34.65 [6] (0:11.27) | 0:23.38 [7] (0:11.25) | 0:12.13 [6] (0:12.13) |
| Average Speed [km/h] | 51.9 | 67.8 | 64.4 | 64.0 | 59.3 |
| Top Speed [km/h] | 67.7 | 69.5 | 65.4 | 64.5 | 62.6 |
| Avg. Dist. to Rail [m] | 8.0 | 3.0 | 1.3 | 2.9 | 2.1 |
| Avg. Stride Freq. [Hz] | 2.5 | 2.6 | 2.4 | 2.5 | 2.4 |
| Avg. Stride Length [m] | 6.4 | 7.5 | 7.5 | 7.3 | 7.1 |



- [] Ranking at each section and finish
- :-:- No data available at this section
- NA No data available

| | |
|--------------------------------|---------------------|
| Horse/Jockey Name | Je Reve/Adam Sewell |
| Finish Rank | 5 |
| Fastest Section Time (Section) | 0:10.63 (800-600) |
| Top Speed [km/h] (Section) | 68.9 (800-600) |
| Race State | Finished |



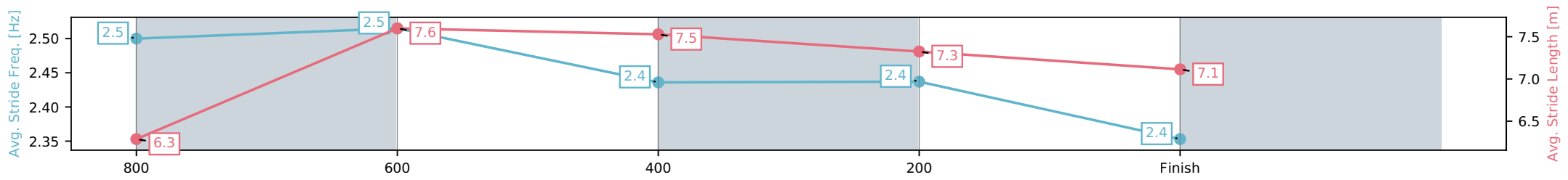
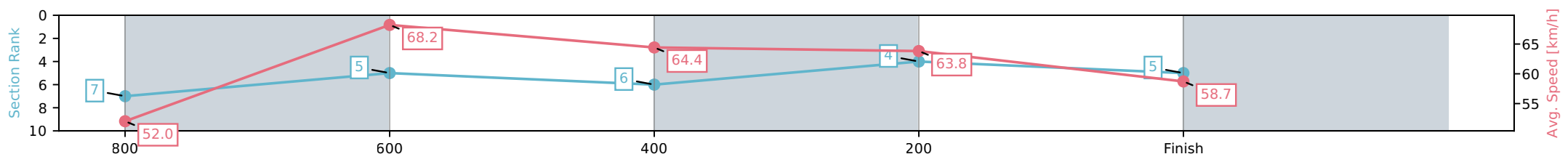
Sunshine Coast QLD
Race 5: Clutch Legal Class 1 Plate - 1000m



07 June 2026 - 2:35PM

Track Rating: Soft 5, Weather: Fine, Rail Position: +5m Entire Circuit

| Section | L1000 | L800 | L600 | L400 | L200 |
|------------------------|----------------------|--------------------------|--------------------------|--------------------------|--------------------------|
| Section Times | 0:59.41 (0:14.00) | 0:45.41 [7] (0:10.63) | 0:34.78 [5] (0:11.26) | 0:23.52 [6] (0:11.29) | 0:12.22 [4] (0:12.22) |
| Average Speed [km/h] | 52.0 | 68.2 | 64.4 | 63.8 | 58.7 |
| Top Speed [km/h] | 67.6 | 68.9 | 67.9 | 65.2 | 61.7 |
| Avg. Dist. to Rail [m] | 3.6 | 1.9 | 1.3 | 4.1 | 4.3 |
| Avg. Stride Freq. [Hz] | 2.5 | 2.5 | 2.4 | 2.4 | 2.4 |
| Avg. Stride Length [m] | 6.3 | 7.6 | 7.5 | 7.3 | 7.1 |



[] Ranking at each section and finish
 -:-:- No data available at this section
 NA No data available

| | |
|--------------------------------|------------------------------|
| Horse/Jockey Name | Iced Chocolate/Ashley Butler |
| Finish Rank | 6 |
| Fastest Section Time (Section) | 0:10.88 (800-600) |
| Top Speed [km/h] (Section) | 67.6 (800-600) |
| Race State | Finished |



Sunshine Coast QLD

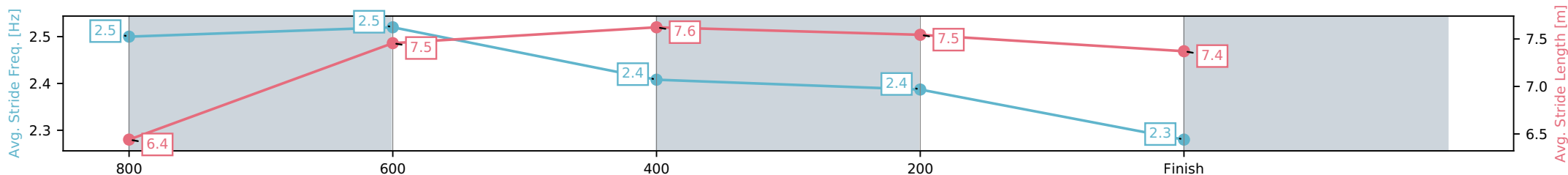
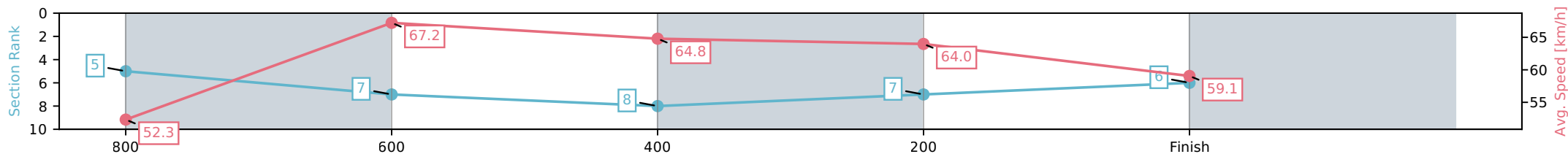
Race 5: Clutch Legal Class 1 Plate - 1000m

07 June 2026 - 2:35PM



Track Rating: Soft 5, Weather: Fine, Rail Position: +5m Entire Circuit

| Section | L1000 | L800 | L600 | L400 | L200 |
|------------------------|----------------------|--------------------------|--------------------------|--------------------------|--------------------------|
| Section Times | 0:59.48 (0:13.90) | 0:45.58 [5] (0:10.88) | 0:34.70 [7] (0:11.25) | 0:23.45 [8] (0:11.25) | 0:12.20 [7] (0:12.20) |
| Average Speed [km/h] | 52.3 | 67.2 | 64.8 | 64.0 | 59.1 |
| Top Speed [km/h] | 65.5 | 67.6 | 67.3 | 65.3 | 61.9 |
| Avg. Dist. to Rail [m] | 7.2 | 4.2 | 2.1 | 5.4 | 5.1 |
| Avg. Stride Freq. [Hz] | 2.5 | 2.5 | 2.4 | 2.4 | 2.3 |
| Avg. Stride Length [m] | 6.4 | 7.5 | 7.6 | 7.5 | 7.4 |



- [] Ranking at each section and finish
- :-:- No data available at this section
- NA No data available

| | |
|--------------------------------|------------------------|
| Horse/Jockey Name | Hannabana/Cejay Graham |
| Finish Rank | 7 |
| Fastest Section Time (Section) | 0:10.84 (800-600) |
| Top Speed [km/h] (Section) | 67.8 (800-600) |
| Race State | Finished |



Sunshine Coast QLD

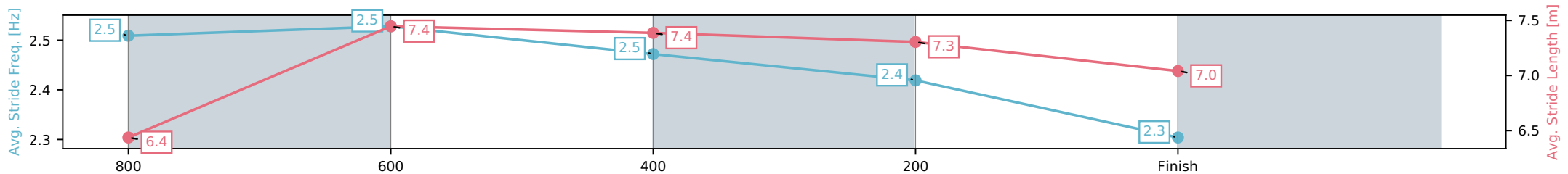
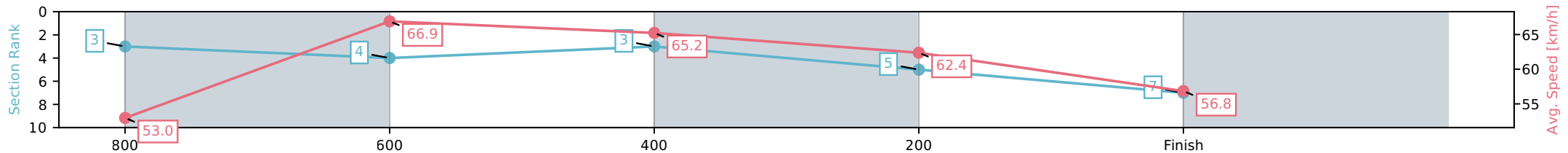
Race 5: Clutch Legal Class 1 Plate - 1000m

07 June 2026 - 2:35PM



Track Rating: Soft 5, Weather: Fine, Rail Position: +5m Entire Circuit

| Section | L1000 | L800 | L600 | L400 | L200 |
|------------------------|----------------------|--------------------------|--------------------------|--------------------------|--------------------------|
| Section Times | 0:59.97 (0:13.72) | 0:46.25 [3] (0:10.84) | 0:35.41 [4] (0:11.09) | 0:24.32 [3] (0:11.55) | 0:12.77 [5] (0:12.77) |
| Average Speed [km/h] | 53.0 | 66.9 | 65.2 | 62.4 | 56.8 |
| Top Speed [km/h] | 67.2 | 67.8 | 66.4 | 66.6 | 59.7 |
| Avg. Dist. to Rail [m] | 4.5 | 2.6 | 1.1 | 5.3 | 5.4 |
| Avg. Stride Freq. [Hz] | 2.5 | 2.5 | 2.5 | 2.4 | 2.3 |
| Avg. Stride Length [m] | 6.4 | 7.4 | 7.4 | 7.3 | 7.0 |



[] Ranking at each section and finish
 -:-:- No data available at this section
 NA No data available

| | |
|--------------------------------|-------------------------|
| Horse/Jockey Name | Step Along/Rob Thorburn |
| Finish Rank | 8 |
| Fastest Section Time (Section) | 0:10.82 (800-600) |
| Top Speed [km/h] (Section) | 68.0 (800-600) |
| Race State | Finished |



Sunshine Coast QLD

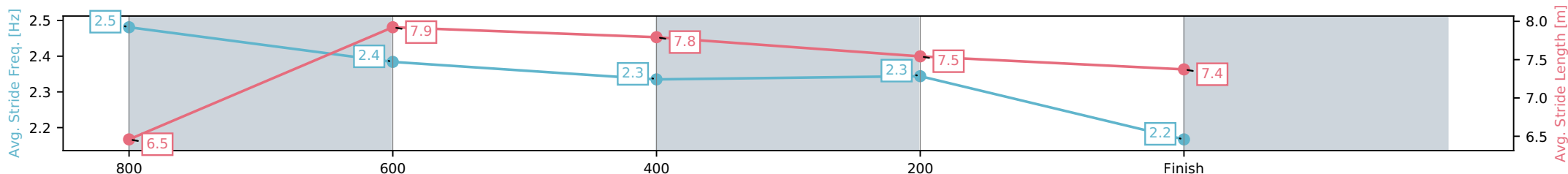
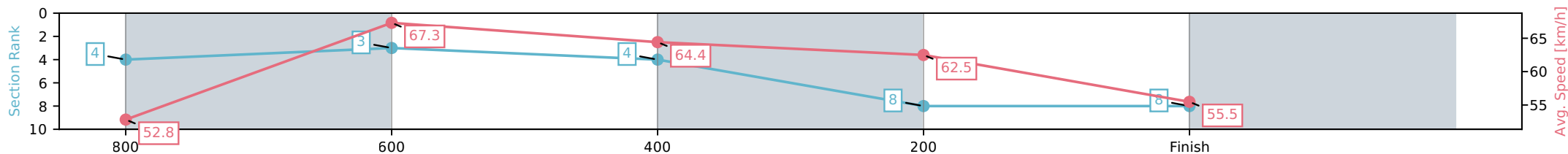
Race 5: Clutch Legal Class 1 Plate - 1000m

07 June 2026 - 2:35PM



Track Rating: Soft 5, Weather: Fine, Rail Position: +5m Entire Circuit

| Section | L1000 | L800 | L600 | L400 | L200 |
|------------------------|----------------------|--------------------------|--------------------------|--------------------------|--------------------------|
| Section Times | 1:00.29 (0:13.74) | 0:46.55 [4] (0:10.82) | 0:35.73 [3] (0:11.27) | 0:24.47 [4] (0:11.53) | 0:12.94 [8] (0:12.94) |
| Average Speed [km/h] | 52.8 | 67.3 | 64.4 | 62.5 | 55.5 |
| Top Speed [km/h] | 67.2 | 68.0 | 65.9 | 63.5 | 60.1 |
| Avg. Dist. to Rail [m] | 6.7 | 3.3 | 1.4 | 4.8 | 5.1 |
| Avg. Stride Freq. [Hz] | 2.5 | 2.4 | 2.3 | 2.3 | 2.2 |
| Avg. Stride Length [m] | 6.5 | 7.9 | 7.8 | 7.5 | 7.4 |



- [] Ranking at each section and finish
- :-:- No data available at this section
- NA No data available



Sunshine Coast QLD -

Race 6: Innovative Planning Solutions BM65 Handicap - 1800m

07 June 2026 - 3:15PM



Track Rating: Soft 5, Weather: Fine, Rail Position: +5m Entire Circuit

Field Times (Race Tempo) 1:51.19 (0:13.80) 1:37.39 (0:11.17) 1:26.22 (0:12.15) 1:14.07 (0:12.37) 1:01.70 (0:12.75) 0:48.94 (0:12.75) 0:36.20 (0:12.16) 0:24.03 (0:11.86)

| Rank | TAB# | Horse | Overall Time | First 400m | Top Speed km/h (Section) | L1800 | L1600 | L1400 | L1200 | L1000 | L800 | L600 | L400 |
|------|--------|----------------------|---------------|------------|--------------------------|--------------|--------------|--------------|--------------|--------------|--------------|--------------|--------------|
| | (BAR#) | Jockey | Margin (DT-W) | Last 600m | Fastest Section (Time) | Start - 1600 | 1600 - 1400 | 1400 - 1200 | 1200 - 1000 | 1000 - 800 | 800 - 600 | 600 - 400 | 400 - 200 |
| 1 | 1 | Divakara | 1:51.19 | 0:25.98 | 64.3 (1600-1400) | 1:51.19 | 1:36.59 [8] | 1:25.20 [8] | 1:13.24 [8] | 1:00.59 [8] | 0:47.99 [8] | 0:35.41 [8] | 0:23.44 [8] |
| | (7) | Ben Thompson | | 0:35.40 | 400-200 (0:11.35) | (0:14.60) | (0:11.38) | (0:11.96) | (0:12.66) | (0:12.60) | (0:12.58) | (0:11.97) | (0:11.35) |
| 2 | 4 | Lyneham | 1:51.29 | 0:25.65 | 65.2 (1600-1400) | 1:51.29 | 1:36.97 [6] | 1:25.65 [6] | 1:13.56 [6] | 1:00.98 [6] | 0:48.38 [6] | 0:35.75 [6] | 0:23.77 [5] |
| | (4) | Kyle Wilson-Taylor | 0.6L (-2) | 0:35.75 | 1600-1400 (0:11.33) | (0:14.32) | (0:11.33) | (0:12.08) | (0:12.58) | (0:12.61) | (0:12.62) | (0:11.98) | (0:11.53) |
| 3 | 5 | Bold Blaze | 1:51.55 | 0:26.30 | 64.8 (1600-1400) | 1:51.55 | 1:36.67 [10] | 1:25.26 [10] | 1:13.34 [10] | 1:00.67 [10] | 0:48.13 [10] | 0:35.53 [10] | 0:23.52 [9] |
| | (10) | Jag Guthmann-Chester | 2.1L (+1) | 0:35.53 | 400-200 (0:11.38) | (0:14.88) | (0:11.42) | (0:11.92) | (0:12.67) | (0:12.53) | (0:12.60) | (0:12.02) | (0:11.38) |
| 4 | 8 | Ole Bazzle | 1:51.68 | 0:26.08 | 65.1 (1600-1400) | 1:51.68 | 1:36.97 [9] | 1:25.60 [9] | 1:13.59 [9] | 1:00.93 [9] | 0:48.47 [9] | 0:35.86 [9] | 0:24.01 [6] |
| | (6) | Rob Thorburn | 2.8L (-4) | 0:35.86 | 1600-1400 (0:11.37) | (0:14.71) | (0:11.37) | (0:12.01) | (0:12.66) | (0:12.46) | (0:12.61) | (0:11.85) | (0:11.56) |
| 5 | 6 | Captain Eagle | 1:51.86 | 0:25.05 | 66.4 (1600-1400) | 1:51.86 | 1:38.06 [1] | 1:26.81 [2] | 1:14.62 [2] | 1:02.31 [2] | 0:49.55 [2] | 0:36.82 [2] | 0:24.70 [1] |
| | (9) | Mark Du Plessis | 3.9L (+0) | 0:36.82 | 1600-1400 (0:11.25) | (0:13.80) | (0:11.25) | (0:12.20) | (0:12.31) | (0:12.76) | (0:12.72) | (0:12.12) | (0:11.86) |
| 6 | 9 | Tap High | 1:51.98 | 0:25.49 | 64.7 (1600-1400) | 1:51.98 | 1:37.99 [4] | 1:26.50 [5] | 1:14.54 [4] | 1:02.03 [5] | 0:49.39 [3] | 0:36.72 [4] | 0:24.72 [3] |
| | (2) | Steph Tierney | 4.6L (-3) | 0:36.72 | 1600-1400 (0:11.50) | (0:13.99) | (0:11.50) | (0:11.96) | (0:12.51) | (0:12.64) | (0:12.66) | (0:12.00) | (0:11.83) |
| 7 | 3 | Big Ticket Boy | 1:52.15 | 0:25.34 | 65.5 (1800 - 1600) | 1:52.15 | 1:38.18 [3] | 1:26.81 [3] | 1:14.70 [5] | 1:02.29 [4] | 0:49.53 [5] | 0:36.92 [3] | 0:24.84 [4] |
| | (8) | Georgina Cartwright | 5.6L (+1) | 0:36.92 | 1600-1400 (0:11.37) | (0:13.97) | (0:11.37) | (0:12.11) | (0:12.41) | (0:12.76) | (0:12.62) | (0:12.08) | (0:11.89) |
| 8 | 14 | Seeress | 1:52.30 | 0:25.85 | 65.8 (1600-1400) | 1:52.30 | 1:37.87 [7] | 1:26.45 [7] | 1:14.46 [7] | 1:01.95 [7] | 0:49.34 [7] | 0:36.66 [7] | 0:24.59 [7] |
| | (3) | Fiona Sandkuhl | 6.5L (-3) | 0:36.66 | 1600-1400 (0:11.42) | (0:14.43) | (0:11.42) | (0:11.99) | (0:12.51) | (0:12.61) | (0:12.68) | (0:12.07) | (0:11.77) |
| 9 | 10 | Arduous | 1:52.46 | 0:24.97 | 65.8 (1600-1400) | 1:52.46 | 1:38.65 [2] | 1:27.49 [1] | 1:15.34 [1] | 1:02.97 [1] | 0:50.21 [1] | 0:37.47 [1] | 0:25.24 [2] |
| | (1) | Emily Lang | 7.5L (-5) | 0:37.46 | 1600-1400 (0:11.16) | (0:13.81) | (0:11.16) | (0:12.15) | (0:12.37) | (0:12.75) | (0:12.75) | (0:12.22) | (0:12.01) |
| 10 | 2 | Ionaceltic | 1:55.84 | 0:25.48 | 66.4 (1600-1400) | 1:55.84 | 1:41.56 [5] | 1:30.36 [4] | 1:18.44 [3] | 1:06.01 [3] | 0:53.23 [4] | 0:40.31 [5] | 0:27.69 [10] |
| | (5) | Bella Youngberry | 27.3L (+3) | 0:40.31 | 1600-1400 (0:11.20) | (0:14.28) | (0:11.20) | (0:11.92) | (0:12.44) | (0:12.78) | (0:12.91) | (0:12.63) | (0:13.02) |

Scratched: Bodhran (#7), Thormendous Miss (#11), Big Tech (#12), Miss Dynamo (#13)

Report Created: Sun 07 June 2026

(Note: Races are conducted over an approximate distance as close as possible to the advertised distance, and recorded data may vary accordingly. Official times refer to race times only and do not include handicap times.)

[] Position in running at each section and finish TAB# Saddle cloth number

Fastest split

:-:-- No data available at this section

BAR# Barrier/Gate Position

Fastest section

NA No data available

DNF Did not finish

DNT Did not track

DT-W Distance travelled compared to winner in metres



Sunshine Coast QLD -

Race 6: Innovative Planning Solutions BM65 Handicap - 1800m

07 June 2026 - 3:15PM



Track Rating: Soft 5, Weather: Fine, Rail Position: +5m Entire Circuit

Field Times 0:12.17
(Race Tempo) (0:12.17)

| Rank | TAB# | Horse | Overall Time | First 400m | Top Speed km/h (Section) | L200 | | | | | | | | | |
|------|--------|----------------------|---------------|------------|--------------------------|--------------|--|--|--|--|--|--|--|--|--|
| | (BAR#) | Jockey | Margin (DT-W) | Last 600m | Fastest Section (Time) | 200 - Finish | | | | | | | | | |
| 1 | 1 | Divakara | 1:51.19 | 0:25.98 | 64.3 (1600-1400) | 0:12.08 [4] | | | | | | | | | |
| | (7) | Ben Thompson | | 0:35.40 | 400-200 (0:11.35) | (0:12.08) | | | | | | | | | |
| 2 | 4 | Lyneham | 1:51.29 | 0:25.65 | 65.2 (1600-1400) | 0:12.24 [2] | | | | | | | | | |
| | (4) | Kyle Wilson-Taylor | 0.6L (-2) | 0:35.75 | 1600-1400 (0:11.33) | (0:12.24) | | | | | | | | | |
| 3 | 5 | Bold Blaze | 1:51.55 | 0:26.30 | 64.8 (1600-1400) | 0:12.13 [8] | | | | | | | | | |
| | (10) | Jag Guthmann-Chester | 2.1L (+1) | 0:35.53 | 400-200 (0:11.38) | (0:12.13) | | | | | | | | | |
| 4 | 8 | Ole Bazzle | 1:51.68 | 0:26.08 | 65.1 (1600-1400) | 0:12.45 [6] | | | | | | | | | |
| | (6) | Rob Thorburn | 2.8L (-4) | 0:35.86 | 1600-1400 (0:11.37) | (0:12.45) | | | | | | | | | |
| 5 | 6 | Captain Eagle | 1:51.86 | 0:25.05 | 66.4 (1600-1400) | 0:12.84 [1] | | | | | | | | | |
| | (9) | Mark Du Plessis | 3.9L (+0) | 0:36.82 | 1600-1400 (0:11.25) | (0:12.84) | | | | | | | | | |
| 6 | 9 | Tap High | 1:51.98 | 0:25.49 | 64.7 (1600-1400) | 0:12.89 [3] | | | | | | | | | |
| | (2) | Steph Tierney | 4.6L (-3) | 0:36.72 | 1600-1400 (0:11.50) | (0:12.89) | | | | | | | | | |
| 7 | 3 | Big Ticket Boy | 1:52.15 | 0:25.34 | 65.5 (1800 - 1600) | 0:12.95 [5] | | | | | | | | | |
| | (8) | Georgina Cartwright | 5.6L (+1) | 0:36.92 | 1600-1400 (0:11.37) | (0:12.95) | | | | | | | | | |
| 8 | 14 | Seeress | 1:52.30 | 0:25.85 | 65.8 (1600-1400) | 0:12.82 [9] | | | | | | | | | |
| | (3) | Fiona Sandkuhl | 6.5L (-3) | 0:36.66 | 1600-1400 (0:11.42) | (0:12.82) | | | | | | | | | |
| 9 | 10 | Arduous | 1:52.46 | 0:24.97 | 65.8 (1600-1400) | 0:13.23 [6] | | | | | | | | | |
| | (1) | Emily Lang | 7.5L (-5) | 0:37.46 | 1600-1400 (0:11.16) | (0:13.23) | | | | | | | | | |
| 10 | 2 | Ionaceltic | 1:55.84 | 0:25.48 | 66.4 (1600-1400) | 0:14.66 [10] | | | | | | | | | |
| | (5) | Bella Youngberry | 27.3L (+3) | 0:40.31 | 1600-1400 (0:11.20) | (0:14.66) | | | | | | | | | |

Scratched: Bodhran (#7), Thormendous Miss (#11), Big Tech (#12), Miss Dynamo (#13)

Report Created: Sun 07 June 2026

(Note: Races are conducted over an approximate distance as close as possible to the advertised distance, and recorded data may vary accordingly. Official times refer to race times only and do not include handicap times.)

[] Position in running at each section and finish
 TAB# Saddle cloth number
 -:-- No data available at this section
 NA No data available
 DNT Did not track

BAR# Barrier/Gate Position
 DNF Did not finish
 DT-W Distance travelled compared to winner in metres

Fastest split
 Fastest section

data processed by TRIPLESDATA

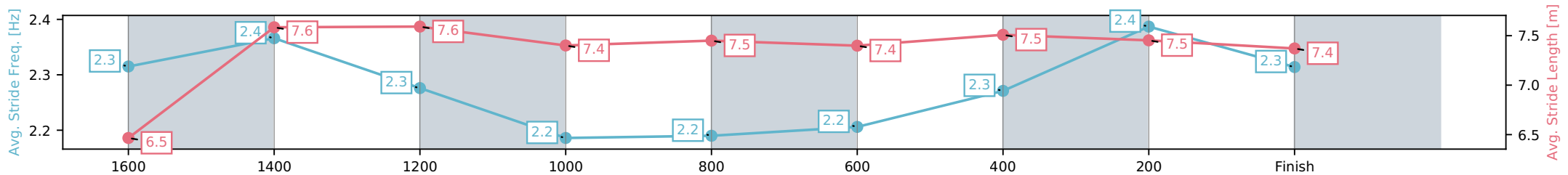
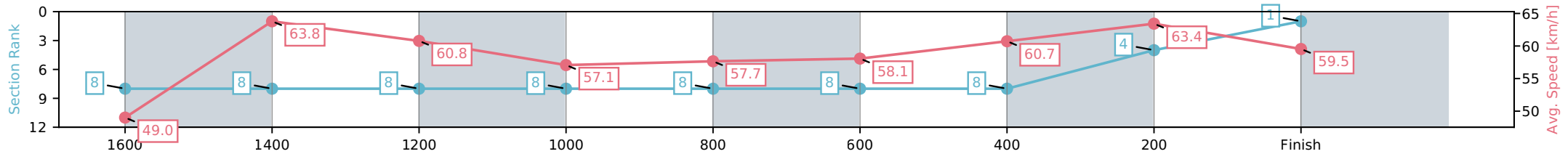
| | |
|--------------------------------|-----------------------|
| Horse/Jockey Name | Divakara/Ben Thompson |
| Finish Rank | 1 |
| Fastest Section Time (Section) | 0:11.35 (400-200) |
| Top Speed [km/h] (Section) | 64.3 (1600-1400) |
| Race State | Finished |



Sunshine Coast QLD
 Race 6: Innovative Planning Solutions BM65 Handicap - 1800m
 07 June 2026 - 3:15PM
 Track Rating: Soft 5, Weather: Fine, Rail Position: +5m Entire Circuit



| Section | L1800 | L1600 | L1400 | L1200 | L1000 | L800 | L600 | L400 | L200 |
|------------------------|----------------------|--------------------------|--------------------------|--------------------------|--------------------------|--------------------------|--------------------------|--------------------------|--------------------------|
| Section Times | 1:51.19 (0:14.60) | 1:36.59 [8] (0:11.38) | 1:25.20 [8] (0:11.96) | 1:13.24 [8] (0:12.66) | 1:00.59 [8] (0:12.60) | 0:47.99 [8] (0:12.58) | 0:35.41 [8] (0:11.97) | 0:23.44 [8] (0:11.35) | 0:12.08 [4] (0:12.08) |
| Average Speed [km/h] | 49.0 | 63.8 | 60.8 | 57.1 | 57.7 | 58.1 | 60.7 | 63.4 | 59.5 |
| Top Speed [km/h] | 62.1 | 64.3 | 62.7 | 58.2 | 58.3 | 59.5 | 62.1 | 63.8 | 62.3 |
| Avg. Dist. to Rail [m] | 5.6 | 3.0 | 3.3 | 3.7 | 3.4 | 2.6 | 1.4 | 5.0 | 5.7 |
| Avg. Stride Freq. [Hz] | 2.3 | 2.4 | 2.3 | 2.2 | 2.2 | 2.2 | 2.3 | 2.4 | 2.3 |
| Avg. Stride Length [m] | 6.5 | 7.6 | 7.6 | 7.4 | 7.5 | 7.4 | 7.5 | 7.5 | 7.4 |



[] Ranking at each section and finish
 -.-.- No data available at this section
 NA No data available

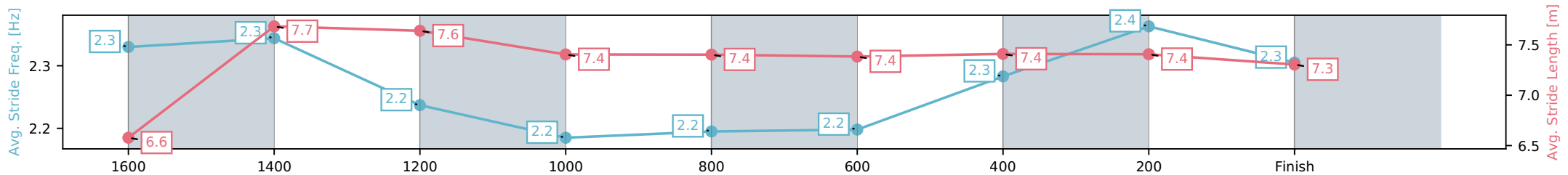
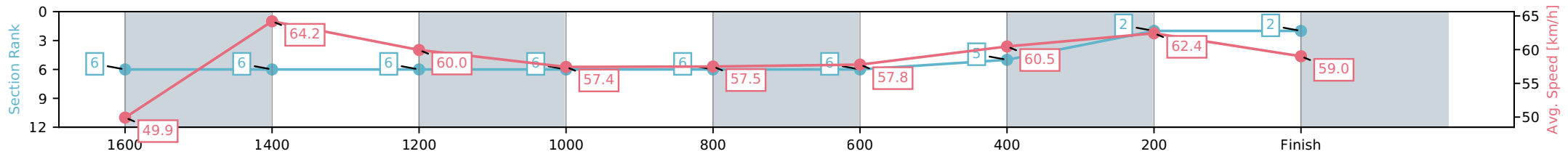
| | |
|--------------------------------|----------------------------|
| Horse/Jockey Name | Lyneham/Kyle Wilson-Taylor |
| Finish Rank | 2 |
| Fastest Section Time (Section) | 0:11.33 (1600-1400) |
| Top Speed [km/h] (Section) | 65.2 (1600-1400) |
| Race State | Finished |



Sunshine Coast QLD
 Race 6: Innovative Planning Solutions BM65 Handicap - 1800m
 07 June 2026 - 3:15PM
 Track Rating: Soft 5, Weather: Fine, Rail Position: +5m Entire Circuit



| Section | L1800 | L1600 | L1400 | L1200 | L1000 | L800 | L600 | L400 | L200 |
|------------------------|----------------------|--------------------------|--------------------------|--------------------------|--------------------------|--------------------------|--------------------------|--------------------------|--------------------------|
| Section Times | 1:51.29 (0:14.32) | 1:36.97 [6] (0:11.33) | 1:25.65 [6] (0:12.08) | 1:13.56 [6] (0:12.58) | 1:00.98 [6] (0:12.61) | 0:48.38 [6] (0:12.62) | 0:35.75 [6] (0:11.98) | 0:23.77 [5] (0:11.53) | 0:12.24 [2] (0:12.24) |
| Average Speed [km/h] | 49.9 | 64.2 | 60.0 | 57.4 | 57.5 | 57.8 | 60.5 | 62.4 | 59.0 |
| Top Speed [km/h] | 62.8 | 65.2 | 62.5 | 57.9 | 58.1 | 59.5 | 61.4 | 63.2 | 62.3 |
| Avg. Dist. to Rail [m] | 4.2 | 3.2 | 2.9 | 2.5 | 2.6 | 1.8 | 1.2 | 3.6 | 3.8 |
| Avg. Stride Freq. [Hz] | 2.3 | 2.3 | 2.2 | 2.2 | 2.2 | 2.2 | 2.3 | 2.4 | 2.3 |
| Avg. Stride Length [m] | 6.6 | 7.7 | 7.6 | 7.4 | 7.4 | 7.4 | 7.4 | 7.4 | 7.3 |



- [] Ranking at each section and finish
- .-.- No data available at this section
- NA No data available

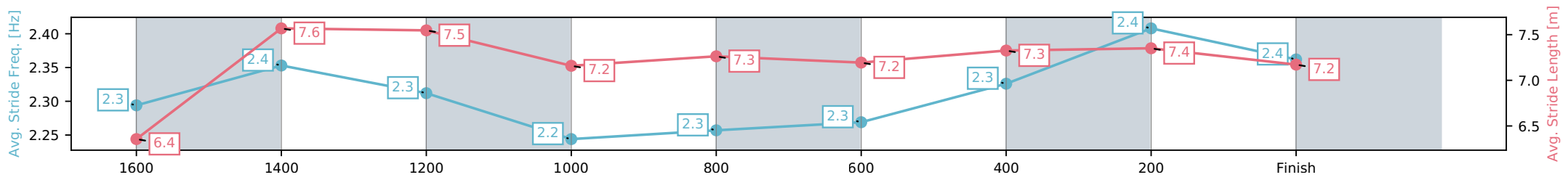
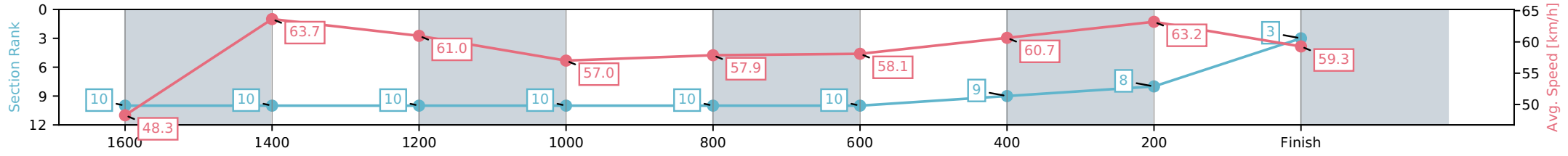
| | |
|--------------------------------|---------------------------------|
| Horse/Jockey Name | Bold Blaze/Jag Guthmann-Chester |
| Finish Rank | 3 |
| Fastest Section Time (Section) | 0:11.38 (400-200) |
| Top Speed [km/h] (Section) | 64.8 (1600-1400) |
| Race State | Finished |



Sunshine Coast QLD
 Race 6: Innovative Planning Solutions BM65 Handicap - 1800m
 07 June 2026 - 3:15PM
 Track Rating: Soft 5, Weather: Fine, Rail Position: +5m Entire Circuit



| Section | L1800 | L1600 | L1400 | L1200 | L1000 | L800 | L600 | L400 | L200 |
|------------------------|----------------------|---------------------------|---------------------------|---------------------------|---------------------------|---------------------------|---------------------------|--------------------------|--------------------------|
| Section Times | 1:51.55 (0:14.88) | 1:36.67 [10] (0:11.42) | 1:25.26 [10] (0:11.92) | 1:13.34 [10] (0:12.67) | 1:00.67 [10] (0:12.53) | 0:48.13 [10] (0:12.60) | 0:35.53 [10] (0:12.02) | 0:23.52 [9] (0:11.38) | 0:12.13 [8] (0:12.13) |
| Average Speed [km/h] | 48.3 | 63.7 | 61.0 | 57.0 | 57.9 | 58.1 | 60.7 | 63.2 | 59.3 |
| Top Speed [km/h] | 61.4 | 64.8 | 63.6 | 58.9 | 58.8 | 59.5 | 61.6 | 64.3 | 62.9 |
| Avg. Dist. to Rail [m] | 7.9 | 3.3 | 3.6 | 3.6 | 3.0 | 2.8 | 2.1 | 4.1 | 5.0 |
| Avg. Stride Freq. [Hz] | 2.3 | 2.4 | 2.3 | 2.2 | 2.3 | 2.3 | 2.3 | 2.4 | 2.4 |
| Avg. Stride Length [m] | 6.4 | 7.6 | 7.5 | 7.2 | 7.3 | 7.2 | 7.3 | 7.4 | 7.2 |



[] Ranking at each section and finish
 -:-:- No data available at this section
 NA No data available

| | |
|--------------------------------|-------------------------|
| Horse/Jockey Name | Ole Bazzle/Rob Thorburn |
| Finish Rank | 4 |
| Fastest Section Time (Section) | 0:11.37 (1600-1400) |
| Top Speed [km/h] (Section) | 65.1 (1600-1400) |
| Race State | Finished |



Sunshine Coast QLD

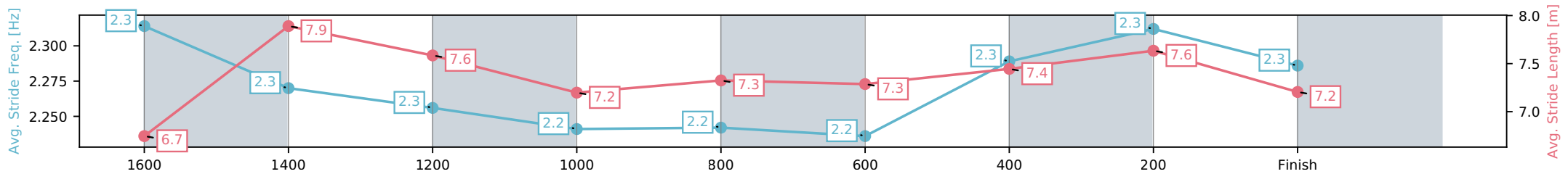
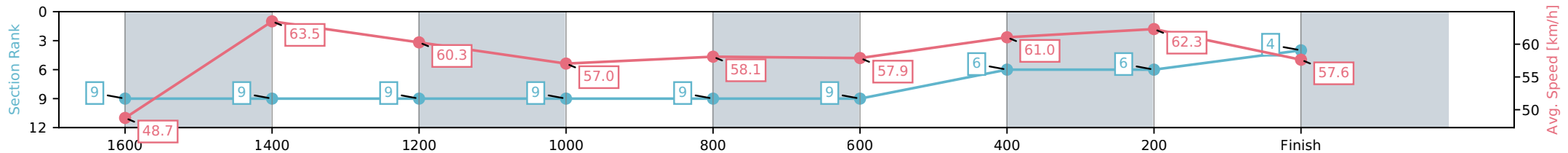
Race 6: Innovative Planning Solutions BM65 Handicap - 1800m



07 June 2026 - 3:15PM

Track Rating: Soft 5, Weather: Fine, Rail Position: +5m Entire Circuit

| Section | L1800 | L1600 | L1400 | L1200 | L1000 | L800 | L600 | L400 | L200 |
|------------------------|----------------------|--------------------------|--------------------------|--------------------------|--------------------------|--------------------------|--------------------------|--------------------------|--------------------------|
| Section Times | 1:51.68 (0:14.71) | 1:36.97 [9] (0:11.37) | 1:25.60 [9] (0:12.01) | 1:13.59 [9] (0:12.66) | 1:00.93 [9] (0:12.46) | 0:48.47 [9] (0:12.61) | 0:35.86 [9] (0:11.85) | 0:24.01 [6] (0:11.56) | 0:12.45 [6] (0:12.45) |
| Average Speed [km/h] | 48.7 | 63.5 | 60.3 | 57.0 | 58.1 | 57.9 | 61.0 | 62.3 | 57.6 |
| Top Speed [km/h] | 62.8 | 65.1 | 62.9 | 58.6 | 59.3 | 59.6 | 63.4 | 63.6 | 60.2 |
| Avg. Dist. to Rail [m] | 3.2 | 1.4 | 2.4 | 2.8 | 2.0 | 2.3 | 0.9 | 1.9 | 4.0 |
| Avg. Stride Freq. [Hz] | 2.3 | 2.3 | 2.3 | 2.2 | 2.2 | 2.2 | 2.3 | 2.3 | 2.3 |
| Avg. Stride Length [m] | 6.7 | 7.9 | 7.6 | 7.2 | 7.3 | 7.3 | 7.4 | 7.6 | 7.2 |



[] Ranking at each section and finish
 -:-:- No data available at this section
 NA No data available

| | |
|--------------------------------|-------------------------------|
| Horse/Jockey Name | Captain Eagle/Mark Du Plessis |
| Finish Rank | 5 |
| Fastest Section Time (Section) | 0:11.25 (1600-1400) |
| Top Speed [km/h] (Section) | 66.4 (1600-1400) |
| Race State | Finished |



Sunshine Coast QLD

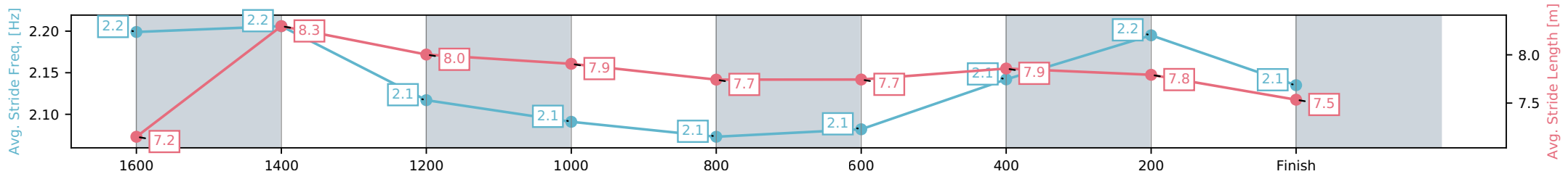
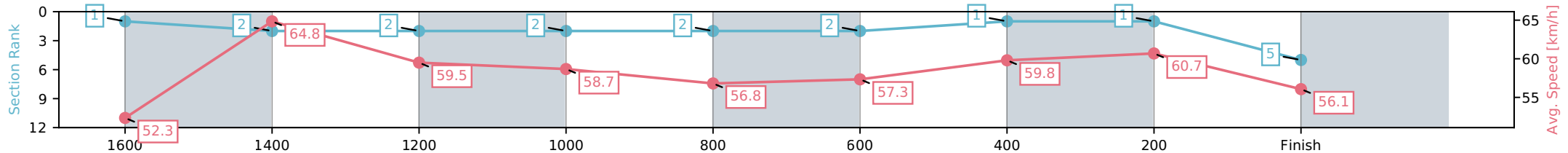
Race 6: Innovative Planning Solutions BM65 Handicap - 1800m



07 June 2026 - 3:15PM

Track Rating: Soft 5, Weather: Fine, Rail Position: +5m Entire Circuit

| Section | L1800 | L1600 | L1400 | L1200 | L1000 | L800 | L600 | L400 | L200 |
|------------------------|----------------------|--------------------------|--------------------------|--------------------------|--------------------------|--------------------------|--------------------------|--------------------------|--------------------------|
| Section Times | 1:51.86 (0:13.80) | 1:38.06 [1] (0:11.25) | 1:26.81 [2] (0:12.20) | 1:14.62 [2] (0:12.31) | 1:02.31 [2] (0:12.76) | 0:49.55 [2] (0:12.72) | 0:36.82 [2] (0:12.12) | 0:24.70 [1] (0:11.86) | 0:12.84 [1] (0:12.84) |
| Average Speed [km/h] | 52.3 | 64.8 | 59.5 | 58.7 | 56.8 | 57.3 | 59.8 | 60.7 | 56.1 |
| Top Speed [km/h] | 65.2 | 66.4 | 62.6 | 59.5 | 57.9 | 58.6 | 60.6 | 61.2 | 59.7 |
| Avg. Dist. to Rail [m] | 9.1 | 3.9 | 3.1 | 3.1 | 2.5 | 2.3 | 1.2 | 1.6 | 2.2 |
| Avg. Stride Freq. [Hz] | 2.2 | 2.2 | 2.1 | 2.1 | 2.1 | 2.1 | 2.1 | 2.2 | 2.1 |
| Avg. Stride Length [m] | 7.2 | 8.3 | 8.0 | 7.9 | 7.7 | 7.7 | 7.9 | 7.8 | 7.5 |



[] Ranking at each section and finish
 -:-:- No data available at this section
 NA No data available

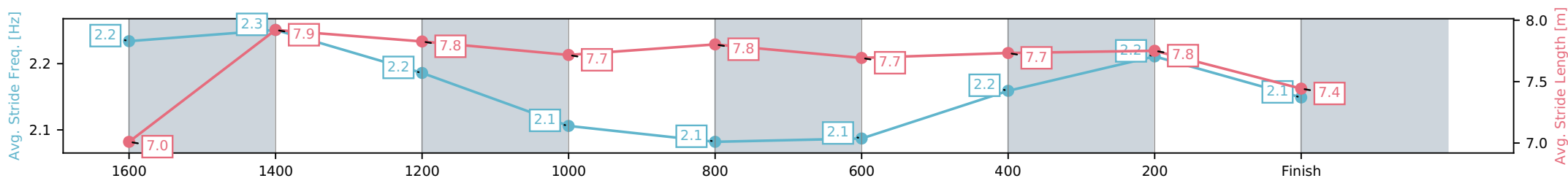
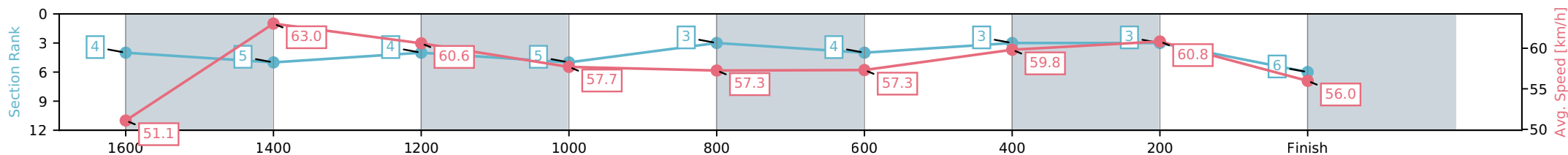
| | |
|--------------------------------|------------------------|
| Horse/Jockey Name | Tap High/Steph Tierney |
| Finish Rank | 6 |
| Fastest Section Time (Section) | 0:11.50 (1600-1400) |
| Top Speed [km/h] (Section) | 64.7 (1600-1400) |
| Race State | Finished |



Sunshine Coast QLD
 Race 6: Innovative Planning Solutions BM65 Handicap - 1800m
 07 June 2026 - 3:15PM
 Track Rating: Soft 5, Weather: Fine, Rail Position: +5m Entire Circuit



| Section | L1800 | L1600 | L1400 | L1200 | L1000 | L800 | L600 | L400 | L200 |
|------------------------|----------------------|--------------------------|--------------------------|--------------------------|--------------------------|--------------------------|--------------------------|--------------------------|--------------------------|
| Section Times | 1:51.98 (0:13.99) | 1:37.99 [4] (0:11.50) | 1:26.50 [5] (0:11.96) | 1:14.54 [4] (0:12.51) | 1:02.03 [5] (0:12.64) | 0:49.39 [3] (0:12.66) | 0:36.72 [4] (0:12.00) | 0:24.72 [3] (0:11.83) | 0:12.89 [3] (0:12.89) |
| Average Speed [km/h] | 51.1 | 63.0 | 60.6 | 57.7 | 57.3 | 57.3 | 59.8 | 60.8 | 56.0 |
| Top Speed [km/h] | 64.2 | 64.7 | 62.4 | 58.3 | 58.1 | 58.4 | 61.3 | 61.5 | 59.1 |
| Avg. Dist. to Rail [m] | 2.8 | 2.0 | 2.4 | 2.6 | 2.3 | 1.2 | 0.5 | 0.6 | 0.5 |
| Avg. Stride Freq. [Hz] | 2.2 | 2.3 | 2.2 | 2.1 | 2.1 | 2.1 | 2.2 | 2.2 | 2.1 |
| Avg. Stride Length [m] | 7.0 | 7.9 | 7.8 | 7.7 | 7.8 | 7.7 | 7.7 | 7.8 | 7.4 |



- [] Ranking at each section and finish
- .-.- No data available at this section
- NA No data available

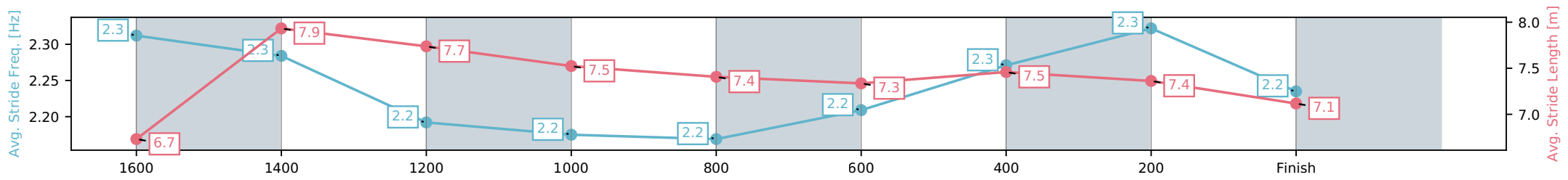
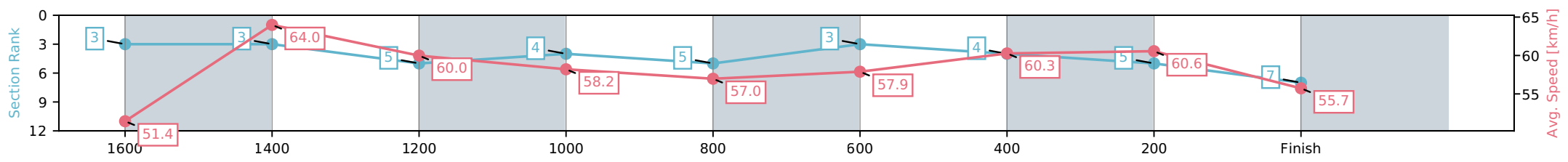
| | |
|--------------------------------|------------------------------------|
| Horse/Jockey Name | Big Ticket Boy/Georgina Cartwright |
| Finish Rank | 7 |
| Fastest Section Time (Section) | 0:11.37 (1600-1400) |
| Top Speed [km/h] (Section) | 65.5 (1800 - 1600) |
| Race State | Finished |



Sunshine Coast QLD
 Race 6: Innovative Planning Solutions BM65 Handicap - 1800m
 07 June 2026 - 3:15PM
 Track Rating: Soft 5, Weather: Fine, Rail Position: +5m Entire Circuit



| Section | L1800 | L1600 | L1400 | L1200 | L1000 | L800 | L600 | L400 | L200 |
|------------------------|----------------------|--------------------------|--------------------------|--------------------------|--------------------------|--------------------------|--------------------------|--------------------------|--------------------------|
| Section Times | 1:52.15 (0:13.97) | 1:38.18 [3] (0:11.37) | 1:26.81 [3] (0:12.11) | 1:14.70 [5] (0:12.41) | 1:02.29 [4] (0:12.76) | 0:49.53 [5] (0:12.62) | 0:36.92 [3] (0:12.08) | 0:24.84 [4] (0:11.89) | 0:12.95 [5] (0:12.95) |
| Average Speed [km/h] | 51.4 | 64.0 | 60.0 | 58.2 | 57.0 | 57.9 | 60.3 | 60.6 | 55.7 |
| Top Speed [km/h] | 65.5 | 65.1 | 64.0 | 59.0 | 58.0 | 59.6 | 61.0 | 61.7 | 59.8 |
| Avg. Dist. to Rail [m] | 7.3 | 3.4 | 3.4 | 3.8 | 3.4 | 2.4 | 1.9 | 2.6 | 4.0 |
| Avg. Stride Freq. [Hz] | 2.3 | 2.3 | 2.2 | 2.2 | 2.2 | 2.2 | 2.3 | 2.3 | 2.2 |
| Avg. Stride Length [m] | 6.7 | 7.9 | 7.7 | 7.5 | 7.4 | 7.3 | 7.5 | 7.4 | 7.1 |



[] Ranking at each section and finish
 -.-.- No data available at this section
 NA No data available

| | |
|--------------------------------|------------------------|
| Horse/Jockey Name | Seeress/Fiona Sandkuhl |
| Finish Rank | 8 |
| Fastest Section Time (Section) | 0:11.42 (1600-1400) |
| Top Speed [km/h] (Section) | 65.8 (1600-1400) |
| Race State | Finished |



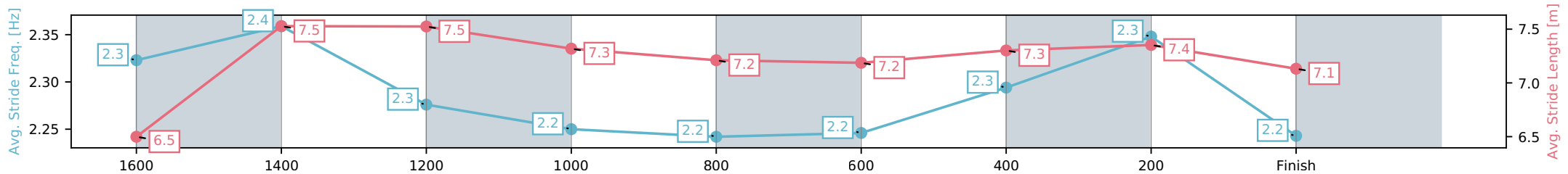
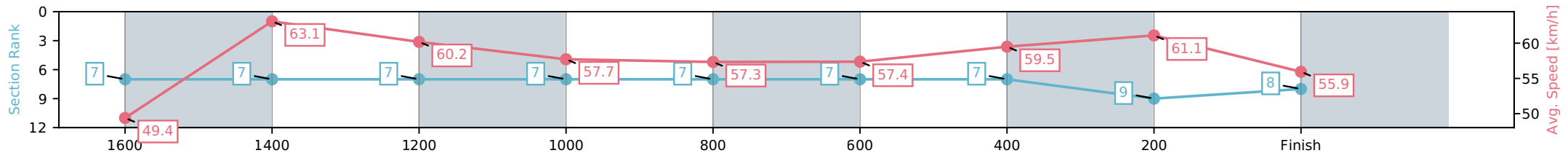
Sunshine Coast QLD
Race 6: Innovative Planning Solutions BM65 Handicap - 1800m



07 June 2026 - 3:15PM

Track Rating: Soft 5, Weather: Fine, Rail Position: +5m Entire Circuit

| Section | L1800 | L1600 | L1400 | L1200 | L1000 | L800 | L600 | L400 | L200 |
|------------------------|----------------------|--------------------------|--------------------------|--------------------------|--------------------------|--------------------------|--------------------------|--------------------------|--------------------------|
| Section Times | 1:52.30 (0:14.43) | 1:37.87 [7] (0:11.42) | 1:26.45 [7] (0:11.99) | 1:14.46 [7] (0:12.51) | 1:01.95 [7] (0:12.61) | 0:49.34 [7] (0:12.68) | 0:36.66 [7] (0:12.07) | 0:24.59 [7] (0:11.77) | 0:12.82 [9] (0:12.82) |
| Average Speed [km/h] | 49.4 | 63.1 | 60.2 | 57.7 | 57.3 | 57.4 | 59.5 | 61.1 | 55.9 |
| Top Speed [km/h] | 61.9 | 65.8 | 61.0 | 59.5 | 58.3 | 58.6 | 60.8 | 61.9 | 59.2 |
| Avg. Dist. to Rail [m] | 2.7 | 0.5 | 1.0 | 2.2 | 2.0 | 1.7 | 0.9 | 1.0 | 0.5 |
| Avg. Stride Freq. [Hz] | 2.3 | 2.4 | 2.3 | 2.2 | 2.2 | 2.2 | 2.3 | 2.3 | 2.2 |
| Avg. Stride Length [m] | 6.5 | 7.5 | 7.5 | 7.3 | 7.2 | 7.2 | 7.3 | 7.4 | 7.1 |



- [] Ranking at each section and finish
- :-:- No data available at this section
- NA No data available

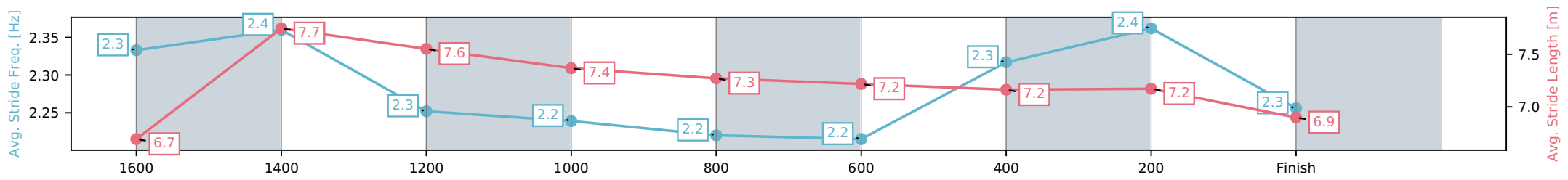
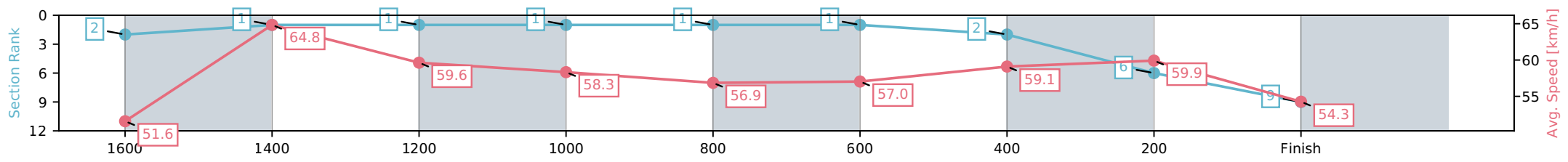
| | |
|--------------------------------|---------------------|
| Horse/Jockey Name | Arduous/Emily Lang |
| Finish Rank | 9 |
| Fastest Section Time (Section) | 0:11.16 (1600-1400) |
| Top Speed [km/h] (Section) | 65.8 (1600-1400) |
| Race State | Finished |



Sunshine Coast QLD
 Race 6: Innovative Planning Solutions BM65 Handicap - 1800m
 07 June 2026 - 3:15PM
 Track Rating: Soft 5, Weather: Fine, Rail Position: +5m Entire Circuit



| Section | L1800 | L1600 | L1400 | L1200 | L1000 | L800 | L600 | L400 | L200 |
|------------------------|----------------------|--------------------------|--------------------------|--------------------------|--------------------------|--------------------------|--------------------------|--------------------------|--------------------------|
| Section Times | 1:52.46 (0:13.81) | 1:38.65 [2] (0:11.16) | 1:27.49 [1] (0:12.15) | 1:15.34 [1] (0:12.37) | 1:02.97 [1] (0:12.75) | 0:50.21 [1] (0:12.75) | 0:37.47 [1] (0:12.22) | 0:25.24 [2] (0:12.01) | 0:13.23 [6] (0:13.23) |
| Average Speed [km/h] | 51.6 | 64.8 | 59.6 | 58.3 | 56.9 | 57.0 | 59.1 | 59.9 | 54.3 |
| Top Speed [km/h] | 64.3 | 65.8 | 63.1 | 59.2 | 57.6 | 58.6 | 60.1 | 60.8 | 57.7 |
| Avg. Dist. to Rail [m] | 1.8 | 1.8 | 2.5 | 2.9 | 2.5 | 1.7 | 0.5 | 1.0 | 1.7 |
| Avg. Stride Freq. [Hz] | 2.3 | 2.4 | 2.3 | 2.2 | 2.2 | 2.2 | 2.3 | 2.4 | 2.3 |
| Avg. Stride Length [m] | 6.7 | 7.7 | 7.6 | 7.4 | 7.3 | 7.2 | 7.2 | 7.2 | 6.9 |



[] Ranking at each section and finish
 -.-.- No data available at this section
 NA No data available

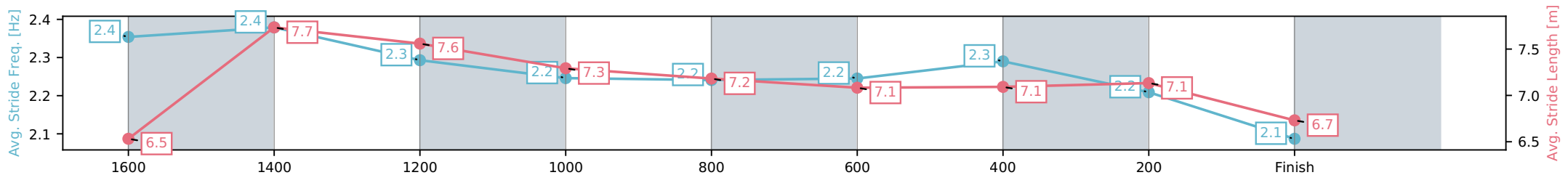
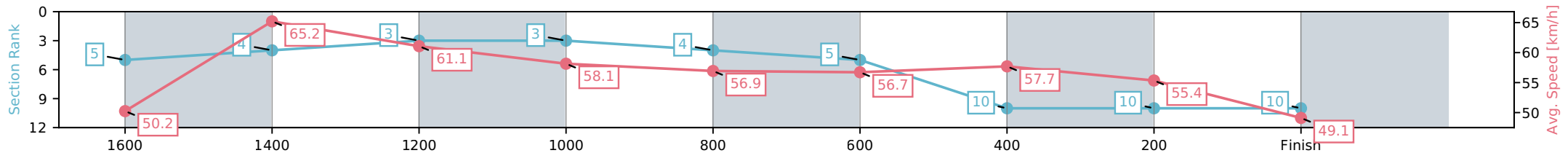
| | |
|--------------------------------|-----------------------------|
| Horse/Jockey Name | Ionaceltic/Bella Youngberry |
| Finish Rank | 10 |
| Fastest Section Time (Section) | 0:11.20 (1600-1400) |
| Top Speed [km/h] (Section) | 66.4 (1600-1400) |
| Race State | Finished |



Sunshine Coast QLD
 Race 6: Innovative Planning Solutions BM65 Handicap - 1800m
 07 June 2026 - 3:15PM
 Track Rating: Soft 5, Weather: Fine, Rail Position: +5m Entire Circuit



| Section | L1800 | L1600 | L1400 | L1200 | L1000 | L800 | L600 | L400 | L200 |
|------------------------|----------------------|--------------------------|--------------------------|--------------------------|--------------------------|--------------------------|--------------------------|---------------------------|---------------------------|
| Section Times | 1:55.84 (0:14.28) | 1:41.56 [5] (0:11.20) | 1:30.36 [4] (0:11.92) | 1:18.44 [3] (0:12.44) | 1:06.01 [3] (0:12.78) | 0:53.23 [4] (0:12.91) | 0:40.31 [5] (0:12.63) | 0:27.69 [10] (0:13.02) | 0:14.66 [10] (0:14.66) |
| Average Speed [km/h] | 50.2 | 65.2 | 61.1 | 58.1 | 56.9 | 56.7 | 57.7 | 55.4 | 49.1 |
| Top Speed [km/h] | 63.9 | 66.4 | 62.3 | 58.9 | 58.3 | 57.7 | 58.0 | 57.3 | 52.5 |
| Avg. Dist. to Rail [m] | 5.3 | 4.2 | 4.2 | 4.6 | 4.1 | 3.0 | 2.2 | 3.6 | 3.0 |
| Avg. Stride Freq. [Hz] | 2.4 | 2.4 | 2.3 | 2.2 | 2.2 | 2.2 | 2.3 | 2.2 | 2.1 |
| Avg. Stride Length [m] | 6.5 | 7.7 | 7.6 | 7.3 | 7.2 | 7.1 | 7.1 | 7.1 | 6.7 |



- [] Ranking at each section and finish
- :-:- No data available at this section
- NA No data available



Sunshine Coast QLD -

Race 7: FTA Accountants QTIS Three-Years-Old BM65 Handicap - 1400m

07 June 2026 - 3:55PM



Track Rating: Soft 5, Weather: Fine, Rail Position: +5m Entire Circuit

Field Times (Race Tempo) 1:24.88 1:11.10 0:59.70 0:47.90 0:35.46 0:23.36 0:11.91
 (0:13.78) (0:11.40) (0:11.80) (0:12.45) (0:12.10) (0:11.44) (0:11.91)

| Rank | TAB# | Horse | Overall Time | First 400m | Top Speed km/h (Section) | L1400 | L1200 | L1000 | L800 | L600 | L400 | L200 | |
|------|--------|--------------------|---------------|------------|--------------------------|--------------|--------------|--------------|--------------|--------------|--------------|--------------|--|
| | (BAR#) | Jockey | Margin (DT-W) | Last 600m | Fastest Section (Time) | Start - 1200 | 1200 - 1000 | 1000 - 800 | 800 - 600 | 600 - 400 | 400 - 200 | 200 - Finish | |
| 1 | 5 | Bon Vader | 1:24.88 | 0:25.34 | 64.9 (1200-1000) | 1:24.88 | 1:10.81 [4] | 0:59.53 [3] | 0:47.90 [1] | 0:35.46 [1] | 0:23.36 [1] | 0:11.91 [1] | |
| | (2) | Ryan Maloney | | 0:35.45 | 1200-1000 (0:11.27) | (0:14.07) | (0:11.27) | (0:11.63) | (0:12.45) | (0:12.10) | (0:11.44) | (0:11.91) | |
| 2 | 1 | Camelight | 1:24.92 | 0:25.18 | 65.1 (1200-1000) | 1:24.92 | 1:11.14 [1] | 0:59.74 [1] | 0:47.81 [2] | 0:35.22 [3] | 0:23.11 [3] | 0:11.75 [3] | |
| | (11) | Jake Bayliss | 0.3L (+0) | 0:35.22 | 400-200 (0:11.36) | (0:13.78) | (0:11.40) | (0:11.94) | (0:12.59) | (0:12.11) | (0:11.36) | (0:11.75) | |
| 3 | 2 | Enforceable | 1:25.10 | 0:25.42 | 65.6 (1400 - 1200) | 1:25.10 | 1:11.17 [3] | 0:59.68 [4] | 0:47.76 [4] | 0:35.26 [5] | 0:23.22 [5] | 0:12.02 [2] | |
| | (3) | Kyle Wilson-Taylor | 1.3L (+1) | 0:35.26 | 400-200 (0:11.20) | (0:13.93) | (0:11.49) | (0:11.92) | (0:12.50) | (0:12.04) | (0:11.20) | (0:12.02) | |
| 4 | 11 | Ekhidna | 1:25.33 | 0:25.73 | 64.5 (400-200) | 1:25.33 | 1:11.02 [7] | 0:59.60 [7] | 0:47.76 [7] | 0:35.27 [8] | 0:23.23 [8] | 0:11.94 [6] | |
| | (1) | Adam Sewell | 2.7L (+1) | 0:35.27 | 400-200 (0:11.29) | (0:14.31) | (0:11.42) | (0:11.83) | (0:12.50) | (0:12.04) | (0:11.29) | (0:11.94) | |
| 5 | 10 | Opetaila | 1:25.42 | 0:25.90 | 66.0 (1200-1000) | 1:25.42 | 1:10.82 [10] | 0:59.51 [9] | 0:47.56 [10] | 0:35.18 [10] | 0:23.28 [9] | 0:11.87 [10] | |
| | (5) | Ben Thompson | 3.2L (+0) | 0:35.17 | 1200-1000 (0:11.30) | (0:14.60) | (0:11.30) | (0:11.96) | (0:12.38) | (0:11.89) | (0:11.41) | (0:11.87) | |
| 6 | 12 | Queen Jeddah | 1:25.44 | 0:25.89 | 64.7 (400-200) | 1:25.44 | 1:10.89 [9] | 0:59.54 [8] | 0:47.67 [8] | 0:35.32 [9] | 0:23.23 [10] | 0:11.96 [7] | |
| | (6) | Mark Du Plessis | 3.3L (+4) | 0:35.32 | 400-200 (0:11.27) | (0:14.55) | (0:11.34) | (0:11.87) | (0:12.35) | (0:12.09) | (0:11.27) | (0:11.96) | |
| 7 | 9 | Mishani Moet | 1:25.53 | 0:25.94 | 64.5 (1400 - 1200) | 1:25.53 | 1:11.10 [8] | 0:59.59 [10] | 0:47.75 [9] | 0:35.55 [7] | 0:23.58 [6] | 0:12.28 [4] | |
| | (10) | Olivia Kendal | 3.8L (+3) | 0:35.56 | 400-200 (0:11.31) | (0:14.43) | (0:11.51) | (0:11.84) | (0:12.20) | (0:11.97) | (0:11.31) | (0:12.28) | |
| 8 | 4 | Ave Cantare | 1:25.59 | 0:25.66 | 64.3 (1200-1000) | 1:25.59 | 1:11.29 [6] | 0:59.94 [6] | 0:48.06 [6] | 0:35.66 [6] | 0:23.55 [7] | 0:12.10 [9] | |
| | (4) | Ashley Butler | 4.2L (+3) | 0:35.66 | 1200-1000 (0:11.36) | (0:14.30) | (0:11.36) | (0:11.88) | (0:12.40) | (0:12.11) | (0:11.45) | (0:12.10) | |
| 9 | 13 | Lambertina | 1:26.03 | 0:25.23 | 67.1 (1200-1000) | 1:26.03 | 1:12.10 [2] | 1:00.80 [2] | 0:48.79 [3] | 0:36.42 [2] | 0:24.34 [2] | 0:12.77 [5] | |
| | (9) | Leah Martyn | 6.8L (+3) | 0:36.42 | 1200-1000 (0:11.30) | (0:13.93) | (0:11.30) | (0:12.00) | (0:12.37) | (0:12.09) | (0:11.56) | (0:12.77) | |
| 10 | 6 | Ponteviso | 1:26.29 | 0:25.59 | 63.9 (1200-1000) | 1:26.29 | 1:12.19 [5] | 1:00.70 [5] | 0:48.82 [5] | 0:36.49 [4] | 0:24.47 [4] | 0:12.80 [8] | |
| | (7) | Boris Thornton | 8.3L (+5) | 0:36.49 | 1200-1000 (0:11.49) | (0:14.10) | (0:11.49) | (0:11.87) | (0:12.33) | (0:12.02) | (0:11.67) | (0:12.80) | |

Scratched: Swing State (#3), Red Code (#7), Bellove (#8)

Report Created: Sun 07 June 2026

(Note: Races are conducted over an approximate distance as close as possible to the advertised distance, and recorded data may vary accordingly. Official times refer to race times only and do not include handicap times.)

[] Position in running at each section and finish TAB# Saddle cloth number
 -:-:- No data available at this section BAR# Barrier/Gate Position
 NA No data available DNF Did not finish
 DNT Did not track DT-W Distance travelled compared to winner in metres

Fastest split
 Fastest section

data processed by TRIPLESDATA

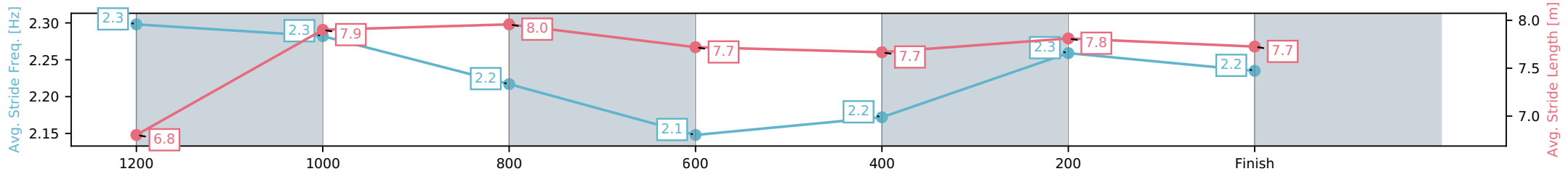
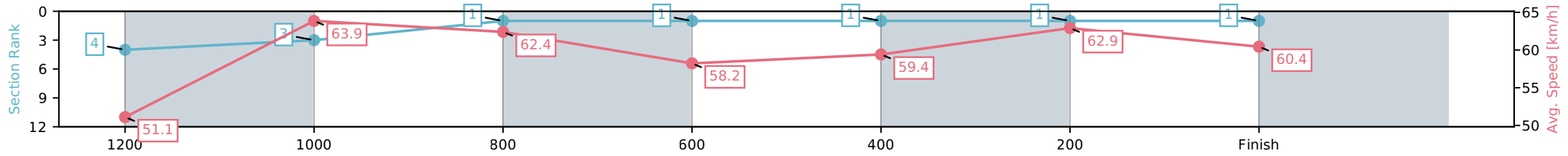
| | |
|--------------------------------|------------------------|
| Horse/Jockey Name | Bon Vader/Ryan Maloney |
| Finish Rank | 1 |
| Fastest Section Time (Section) | 0:11.27 (1200-1000) |
| Top Speed [km/h] (Section) | 64.9 (1200-1000) |
| Race State | Finished |



Sunshine Coast QLD
 Race 7: FTA Accountants QTIS Three-Years-Old BM65
 Handicap - 1400m
 07 June 2026 - 3:55PM
 Track Rating: Soft 5, Weather: Fine, Rail Position: +5m Entire Circuit



| Section | L1400 | L1200 | L1000 | L800 | L600 | L400 | L200 |
|------------------------|----------------------|--------------------------|--------------------------|--------------------------|--------------------------|--------------------------|--------------------------|
| Section Times | 1:24.88 (0:14.07) | 1:10.81 [4] (0:11.27) | 0:59.53 [3] (0:11.63) | 0:47.90 [1] (0:12.45) | 0:35.46 [1] (0:12.10) | 0:23.36 [1] (0:11.44) | 0:11.91 [1] (0:11.91) |
| Average Speed [km/h] | 51.1 | 63.9 | 62.4 | 58.2 | 59.4 | 62.9 | 60.4 |
| Top Speed [km/h] | 64.6 | 64.9 | 63.3 | 60.4 | 61.3 | 63.6 | 62.8 |
| Avg. Dist. to Rail [m] | 3.0 | 4.0 | 3.7 | 1.1 | 0.3 | 1.7 | 2.0 |
| Avg. Stride Freq. [Hz] | 2.3 | 2.3 | 2.2 | 2.1 | 2.2 | 2.3 | 2.2 |
| Avg. Stride Length [m] | 6.8 | 7.9 | 8.0 | 7.7 | 7.7 | 7.8 | 7.7 |



[] Ranking at each section and finish
 -:-:- No data available at this section
 NA No data available

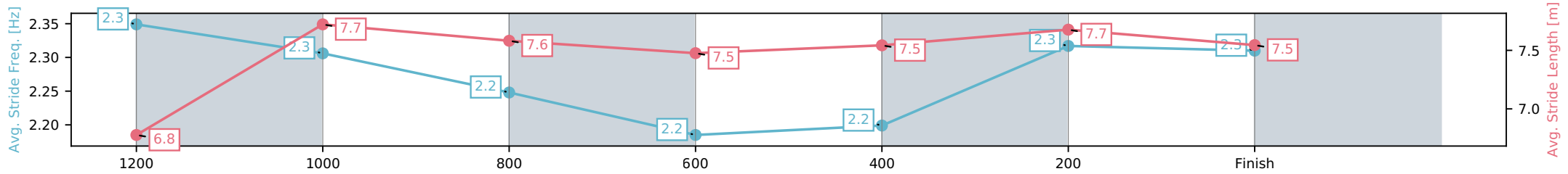
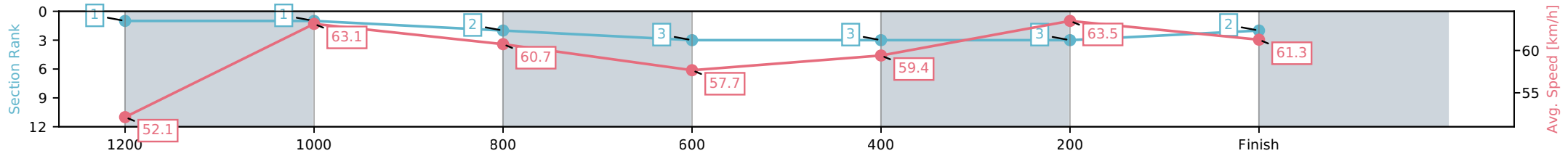
| | |
|--------------------------------|-----------------------|
| Horse/Jockey Name | Cameligh/Jake Bayliss |
| Finish Rank | 2 |
| Fastest Section Time (Section) | 0:11.36 (400-200) |
| Top Speed [km/h] (Section) | 65.1 (1200-1000) |
| Race State | Finished |



Sunshine Coast QLD
 Race 7: FTA Accountants QTIS Three-Years-Old BM65
 Handicap - 1400m
 07 June 2026 - 3:55PM
 Track Rating: Soft 5, Weather: Fine, Rail Position: +5m Entire Circuit



| Section | L1400 | L1200 | L1000 | L800 | L600 | L400 | L200 |
|------------------------|----------------------|--------------------------|--------------------------|--------------------------|--------------------------|--------------------------|--------------------------|
| Section Times | 1:24.92 (0:13.78) | 1:11.14 [1] (0:11.40) | 0:59.74 [1] (0:11.94) | 0:47.81 [2] (0:12.59) | 0:35.22 [3] (0:12.11) | 0:23.11 [3] (0:11.36) | 0:11.75 [3] (0:11.75) |
| Average Speed [km/h] | 52.1 | 63.1 | 60.7 | 57.7 | 59.4 | 63.5 | 61.3 |
| Top Speed [km/h] | 64.8 | 65.1 | 62.7 | 58.1 | 61.9 | 64.3 | 63.8 |
| Avg. Dist. to Rail [m] | 8.3 | 3.5 | 2.5 | 1.5 | 0.4 | 0.9 | 1.3 |
| Avg. Stride Freq. [Hz] | 2.3 | 2.3 | 2.2 | 2.2 | 2.2 | 2.3 | 2.3 |
| Avg. Stride Length [m] | 6.8 | 7.7 | 7.6 | 7.5 | 7.5 | 7.7 | 7.5 |



[] Ranking at each section and finish
 -:-:- No data available at this section
 NA No data available

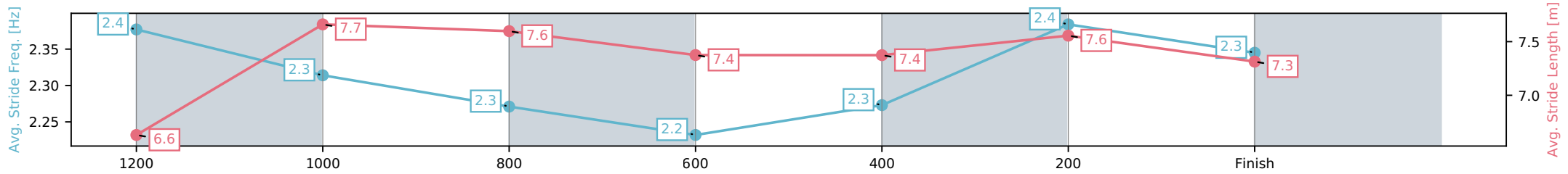
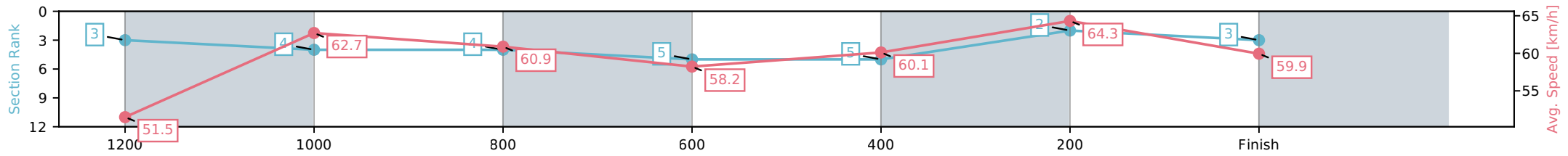
| | |
|--------------------------------|--------------------------------|
| Horse/Jockey Name | Enforceable/Kyle Wilson-Taylor |
| Finish Rank | 3 |
| Fastest Section Time (Section) | 0:11.20 (400-200) |
| Top Speed [km/h] (Section) | 65.6 (1400 - 1200) |
| Race State | Finished |



Sunshine Coast QLD
 Race 7: FTA Accountants QTIS Three-Years-Old BM65
 Handicap - 1400m
 07 June 2026 - 3:55PM
 Track Rating: Soft 5, Weather: Fine, Rail Position: +5m Entire Circuit



| Section | L1400 | L1200 | L1000 | L800 | L600 | L400 | L200 |
|------------------------|----------------------|--------------------------|--------------------------|--------------------------|--------------------------|--------------------------|--------------------------|
| Section Times | 1:25.10 (0:13.93) | 1:11.17 [3] (0:11.49) | 0:59.68 [4] (0:11.92) | 0:47.76 [4] (0:12.50) | 0:35.26 [5] (0:12.04) | 0:23.22 [5] (0:11.20) | 0:12.02 [2] (0:12.02) |
| Average Speed [km/h] | 51.5 | 62.7 | 60.9 | 58.2 | 60.1 | 64.3 | 59.9 |
| Top Speed [km/h] | 65.6 | 65.1 | 61.7 | 59.1 | 62.2 | 64.9 | 63.6 |
| Avg. Dist. to Rail [m] | 4.3 | 2.4 | 2.7 | 2.2 | 0.9 | 2.5 | 3.3 |
| Avg. Stride Freq. [Hz] | 2.4 | 2.3 | 2.3 | 2.2 | 2.3 | 2.4 | 2.3 |
| Avg. Stride Length [m] | 6.6 | 7.7 | 7.6 | 7.4 | 7.4 | 7.6 | 7.3 |



[] Ranking at each section and finish
 -:-:- No data available at this section
 NA No data available

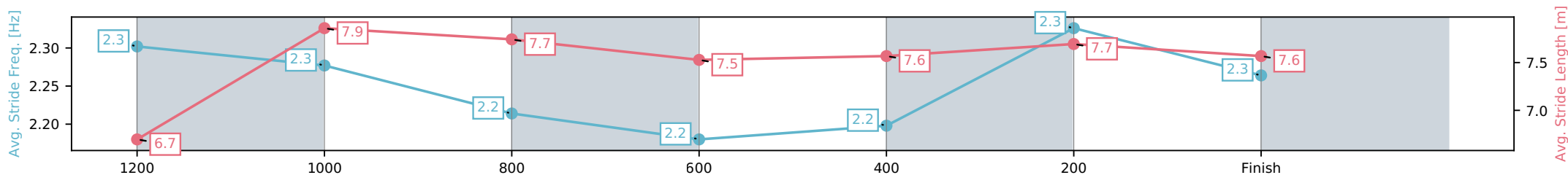
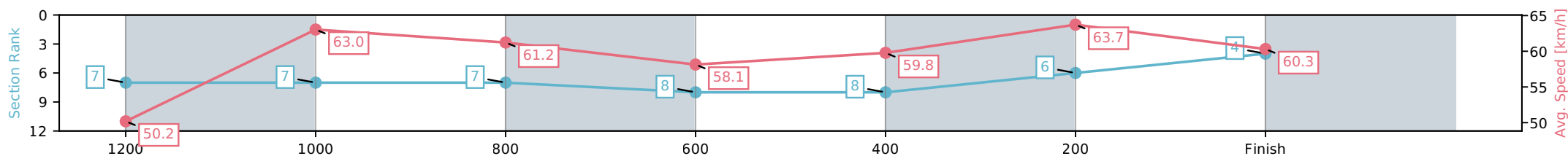
| | |
|--------------------------------|---------------------|
| Horse/Jockey Name | Ekhidna/Adam Sewell |
| Finish Rank | 4 |
| Fastest Section Time (Section) | 0:11.29 (400-200) |
| Top Speed [km/h] (Section) | 64.5 (400-200) |
| Race State | Finished |



Sunshine Coast QLD
 Race 7: FTA Accountants QTIS Three-Years-Old BM65
 Handicap - 1400m
 07 June 2026 - 3:55PM
 Track Rating: Soft 5, Weather: Fine, Rail Position: +5m Entire Circuit



| Section | L1400 | L1200 | L1000 | L800 | L600 | L400 | L200 |
|------------------------|----------------------|--------------------------|--------------------------|--------------------------|--------------------------|--------------------------|--------------------------|
| Section Times | 1:25.33 (0:14.31) | 1:11.02 [7] (0:11.42) | 0:59.60 [7] (0:11.83) | 0:47.76 [7] (0:12.50) | 0:35.27 [8] (0:12.04) | 0:23.23 [8] (0:11.29) | 0:11.94 [6] (0:11.94) |
| Average Speed [km/h] | 50.2 | 63.0 | 61.2 | 58.1 | 59.8 | 63.7 | 60.3 |
| Top Speed [km/h] | 64.4 | 64.2 | 62.6 | 60.0 | 62.0 | 64.5 | 62.4 |
| Avg. Dist. to Rail [m] | 2.9 | 2.4 | 2.4 | 1.6 | 0.4 | 0.5 | 1.6 |
| Avg. Stride Freq. [Hz] | 2.3 | 2.3 | 2.2 | 2.2 | 2.2 | 2.3 | 2.3 |
| Avg. Stride Length [m] | 6.7 | 7.9 | 7.7 | 7.5 | 7.6 | 7.7 | 7.6 |



- [] Ranking at each section and finish
- :-:- No data available at this section
- NA No data available

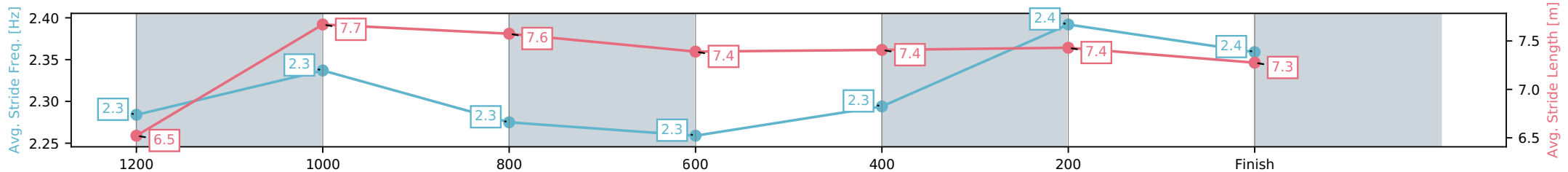
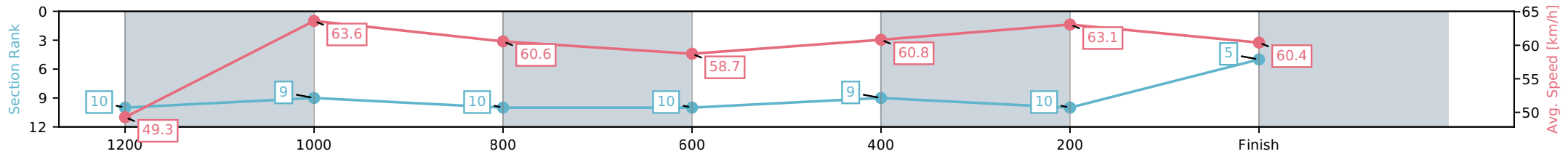
| | |
|--------------------------------|-----------------------|
| Horse/Jockey Name | Opetaiia/Ben Thompson |
| Finish Rank | 5 |
| Fastest Section Time (Section) | 0:11.30 (1200-1000) |
| Top Speed [km/h] (Section) | 66.0 (1200-1000) |
| Race State | Finished |



Sunshine Coast QLD
 Race 7: FTA Accountants QTIS Three-Years-Old BM65
 Handicap - 1400m
 07 June 2026 - 3:55PM
 Track Rating: Soft 5, Weather: Fine, Rail Position: +5m Entire Circuit



| Section | L1400 | L1200 | L1000 | L800 | L600 | L400 | L200 |
|------------------------|----------------------|---------------------------|--------------------------|---------------------------|---------------------------|--------------------------|---------------------------|
| Section Times | 1:25.42 (0:14.60) | 1:10.82 [10] (0:11.30) | 0:59.51 [9] (0:11.96) | 0:47.56 [10] (0:12.38) | 0:35.18 [10] (0:11.89) | 0:23.28 [9] (0:11.41) | 0:11.87 [10] (0:11.87) |
| Average Speed [km/h] | 49.3 | 63.6 | 60.6 | 58.7 | 60.8 | 63.1 | 60.4 |
| Top Speed [km/h] | 63.5 | 66.0 | 61.0 | 60.3 | 62.9 | 64.3 | 62.6 |
| Avg. Dist. to Rail [m] | 4.5 | 2.8 | 2.5 | 1.8 | 0.7 | 2.1 | 3.4 |
| Avg. Stride Freq. [Hz] | 2.3 | 2.3 | 2.3 | 2.3 | 2.3 | 2.4 | 2.4 |
| Avg. Stride Length [m] | 6.5 | 7.7 | 7.6 | 7.4 | 7.4 | 7.4 | 7.3 |



- [] Ranking at each section and finish
- :-:- No data available at this section
- NA No data available

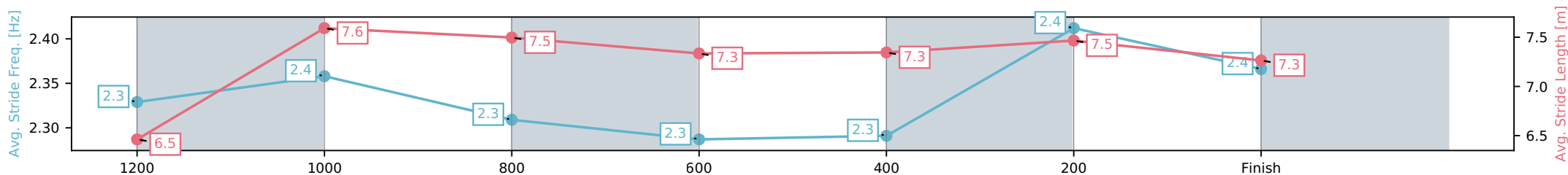
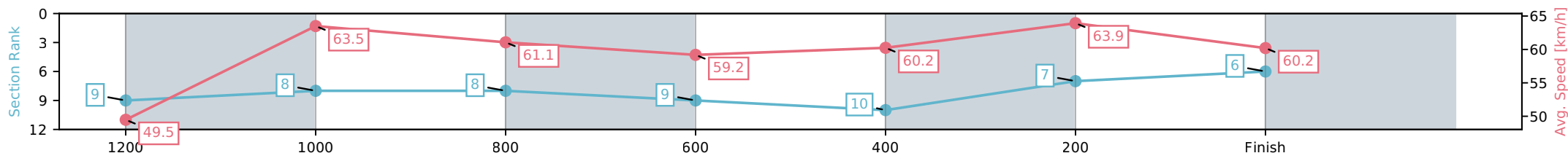
| | |
|--------------------------------|------------------------------|
| Horse/Jockey Name | Queen Jeddah/Mark Du Plessis |
| Finish Rank | 6 |
| Fastest Section Time (Section) | 0:11.27 (400-200) |
| Top Speed [km/h] (Section) | 64.7 (400-200) |
| Race State | Finished |



Sunshine Coast QLD
 Race 7: FTA Accountants QTIS Three-Years-Old BM65
 Handicap - 1400m
 07 June 2026 - 3:55PM
 Track Rating: Soft 5, Weather: Fine, Rail Position: +5m Entire Circuit



| Section | L1400 | L1200 | L1000 | L800 | L600 | L400 | L200 |
|------------------------|----------------------|--------------------------|--------------------------|--------------------------|--------------------------|---------------------------|--------------------------|
| Section Times | 1:25.44 (0:14.55) | 1:10.89 [9] (0:11.34) | 0:59.54 [8] (0:11.87) | 0:47.67 [8] (0:12.35) | 0:35.32 [9] (0:12.09) | 0:23.23 [10] (0:11.27) | 0:11.96 [7] (0:11.96) |
| Average Speed [km/h] | 49.5 | 63.5 | 61.1 | 59.2 | 60.2 | 63.9 | 60.2 |
| Top Speed [km/h] | 63.1 | 64.1 | 62.4 | 60.3 | 62.8 | 64.7 | 62.4 |
| Avg. Dist. to Rail [m] | 6.0 | 3.7 | 3.1 | 2.6 | 2.0 | 4.8 | 6.2 |
| Avg. Stride Freq. [Hz] | 2.3 | 2.4 | 2.3 | 2.3 | 2.3 | 2.4 | 2.4 |
| Avg. Stride Length [m] | 6.5 | 7.6 | 7.5 | 7.3 | 7.3 | 7.5 | 7.3 |



- [] Ranking at each section and finish
- :-:- No data available at this section
- NA No data available

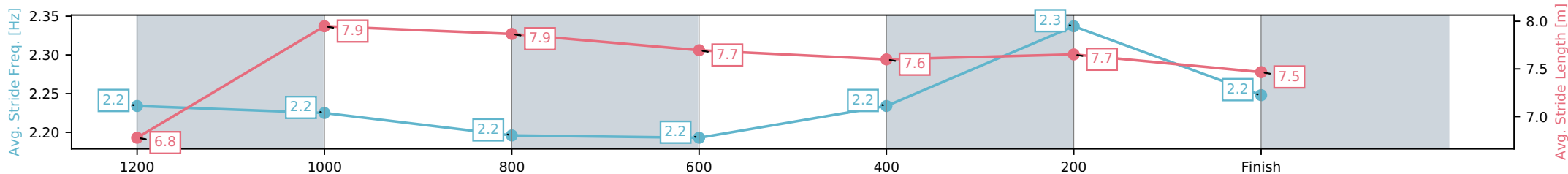
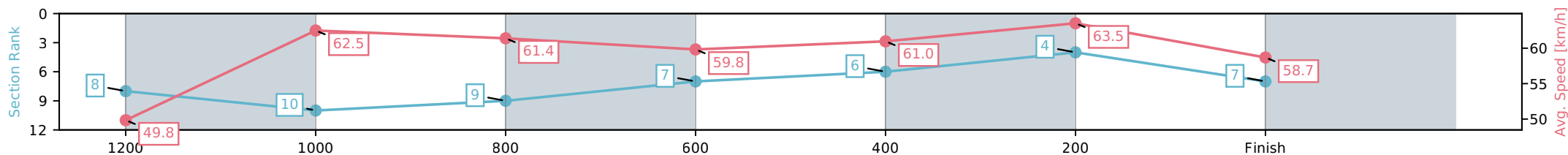
| | |
|--------------------------------|----------------------------|
| Horse/Jockey Name | Mishani Moet/Olivia Kendal |
| Finish Rank | 7 |
| Fastest Section Time (Section) | 0:11.31 (400-200) |
| Top Speed [km/h] (Section) | 64.5 (1400 - 1200) |
| Race State | Finished |



Sunshine Coast QLD
 Race 7: FTA Accountants QTIS Three-Years-Old BM65
 Handicap - 1400m
 07 June 2026 - 3:55PM
 Track Rating: Soft 5, Weather: Fine, Rail Position: +5m Entire Circuit



| Section | L1400 | L1200 | L1000 | L800 | L600 | L400 | L200 |
|------------------------|----------------------|--------------------------|---------------------------|--------------------------|--------------------------|--------------------------|--------------------------|
| Section Times | 1:25.53 (0:14.43) | 1:11.10 [8] (0:11.51) | 0:59.59 [10] (0:11.84) | 0:47.75 [9] (0:12.20) | 0:35.55 [7] (0:11.97) | 0:23.58 [6] (0:11.31) | 0:12.28 [4] (0:12.28) |
| Average Speed [km/h] | 49.8 | 62.5 | 61.4 | 59.8 | 61.0 | 63.5 | 58.7 |
| Top Speed [km/h] | 64.5 | 64.5 | 62.1 | 61.0 | 63.0 | 64.3 | 61.3 |
| Avg. Dist. to Rail [m] | 8.2 | 4.4 | 3.8 | 2.3 | 2.0 | 5.7 | 6.9 |
| Avg. Stride Freq. [Hz] | 2.2 | 2.2 | 2.2 | 2.2 | 2.2 | 2.3 | 2.2 |
| Avg. Stride Length [m] | 6.8 | 7.9 | 7.9 | 7.7 | 7.6 | 7.7 | 7.5 |



- [] Ranking at each section and finish
- :-:- No data available at this section
- NA No data available

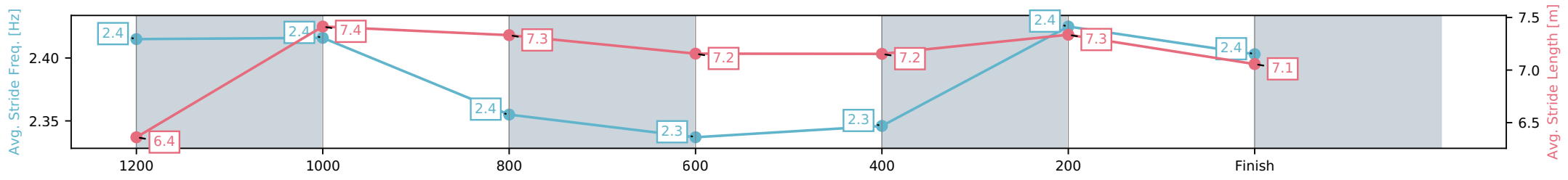
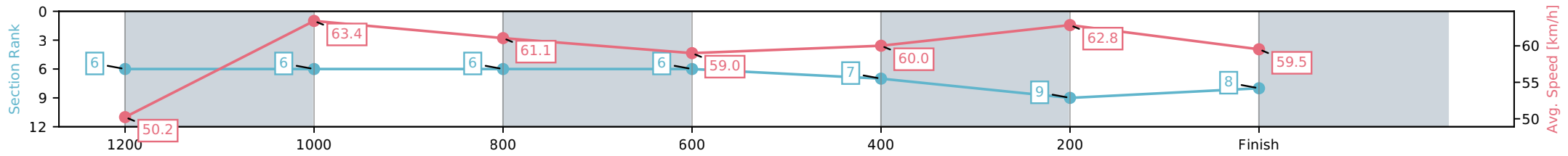
| | |
|--------------------------------|---------------------------|
| Horse/Jockey Name | Ave Cantare/Ashley Butler |
| Finish Rank | 8 |
| Fastest Section Time (Section) | 0:11.36 (1200-1000) |
| Top Speed [km/h] (Section) | 64.3 (1200-1000) |
| Race State | Finished |



Sunshine Coast QLD
 Race 7: FTA Accountants QTIS Three-Years-Old BM65
 Handicap - 1400m
 07 June 2026 - 3:55PM
 Track Rating: Soft 5, Weather: Fine, Rail Position: +5m Entire Circuit



| Section | L1400 | L1200 | L1000 | L800 | L600 | L400 | L200 |
|------------------------|----------------------|--------------------------|--------------------------|--------------------------|--------------------------|--------------------------|--------------------------|
| Section Times | 1:25.59 (0:14.30) | 1:11.29 [6] (0:11.36) | 0:59.94 [6] (0:11.88) | 0:48.06 [6] (0:12.40) | 0:35.66 [6] (0:12.11) | 0:23.55 [7] (0:11.45) | 0:12.10 [9] (0:12.10) |
| Average Speed [km/h] | 50.2 | 63.4 | 61.1 | 59.0 | 60.0 | 62.8 | 59.5 |
| Top Speed [km/h] | 63.8 | 64.3 | 62.2 | 60.5 | 62.1 | 63.2 | 62.0 |
| Avg. Dist. to Rail [m] | 4.8 | 3.6 | 3.0 | 2.7 | 1.5 | 3.2 | 4.2 |
| Avg. Stride Freq. [Hz] | 2.4 | 2.4 | 2.4 | 2.3 | 2.3 | 2.4 | 2.4 |
| Avg. Stride Length [m] | 6.4 | 7.4 | 7.3 | 7.2 | 7.2 | 7.3 | 7.1 |



[] Ranking at each section and finish
 -:-:- No data available at this section
 NA No data available

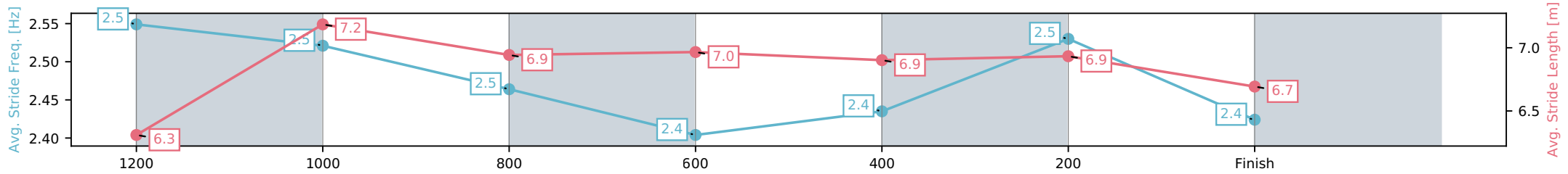
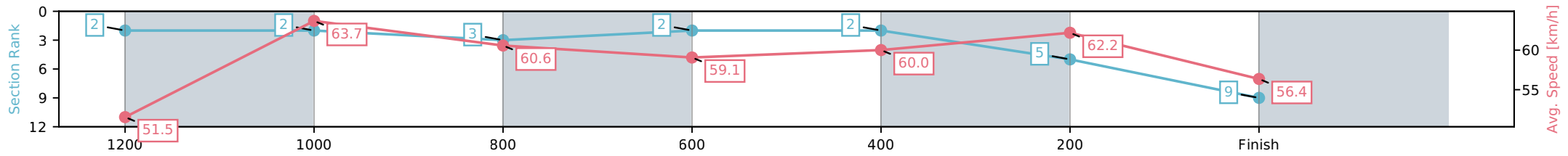
| | |
|--------------------------------|------------------------|
| Horse/Jockey Name | Lambertina/Leah Martyn |
| Finish Rank | 9 |
| Fastest Section Time (Section) | 0:11.30 (1200-1000) |
| Top Speed [km/h] (Section) | 67.1 (1200-1000) |
| Race State | Finished |



Sunshine Coast QLD
 Race 7: FTA Accountants QTIS Three-Years-Old BM65
 Handicap - 1400m
 07 June 2026 - 3:55PM
 Track Rating: Soft 5, Weather: Fine, Rail Position: +5m Entire Circuit



| Section | L1400 | L1200 | L1000 | L800 | L600 | L400 | L200 |
|------------------------|----------------------|--------------------------|--------------------------|--------------------------|--------------------------|--------------------------|--------------------------|
| Section Times | 1:26.03 (0:13.93) | 1:12.10 [2] (0:11.30) | 1:00.80 [2] (0:12.00) | 0:48.79 [3] (0:12.37) | 0:36.42 [2] (0:12.09) | 0:24.34 [2] (0:11.56) | 0:12.77 [5] (0:12.77) |
| Average Speed [km/h] | 51.5 | 63.7 | 60.6 | 59.1 | 60.0 | 62.2 | 56.4 |
| Top Speed [km/h] | 65.9 | 67.1 | 61.2 | 60.2 | 61.6 | 62.9 | 60.3 |
| Avg. Dist. to Rail [m] | 7.9 | 4.5 | 3.7 | 2.6 | 1.1 | 3.4 | 5.1 |
| Avg. Stride Freq. [Hz] | 2.5 | 2.5 | 2.5 | 2.4 | 2.4 | 2.5 | 2.4 |
| Avg. Stride Length [m] | 6.3 | 7.2 | 6.9 | 7.0 | 6.9 | 6.9 | 6.7 |



[] Ranking at each section and finish
 -:-:- No data available at this section
 NA No data available

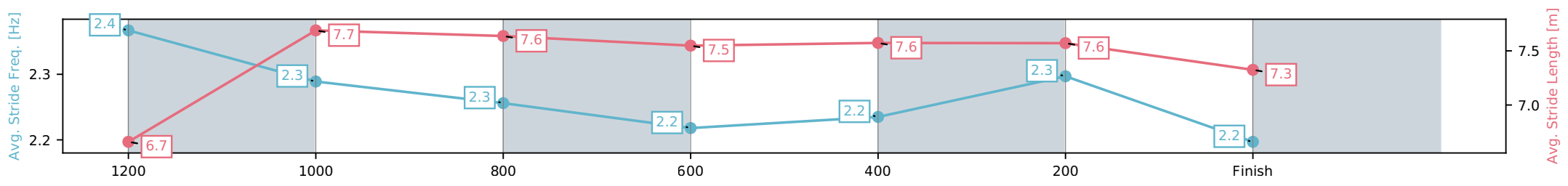
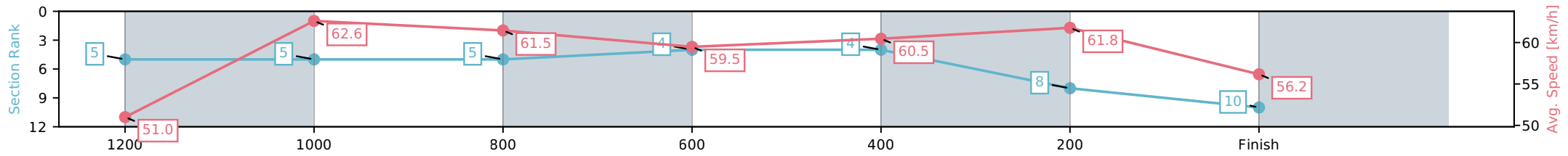
| | |
|--------------------------------|--------------------------|
| Horse/Jockey Name | Pontevico/Boris Thornton |
| Finish Rank | 10 |
| Fastest Section Time (Section) | 0:11.49 (1200-1000) |
| Top Speed [km/h] (Section) | 63.9 (1200-1000) |
| Race State | Finished |



Sunshine Coast QLD
 Race 7: FTA Accountants QTIS Three-Years-Old BM65
 Handicap - 1400m
 07 June 2026 - 3:55PM
 Track Rating: Soft 5, Weather: Fine, Rail Position: +5m Entire Circuit



| Section | L1400 | L1200 | L1000 | L800 | L600 | L400 | L200 |
|------------------------|----------------------|--------------------------|--------------------------|--------------------------|--------------------------|--------------------------|--------------------------|
| Section Times | 1:26.29 (0:14.10) | 1:12.19 [5] (0:11.49) | 1:00.70 [5] (0:11.87) | 0:48.82 [5] (0:12.33) | 0:36.49 [4] (0:12.02) | 0:24.47 [4] (0:11.67) | 0:12.80 [8] (0:12.80) |
| Average Speed [km/h] | 51.0 | 62.6 | 61.5 | 59.5 | 60.5 | 61.8 | 56.2 |
| Top Speed [km/h] | 63.6 | 63.9 | 63.3 | 60.8 | 62.1 | 62.7 | 59.9 |
| Avg. Dist. to Rail [m] | 6.9 | 5.0 | 4.7 | 3.3 | 1.8 | 4.2 | 6.7 |
| Avg. Stride Freq. [Hz] | 2.4 | 2.3 | 2.3 | 2.2 | 2.2 | 2.3 | 2.2 |
| Avg. Stride Length [m] | 6.7 | 7.7 | 7.6 | 7.5 | 7.6 | 7.6 | 7.3 |



[] Ranking at each section and finish
 -:-:- No data available at this section
 NA No data available



**Sunshine Coast QLD -
Race 8: Lever Law BM65 Handicap - 1400m
07 June 2026 - 4:33PM**



Track Rating: Soft 5, Weather: Fine, Rail Position: +5m Entire Circuit

Field Times (Race Tempo) 1:24.83 (0:13.78) 1:11.05 (0:11.35) 0:59.71 (0:11.79) 0:47.92 (0:11.99) 0:35.94 (0:11.77) 0:24.16 (0:11.57) 0:12.59 (0:12.59)

| Rank | TAB# | Horse | Overall Time | First 400m | Top Speed km/h (Section) | L1400 | L1200 | L1000 | L800 | L600 | L400 | L200 | |
|------|--------|--------------------|---------------|------------|--------------------------|--------------|--------------|--------------|--------------|--------------|--------------|--------------|--|
| | (BAR#) | Jockey | Margin (DT-W) | Last 600m | Fastest Section (Time) | Start - 1200 | 1200 - 1000 | 1000 - 800 | 800 - 600 | 600 - 400 | 400 - 200 | 200 - Finish | |
| 1 | 1 | Out Of Turn | 1:24.83 | 0:25.13 | 64.9 (1400 - 1200) | 1:24.83 | 1:11.05 [1] | 0:59.71 [1] | 0:47.92 [2] | 0:35.94 [1] | 0:24.16 [1] | 0:12.59 [1] | |
| | (15) | Corey Sutherland | | 0:35.93 | 1200-1000 (0:11.35) | (0:13.78) | (0:11.35) | (0:11.79) | (0:11.98) | (0:11.77) | (0:11.57) | (0:12.59) | |
| 2 | 9 | Cool Music | 1:25.01 | 0:25.83 | 64.2 (400-200) | 1:25.01 | 1:10.67 [8] | 0:59.18 [8] | 0:47.30 [9] | 0:35.21 [10] | 0:23.32 [10] | 0:11.93 [7] | |
| | (8) | Robbie Dolan | 1.1L (+2) | 0:35.21 | 400-200 (0:11.39) | (0:14.34) | (0:11.49) | (0:11.88) | (0:12.09) | (0:11.89) | (0:11.39) | (0:11.93) | |
| 3 | 12 | Black Eyed Blonde | 1:25.10 | 0:25.33 | 65.3 (1200-1000) | 1:25.10 | 1:11.05 [5] | 0:59.77 [3] | 0:47.82 [4] | 0:35.70 [4] | 0:23.93 [3] | 0:12.37 [2] | |
| | (7) | Kyle Wilson-Taylor | 1.6L (-1) | 0:35.70 | 1200-1000 (0:11.28) | (0:14.05) | (0:11.28) | (0:11.96) | (0:12.12) | (0:11.77) | (0:11.56) | (0:12.37) | |
| 4 | 10 | Caishen | 1:25.20 | 0:25.14 | 67.1 (1200-1000) | 1:25.20 | 1:11.25 [3] | 1:00.06 [2] | 0:48.29 [1] | 0:36.16 [2] | 0:24.19 [2] | 0:12.43 [3] | |
| | (10) | Ryan Wiggins | 2.2L (+0) | 0:36.15 | 1200-1000 (0:11.19) | (0:13.95) | (0:11.19) | (0:11.77) | (0:12.14) | (0:11.96) | (0:11.76) | (0:12.43) | |
| 5 | 5 | Ready Azz Eva | 1:25.31 | 0:25.88 | 65.3 (1200-1000) | 1:25.31 | 1:10.71 [12] | 0:59.43 [9] | 0:47.61 [8] | 0:35.57 [8] | 0:23.75 [8] | 0:12.45 [4] | |
| | (11) | Michael Rodd | 2.8L (+1) | 0:35.57 | 1200-1000 (0:11.28) | (0:14.60) | (0:11.28) | (0:11.82) | (0:12.03) | (0:11.82) | (0:11.30) | (0:12.45) | |
| 6 | 7 | Sanctuary Storm | 1:25.51 | 0:25.93 | 64.8 (400-200) | 1:25.51 | 1:11.13 [9] | 0:59.59 [10] | 0:47.67 [10] | 0:35.74 [9] | 0:23.92 [9] | 0:12.58 [6] | |
| | (12) | Daniel Moor | 4.0L (+0) | 0:35.74 | 400-200 (0:11.34) | (0:14.38) | (0:11.55) | (0:11.92) | (0:11.93) | (0:11.82) | (0:11.34) | (0:12.58) | |
| 7 | 15 | Yes To Excess | 1:25.71 | 0:26.30 | 64.8 (400-200) | 1:25.71 | 1:10.99 [14] | 0:59.42 [13] | 0:47.44 [13] | 0:35.49 [13] | 0:23.81 [13] | 0:12.40 [11] | |
| | (5) | Jake Bayliss | 5.2L (-1) | 0:35.49 | 400-200 (0:11.40) | (0:14.72) | (0:11.58) | (0:11.97) | (0:11.95) | (0:11.69) | (0:11.40) | (0:12.40) | |
| 8 | 3 | Buckenara | 1:25.71 | 0:25.34 | 64.2 (1400 - 1200) | 1:25.71 | 1:11.79 [2] | 1:00.37 [4] | 0:48.48 [3] | 0:36.40 [3] | 0:24.54 [4] | 0:12.81 [5] | |
| | (6) | Mark Du Plessis | 5.2L (+2) | 0:36.39 | 1200-1000 (0:11.42) | (0:13.92) | (0:11.42) | (0:11.89) | (0:12.08) | (0:11.86) | (0:11.72) | (0:12.81) | |
| 9 | 11 | Slipsain | 1:25.77 | 0:26.61 | 64.9 (400-200) | 1:25.77 | 1:11.09 [13] | 0:59.17 [14] | 0:47.16 [14] | 0:35.32 [14] | 0:23.59 [14] | 0:12.27 [14] | |
| | (13) | Adin Thompson | 5.6L (+2) | 0:35.31 | 400-200 (0:11.31) | (0:14.68) | (0:11.93) | (0:12.00) | (0:11.84) | (0:11.73) | (0:11.31) | (0:12.27) | |
| 10 | 18 | Bolshevic Road | 1:25.78 | 0:26.08 | 63.6 (400-200) | 1:25.78 | 1:11.29 [10] | 0:59.70 [11] | 0:47.76 [11] | 0:35.81 [11] | 0:23.92 [12] | 0:12.44 [12] | |
| | (9) | Ashley Butler | 5.6L (+0) | 0:35.81 | 400-200 (0:11.48) | (0:14.49) | (0:11.59) | (0:11.95) | (0:11.95) | (0:11.89) | (0:11.48) | (0:12.44) | |

Scratched: Chicago King (#6), Switz (#8), Opetaiia (#13), Rosso Levanto (#14), Suprendre (#16), Red Code (#17)

Report Created: Sun 07 June 2026

(Note: Races are conducted over an approximate distance as close as possible to the advertised distance, and recorded data may vary accordingly. Official times refer to race times only and do not include handicap times.)

[] Position in running at each section and finish TAB# Saddle cloth number
 -:-:- No data available at this section BAR# Barrier/Gate Position
 NA No data available DNF Did not finish
 DNT Did not track DT-W Distance travelled compared to winner in metres

Fastest split
 Fastest section

data processed by **TRIPLESDATA**



Sunshine Coast QLD -
 Race 8: Lever Law BM65 Handicap - 1400m
 07 June 2026 - 4:33PM



Track Rating: Soft 5, Weather: Fine, Rail Position: +5m Entire Circuit

Field Times (Race Tempo) 1:24.83 (0:13.78) 1:11.05 (0:11.35) 0:59.71 (0:11.79) 0:47.92 (0:11.99) 0:35.94 (0:11.77) 0:24.16 (0:11.57) 0:12.59 (0:12.59)

| Rank | TAB# | Horse | Overall Time | First 400m | Top Speed km/h (Section) | L1400 | L1200 | L1000 | L800 | L600 | L400 | L200 | |
|------|--------|----------------------|---------------|------------|--------------------------|--------------|--------------|--------------|--------------|--------------|--------------|--------------|--|
| | (BAR#) | Jockey | Margin (DT-W) | Last 600m | Fastest Section (Time) | Start - 1200 | 1200 - 1000 | 1000 - 800 | 800 - 600 | 600 - 400 | 400 - 200 | 200 - Finish | |
| 11 | 2 | Prime Asset | 1:25.94 | 0:25.61 | 64.0 (1200-1000) | 1:25.94 | 1:11.79 [7] | 1:00.34 [7] | 0:48.45 [7] | 0:36.38 [7] | 0:24.55 [5] | 0:12.86 [8] | |
| | (4) | Bella Youngberry | 6.5L (+1) | 0:36.38 | 1200-1000 (0:11.46) | (0:14.15) | (0:11.46) | (0:11.89) | (0:12.07) | (0:11.82) | (0:11.70) | (0:12.86) | |
| 12 | 19 | Badda Boom Baby | 1:25.97 | 0:25.43 | 65.5 (1200-1000) | 1:25.97 | 1:12.02 [4] | 1:00.54 [5] | 0:48.58 [5] | 0:36.47 [5] | 0:24.55 [7] | 0:12.81 [10] | |
| | (14) | Leah Martyn | 6.7L (+4) | 0:36.47 | 1200-1000 (0:11.48) | (0:13.95) | (0:11.48) | (0:11.95) | (0:12.11) | (0:11.92) | (0:11.74) | (0:12.81) | |
| 13 | 4 | Hazey Hill | 1:25.98 | 0:25.58 | 64.4 (1000-800) | 1:25.98 | 1:11.90 [6] | 1:00.39 [6] | 0:48.50 [6] | 0:36.42 [6] | 0:24.56 [6] | 0:12.86 [9] | |
| | (2) | Jag Guthmann-Chester | 6.8L (-1) | 0:36.42 | 1200-1000 (0:11.50) | (0:14.08) | (0:11.50) | (0:11.90) | (0:12.07) | (0:11.87) | (0:11.69) | (0:12.86) | |
| 14 | 20 | Law Marshal | 1:26.23 | 0:26.11 | 63.4 (400-200) | 1:26.23 | 1:11.68 [11] | 1:00.12 [12] | 0:48.12 [12] | 0:36.14 [12] | 0:24.39 [11] | 0:12.84 [13] | |
| | (3) | Default 5 | 8.2L (+1) | 0:36.14 | 400-200 (0:11.56) | (0:14.55) | (0:11.56) | (0:12.00) | (0:11.99) | (0:11.74) | (0:11.56) | (0:12.84) | |

Scratched: Chicago King (#6), Switz (#8), Opetaiia (#13), Rosso Levanto (#14), Suprendre (#16), Red Code (#17)

Report Created: Sun 07 June 2026

(Note: Races are conducted over an approximate distance as close as possible to the advertised distance, and recorded data may vary accordingly. Official times refer to race times only and do not include handicap times.)

[] Position in running at each section and finish TAB# Saddle cloth number
 -:-:- No data available at this section BAR# Barrier/Gate Position
 NA No data available DNF Did not finish
 DNT Did not track DT-W Distance travelled compared to winner in metres

Fastest split
 Fastest section

data processed by TRIPLESDATA

| | |
|--------------------------------|------------------------------|
| Horse/Jockey Name | Out Of Turn/Corey Sutherland |
| Finish Rank | 1 |
| Fastest Section Time (Section) | 0:11.35 (1200-1000) |
| Top Speed [km/h] (Section) | 64.9 (1400 - 1200) |
| Race State | Finished |



Sunshine Coast QLD

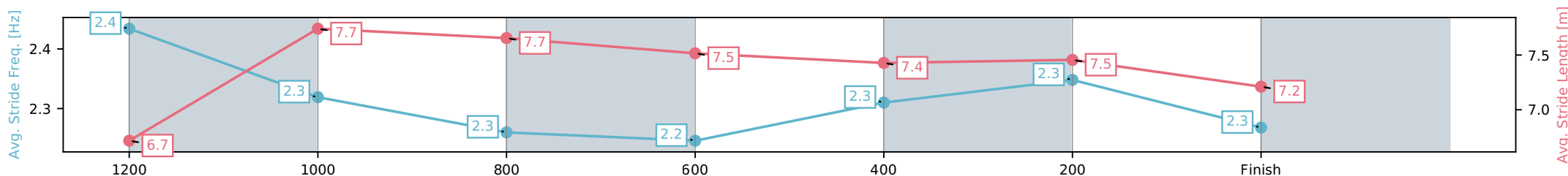
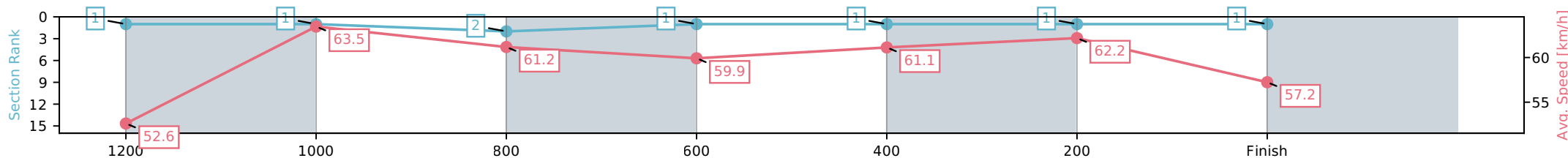
Race 8: Lever Law BM65 Handicap - 1400m

07 June 2026 - 4:33PM



Track Rating: Soft 5, Weather: Fine, Rail Position: +5m Entire Circuit

| Section | L1400 | L1200 | L1000 | L800 | L600 | L400 | L200 |
|------------------------|----------------------|--------------------------|--------------------------|--------------------------|--------------------------|--------------------------|--------------------------|
| Section Times | 1:24.83 (0:13.78) | 1:11.05 [1] (0:11.35) | 0:59.71 [1] (0:11.79) | 0:47.92 [2] (0:11.98) | 0:35.94 [1] (0:11.77) | 0:24.16 [1] (0:11.57) | 0:12.59 [1] (0:12.59) |
| Average Speed [km/h] | 52.6 | 63.5 | 61.2 | 59.9 | 61.1 | 62.2 | 57.2 |
| Top Speed [km/h] | 64.9 | 64.8 | 61.9 | 60.4 | 61.9 | 63.2 | 60.8 |
| Avg. Dist. to Rail [m] | 9.9 | 2.0 | 0.9 | 0.3 | 0.3 | 1.8 | 1.2 |
| Avg. Stride Freq. [Hz] | 2.4 | 2.3 | 2.3 | 2.2 | 2.3 | 2.3 | 2.3 |
| Avg. Stride Length [m] | 6.7 | 7.7 | 7.7 | 7.5 | 7.4 | 7.5 | 7.2 |



- [] Ranking at each section and finish
- :-:- No data available at this section
- NA No data available

| | |
|--------------------------------|-------------------------|
| Horse/Jockey Name | Cool Music/Robbie Dolan |
| Finish Rank | 2 |
| Fastest Section Time (Section) | 0:11.39 (400-200) |
| Top Speed [km/h] (Section) | 64.2 (400-200) |
| Race State | Finished |



Sunshine Coast QLD

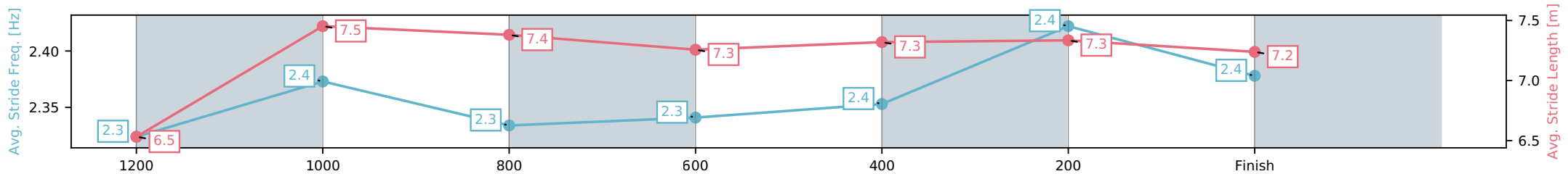
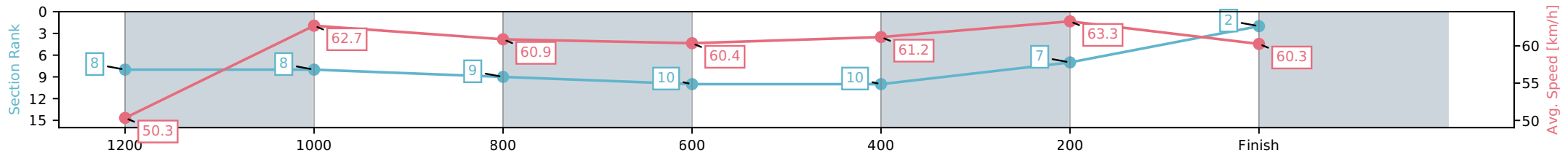
Race 8: Lever Law BM65 Handicap - 1400m

07 June 2026 - 4:33PM



Track Rating: Soft 5, Weather: Fine, Rail Position: +5m Entire Circuit

| Section | L1400 | L1200 | L1000 | L800 | L600 | L400 | L200 |
|------------------------|----------------------|--------------------------|--------------------------|--------------------------|---------------------------|---------------------------|--------------------------|
| Section Times | 1:25.01 (0:14.34) | 1:10.67 [8] (0:11.49) | 0:59.18 [8] (0:11.88) | 0:47.30 [9] (0:12.09) | 0:35.21 [10] (0:11.89) | 0:23.32 [10] (0:11.39) | 0:11.93 [7] (0:11.93) |
| Average Speed [km/h] | 50.3 | 62.7 | 60.9 | 60.4 | 61.2 | 63.3 | 60.3 |
| Top Speed [km/h] | 62.3 | 64.0 | 61.9 | 62.1 | 62.3 | 64.2 | 62.9 |
| Avg. Dist. to Rail [m] | 7.3 | 4.2 | 2.4 | 2.1 | 1.9 | 3.7 | 3.5 |
| Avg. Stride Freq. [Hz] | 2.3 | 2.4 | 2.3 | 2.3 | 2.4 | 2.4 | 2.4 |
| Avg. Stride Length [m] | 6.5 | 7.5 | 7.4 | 7.3 | 7.3 | 7.3 | 7.2 |



- [] Ranking at each section and finish
- :-:- No data available at this section
- NA No data available

| | |
|--------------------------------|--------------------------------------|
| Horse/Jockey Name | Black Eyed Blonde/Kyle Wilson-Taylor |
| Finish Rank | 3 |
| Fastest Section Time (Section) | 0:11.28 (1200-1000) |
| Top Speed [km/h] (Section) | 65.3 (1200-1000) |
| Race State | Finished |



Sunshine Coast QLD

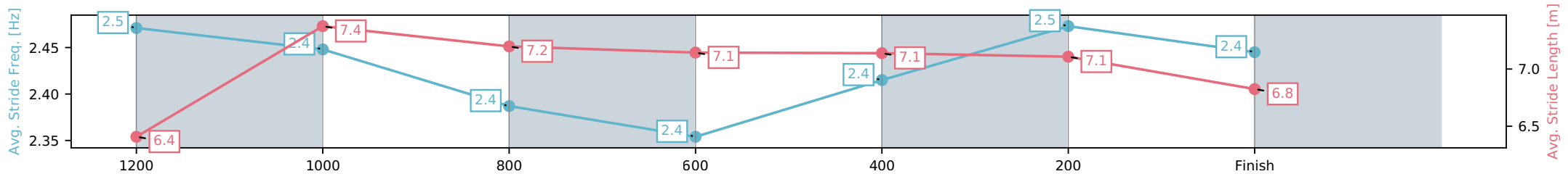
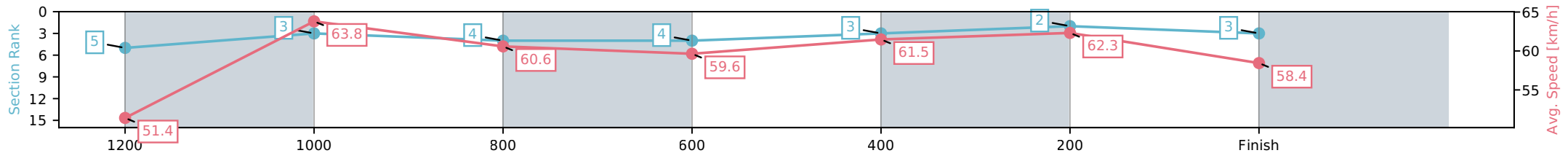
Race 8: Lever Law BM65 Handicap - 1400m

07 June 2026 - 4:33PM



Track Rating: Soft 5, Weather: Fine, Rail Position: +5m Entire Circuit

| Section | L1400 | L1200 | L1000 | L800 | L600 | L400 | L200 |
|------------------------|----------------------|--------------------------|--------------------------|--------------------------|--------------------------|--------------------------|--------------------------|
| Section Times | 1:25.10 (0:14.05) | 1:11.05 [5] (0:11.28) | 0:59.77 [3] (0:11.96) | 0:47.82 [4] (0:12.12) | 0:35.70 [4] (0:11.77) | 0:23.93 [3] (0:11.56) | 0:12.37 [2] (0:12.37) |
| Average Speed [km/h] | 51.4 | 63.8 | 60.6 | 59.6 | 61.5 | 62.3 | 58.4 |
| Top Speed [km/h] | 64.5 | 65.3 | 62.4 | 60.4 | 62.6 | 63.3 | 60.7 |
| Avg. Dist. to Rail [m] | 6.8 | 4.0 | 2.5 | 0.7 | 0.8 | 4.1 | 5.7 |
| Avg. Stride Freq. [Hz] | 2.5 | 2.4 | 2.4 | 2.4 | 2.4 | 2.5 | 2.4 |
| Avg. Stride Length [m] | 6.4 | 7.4 | 7.2 | 7.1 | 7.1 | 7.1 | 6.8 |



- [] Ranking at each section and finish
- :-:- No data available at this section
- NA No data available

| | |
|--------------------------------|----------------------|
| Horse/Jockey Name | Caishen/Ryan Wiggins |
| Finish Rank | 4 |
| Fastest Section Time (Section) | 0:11.19 (1200-1000) |
| Top Speed [km/h] (Section) | 67.1 (1200-1000) |
| Race State | Finished |



Sunshine Coast QLD

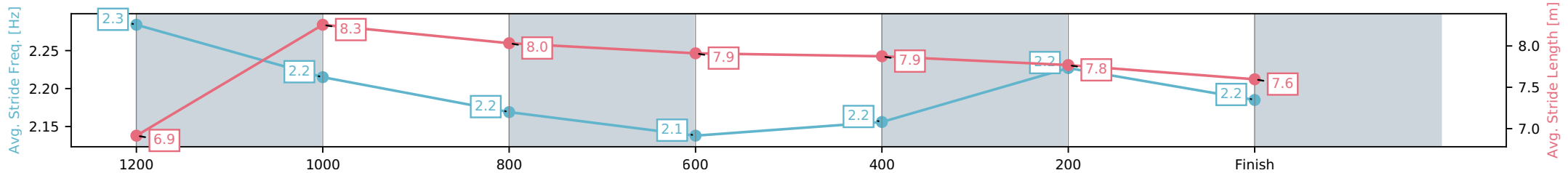
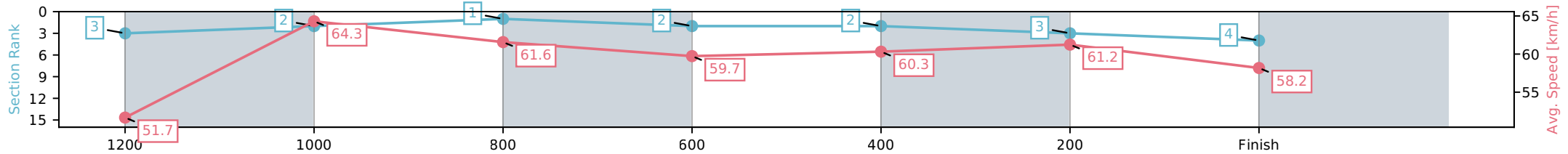
Race 8: Lever Law BM65 Handicap - 1400m

07 June 2026 - 4:33PM



Track Rating: Soft 5, Weather: Fine, Rail Position: +5m Entire Circuit

| Section | L1400 | L1200 | L1000 | L800 | L600 | L400 | L200 |
|------------------------|----------------------|--------------------------|--------------------------|--------------------------|--------------------------|--------------------------|--------------------------|
| Section Times | 1:25.20 (0:13.95) | 1:11.25 [3] (0:11.19) | 1:00.06 [2] (0:11.77) | 0:48.29 [1] (0:12.14) | 0:36.16 [2] (0:11.96) | 0:24.19 [2] (0:11.76) | 0:12.43 [3] (0:12.43) |
| Average Speed [km/h] | 51.7 | 64.3 | 61.6 | 59.7 | 60.3 | 61.2 | 58.2 |
| Top Speed [km/h] | 67.1 | 67.1 | 62.6 | 60.5 | 60.6 | 61.9 | 60.7 |
| Avg. Dist. to Rail [m] | 9.4 | 4.9 | 3.2 | 1.2 | 0.3 | 2.0 | 1.9 |
| Avg. Stride Freq. [Hz] | 2.3 | 2.2 | 2.2 | 2.1 | 2.2 | 2.2 | 2.2 |
| Avg. Stride Length [m] | 6.9 | 8.3 | 8.0 | 7.9 | 7.9 | 7.8 | 7.6 |



- [] Ranking at each section and finish
- :-:- No data available at this section
- NA No data available

| | |
|--------------------------------|----------------------------|
| Horse/Jockey Name | Ready Azz Eva/Michael Rodd |
| Finish Rank | 5 |
| Fastest Section Time (Section) | 0:11.28 (1200-1000) |
| Top Speed [km/h] (Section) | 65.3 (1200-1000) |
| Race State | Finished |



Sunshine Coast QLD

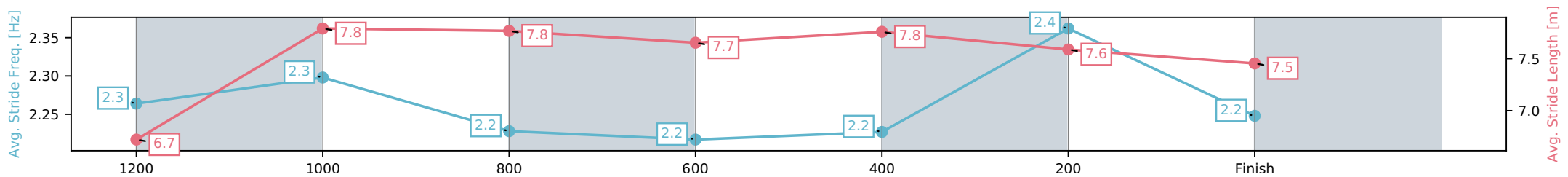
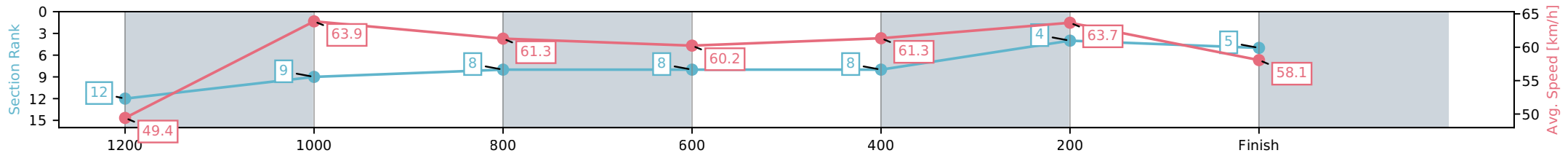
Race 8: Lever Law BM65 Handicap - 1400m

07 June 2026 - 4:33PM



Track Rating: Soft 5, Weather: Fine, Rail Position: +5m Entire Circuit

| Section | L1400 | L1200 | L1000 | L800 | L600 | L400 | L200 |
|------------------------|----------------------|---------------------------|--------------------------|--------------------------|--------------------------|--------------------------|--------------------------|
| Section Times | 1:25.31 (0:14.60) | 1:10.71 [12] (0:11.28) | 0:59.43 [9] (0:11.82) | 0:47.61 [8] (0:12.03) | 0:35.57 [8] (0:11.82) | 0:23.75 [8] (0:11.30) | 0:12.45 [4] (0:12.45) |
| Average Speed [km/h] | 49.4 | 63.9 | 61.3 | 60.2 | 61.3 | 63.7 | 58.1 |
| Top Speed [km/h] | 62.0 | 65.3 | 62.7 | 61.6 | 62.5 | 64.4 | 62.5 |
| Avg. Dist. to Rail [m] | 10.3 | 6.0 | 3.3 | 1.1 | 1.2 | 5.4 | 6.6 |
| Avg. Stride Freq. [Hz] | 2.3 | 2.3 | 2.2 | 2.2 | 2.2 | 2.4 | 2.2 |
| Avg. Stride Length [m] | 6.7 | 7.8 | 7.8 | 7.7 | 7.8 | 7.6 | 7.5 |



- [] Ranking at each section and finish
- :-:- No data available at this section
- NA No data available

| | |
|--------------------------------|-----------------------------|
| Horse/Jockey Name | Sanctuary Storm/Daniel Moor |
| Finish Rank | 6 |
| Fastest Section Time (Section) | 0:11.34 (400-200) |
| Top Speed [km/h] (Section) | 64.8 (400-200) |
| Race State | Finished |



Sunshine Coast QLD

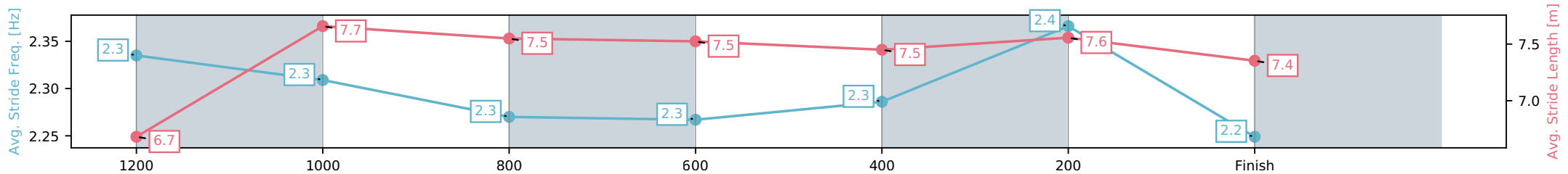
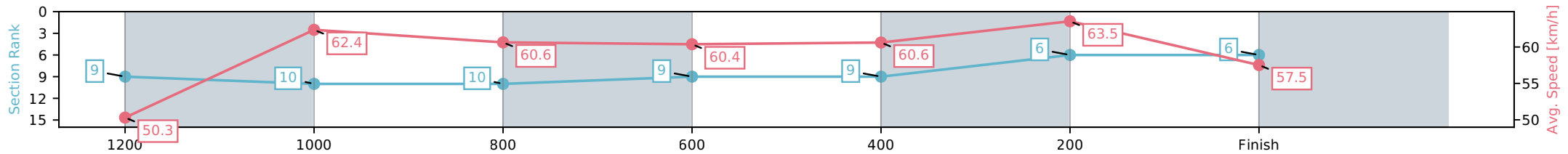
Race 8: Lever Law BM65 Handicap - 1400m

07 June 2026 - 4:33PM



Track Rating: Soft 5, Weather: Fine, Rail Position: +5m Entire Circuit

| Section | L1400 | L1200 | L1000 | L800 | L600 | L400 | L200 |
|------------------------|----------------------|--------------------------|---------------------------|---------------------------|--------------------------|--------------------------|--------------------------|
| Section Times | 1:25.51 (0:14.38) | 1:11.13 [9] (0:11.55) | 0:59.59 [10] (0:11.92) | 0:47.67 [10] (0:11.93) | 0:35.74 [9] (0:11.82) | 0:23.92 [9] (0:11.34) | 0:12.58 [6] (0:12.58) |
| Average Speed [km/h] | 50.3 | 62.4 | 60.6 | 60.4 | 60.6 | 63.5 | 57.5 |
| Top Speed [km/h] | 63.0 | 63.2 | 61.3 | 61.6 | 62.1 | 64.8 | 61.5 |
| Avg. Dist. to Rail [m] | 7.5 | 2.5 | 1.7 | 0.4 | 0.7 | 1.1 | 1.4 |
| Avg. Stride Freq. [Hz] | 2.3 | 2.3 | 2.3 | 2.3 | 2.3 | 2.4 | 2.2 |
| Avg. Stride Length [m] | 6.7 | 7.7 | 7.5 | 7.5 | 7.5 | 7.6 | 7.4 |



- [] Ranking at each section and finish
- :-:- No data available at this section
- NA No data available

| | |
|--------------------------------|----------------------------|
| Horse/Jockey Name | Yes To Excess/Jake Bayliss |
| Finish Rank | 7 |
| Fastest Section Time (Section) | 0:11.40 (400-200) |
| Top Speed [km/h] (Section) | 64.8 (400-200) |
| Race State | Finished |



Sunshine Coast QLD

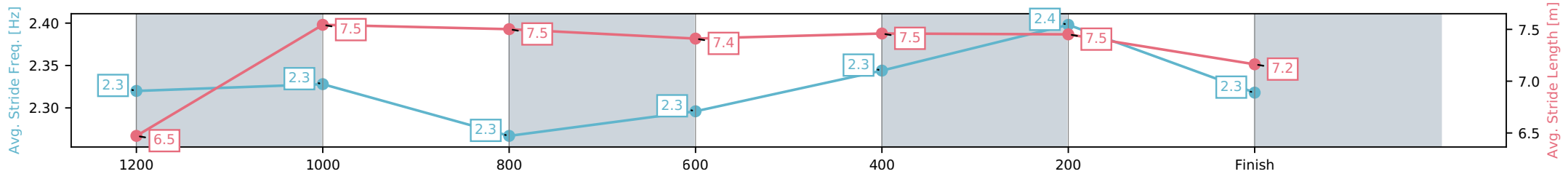
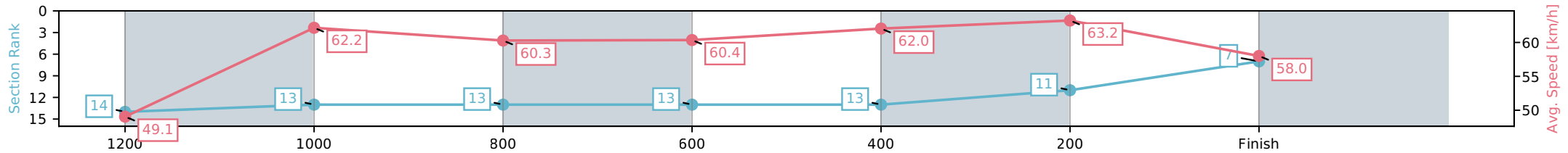
Race 8: Lever Law BM65 Handicap - 1400m

07 June 2026 - 4:33PM



Track Rating: Soft 5, Weather: Fine, Rail Position: +5m Entire Circuit

| Section | L1400 | L1200 | L1000 | L800 | L600 | L400 | L200 |
|------------------------|----------------------|---------------------------|---------------------------|---------------------------|---------------------------|---------------------------|---------------------------|
| Section Times | 1:25.71 (0:14.72) | 1:10.99 [14] (0:11.58) | 0:59.42 [13] (0:11.97) | 0:47.44 [13] (0:11.95) | 0:35.49 [13] (0:11.69) | 0:23.81 [13] (0:11.40) | 0:12.40 [11] (0:12.40) |
| Average Speed [km/h] | 49.1 | 62.2 | 60.3 | 60.4 | 62.0 | 63.2 | 58.0 |
| Top Speed [km/h] | 63.0 | 63.4 | 61.2 | 62.1 | 62.6 | 64.8 | 61.0 |
| Avg. Dist. to Rail [m] | 5.0 | 2.6 | 1.4 | 0.2 | 1.2 | 6.3 | 7.3 |
| Avg. Stride Freq. [Hz] | 2.3 | 2.3 | 2.3 | 2.3 | 2.3 | 2.4 | 2.3 |
| Avg. Stride Length [m] | 6.5 | 7.5 | 7.5 | 7.4 | 7.5 | 7.5 | 7.2 |



- [] Ranking at each section and finish
- :-:- No data available at this section
- NA No data available

| | |
|--------------------------------|---------------------------|
| Horse/Jockey Name | Buckenara/Mark Du Plessis |
| Finish Rank | 8 |
| Fastest Section Time (Section) | 0:11.42 (1200-1000) |
| Top Speed [km/h] (Section) | 64.2 (1400 - 1200) |
| Race State | Finished |



Sunshine Coast QLD

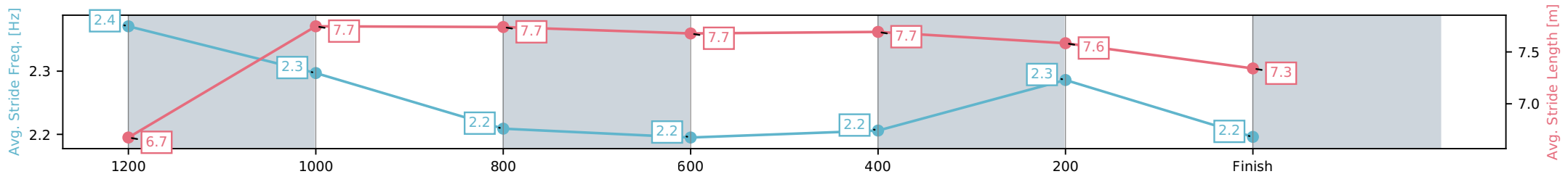
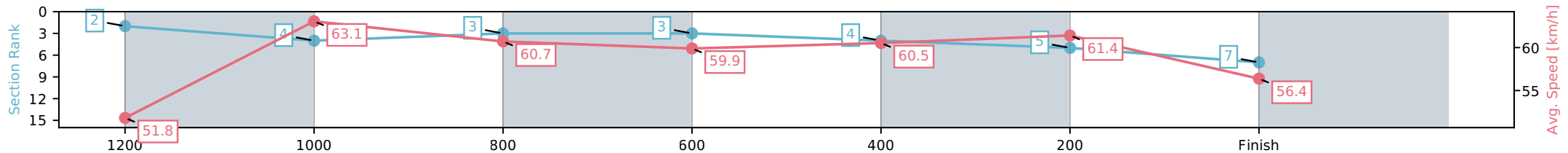
Race 8: Lever Law BM65 Handicap - 1400m

07 June 2026 - 4:33PM



Track Rating: Soft 5, Weather: Fine, Rail Position: +5m Entire Circuit

| Section | L1400 | L1200 | L1000 | L800 | L600 | L400 | L200 |
|------------------------|----------------------|--------------------------|--------------------------|--------------------------|--------------------------|--------------------------|--------------------------|
| Section Times | 1:25.71 (0:13.92) | 1:11.79 [2] (0:11.42) | 1:00.37 [4] (0:11.89) | 0:48.48 [3] (0:12.08) | 0:36.40 [3] (0:11.86) | 0:24.54 [4] (0:11.72) | 0:12.81 [5] (0:12.81) |
| Average Speed [km/h] | 51.8 | 63.1 | 60.7 | 59.9 | 60.5 | 61.4 | 56.4 |
| Top Speed [km/h] | 64.2 | 64.0 | 62.2 | 61.0 | 61.1 | 62.5 | 59.4 |
| Avg. Dist. to Rail [m] | 5.8 | 3.1 | 1.5 | 0.8 | 0.6 | 0.5 | 0.7 |
| Avg. Stride Freq. [Hz] | 2.4 | 2.3 | 2.2 | 2.2 | 2.2 | 2.3 | 2.2 |
| Avg. Stride Length [m] | 6.7 | 7.7 | 7.7 | 7.7 | 7.7 | 7.6 | 7.3 |



- [] Ranking at each section and finish
- :-:- No data available at this section
- NA No data available

| | |
|--------------------------------|------------------------|
| Horse/Jockey Name | Slipsain/Adin Thompson |
| Finish Rank | 9 |
| Fastest Section Time (Section) | 0:11.31 (400-200) |
| Top Speed [km/h] (Section) | 64.9 (400-200) |
| Race State | Finished |



Sunshine Coast QLD

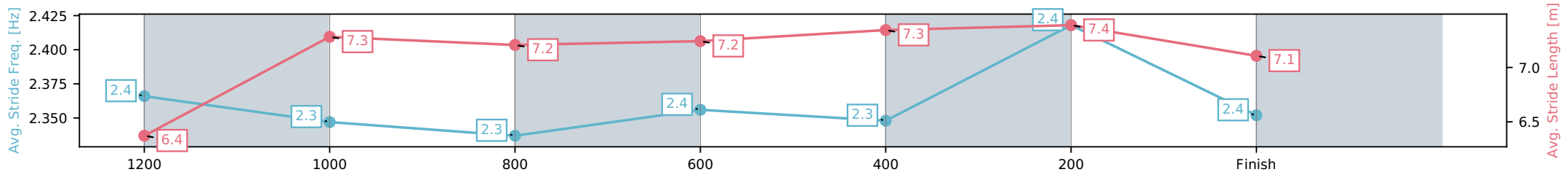
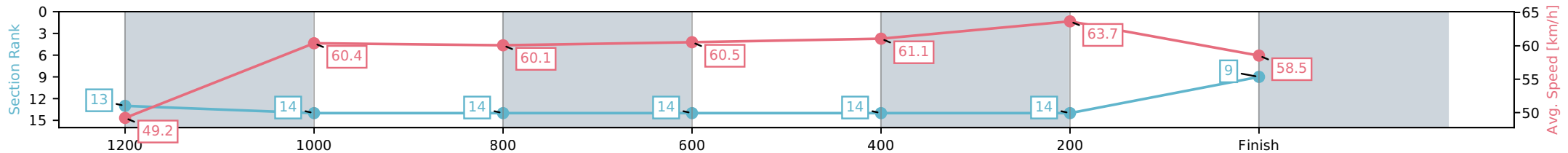
Race 8: Lever Law BM65 Handicap - 1400m

07 June 2026 - 4:33PM



Track Rating: Soft 5, Weather: Fine, Rail Position: +5m Entire Circuit

| Section | L1400 | L1200 | L1000 | L800 | L600 | L400 | L200 |
|------------------------|----------------------|---------------------------|---------------------------|---------------------------|---------------------------|---------------------------|---------------------------|
| Section Times | 1:25.77 (0:14.68) | 1:11.09 [13] (0:11.93) | 0:59.17 [14] (0:12.00) | 0:47.16 [14] (0:11.84) | 0:35.32 [14] (0:11.73) | 0:23.59 [14] (0:11.31) | 0:12.27 [14] (0:12.27) |
| Average Speed [km/h] | 49.2 | 60.4 | 60.1 | 60.5 | 61.1 | 63.7 | 58.5 |
| Top Speed [km/h] | 62.1 | 61.8 | 62.3 | 61.9 | 62.6 | 64.9 | 61.6 |
| Avg. Dist. to Rail [m] | 8.6 | 3.1 | 1.2 | 0.7 | 1.1 | 3.6 | 6.9 |
| Avg. Stride Freq. [Hz] | 2.4 | 2.3 | 2.3 | 2.4 | 2.3 | 2.4 | 2.4 |
| Avg. Stride Length [m] | 6.4 | 7.3 | 7.2 | 7.2 | 7.3 | 7.4 | 7.1 |



- [] Ranking at each section and finish
- :-:- No data available at this section
- NA No data available

| | |
|--------------------------------|------------------------------|
| Horse/Jockey Name | Bolshevic Road/Ashley Butler |
| Finish Rank | 10 |
| Fastest Section Time (Section) | 0:11.48 (400-200) |
| Top Speed [km/h] (Section) | 63.6 (400-200) |
| Race State | Finished |



Sunshine Coast QLD

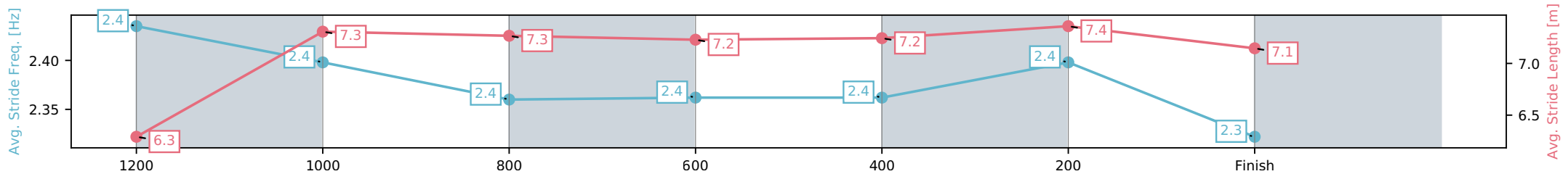
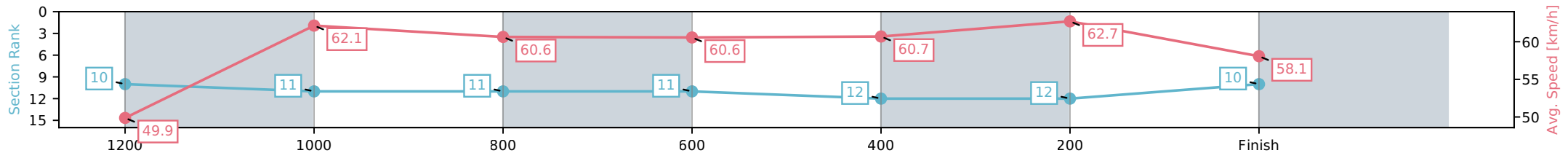
Race 8: Lever Law BM65 Handicap - 1400m

07 June 2026 - 4:33PM



Track Rating: Soft 5, Weather: Fine, Rail Position: +5m Entire Circuit

| Section | L1400 | L1200 | L1000 | L800 | L600 | L400 | L200 |
|------------------------|----------------------|---------------------------|---------------------------|---------------------------|---------------------------|---------------------------|---------------------------|
| Section Times | 1:25.78 (0:14.49) | 1:11.29 [10] (0:11.59) | 0:59.70 [11] (0:11.95) | 0:47.76 [11] (0:11.95) | 0:35.81 [11] (0:11.89) | 0:23.92 [12] (0:11.48) | 0:12.44 [12] (0:12.44) |
| Average Speed [km/h] | 49.9 | 62.1 | 60.6 | 60.6 | 60.7 | 62.7 | 58.1 |
| Top Speed [km/h] | 61.6 | 63.2 | 62.0 | 62.7 | 61.5 | 63.6 | 61.3 |
| Avg. Dist. to Rail [m] | 8.1 | 4.0 | 2.4 | 0.9 | 0.4 | 2.5 | 2.8 |
| Avg. Stride Freq. [Hz] | 2.4 | 2.4 | 2.4 | 2.4 | 2.4 | 2.4 | 2.3 |
| Avg. Stride Length [m] | 6.3 | 7.3 | 7.3 | 7.2 | 7.2 | 7.4 | 7.1 |



- [] Ranking at each section and finish
- :-:- No data available at this section
- NA No data available

| | |
|--------------------------------|------------------------------|
| Horse/Jockey Name | Prime Asset/Bella Youngberry |
| Finish Rank | 11 |
| Fastest Section Time (Section) | 0:11.46 (1200-1000) |
| Top Speed [km/h] (Section) | 64.0 (1200-1000) |
| Race State | Finished |



Sunshine Coast QLD

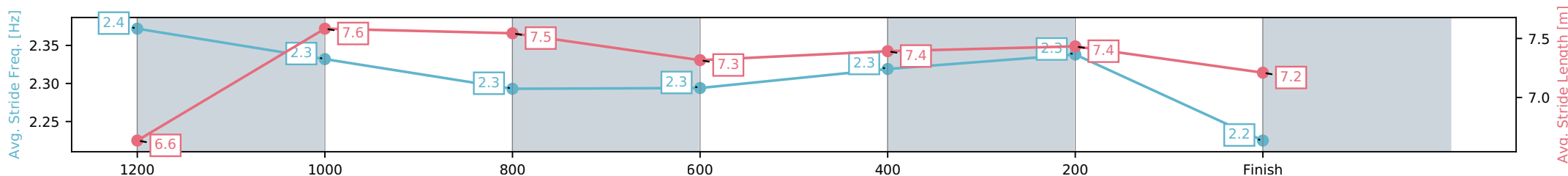
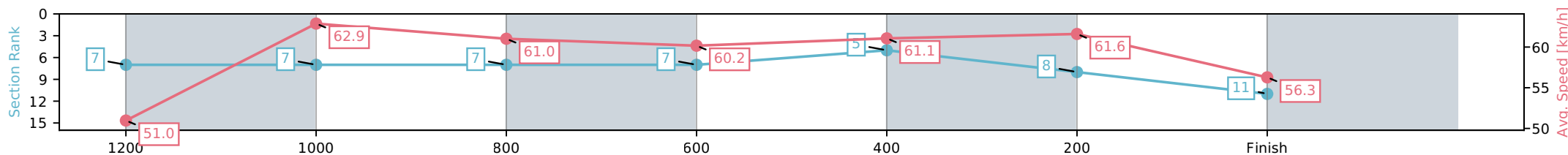
Race 8: Lever Law BM65 Handicap - 1400m

07 June 2026 - 4:33PM



Track Rating: Soft 5, Weather: Fine, Rail Position: +5m Entire Circuit

| Section | L1400 | L1200 | L1000 | L800 | L600 | L400 | L200 |
|------------------------|----------------------|--------------------------|--------------------------|--------------------------|--------------------------|--------------------------|--------------------------|
| Section Times | 1:25.94 (0:14.15) | 1:11.79 [7] (0:11.46) | 1:00.34 [7] (0:11.89) | 0:48.45 [7] (0:12.07) | 0:36.38 [7] (0:11.82) | 0:24.55 [5] (0:11.70) | 0:12.86 [8] (0:12.86) |
| Average Speed [km/h] | 51.0 | 62.9 | 61.0 | 60.2 | 61.1 | 61.6 | 56.3 |
| Top Speed [km/h] | 63.3 | 64.0 | 62.0 | 61.1 | 61.9 | 62.6 | 59.4 |
| Avg. Dist. to Rail [m] | 5.5 | 4.5 | 3.1 | 1.4 | 0.8 | 3.7 | 4.6 |
| Avg. Stride Freq. [Hz] | 2.4 | 2.3 | 2.3 | 2.3 | 2.3 | 2.3 | 2.2 |
| Avg. Stride Length [m] | 6.6 | 7.6 | 7.5 | 7.3 | 7.4 | 7.4 | 7.2 |



- [] Ranking at each section and finish
- :-:- No data available at this section
- NA No data available

| | |
|--------------------------------|-----------------------------|
| Horse/Jockey Name | Badda Boom Baby/Leah Martyn |
| Finish Rank | 12 |
| Fastest Section Time (Section) | 0:11.48 (1200-1000) |
| Top Speed [km/h] (Section) | 65.5 (1200-1000) |
| Race State | Finished |



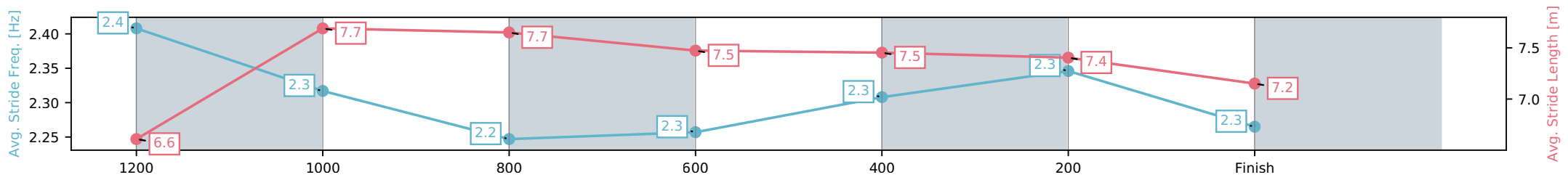
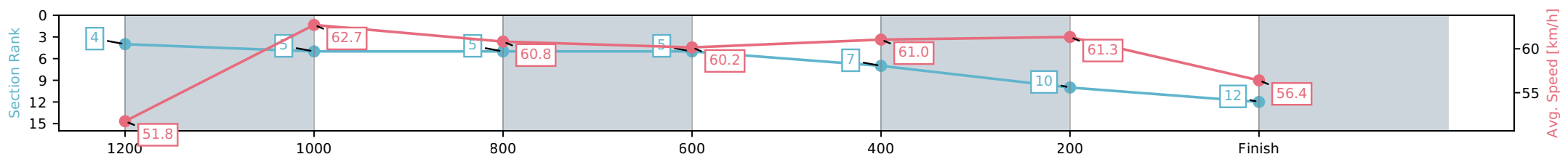
Sunshine Coast QLD
Race 8: Lever Law BM65 Handicap - 1400m



07 June 2026 - 4:33PM

Track Rating: Soft 5, Weather: Fine, Rail Position: +5m Entire Circuit

| Section | L1400 | L1200 | L1000 | L800 | L600 | L400 | L200 |
|------------------------|----------------------|--------------------------|--------------------------|--------------------------|--------------------------|--------------------------|---------------------------|
| Section Times | 1:25.97 (0:13.95) | 1:12.02 [4] (0:11.48) | 1:00.54 [5] (0:11.95) | 0:48.58 [5] (0:12.11) | 0:36.47 [5] (0:11.92) | 0:24.55 [7] (0:11.74) | 0:12.81 [10] (0:12.81) |
| Average Speed [km/h] | 51.8 | 62.7 | 60.8 | 60.2 | 61.0 | 61.3 | 56.4 |
| Top Speed [km/h] | 65.3 | 65.5 | 61.5 | 61.3 | 61.8 | 62.3 | 59.5 |
| Avg. Dist. to Rail [m] | 12.4 | 5.9 | 4.0 | 2.2 | 1.8 | 4.1 | 5.5 |
| Avg. Stride Freq. [Hz] | 2.4 | 2.3 | 2.2 | 2.3 | 2.3 | 2.3 | 2.3 |
| Avg. Stride Length [m] | 6.6 | 7.7 | 7.7 | 7.5 | 7.5 | 7.4 | 7.2 |



[] Ranking at each section and finish
 -:-:- No data available at this section
 NA No data available

| | |
|--------------------------------|--------------------------------|
| Horse/Jockey Name | Hazy Hill/Jag Guthmann-Chester |
| Finish Rank | 13 |
| Fastest Section Time (Section) | 0:11.50 (1200-1000) |
| Top Speed [km/h] (Section) | 64.4 (1000-800) |
| Race State | Finished |



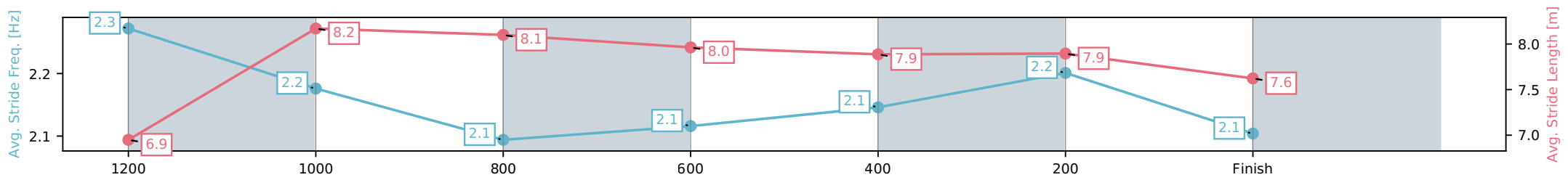
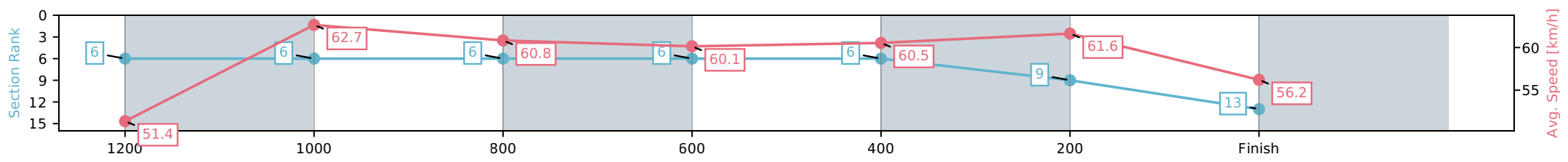
Sunshine Coast QLD
Race 8: Lever Law BM65 Handicap - 1400m



07 June 2026 - 4:33PM

Track Rating: Soft 5, Weather: Fine, Rail Position: +5m Entire Circuit

| Section | L1400 | L1200 | L1000 | L800 | L600 | L400 | L200 |
|------------------------|----------------------|--------------------------|--------------------------|--------------------------|--------------------------|--------------------------|--------------------------|
| Section Times | 1:25.98 (0:14.08) | 1:11.90 [6] (0:11.50) | 1:00.39 [6] (0:11.90) | 0:48.50 [6] (0:12.07) | 0:36.42 [6] (0:11.87) | 0:24.56 [6] (0:11.69) | 0:12.86 [9] (0:12.86) |
| Average Speed [km/h] | 51.4 | 62.7 | 60.8 | 60.1 | 60.5 | 61.6 | 56.2 |
| Top Speed [km/h] | 64.1 | 64.1 | 64.4 | 61.1 | 61.6 | 62.4 | 59.4 |
| Avg. Dist. to Rail [m] | 2.3 | 1.6 | 2.2 | 1.3 | 0.3 | 1.7 | 2.1 |
| Avg. Stride Freq. [Hz] | 2.3 | 2.2 | 2.1 | 2.1 | 2.1 | 2.2 | 2.1 |
| Avg. Stride Length [m] | 6.9 | 8.2 | 8.1 | 8.0 | 7.9 | 7.9 | 7.6 |



[] Ranking at each section and finish
 -:-:- No data available at this section
 NA No data available

| | |
|--------------------------------|-----------------------|
| Horse/Jockey Name | Law Marshal/Default 5 |
| Finish Rank | 14 |
| Fastest Section Time (Section) | 0:11.56 (400-200) |
| Top Speed [km/h] (Section) | 63.4 (400-200) |
| Race State | Finished |



Sunshine Coast QLD

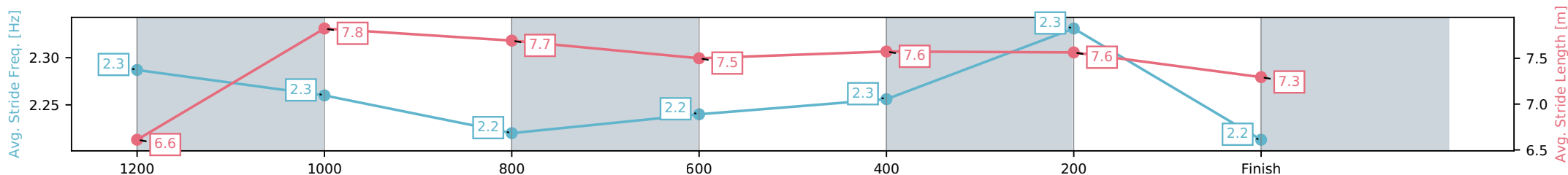
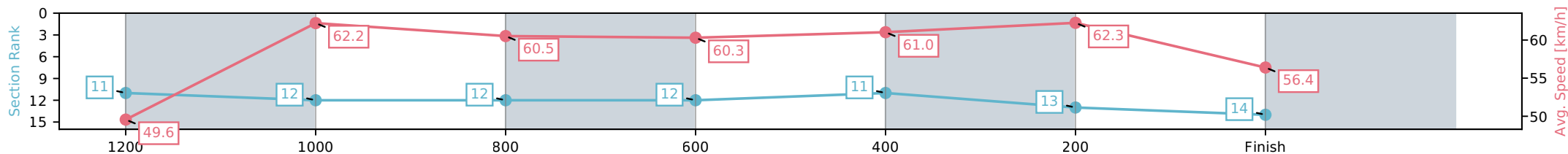
Race 8: Lever Law BM65 Handicap - 1400m

07 June 2026 - 4:33PM



Track Rating: Soft 5, Weather: Fine, Rail Position: +5m Entire Circuit

| Section | L1400 | L1200 | L1000 | L800 | L600 | L400 | L200 |
|------------------------|----------------------|---------------------------|---------------------------|---------------------------|---------------------------|---------------------------|---------------------------|
| Section Times | 1:26.23 (0:14.55) | 1:11.68 [11] (0:11.56) | 1:00.12 [12] (0:12.00) | 0:48.12 [12] (0:11.99) | 0:36.14 [12] (0:11.74) | 0:24.39 [11] (0:11.56) | 0:12.84 [13] (0:12.84) |
| Average Speed [km/h] | 49.6 | 62.2 | 60.5 | 60.3 | 61.0 | 62.3 | 56.4 |
| Top Speed [km/h] | 62.3 | 62.7 | 61.5 | 61.7 | 62.2 | 63.4 | 59.9 |
| Avg. Dist. to Rail [m] | 4.3 | 2.8 | 2.3 | 0.7 | 0.7 | 0.9 | 0.7 |
| Avg. Stride Freq. [Hz] | 2.3 | 2.3 | 2.2 | 2.2 | 2.3 | 2.3 | 2.2 |
| Avg. Stride Length [m] | 6.6 | 7.8 | 7.7 | 7.5 | 7.6 | 7.6 | 7.3 |



- [] Ranking at each section and finish
- :-:- No data available at this section
- NA No data available