



# Mackay QLD

Race 1: SKY RACING QTIS Three-Year-Old Maiden Handicap - 1100m

11 June 2026 - 12:30PM

Track Rating: Good 4, Weather: Overcast, Rail Position: True Entire Circuit



MACKAY TURF CLUB

Ooralea Racecourse

Field Times (Race Tempo)      1:04.76 (0:08.11)    0:56.65 (0:11.01)    0:45.64 (0:11.41)    0:34.23 (0:11.64)    0:22.59 (0:11.44)    0:11.15 (0:11.15)

Rank	TAB#	Horse	Overall Time	First 400m	Top Speed km/h (Section)	L1100	L1000	L800	L600	L400	L200		
	(BAR#)	Jockey	Margin (DT-W)	Last 600m	Fastest Section (Time)	Start - 1000	1000 - 800	800 - 600	600 - 400	400 - 200	200 - Finish		
1	4	Bonewood	1:04.76	0:24.99	67.2 (400-200)	1:04.76	0:56.41 [5]	0:45.37 [5]	0:33.89 [4]	0:22.18 [3]	0:11.12 [2]		
	(5)	Nikki Olzard		0:33.88	1000-800 (0:11.04)	(0:08.35)	(0:11.04)	(0:11.49)	(0:11.70)	(0:11.06)	(0:11.12)		
2	2	Aye Vee Aitch	1:05.37	0:25.22	67.1 (1000-800)	1:05.37	0:56.82 [7]	0:45.75 [7]	0:34.36 [6]	0:22.52 [7]	0:11.36 [6]		
	(7)	Ryan Wiggins	3.6L (-1)	0:34.36	1000-800 (0:11.06)	(0:08.56)	(0:11.06)	(0:11.39)	(0:11.84)	(0:11.16)	(0:11.36)		
3	7	Lilsisterdon'tcha	1:05.44	0:24.86	67.4 (1000-800)	1:05.44	0:57.33 [1]	0:46.28 [2]	0:34.71 [2]	0:22.94 [2]	0:11.67 [3]		
	(8)	Sean Cormack	4.0L (-1)	0:34.71	1000-800 (0:11.05)	(0:08.11)	(0:11.05)	(0:11.57)	(0:11.77)	(0:11.27)	(0:11.67)		
4	5	Musee Du Louvre	1:05.50	0:24.78	67.7 (1000-800)	1:05.50	0:57.34 [3]	0:46.38 [1]	0:34.97 [1]	0:23.33 [1]	0:11.89 [1]		
	(4)	Amy Graham	4.4L (+8)	0:34.97	1000-800 (0:10.96)	(0:08.16)	(0:10.96)	(0:11.41)	(0:11.64)	(0:11.44)	(0:11.89)		
5	6	Morundah	1:05.85	0:25.01	65.3 (1000-800)	1:05.85	0:57.67 [4]	0:46.48 [4]	0:34.95 [5]	0:23.20 [4]	0:11.85 [4]		
	(1)	Tom Orr	6.5L (-3)	0:34.95	1000-800 (0:11.20)	(0:08.18)	(0:11.20)	(0:11.52)	(0:11.76)	(0:11.34)	(0:11.85)		
6	3	Red Rocks Beach	1:05.90	0:25.15	66.3 (1000-800)	1:05.90	0:57.53 [6]	0:46.40 [6]	0:34.86 [7]	0:23.19 [5]	0:11.89 [5]		
	(3)	Paul Hamblin	6.7L (-2)	0:34.87	1000-800 (0:11.12)	(0:08.37)	(0:11.12)	(0:11.54)	(0:11.68)	(0:11.30)	(0:11.89)		
7	9	Fillydelphia Miss	1:06.13	0:25.29	66.7 (1000-800)	1:06.13	0:57.48 [8]	0:46.38 [8]	0:34.95 [8]	0:23.03 [8]	0:11.69 [7]		
	(6)	Adam Sewell	8.1L (+2)	0:34.95	1000-800 (0:11.10)	(0:08.65)	(0:11.10)	(0:11.43)	(0:11.92)	(0:11.34)	(0:11.69)		
8	8	Betty Boom	1:07.41	0:24.84	66.7 (1000-800)	1:07.41	0:59.29 [2]	0:48.22 [3]	0:36.60 [3]	0:24.69 [6]	0:12.78 [8]		
	(2)	Emma Simsir	15.6L (+1)	0:36.60	1000-800 (0:11.07)	(0:08.12)	(0:11.07)	(0:11.62)	(0:11.91)	(0:11.91)	(0:12.78)		

Scratched: Viking Sun (#1)

Report Created: Thu 11 June 2026

(Note: Races are conducted over an approximate distance as close as possible to the advertised distance, and recorded data may vary accordingly. Official times refer to race times only and do not include handicap times.)

[ ] Position in running at each section and finish    TAB# Saddle cloth number

Fastest split

-:-:- No data available at this section

BAR# Barrier/Gate Position

Fastest section

NA No data available

DNF Did not finish

DNT Did not track

DT-W Distance travelled compared to winner in metres

data processed by TRIPLES DATA

Horse/Jockey Name	Bonewood/Nikki Olzard
Finish Rank	1
Fastest Section Time (Section)	0:11.04 (1000-800)
Top Speed [km/h] (Section)	67.2 (400-200)
Race State	Finished



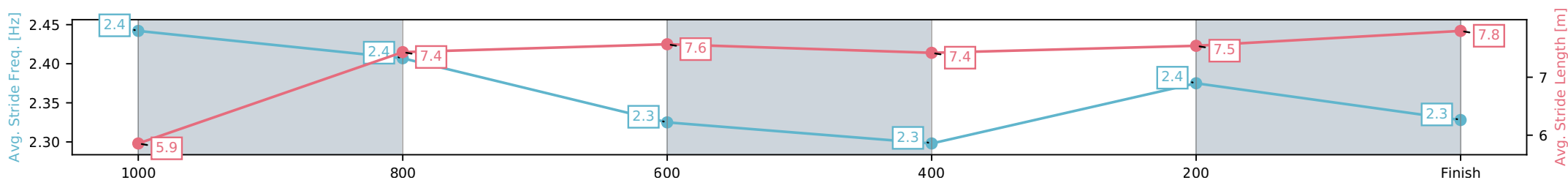
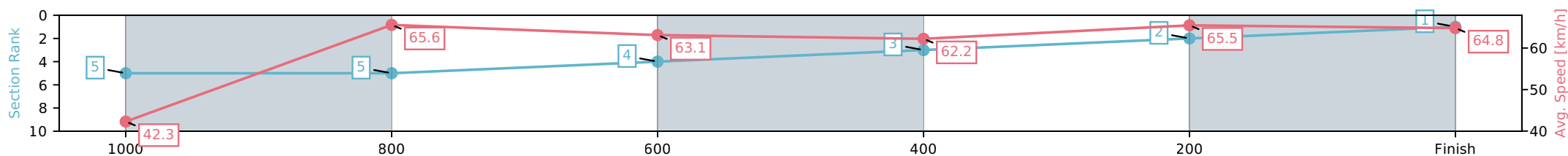
Mackay QLD --Professional-2026-06-11  
 Race 1: SKY RACING QTIS Three-Year-Old Maiden Handicap - 1100m

11 June 2026 - 12:30PM

Track Rating: Good 4, Weather: Overcast, Rail Position: True Entire Circuit



Section	L1100	L1000	L800	L600	L400	L200
Section Times	1:04.76 (0:08.35)	0:56.41 [5] (0:11.04)	0:45.37 [5] (0:11.49)	0:33.89 [4] (0:11.70)	0:22.18 [3] (0:11.06)	0:11.12 [2] (0:11.12)
Average Speed [km/h]	42.3	65.6	63.1	62.2	65.5	64.8
Top Speed [km/h]	60.6	66.5	66.1	63.1	67.2	67.1
Avg. Dist. to Rail [m]	4.9	1.8	2.1	1.6	3.8	4.6
Avg. Stride Freq. [Hz]	2.4	2.4	2.3	2.3	2.4	2.3
Avg. Stride Length [m]	5.9	7.4	7.6	7.4	7.5	7.8



- [ ] Ranking at each section and finish
- :-:- No data available at this section
- NA No data available

Horse/Jockey Name	Aye Vee Aitch/Ryan Wiggins
Finish Rank	2
Fastest Section Time (Section)	0:11.06 (1000-800)
Top Speed [km/h] (Section)	67.1 (1000-800)
Race State	Finished



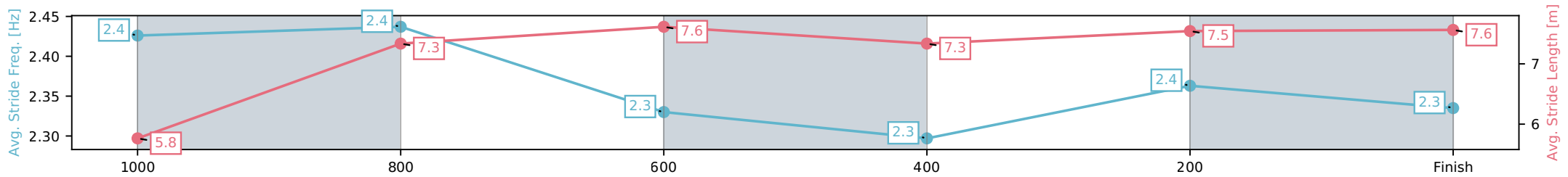
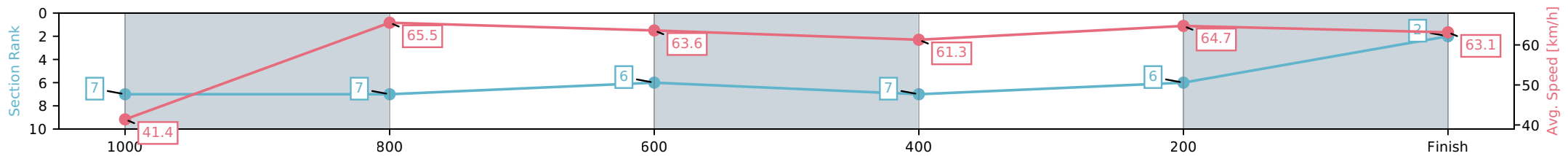
Mackay QLD --Professional-2026-06-11  
 Race 1: SKY RACING QTIS Three-Year-Old Maiden Handicap - 1100m

11 June 2026 - 12:30PM

Track Rating: Good 4, Weather: Overcast, Rail Position: True Entire Circuit



Section	L1100	L1000	L800	L600	L400	L200
Section Times	1:05.37 (0:08.56)	0:56.82 [7] (0:11.06)	0:45.75 [7] (0:11.39)	0:34.36 [6] (0:11.84)	0:22.52 [7] (0:11.16)	0:11.36 [6] (0:11.36)
Average Speed [km/h]	41.4	65.5	63.6	61.3	64.7	63.1
Top Speed [km/h]	61.4	67.1	65.2	62.8	66.5	65.5
Avg. Dist. to Rail [m]	6.6	2.5	1.9	1.1	2.9	4.4
Avg. Stride Freq. [Hz]	2.4	2.4	2.3	2.3	2.4	2.3
Avg. Stride Length [m]	5.8	7.3	7.6	7.3	7.5	7.6



- [ ] Ranking at each section and finish
- :-:- No data available at this section
- NA No data available

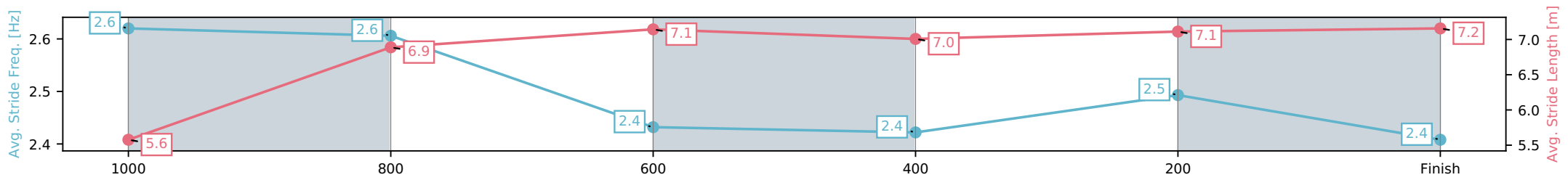
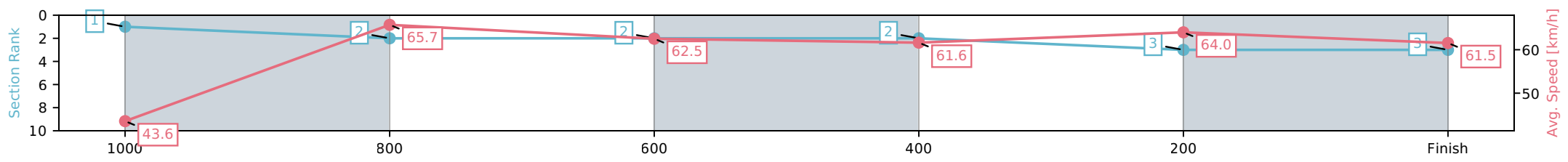
Horse/Jockey Name	Lilsisterdon'tcha/Sean Cormack
Finish Rank	3
Fastest Section Time (Section)	0:11.05 (1000-800)
Top Speed [km/h] (Section)	67.4 (1000-800)
Race State	Finished



Mackay QLD --Professional-2026-06-11  
 Race 1: SKY RACING QTIS Three-Year-Old Maiden Handicap - 1100m  
 11 June 2026 - 12:30PM  
 Track Rating: Good 4, Weather: Overcast, Rail Position: True Entire Circuit



Section	L1100	L1000	L800	L600	L400	L200
Section Times	1:05.44 (0:08.11)	0:57.33 [1] (0:11.05)	0:46.28 [2] (0:11.57)	0:34.71 [2] (0:11.77)	0:22.94 [2] (0:11.27)	0:11.67 [3] (0:11.67)
Average Speed [km/h]	43.6	65.7	62.5	61.6	64.0	61.5
Top Speed [km/h]	60.8	67.4	63.7	62.7	65.1	63.6
Avg. Dist. to Rail [m]	6.9	2.9	1.7	1.0	1.7	3.2
Avg. Stride Freq. [Hz]	2.6	2.6	2.4	2.4	2.5	2.4
Avg. Stride Length [m]	5.6	6.9	7.1	7.0	7.1	7.2



[ ] Ranking at each section and finish  
 -.-.- No data available at this section  
 NA No data available

Horse/Jockey Name	Musee Du Louvre/Amy Graham
Finish Rank	4
Fastest Section Time (Section)	0:10.96 (1000-800)
Top Speed [km/h] (Section)	67.7 (1000-800)
Race State	Finished



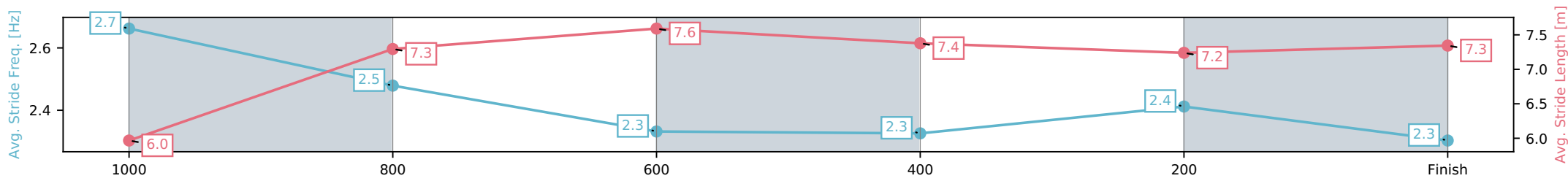
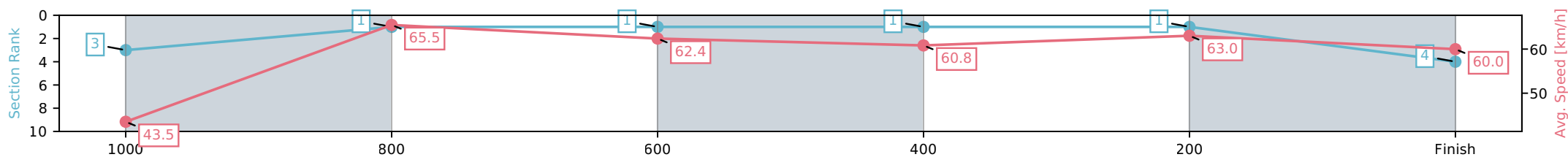
Mackay QLD --Professional-2026-06-11  
 Race 1: SKY RACING QTIS Three-Year-Old Maiden Handicap - 1100m

11 June 2026 - 12:30PM

Track Rating: Good 4, Weather: Overcast, Rail Position: True Entire Circuit



Section	L1100	L1000	L800	L600	L400	L200
Section Times	1:05.50 (0:08.16)	0:57.34 [3] (0:10.96)	0:46.38 [1] (0:11.41)	0:34.97 [1] (0:11.64)	0:23.33 [1] (0:11.44)	0:11.89 [1] (0:11.89)
Average Speed [km/h]	43.5	65.5	62.4	60.8	63.0	60.0
Top Speed [km/h]	63.2	67.7	65.1	62.7	64.0	63.5
Avg. Dist. to Rail [m]	3.4	1.7	3.4	2.0	1.0	0.9
Avg. Stride Freq. [Hz]	2.7	2.5	2.3	2.3	2.4	2.3
Avg. Stride Length [m]	6.0	7.3	7.6	7.4	7.2	7.3



[ ] Ranking at each section and finish  
 -:-:- No data available at this section  
 NA No data available

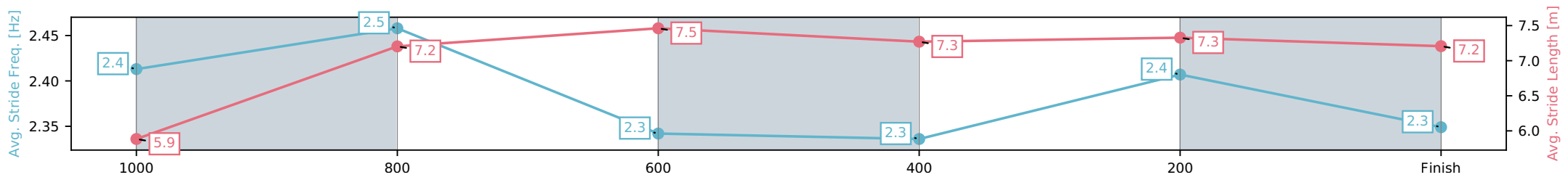
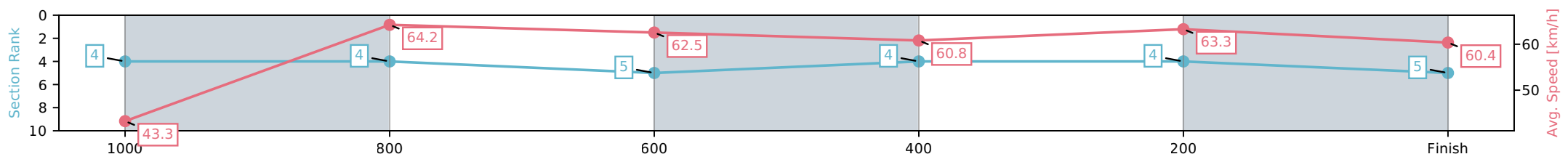
Horse/Jockey Name	Morundah/Tom Orr
Finish Rank	5
Fastest Section Time (Section)	0:11.20 (1000-800)
Top Speed [km/h] (Section)	65.3 (1000-800)
Race State	Finished



Mackay QLD --Professional-2026-06-11  
 Race 1: SKY RACING QTIS Three-Year-Old Maiden Handicap - 1100m  
 11 June 2026 - 12:30PM  
 Track Rating: Good 4, Weather: Overcast, Rail Position: True Entire Circuit



Section	L1100	L1000	L800	L600	L400	L200
Section Times	1:05.85 (0:08.18)	0:57.67 [4] (0:11.20)	0:46.48 [4] (0:11.52)	0:34.95 [5] (0:11.76)	0:23.20 [4] (0:11.34)	0:11.85 [4] (0:11.85)
Average Speed [km/h]	43.3	64.2	62.5	60.8	63.3	60.4
Top Speed [km/h]	60.8	65.3	65.3	62.4	64.5	62.6
Avg. Dist. to Rail [m]	0.5	0.5	0.8	0.9	0.8	0.8
Avg. Stride Freq. [Hz]	2.4	2.5	2.3	2.3	2.4	2.3
Avg. Stride Length [m]	5.9	7.2	7.5	7.3	7.3	7.2



[ ] Ranking at each section and finish  
 -:-:- No data available at this section  
 NA No data available

Horse/Jockey Name	Red Rocks Beach/Paul Hamblin
Finish Rank	6
Fastest Section Time (Section)	0:11.12 (1000-800)
Top Speed [km/h] (Section)	66.3 (1000-800)
Race State	Finished



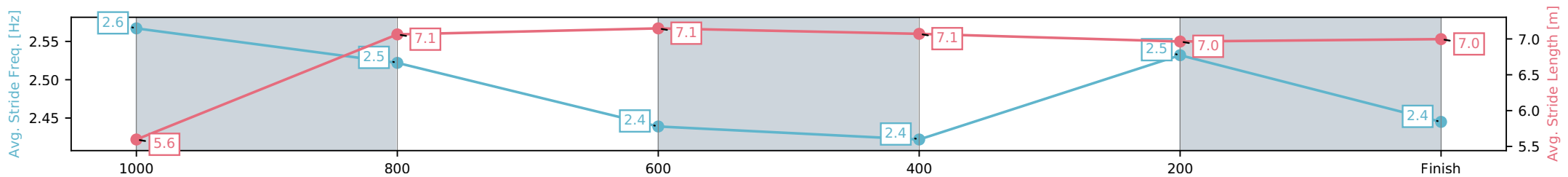
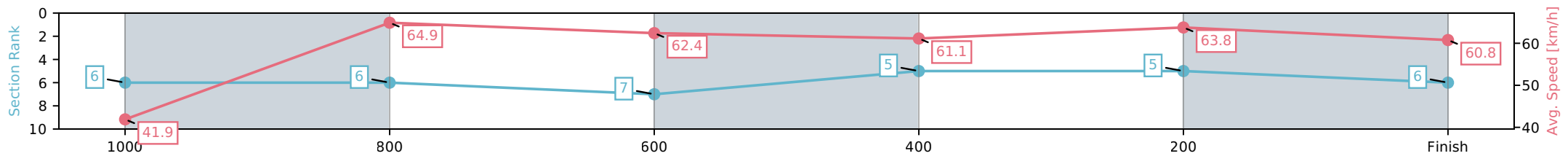
Mackay QLD --Professional-2026-06-11  
 Race 1: SKY RACING QTIS Three-Year-Old Maiden Handicap - 1100m

11 June 2026 - 12:30PM

Track Rating: Good 4, Weather: Overcast, Rail Position: True Entire Circuit



Section	L1100	L1000	L800	L600	L400	L200
Section Times	1:05.90 (0:08.37)	0:57.53 [6] (0:11.12)	0:46.40 [6] (0:11.54)	0:34.86 [7] (0:11.68)	0:23.19 [5] (0:11.30)	0:11.89 [5] (0:11.89)
Average Speed [km/h]	41.9	64.9	62.4	61.1	63.8	60.8
Top Speed [km/h]	60.9	66.3	65.0	62.3	65.0	65.4
Avg. Dist. to Rail [m]	3.6	1.1	0.7	1.1	2.2	2.5
Avg. Stride Freq. [Hz]	2.6	2.5	2.4	2.4	2.5	2.4
Avg. Stride Length [m]	5.6	7.1	7.1	7.1	7.0	7.0



- [ ] Ranking at each section and finish
- :-:- No data available at this section
- NA No data available

Horse/Jockey Name	Fillydelphia Miss/Adam Sewell
Finish Rank	7
Fastest Section Time (Section)	0:11.10 (1000-800)
Top Speed [km/h] (Section)	66.7 (1000-800)
Race State	Finished



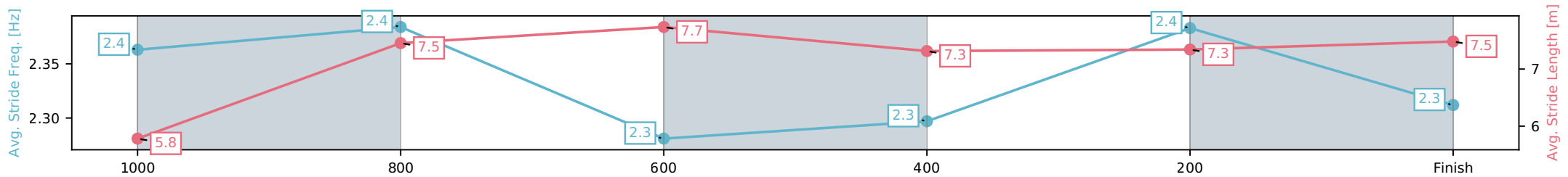
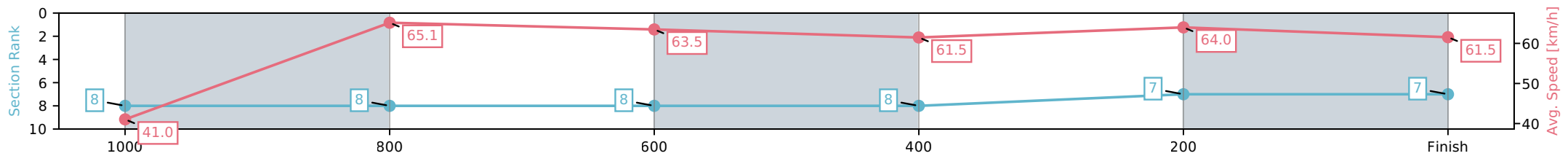
Mackay QLD --Professional-2026-06-11  
 Race 1: SKY RACING QTIS Three-Year-Old Maiden Handicap - 1100m

11 June 2026 - 12:30PM

Track Rating: Good 4, Weather: Overcast, Rail Position: True Entire Circuit



Section	L1100	L1000	L800	L600	L400	L200
Section Times	1:06.13 (0:08.65)	0:57.48 [8] (0:11.10)	0:46.38 [8] (0:11.43)	0:34.95 [8] (0:11.92)	0:23.03 [8] (0:11.34)	0:11.69 [7] (0:11.69)
Average Speed [km/h]	41.0	65.1	63.5	61.5	64.0	61.5
Top Speed [km/h]	59.6	66.7	65.9	62.5	65.1	63.9
Avg. Dist. to Rail [m]	5.5	1.5	2.3	2.2	5.0	5.8
Avg. Stride Freq. [Hz]	2.4	2.4	2.3	2.3	2.4	2.3
Avg. Stride Length [m]	5.8	7.5	7.7	7.3	7.3	7.5



- [ ] Ranking at each section and finish
- :-:- No data available at this section
- NA No data available

Horse/Jockey Name	Betty Boom/Emma Simsir
Finish Rank	8
Fastest Section Time (Section)	0:11.07 (1000-800)
Top Speed [km/h] (Section)	66.7 (1000-800)
Race State	Finished



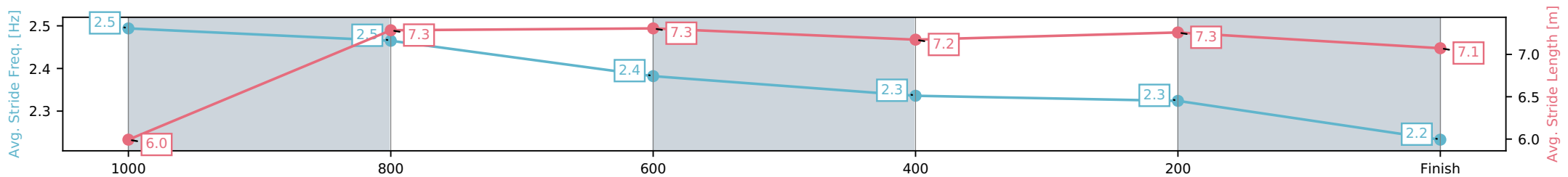
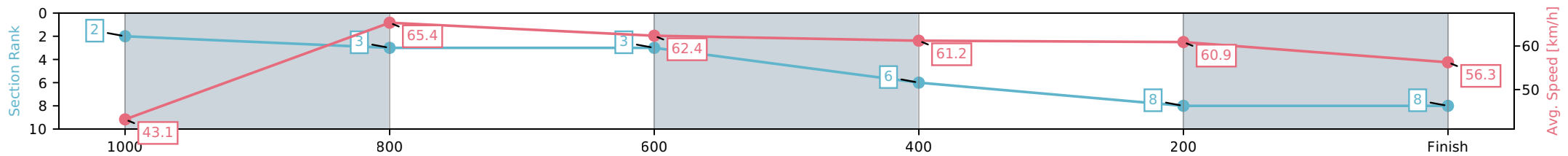
Mackay QLD --Professional-2026-06-11  
 Race 1: SKY RACING QTIS Three-Year-Old Maiden Handicap - 1100m

11 June 2026 - 12:30PM

Track Rating: Good 4, Weather: Overcast, Rail Position: True Entire Circuit



Section	L1100	L1000	L800	L600	L400	L200
Section Times	1:07.41 (0:08.12)	0:59.29 [2] (0:11.07)	0:48.22 [3] (0:11.62)	0:36.60 [3] (0:11.91)	0:24.69 [6] (0:11.91)	0:12.78 [8] (0:12.78)
Average Speed [km/h]	43.1	65.4	62.4	61.2	60.9	56.3
Top Speed [km/h]	62.7	66.7	65.6	62.0	62.1	59.5
Avg. Dist. to Rail [m]	2.5	1.6	1.7	1.7	5.1	7.0
Avg. Stride Freq. [Hz]	2.5	2.5	2.4	2.3	2.3	2.2
Avg. Stride Length [m]	6.0	7.3	7.3	7.2	7.3	7.1



- [ ] Ranking at each section and finish
- :-:- No data available at this section
- NA No data available



# Mackay QLD

Race 2: LADBROKES HOSTED POTS Maiden Handicap (QTIS bonuses applicable 2&3YO's only) - 1300m

11 June 2026 - 1:06PM



MACKAY TURF CLUB

Ooralea Racecourse

Track Rating: Good 4, Weather: Overcast, Rail Position: True Entire Circuit

Field Times (Race Tempo)      1:18.18    1:10.14    0:59.54    0:48.42    0:36.83    0:24.95    0:12.84  
 (0:08.04)    (0:10.60)    (0:11.12)    (0:11.59)    (0:11.88)    (0:12.11)    (0:12.84)

Rank	TAB#	Horse	Overall Time	First 400m	Top Speed km/h (Section)	L1300	L1200	L1000	L800	L600	L400	L200	
	(BAR#)	Jockey	Margin (DT-W)	Last 600m	Fastest Section (Time)	Start - 1200	1200 - 1000	1000 - 800	800 - 600	600 - 400	400 - 200	200 - Finish	
1	12	Soydecafflatte	1:18.18	0:25.05	68.8 (1200-1000)	1:18.18	1:09.77 [9]	0:58.75 [10]	0:47.39 [8]	0:35.65 [7]	0:23.69 [7]	0:12.00 [5]	
	(9)	Georgina Cartwright		0:35.65	1200-1000 (0:11.02)	(0:08.41)	(0:11.02)	(0:11.36)	(0:11.74)	(0:11.96)	(0:11.69)	(0:12.00)	
2	10	Willow Capri	1:18.21	0:24.96	67.7 (1200-1000)	1:18.21	1:09.70 [10]	0:58.80 [8]	0:47.50 [7]	0:35.81 [6]	0:23.81 [6]	0:12.10 [4]	
	(4)	Sean Cormack	0.2L (+2)	0:35.81	1200-1000 (0:10.90)	(0:08.51)	(0:10.90)	(0:11.30)	(0:11.68)	(0:12.00)	(0:11.71)	(0:12.10)	
3	2	Atomic Time	1:18.26	0:24.11	70.8 (1200-1000)	1:18.26	1:10.22 [1]	0:59.62 [1]	0:48.50 [1]	0:36.91 [1]	0:25.03 [1]	0:12.92 [1]	
	(10)	Ryan Wiggins	0.5L (+5)	0:36.91	1200-1000 (0:10.60)	(0:08.04)	(0:10.60)	(0:11.12)	(0:11.59)	(0:11.88)	(0:12.11)	(0:12.92)	
4	1	Agnar	1:18.29	0:24.79	70.9 (1200-1000)	1:18.29	1:10.01 [8]	0:59.20 [5]	0:47.78 [5]	0:36.13 [5]	0:24.25 [3]	0:12.28 [3]	
	(6)	Amie Meissner	0.6L (+3)	0:36.13	1200-1000 (0:10.82)	(0:08.28)	(0:10.82)	(0:11.41)	(0:11.65)	(0:11.88)	(0:11.97)	(0:12.28)	
5	13	Volare	1:18.44	0:24.51	68.5 (1200-1000)	1:18.44	1:10.20 [7]	0:59.42 [3]	0:48.25 [2]	0:36.49 [2]	0:24.53 [2]	0:12.46 [2]	
	(3)	Masayuki Abe	1.5L (+0)	0:36.50	1200-1000 (0:10.77)	(0:08.24)	(0:10.77)	(0:11.17)	(0:11.76)	(0:11.97)	(0:12.07)	(0:12.46)	
6	3	Alvin	1:18.50	0:25.19	65.7 (1200-1000)	1:18.50	1:10.30 [6]	0:59.08 [9]	0:47.47 [10]	0:35.65 [10]	0:23.79 [9]	0:12.13 [7]	
	(7)	Chelsea Jokic	1.9L (+7)	0:35.65	1200-1000 (0:11.22)	(0:08.20)	(0:11.22)	(0:11.62)	(0:11.82)	(0:11.86)	(0:11.66)	(0:12.13)	
7	11	John's Road	1:18.76	0:24.66	67.9 (1200-1000)	1:18.76	1:10.58 [4]	0:59.70 [4]	0:48.43 [4]	0:36.75 [4]	0:24.58 [5]	0:12.56 [6]	
	(1)	Nathan Thomas	3.4L (-2)	0:36.76	1200-1000 (0:10.88)	(0:08.18)	(0:10.88)	(0:11.27)	(0:11.68)	(0:12.17)	(0:12.03)	(0:12.56)	
8	8	Doubtful Angel	1:18.76	0:24.99	67.0 (1200-1000)	1:18.76	1:10.58 [3]	0:59.54 [6]	0:47.90 [9]	0:36.10 [9]	0:24.10 [8]	0:12.31 [8]	
	(5)	Tahlia Fenlon	3.4L (+3)	0:36.10	1200-1000 (0:11.04)	(0:08.18)	(0:11.04)	(0:11.64)	(0:11.80)	(0:12.01)	(0:11.78)	(0:12.31)	
9	9	Powered Right Up	1:19.78	0:24.86	67.0 (1200-1000)	1:19.78	1:11.60 [5]	1:00.55 [7]	0:49.16 [6]	0:37.22 [8]	0:25.06 [10]	0:12.79 [10]	
	(2)	Tom Orr	9.4L (-2)	0:37.21	1200-1000 (0:11.05)	(0:08.18)	(0:11.05)	(0:11.39)	(0:11.94)	(0:12.15)	(0:12.27)	(0:12.79)	
10	7	Agile Annie	1:21.11	0:24.51	68.9 (1200-1000)	1:21.11	1:13.00 [2]	1:02.25 [2]	0:50.88 [3]	0:39.16 [3]	0:27.04 [4]	0:14.36 [9]	
	(8)	Tasha Chambers	17.2L (+1)	0:39.16	1200-1000 (0:10.74)	(0:08.12)	(0:10.74)	(0:11.37)	(0:11.73)	(0:12.12)	(0:12.68)	(0:14.36)	

Scratched: Watchfulwilderness (#4), Belvedere Miss (#5), Gem Maker (#6)

Report Created: Thu 11 June 2026

(Note: Races are conducted over an approximate distance as close as possible to the advertised distance, and recorded data may vary accordingly. Official times refer to race times only and do not include handicap times.)

[ ] Position in running at each section and finish    TAB# Saddle cloth number  
 -:-:- No data available at this section    BAR# Barrier/Gate Position  
 NA No data available    DNF Did not finish  
 DNT Did not track    DT-W Distance travelled compared to winner in metres

Fastest split  
 Fastest section

data processed by TRIPLESDATA

Horse/Jockey Name	Soydecafflatte/Georgina Cartwright
Finish Rank	1
Fastest Section Time (Section)	0:11.02 (1200-1000)
Top Speed [km/h] (Section)	68.8 (1200-1000)
Race State	Finished



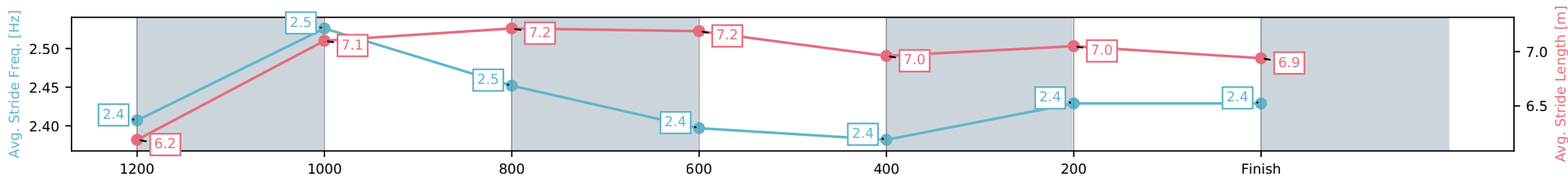
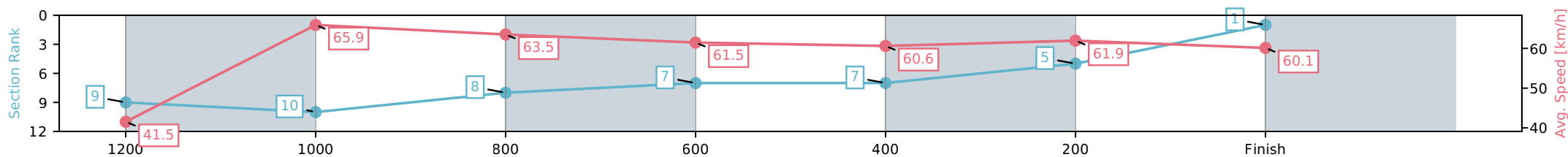
Mackay QLD --Professional-2026-06-11  
 Race 2: LADBROKES HOSTED POTS Maiden Handicap (QTIS bonuses applicable 2&3YO's only) - 1300m

11 June 2026 - 1:06PM

Track Rating: Good 4, Weather: Overcast, Rail Position: True Entire Circuit



Section	L1300	L1200	L1000	L800	L600	L400	L200
Section Times	1:18.18 (0:08.41)	1:09.77 [9] (0:11.02)	0:58.75 [10] (0:11.36)	0:47.39 [8] (0:11.74)	0:35.65 [7] (0:11.96)	0:23.69 [7] (0:11.69)	0:12.00 [5] (0:12.00)
Average Speed [km/h]	41.5	65.9	63.5	61.5	60.6	61.9	60.1
Top Speed [km/h]	59.3	68.8	65.7	62.5	63.0	62.9	62.6
Avg. Dist. to Rail [m]	12.8	4.1	0.8	0.8	1.0	3.3	2.7
Avg. Stride Freq. [Hz]	2.4	2.5	2.5	2.4	2.4	2.4	2.4
Avg. Stride Length [m]	6.2	7.1	7.2	7.2	7.0	7.0	6.9



- [ ] Ranking at each section and finish
- :-:- No data available at this section
- NA No data available

Horse/Jockey Name	Willow Capri/Sean Cormack
Finish Rank	2
Fastest Section Time (Section)	0:10.90 (1200-1000)
Top Speed [km/h] (Section)	67.7 (1200-1000)
Race State	Finished



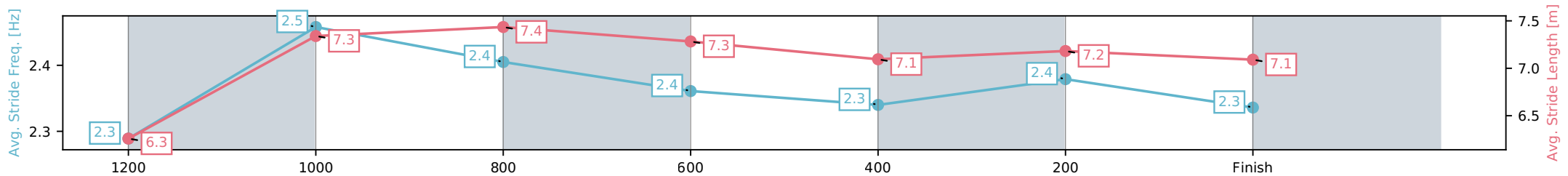
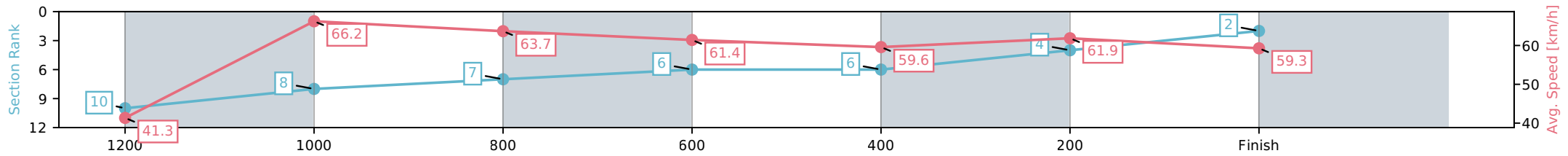
Mackay QLD --Professional-2026-06-11  
 Race 2: LADBROKES HOSTED POTS Maiden Handicap (QTIS bonuses applicable 2&3YO's only) - 1300m



11 June 2026 - 1:06PM

Track Rating: Good 4, Weather: Overcast, Rail Position: True Entire Circuit

Section	L1300	L1200	L1000	L800	L600	L400	L200
Section Times	1:18.21 (0:08.51)	1:09.70 [10] (0:10.90)	0:58.80 [8] (0:11.30)	0:47.50 [7] (0:11.68)	0:35.81 [6] (0:12.00)	0:23.81 [6] (0:11.71)	0:12.10 [4] (0:12.10)
Average Speed [km/h]	41.3	66.2	63.7	61.4	59.6	61.9	59.3
Top Speed [km/h]	60.2	67.7	66.6	64.5	61.4	63.9	62.9
Avg. Dist. to Rail [m]	8.2	1.4	0.3	0.8	1.1	3.4	5.6
Avg. Stride Freq. [Hz]	2.3	2.5	2.4	2.4	2.3	2.4	2.3
Avg. Stride Length [m]	6.3	7.3	7.4	7.3	7.1	7.2	7.1



- [ ] Ranking at each section and finish
- :-:- No data available at this section
- NA No data available

Horse/Jockey Name	Atomic Time/Ryan Wiggins
Finish Rank	3
Fastest Section Time (Section)	0:10.60 (1200-1000)
Top Speed [km/h] (Section)	70.8 (1200-1000)
Race State	Finished



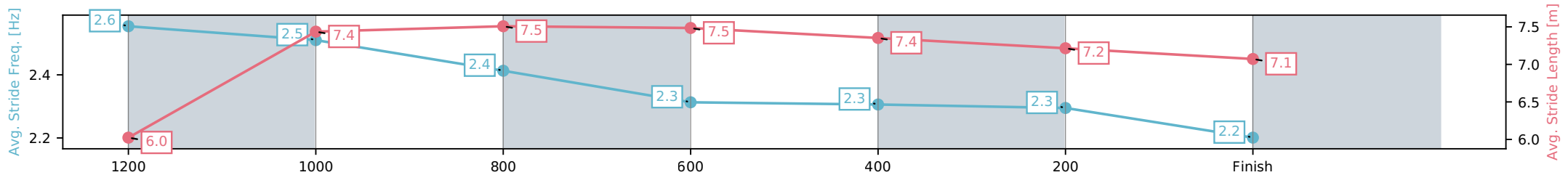
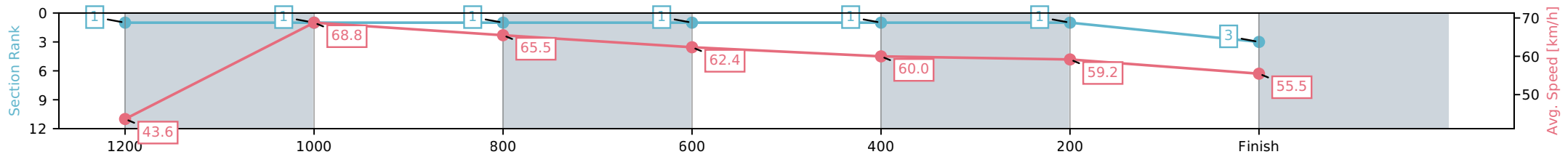
Mackay QLD --Professional-2026-06-11  
 Race 2: LADBROKES HOSTED POTS Maiden Handicap (QTIS bonuses applicable 2&3YO's only) - 1300m



11 June 2026 - 1:06PM

Track Rating: Good 4, Weather: Overcast, Rail Position: True Entire Circuit

Section	L1300	L1200	L1000	L800	L600	L400	L200
Section Times	1:18.26 (0:08.04)	1:10.22 [1] (0:10.60)	0:59.62 [1] (0:11.12)	0:48.50 [1] (0:11.59)	0:36.91 [1] (0:11.88)	0:25.03 [1] (0:12.11)	0:12.92 [1] (0:12.92)
Average Speed [km/h]	43.6	68.8	65.5	62.4	60.0	59.2	55.5
Top Speed [km/h]	63.8	70.8	67.3	63.9	61.6	60.1	57.8
Avg. Dist. to Rail [m]	13.8	7.2	3.7	2.0	1.6	0.9	3.0
Avg. Stride Freq. [Hz]	2.6	2.5	2.4	2.3	2.3	2.3	2.2
Avg. Stride Length [m]	6.0	7.4	7.5	7.5	7.4	7.2	7.1



[ ] Ranking at each section and finish  
 -:-:- No data available at this section  
 NA No data available

Horse/Jockey Name	Agnar/Amie Meissner
Finish Rank	4
Fastest Section Time (Section)	0:10.82 (1200-1000)
Top Speed [km/h] (Section)	70.9 (1200-1000)
Race State	Finished



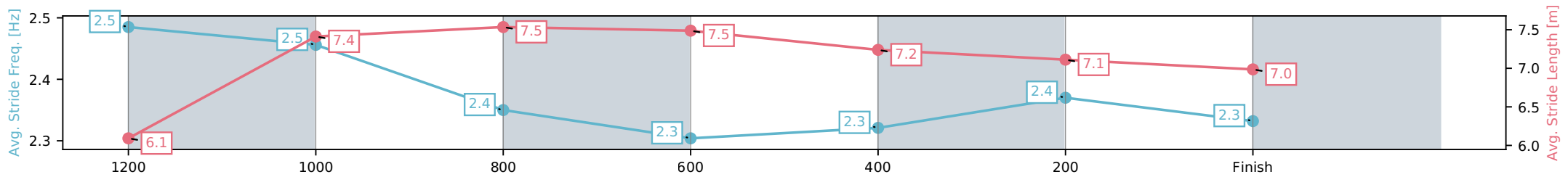
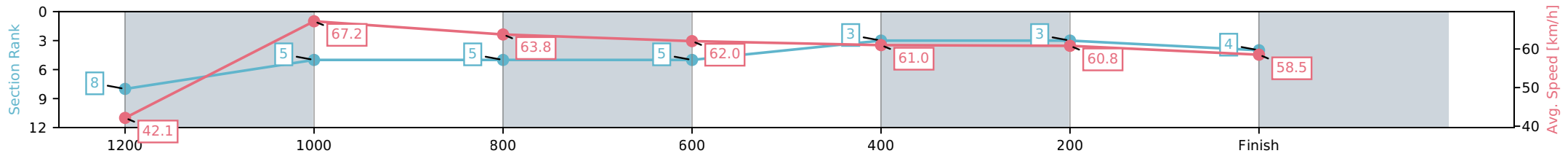
Mackay QLD --Professional-2026-06-11  
 Race 2: LADBROKES HOSTED POTS Maiden Handicap (QTIS bonuses applicable 2&3YO's only) - 1300m

11 June 2026 - 1:06PM

Track Rating: Good 4, Weather: Overcast, Rail Position: True Entire Circuit



Section	L1300	L1200	L1000	L800	L600	L400	L200
Section Times	1:18.29 (0:08.28)	1:10.01 [8] (0:10.82)	0:59.20 [5] (0:11.41)	0:47.78 [5] (0:11.65)	0:36.13 [5] (0:11.88)	0:24.25 [3] (0:11.97)	0:12.28 [3] (0:12.28)
Average Speed [km/h]	42.1	67.2	63.8	62.0	61.0	60.8	58.5
Top Speed [km/h]	63.1	70.9	65.8	63.2	63.2	61.8	60.7
Avg. Dist. to Rail [m]	10.2	5.8	3.6	2.0	1.0	5.7	7.2
Avg. Stride Freq. [Hz]	2.5	2.5	2.4	2.3	2.3	2.4	2.3
Avg. Stride Length [m]	6.1	7.4	7.5	7.5	7.2	7.1	7.0



- [ ] Ranking at each section and finish
- :-:- No data available at this section
- NA No data available

Horse/Jockey Name	Volare/Masayuki Abe
Finish Rank	5
Fastest Section Time (Section)	0:10.77 (1200-1000)
Top Speed [km/h] (Section)	68.5 (1200-1000)
Race State	Finished



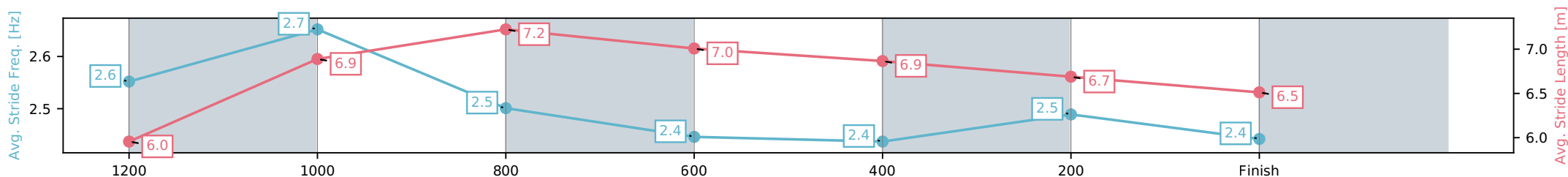
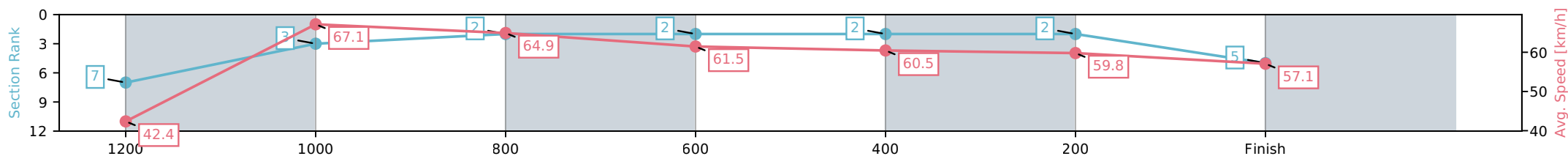
Mackay QLD --Professional-2026-06-11  
 Race 2: LADBROKES HOSTED POTS Maiden Handicap (QTIS bonuses applicable 2&3YO's only) - 1300m



11 June 2026 - 1:06PM

Track Rating: Good 4, Weather: Overcast, Rail Position: True Entire Circuit

Section	L1300	L1200	L1000	L800	L600	L400	L200
Section Times	1:18.44 (0:08.24)	1:10.20 [7] (0:10.77)	0:59.42 [3] (0:11.17)	0:48.25 [2] (0:11.76)	0:36.49 [2] (0:11.97)	0:24.53 [2] (0:12.07)	0:12.46 [2] (0:12.46)
Average Speed [km/h]	42.4	67.1	64.9	61.5	60.5	59.8	57.1
Top Speed [km/h]	62.8	68.5	67.6	62.5	61.5	61.1	59.8
Avg. Dist. to Rail [m]	7.9	3.6	2.4	1.3	0.7	2.5	5.2
Avg. Stride Freq. [Hz]	2.6	2.7	2.5	2.4	2.4	2.5	2.4
Avg. Stride Length [m]	6.0	6.9	7.2	7.0	6.9	6.7	6.5



[ ] Ranking at each section and finish  
 -:-:- No data available at this section  
 NA No data available

Horse/Jockey Name	Alvin/Chelsea Jokic
Finish Rank	6
Fastest Section Time (Section)	0:11.22 (1200-1000)
Top Speed [km/h] (Section)	65.7 (1200-1000)
Race State	Finished



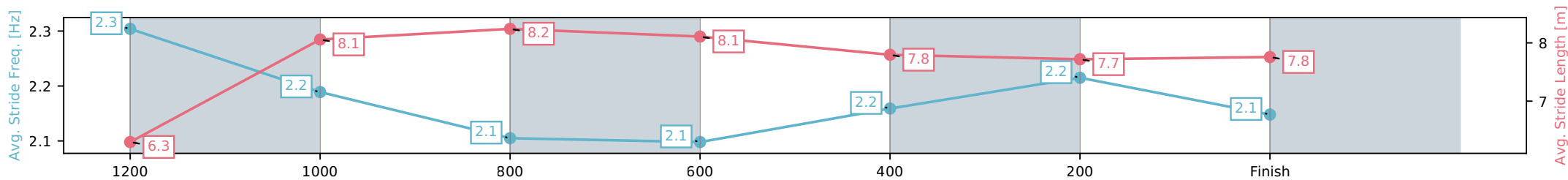
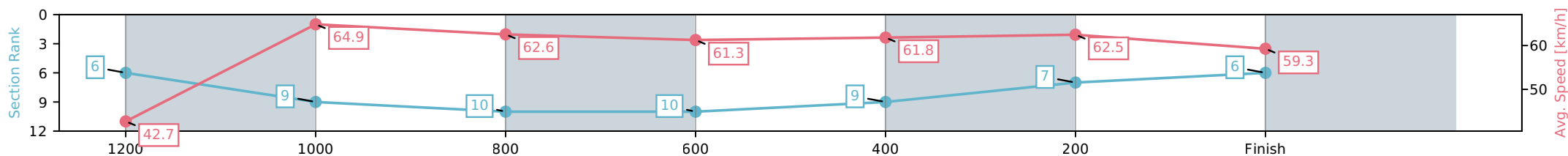
Mackay QLD --Professional-2026-06-11  
 Race 2: LADBROKES HOSTED POTS Maiden Handicap (QTIS bonuses applicable 2&3YO's only) - 1300m

11 June 2026 - 1:06PM

Track Rating: Good 4, Weather: Overcast, Rail Position: True Entire Circuit



Section	L1300	L1200	L1000	L800	L600	L400	L200
Section Times	1:18.50 (0:08.20)	1:10.30 [6] (0:11.22)	0:59.08 [9] (0:11.62)	0:47.47 [10] (0:11.82)	0:35.65 [10] (0:11.86)	0:23.79 [9] (0:11.66)	0:12.13 [7] (0:12.13)
Average Speed [km/h]	42.7	64.9	62.6	61.3	61.8	62.5	59.3
Top Speed [km/h]	62.3	65.7	64.5	62.1	63.0	63.2	62.4
Avg. Dist. to Rail [m]	11.3	6.6	3.1	1.9	2.5	5.9	7.8
Avg. Stride Freq. [Hz]	2.3	2.2	2.1	2.1	2.2	2.2	2.1
Avg. Stride Length [m]	6.3	8.1	8.2	8.1	7.8	7.7	7.8



- [ ] Ranking at each section and finish
- :-:- No data available at this section
- NA No data available

Horse/Jockey Name	John's Road/Nathan Thomas
Finish Rank	7
Fastest Section Time (Section)	0:10.88 (1200-1000)
Top Speed [km/h] (Section)	67.9 (1200-1000)
Race State	Finished



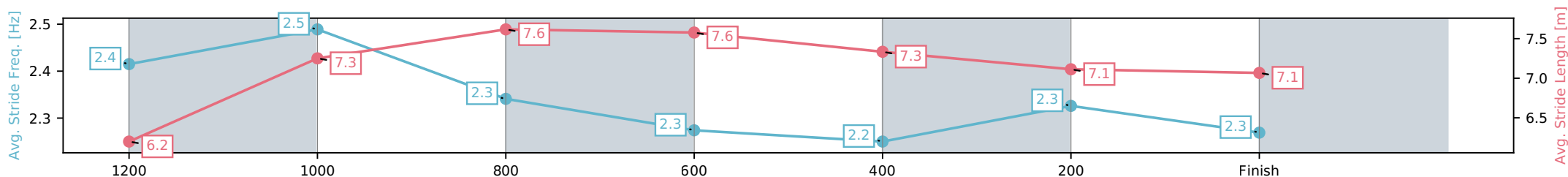
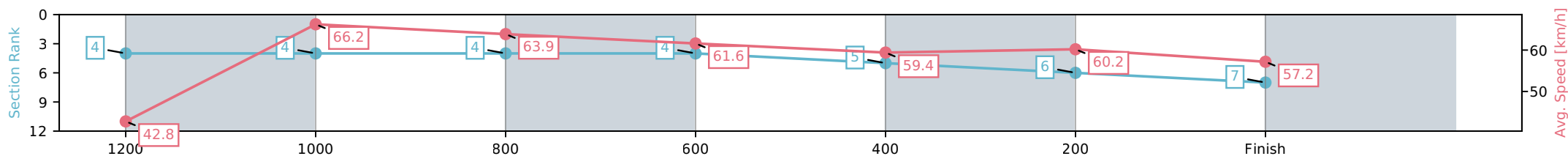
Mackay QLD --Professional-2026-06-11  
 Race 2: LADBROKES HOSTED POTS Maiden Handicap (QTIS bonuses applicable 2&3YO's only) - 1300m

11 June 2026 - 1:06PM

Track Rating: Good 4, Weather: Overcast, Rail Position: True Entire Circuit



Section	L1300	L1200	L1000	L800	L600	L400	L200
Section Times	1:18.76 (0:08.18)	1:10.58 [4] (0:10.88)	0:59.70 [4] (0:11.27)	0:48.43 [4] (0:11.68)	0:36.75 [4] (0:12.17)	0:24.58 [5] (0:12.03)	0:12.56 [6] (0:12.56)
Average Speed [km/h]	42.8	66.2	63.9	61.6	59.4	60.2	57.2
Top Speed [km/h]	60.7	67.9	66.3	62.8	60.4	61.7	59.9
Avg. Dist. to Rail [m]	5.2	1.2	0.4	0.5	0.7	3.3	4.1
Avg. Stride Freq. [Hz]	2.4	2.5	2.3	2.3	2.2	2.3	2.3
Avg. Stride Length [m]	6.2	7.3	7.6	7.6	7.3	7.1	7.1



- [ ] Ranking at each section and finish
- :-:- No data available at this section
- NA No data available

Horse/Jockey Name	Doubtful Angel/Tahlia Fenlon
Finish Rank	8
Fastest Section Time (Section)	0:11.04 (1200-1000)
Top Speed [km/h] (Section)	67.0 (1200-1000)
Race State	Finished



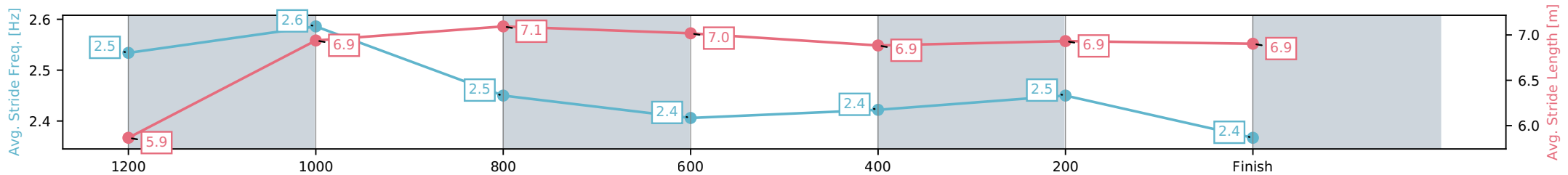
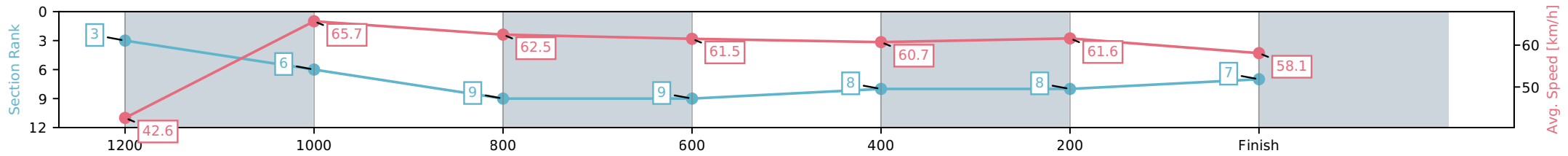
Mackay QLD --Professional-2026-06-11  
 Race 2: LADBROKES HOSTED POTS Maiden Handicap (QTIS bonuses applicable 2&3YO's only) - 1300m



11 June 2026 - 1:06PM

Track Rating: Good 4, Weather: Overcast, Rail Position: True Entire Circuit

Section	L1300	L1200	L1000	L800	L600	L400	L200
Section Times	1:18.76 (0:08.18)	1:10.58 [3] (0:11.04)	0:59.54 [6] (0:11.64)	0:47.90 [9] (0:11.80)	0:36.10 [9] (0:12.01)	0:24.10 [8] (0:11.78)	0:12.31 [8] (0:12.31)
Average Speed [km/h]	42.6	65.7	62.5	61.5	60.7	61.6	58.1
Top Speed [km/h]	62.2	67.0	66.1	62.9	62.0	62.7	60.9
Avg. Dist. to Rail [m]	9.3	5.1	3.6	2.5	1.7	4.9	5.9
Avg. Stride Freq. [Hz]	2.5	2.6	2.5	2.4	2.4	2.5	2.4
Avg. Stride Length [m]	5.9	6.9	7.1	7.0	6.9	6.9	6.9



[ ] Ranking at each section and finish  
 -:-:- No data available at this section  
 NA No data available

Horse/Jockey Name	Powered Right Up/Tom Orr
Finish Rank	9
Fastest Section Time (Section)	0:11.05 (1200-1000)
Top Speed [km/h] (Section)	67.0 (1200-1000)
Race State	Finished



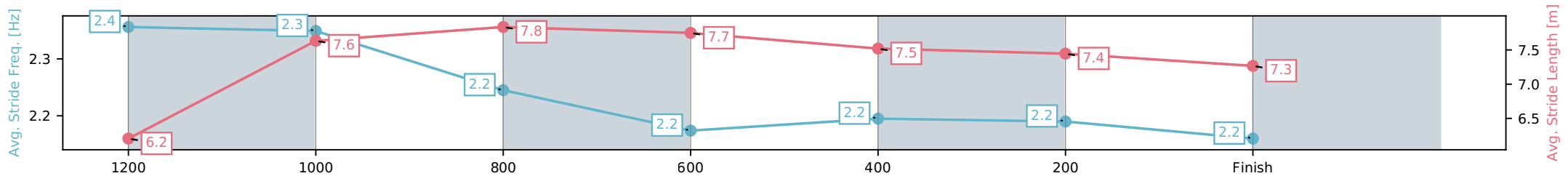
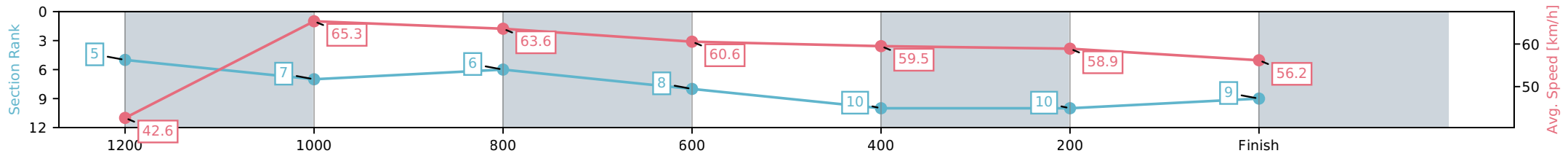
Mackay QLD --Professional-2026-06-11  
 Race 2: LADBROKES HOSTED POTS Maiden Handicap (QTIS bonuses applicable 2&3YO's only) - 1300m



11 June 2026 - 1:06PM

Track Rating: Good 4, Weather: Overcast, Rail Position: True Entire Circuit

Section	L1300	L1200	L1000	L800	L600	L400	L200
Section Times	1:19.78 (0:08.18)	1:11.60 [5] (0:11.05)	1:00.55 [7] (0:11.39)	0:49.16 [6] (0:11.94)	0:37.22 [8] (0:12.15)	0:25.06 [10] (0:12.27)	0:12.79 [10] (0:12.79)
Average Speed [km/h]	42.6	65.3	63.6	60.6	59.5	58.9	56.2
Top Speed [km/h]	60.7	67.0	65.2	61.6	60.4	59.7	58.1
Avg. Dist. to Rail [m]	6.5	2.4	2.1	1.8	0.6	2.5	4.1
Avg. Stride Freq. [Hz]	2.4	2.3	2.2	2.2	2.2	2.2	2.2
Avg. Stride Length [m]	6.2	7.6	7.8	7.7	7.5	7.4	7.3



- [ ] Ranking at each section and finish
- :-:- No data available at this section
- NA No data available

Horse/Jockey Name	Agile Annie/Tasha Chambers
Finish Rank	10
Fastest Section Time (Section)	0:10.74 (1200-1000)
Top Speed [km/h] (Section)	68.9 (1200-1000)
Race State	Finished



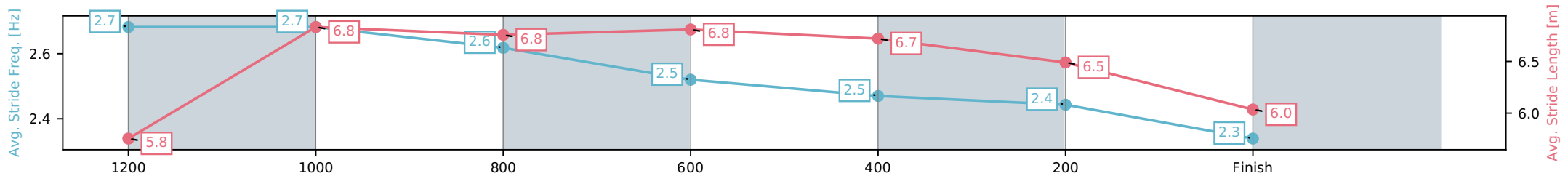
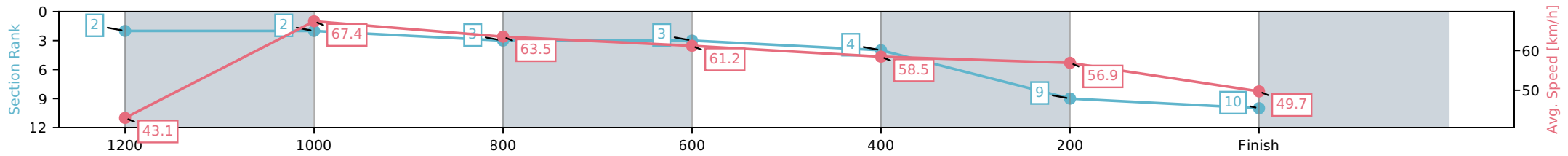
Mackay QLD --Professional-2026-06-11  
 Race 2: LADBROKES HOSTED POTS Maiden Handicap (QTIS bonuses applicable 2&3YO's only) - 1300m



11 June 2026 - 1:06PM

Track Rating: Good 4, Weather: Overcast, Rail Position: True Entire Circuit

Section	L1300	L1200	L1000	L800	L600	L400	L200
Section Times	1:21.11 (0:08.12)	1:13.00 [2] (0:10.74)	1:02.25 [2] (0:11.37)	0:50.88 [3] (0:11.73)	0:39.16 [3] (0:12.12)	0:27.04 [4] (0:12.68)	0:14.36 [9] (0:14.36)
Average Speed [km/h]	43.1	67.4	63.5	61.2	58.5	56.9	49.7
Top Speed [km/h]	63.8	68.9	65.3	63.6	59.7	58.5	55.3
Avg. Dist. to Rail [m]	12.3	3.2	0.7	0.7	2.2	1.5	2.2
Avg. Stride Freq. [Hz]	2.7	2.7	2.6	2.5	2.5	2.4	2.3
Avg. Stride Length [m]	5.8	6.8	6.8	6.8	6.7	6.5	6.0



- [ ] Ranking at each section and finish
- :-:- No data available at this section
- NA No data available





# Mackay QLD

Race 3: LADBROKES MEGA MULTI BENCHMARK 65 Handicap - 1100m

11 June 2026 - 1:40PM

Track Rating: Good 4, Weather: Overcast, Rail Position: True Entire Circuit



MACKAY TURF CLUB

Ooralea Racecourse

Field Times (Race Tempo)      1:03.87 (0:07.84)    0:56.02 (0:10.71)    0:45.32 (0:10.79)    0:34.53 (0:11.37)    0:23.16 (0:11.60)    0:11.57 (0:11.57)

Rank	TAB#	Horse	Overall Time	First 400m	Top Speed km/h (Section)	L1100	L1000	L800	L600	L400	L200		
	(BAR#)	Jockey	Margin (DT-W)	Last 600m	Fastest Section (Time)	Start - 1000	1000 - 800	800 - 600	600 - 400	400 - 200	200 - Finish		
11	11	Melo Melo Kava	1:04.80	0:24.48	69.7 (1000-800)	1:04.80	0:56.66 [8]	0:45.65 [8]	0:34.80 [9]	0:23.43 [9]	0:12.02 [9]		
	(8)	Adam Sewell	5.5L (+3)	0:34.80	800-600 (0:10.86)	(0:08.14)	(0:11.01)	(0:10.86)	(0:11.37)	(0:11.41)	(0:12.02)		

Scratched: Fistsoffury (#4)

Report Created: Thu 11 June 2026

(Note: Races are conducted over an approximate distance as close as possible to the advertised distance, and recorded data may vary accordingly. Official times refer to race times only and do not include handicap times.)

[ ] Position in running at each section and finish    TAB# Saddle cloth number  
 -:-:- No data available at this section    BAR# Barrier/Gate Position  
 NA No data available    DNF Did not finish  
 DNT Did not track    DT-W Distance travelled compared to winner in metres

Fastest split  
 Fastest section

data processed by TRIPLES DATA

Horse/Jockey Name	Lucky Lass/Raul Silvera Olivera
Finish Rank	1
Fastest Section Time (Section)	0:10.83 (800-600)
Top Speed [km/h] (Section)	69.1 (800-600)
Race State	Finished



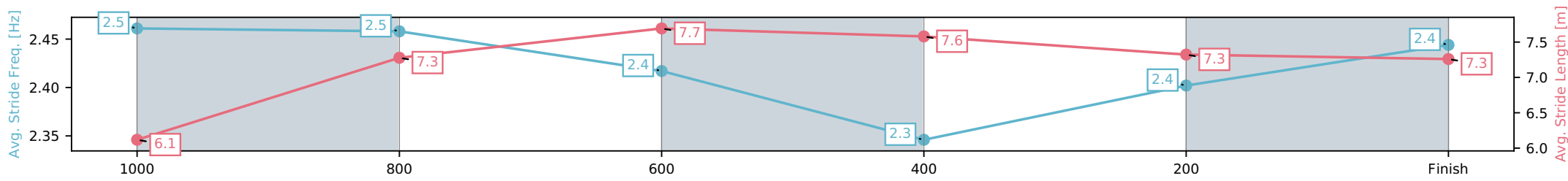
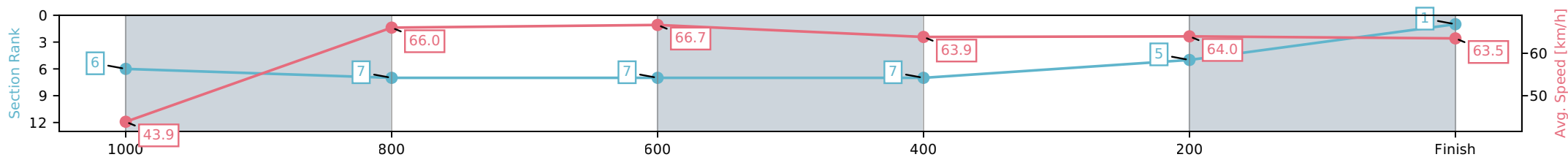
Mackay QLD --Professional-2026-06-11  
 Race 3: LADBROKES MEGA MULTI BENCHMARK 65  
 Handicap - 1100m

11 June 2026 - 1:40PM

Track Rating: Good 4, Weather: Overcast, Rail Position: True Entire  
 Circuit



Section	L1100	L1000	L800	L600	L400	L200
Section Times	1:03.87 (0:08.09)	0:55.78 [6] (0:10.96)	0:44.82 [7] (0:10.83)	0:33.99 [7] (0:11.34)	0:22.65 [7] (0:11.30)	0:11.35 [5] (0:11.35)
Average Speed [km/h]	43.9	66.0	66.7	63.9	64.0	63.5
Top Speed [km/h]	62.1	68.4	69.1	66.9	65.8	66.2
Avg. Dist. to Rail [m]	7.5	2.4	1.4	0.8	2.2	3.6
Avg. Stride Freq. [Hz]	2.5	2.5	2.4	2.3	2.4	2.4
Avg. Stride Length [m]	6.1	7.3	7.7	7.6	7.3	7.3



- [ ] Ranking at each section and finish
- :-:- No data available at this section
- NA No data available

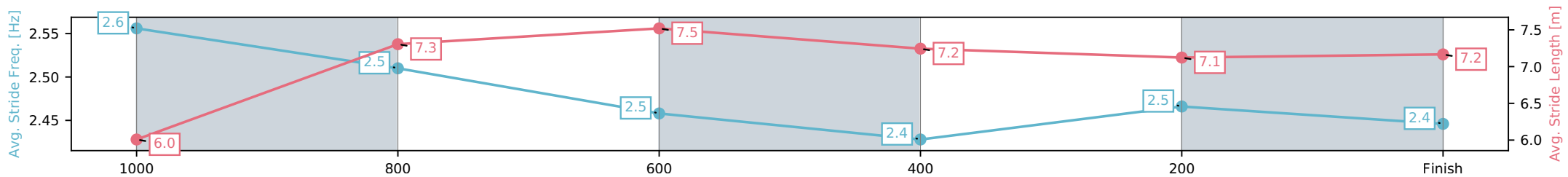
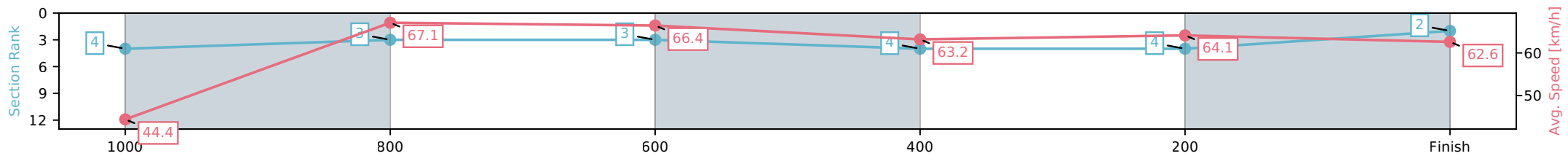
Horse/Jockey Name	Upstart Legend/Emma Simsir
Finish Rank	2
Fastest Section Time (Section)	0:10.78 (1000-800)
Top Speed [km/h] (Section)	68.2 (1000-800)
Race State	Finished



Mackay QLD --Professional-2026-06-11  
 Race 3: LADBROKES MEGA MULTI BENCHMARK 65  
 Handicap - 1100m  
 11 June 2026 - 1:40PM  
 Track Rating: Good 4, Weather: Overcast, Rail Position: True Entire  
 Circuit



Section	L1100	L1000	L800	L600	L400	L200
Section Times	1:03.92 (0:07.93)	0:55.99 [4] (0:10.78)	0:45.21 [3] (0:10.86)	0:34.35 [3] (0:11.46)	0:22.88 [4] (0:11.33)	0:11.56 [4] (0:11.56)
Average Speed [km/h]	44.4	67.1	66.4	63.2	64.1	62.6
Top Speed [km/h]	63.7	68.2	67.9	64.6	65.1	64.6
Avg. Dist. to Rail [m]	3.1	1.8	0.8	1.0	5.8	7.8
Avg. Stride Freq. [Hz]	2.6	2.5	2.5	2.4	2.5	2.4
Avg. Stride Length [m]	6.0	7.3	7.5	7.2	7.1	7.2



- [ ] Ranking at each section and finish
- :-:- No data available at this section
- NA No data available

Horse/Jockey Name	Line 'Em Up Loui/Ryan Wiggins
Finish Rank	3
Fastest Section Time (Section)	0:10.76 (800-600)
Top Speed [km/h] (Section)	68.9 (800-600)
Race State	Finished



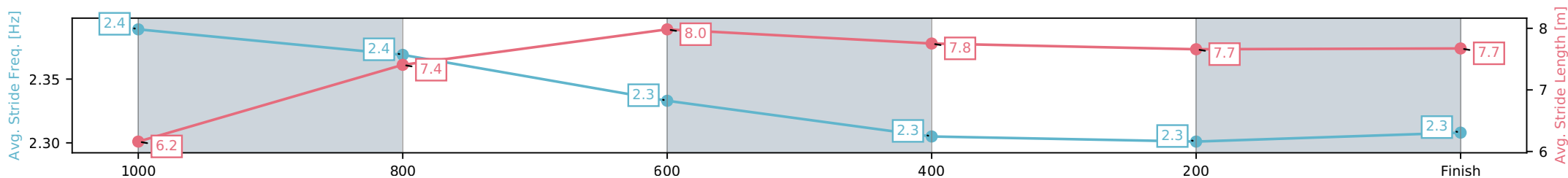
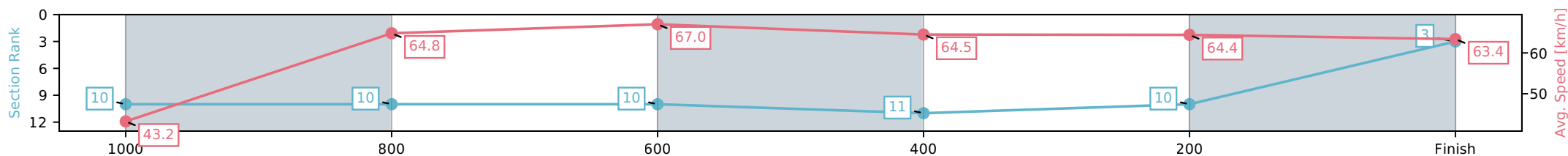
Mackay QLD --Professional-2026-06-11  
 Race 3: LADBROKES MEGA MULTI BENCHMARK 65  
 Handicap - 1100m

11 June 2026 - 1:40PM

Track Rating: Good 4, Weather: Overcast, Rail Position: True Entire  
 Circuit



Section	L1100	L1000	L800	L600	L400	L200
Section Times	1:04.21 (0:08.23)	0:55.98 [10] (0:11.22)	0:44.76 [10] (0:10.76)	0:34.00 [10] (0:11.31)	0:22.69 [11] (0:11.28)	0:11.41 [10] (0:11.41)
Average Speed [km/h]	43.2	64.8	67.0	64.5	64.4	63.4
Top Speed [km/h]	61.1	68.5	68.9	66.3	65.9	65.1
Avg. Dist. to Rail [m]	9.8	3.5	1.0	1.8	5.8	7.9
Avg. Stride Freq. [Hz]	2.4	2.4	2.3	2.3	2.3	2.3
Avg. Stride Length [m]	6.2	7.4	8.0	7.8	7.7	7.7



- [ ] Ranking at each section and finish
- :-:- No data available at this section
- NA No data available

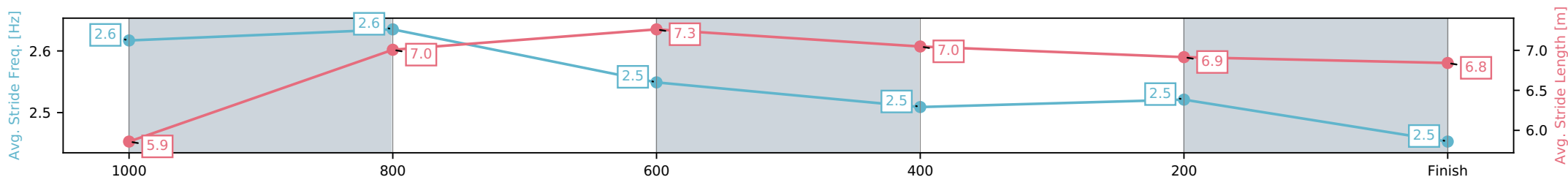
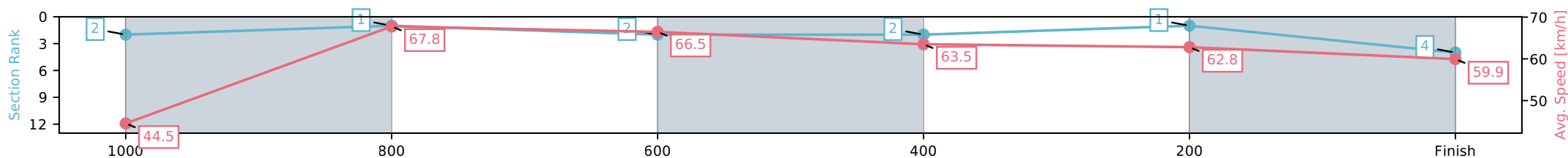
Horse/Jockey Name	Bigcat/Warwick Satherley
Finish Rank	4
Fastest Section Time (Section)	0:10.70 (1000-800)
Top Speed [km/h] (Section)	69.7 (1000-800)
Race State	Finished



Mackay QLD --Professional-2026-06-11  
 Race 3: LADBROKES MEGA MULTI BENCHMARK 65  
 Handicap - 1100m  
 11 June 2026 - 1:40PM  
 Track Rating: Good 4, Weather: Overcast, Rail Position: True Entire Circuit



Section	L1100	L1000	L800	L600	L400	L200
Section Times	1:04.39 (0:07.85)	0:56.54 [2] (0:10.70)	0:45.84 [1] (0:10.86)	0:34.98 [2] (0:11.40)	0:23.58 [2] (0:11.49)	0:12.09 [1] (0:12.09)
Average Speed [km/h]	44.5	67.8	66.5	63.5	62.8	59.9
Top Speed [km/h]	63.9	69.7	67.9	64.8	65.2	62.2
Avg. Dist. to Rail [m]	4.3	2.7	1.4	0.6	2.4	4.5
Avg. Stride Freq. [Hz]	2.6	2.6	2.5	2.5	2.5	2.5
Avg. Stride Length [m]	5.9	7.0	7.3	7.0	6.9	6.8



[ ] Ranking at each section and finish  
 -:-:- No data available at this section  
 NA No data available

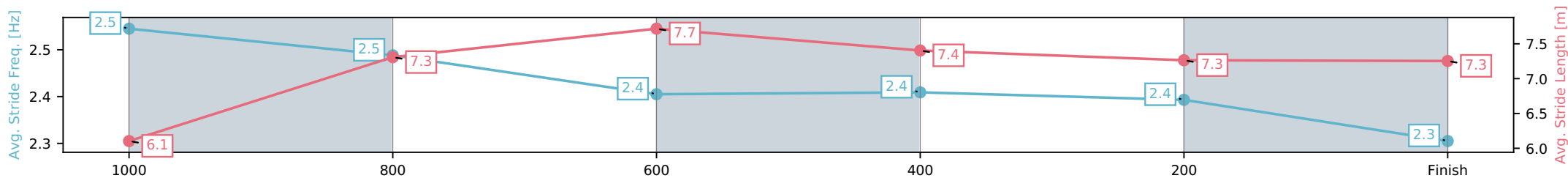
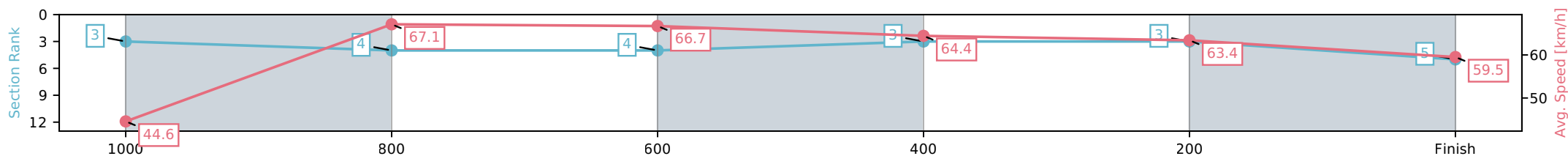
Horse/Jockey Name	Zaya/Tahlia Fenlon
Finish Rank	5
Fastest Section Time (Section)	0:10.84 (1000-800)
Top Speed [km/h] (Section)	69.2 (800-600)
Race State	Finished



Mackay QLD --Professional-2026-06-11  
 Race 3: LADBROKES MEGA MULTI BENCHMARK 65  
 Handicap - 1100m  
 11 June 2026 - 1:40PM  
 Track Rating: Good 4, Weather: Overcast, Rail Position: True Entire  
 Circuit



Section	L1100	L1000	L800	L600	L400	L200
Section Times	1:04.48 (0:07.90)	0:56.58 [3] (0:10.84)	0:45.74 [4] (0:10.86)	0:34.88 [4] (0:11.31)	0:23.56 [3] (0:11.43)	0:12.13 [3] (0:12.13)
Average Speed [km/h]	44.6	67.1	66.7	64.4	63.4	59.5
Top Speed [km/h]	62.4	68.4	69.2	66.1	65.3	61.8
Avg. Dist. to Rail [m]	7.6	3.7	2.1	1.7	4.1	5.5
Avg. Stride Freq. [Hz]	2.5	2.5	2.4	2.4	2.4	2.3
Avg. Stride Length [m]	6.1	7.3	7.7	7.4	7.3	7.3



- [ ] Ranking at each section and finish
- :-:- No data available at this section
- NA No data available

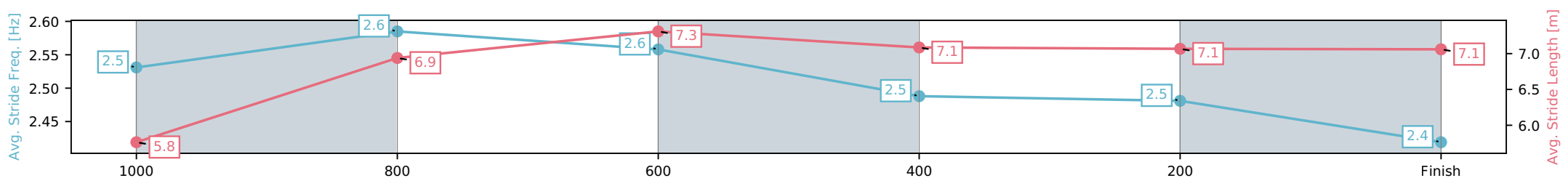
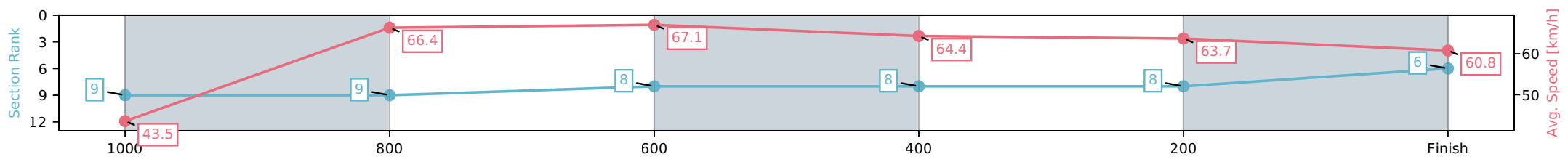
Horse/Jockey Name	La Petite Maison/Sean Cormack
Finish Rank	6
Fastest Section Time (Section)	0:10.78 (800-600)
Top Speed [km/h] (Section)	69.0 (800-600)
Race State	Finished



Mackay QLD --Professional-2026-06-11  
 Race 3: LADBROKES MEGA MULTI BENCHMARK 65  
 Handicap - 1100m  
 11 June 2026 - 1:40PM  
 Track Rating: Good 4, Weather: Overcast, Rail Position: True Entire  
 Circuit



Section	L1100	L1000	L800	L600	L400	L200
Section Times	1:04.49 (0:08.17)	0:56.32 [9] (0:10.98)	0:45.34 [9] (0:10.78)	0:34.56 [8] (0:11.34)	0:23.22 [8] (0:11.38)	0:11.84 [8] (0:11.84)
Average Speed [km/h]	43.5	66.4	67.1	64.4	63.7	60.8
Top Speed [km/h]	61.1	68.7	69.0	64.8	64.8	64.5
Avg. Dist. to Rail [m]	10.8	4.2	1.4	2.0	5.7	9.5
Avg. Stride Freq. [Hz]	2.5	2.6	2.6	2.5	2.5	2.4
Avg. Stride Length [m]	5.8	6.9	7.3	7.1	7.1	7.1



[ ] Ranking at each section and finish  
 -:-:- No data available at this section  
 NA No data available

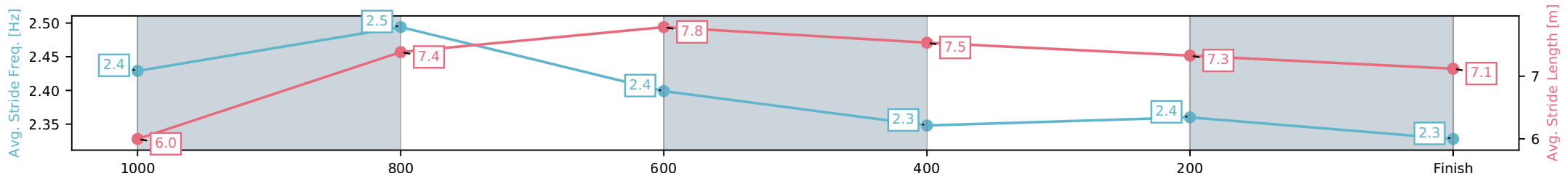
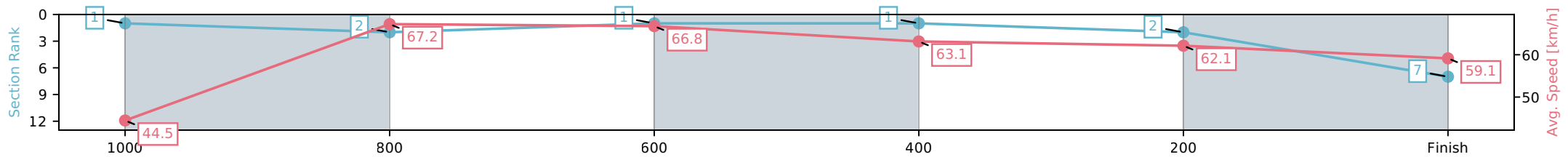
Horse/Jockey Name	Rubunkar/Aidan Holt
Finish Rank	7
Fastest Section Time (Section)	0:10.72 (1000-800)
Top Speed [km/h] (Section)	69.1 (1000-800)
Race State	Finished



Mackay QLD --Professional-2026-06-11  
 Race 3: LADBROKES MEGA MULTI BENCHMARK 65  
 Handicap - 1100m  
 11 June 2026 - 1:40PM  
 Track Rating: Good 4, Weather: Overcast, Rail Position: True Entire Circuit



Section	L1100	L1000	L800	L600	L400	L200
Section Times	1:04.59 (0:07.84)	0:56.74 [1] (0:10.72)	0:46.02 [2] (0:10.77)	0:35.25 [1] (0:11.37)	0:23.88 [1] (0:11.63)	0:12.26 [2] (0:12.26)
Average Speed [km/h]	44.5	67.2	66.8	63.1	62.1	59.1
Top Speed [km/h]	62.2	69.1	68.8	65.2	63.3	62.4
Avg. Dist. to Rail [m]	1.7	0.5	0.6	0.7	1.4	0.8
Avg. Stride Freq. [Hz]	2.4	2.5	2.4	2.3	2.4	2.3
Avg. Stride Length [m]	6.0	7.4	7.8	7.5	7.3	7.1



- [ ] Ranking at each section and finish
- :-:- No data available at this section
- NA No data available

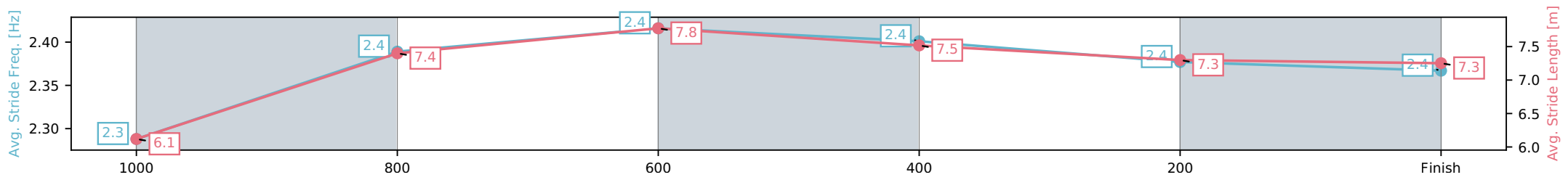
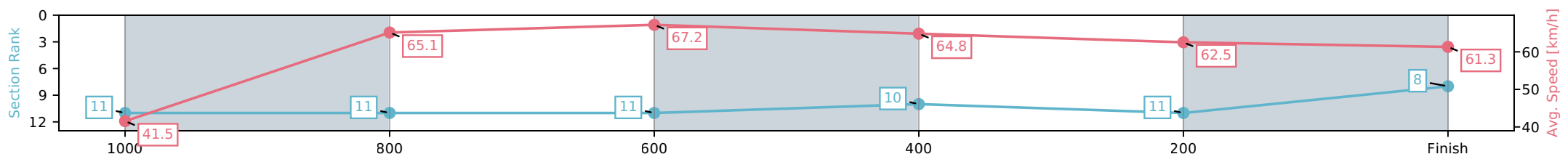
Horse/Jockey Name	Lady Masquerade/McKenzie Apel
Finish Rank	8
Fastest Section Time (Section)	0:10.71 (800-600)
Top Speed [km/h] (Section)	69.0 (800-600)
Race State	Finished



Mackay QLD --Professional-2026-06-11  
 Race 3: LADBROKES MEGA MULTI BENCHMARK 65  
 Handicap - 1100m  
 11 June 2026 - 1:40PM  
 Track Rating: Good 4, Weather: Overcast, Rail Position: True Entire  
 Circuit



Section	L1100	L1000	L800	L600	L400	L200
Section Times	1:04.76 (0:08.55)	0:56.21 [11] (0:11.10)	0:45.12 [11] (0:10.71)	0:34.40 [11] (0:11.13)	0:23.28 [10] (0:11.55)	0:11.72 [11] (0:11.72)
Average Speed [km/h]	41.5	65.1	67.2	64.8	62.5	61.3
Top Speed [km/h]	58.7	67.8	69.0	67.1	63.7	63.1
Avg. Dist. to Rail [m]	10.2	1.2	0.2	0.8	1.9	2.7
Avg. Stride Freq. [Hz]	2.3	2.4	2.4	2.4	2.4	2.4
Avg. Stride Length [m]	6.1	7.4	7.8	7.5	7.3	7.3



[ ] Ranking at each section and finish  
 -.-.- No data available at this section  
 NA No data available

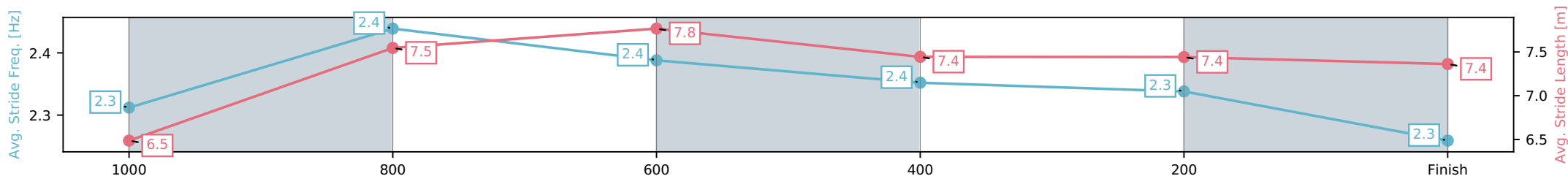
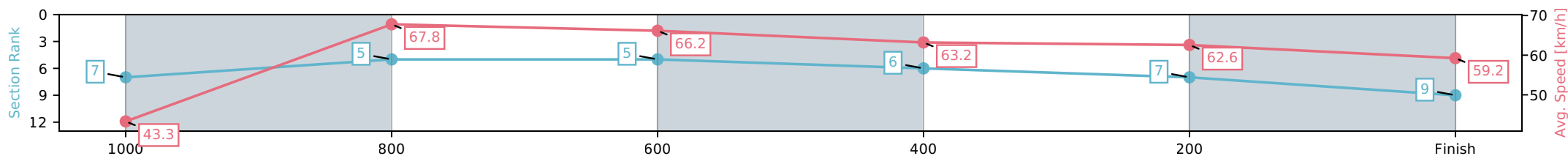
Horse/Jockey Name	Rebelious Red/Nathan Thomas
Finish Rank	9
Fastest Section Time (Section)	0:10.65 (1000-800)
Top Speed [km/h] (Section)	69.3 (1000-800)
Race State	Finished



Mackay QLD --Professional-2026-06-11  
 Race 3: LADBROKES MEGA MULTI BENCHMARK 65  
 Handicap - 1100m  
 11 June 2026 - 1:40PM  
 Track Rating: Good 4, Weather: Overcast, Rail Position: True Entire Circuit



Section	L1100	L1000	L800	L600	L400	L200
Section Times	1:04.78 (0:08.10)	0:56.68 [7] (0:10.65)	0:46.03 [5] (0:10.93)	0:35.10 [5] (0:11.38)	0:23.71 [6] (0:11.56)	0:12.16 [7] (0:12.16)
Average Speed [km/h]	43.3	67.8	66.2	63.2	62.6	59.2
Top Speed [km/h]	62.0	69.3	68.0	65.5	64.2	63.0
Avg. Dist. to Rail [m]	5.0	1.3	1.4	0.4	3.3	4.7
Avg. Stride Freq. [Hz]	2.3	2.4	2.4	2.4	2.3	2.3
Avg. Stride Length [m]	6.5	7.5	7.8	7.4	7.4	7.4



[ ] Ranking at each section and finish  
 -.-.- No data available at this section  
 NA No data available

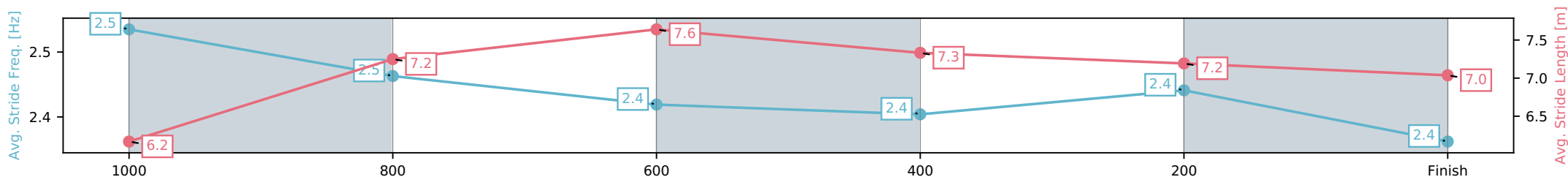
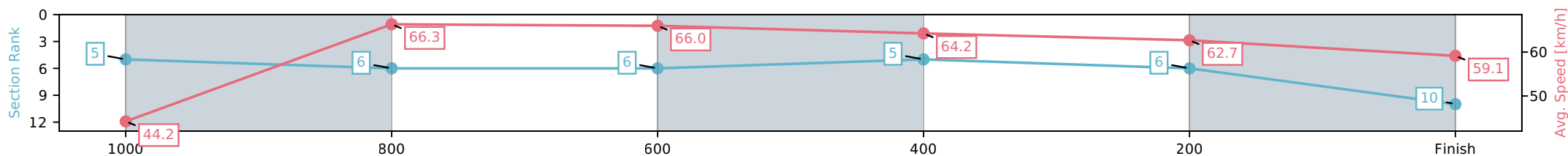
Horse/Jockey Name	Quarry Man/Ashley Butler
Finish Rank	10
Fastest Section Time (Section)	0:10.91 (1000-800)
Top Speed [km/h] (Section)	69.7 (800-600)
Race State	Finished



Mackay QLD --Professional-2026-06-11  
 Race 3: LADBROKES MEGA MULTI BENCHMARK 65  
 Handicap - 1100m  
 11 June 2026 - 1:40PM  
 Track Rating: Good 4, Weather: Overcast, Rail Position: True Entire Circuit



Section	L1100	L1000	L800	L600	L400	L200
Section Times	1:04.80 (0:08.00)	0:56.80 [5] (0:10.91)	0:45.89 [6] (0:10.94)	0:34.95 [6] (0:11.22)	0:23.73 [5] (0:11.56)	0:12.18 [6] (0:12.18)
Average Speed [km/h]	44.2	66.3	66.0	64.2	62.7	59.1
Top Speed [km/h]	61.0	69.4	69.7	68.2	66.0	62.5
Avg. Dist. to Rail [m]	5.4	2.0	1.2	0.4	4.3	7.1
Avg. Stride Freq. [Hz]	2.5	2.5	2.4	2.4	2.4	2.4
Avg. Stride Length [m]	6.2	7.2	7.6	7.3	7.2	7.0



- [ ] Ranking at each section and finish
- :-:- No data available at this section
- NA No data available

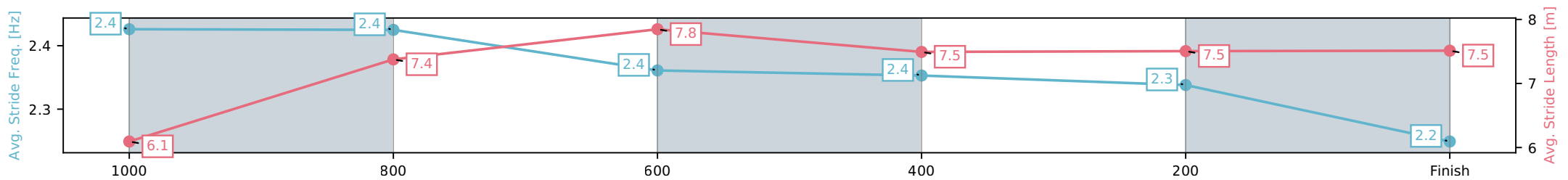
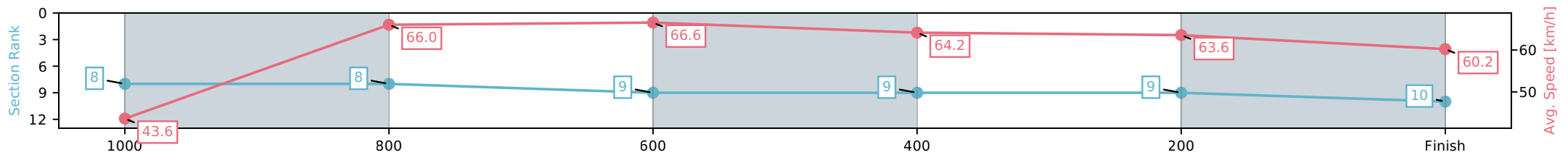
Horse/Jockey Name	Melo Melo Kava/Adam Sewell
Finish Rank	11
Fastest Section Time (Section)	0:10.86 (800-600)
Top Speed [km/h] (Section)	69.7 (1000-800)
Race State	Finished



Mackay QLD --Professional-2026-06-11  
 Race 3: LADBROKES MEGA MULTI BENCHMARK 65  
 Handicap - 1100m  
 11 June 2026 - 1:40PM  
 Track Rating: Good 4, Weather: Overcast, Rail Position: True Entire  
 Circuit



Section	L1100	L1000	L800	L600	L400	L200
Section Times	1:04.80 (0:08.14)	0:56.66 [8] (0:11.01)	0:45.65 [8] (0:10.86)	0:34.80 [9] (0:11.37)	0:23.43 [9] (0:11.41)	0:12.02 [9] (0:12.02)
Average Speed [km/h]	43.6	66.0	66.6	64.2	63.6	60.2
Top Speed [km/h]	61.2	69.7	69.0	65.3	64.5	63.0
Avg. Dist. to Rail [m]	8.7	3.4	1.6	1.8	4.0	5.5
Avg. Stride Freq. [Hz]	2.4	2.4	2.4	2.4	2.3	2.2
Avg. Stride Length [m]	6.1	7.4	7.8	7.5	7.5	7.5



[ ] Ranking at each section and finish  
 -:-:- No data available at this section  
 NA No data available



# Mackay QLD

Race 4: LADBROKES POPULAR SRM BENCHMARK 50 Handicap - 1200m

11 June 2026 - 2:15PM

Track Rating: Good 4, Weather: Overcast, Rail Position: True Entire Circuit



MACKAY TURF CLUB

Ooralea Racecourse

Field Times (Race Tempo)      1:10.74    0:57.03    0:46.05    0:34.80    0:23.32    0:11.82  
 (0:13.71)    (0:10.97)    (0:11.26)    (0:11.47)    (0:11.50)    (0:11.82)

Rank	TAB#	Horse	Overall Time	First 400m	Top Speed km/h (Section)	L1200	L1000	L800	L600	L400	L200		
	(BAR#)	Jockey	Margin (DT-W)	Last 600m	Fastest Section (Time)	Start - 1000	1000 - 800	800 - 600	600 - 400	400 - 200	200 - Finish		
1	10	Too Many Kisses	1:10.74	0:24.97	66.1 (1000-800)	1:10.74	0:56.86 [4]	0:45.76 [4]	0:34.41 [4]	0:22.97 [3]	0:11.75 [2]		
	(2)	Tahlia Fenlon		0:34.41	1000-800 (0:11.09)	(0:13.88)	(0:11.09)	(0:11.35)	(0:11.44)	(0:11.22)	(0:11.75)		
2	2	Five Star King	1:11.01	0:24.71	68.2 (1200 - 1000)	1:11.01	0:57.30 [1]	0:46.30 [2]	0:35.06 [2]	0:23.60 [1]	0:12.09 [1]		
	(7)	Aidan Holt	1.6L (+6)	0:35.06	1000-800 (0:11.00)	(0:13.71)	(0:11.00)	(0:11.24)	(0:11.47)	(0:11.50)	(0:12.09)		
3	4	Four Leaf Wonder	1:11.31	0:24.68	66.8 (1000-800)	1:11.31	0:57.52 [3]	0:46.62 [1]	0:35.37 [1]	0:23.89 [2]	0:12.30 [3]		
	(1)	Paul Hamblin	3.4L (+3)	0:35.37	1000-800 (0:10.90)	(0:13.78)	(0:10.90)	(0:11.26)	(0:11.48)	(0:11.59)	(0:12.30)		
4	12	Silent Angel	1:11.51	0:25.37	64.9 (1000-800)	1:11.51	0:57.46 [5]	0:46.14 [5]	0:34.79 [5]	0:23.27 [5]	0:11.96 [4]		
	(5)	McKenzie Apel	4.5L (+3)	0:34.79	400-200 (0:11.31)	(0:14.06)	(0:11.31)	(0:11.36)	(0:11.52)	(0:11.31)	(0:11.96)		
5	6	Ravenite	1:11.59	0:26.08	66.4 (400-200)	1:11.59	0:56.96 [11]	0:45.50 [11]	0:34.17 [11]	0:22.83 [10]	0:11.66 [9]		
	(11)	Tasha Chambers	5.0L (+7)	0:34.18	400-200 (0:11.18)	(0:14.63)	(0:11.45)	(0:11.33)	(0:11.34)	(0:11.18)	(0:11.66)		
6	9	Chalkley	1:11.61	0:24.81	67.1 (1000-800)	1:11.61	0:57.88 [2]	0:46.80 [3]	0:35.40 [3]	0:23.69 [4]	0:12.05 [5]		
	(4)	Raul Silvera Olivera	5.1L (+1)	0:35.39	1000-800 (0:11.08)	(0:13.73)	(0:11.08)	(0:11.41)	(0:11.70)	(0:11.64)	(0:12.05)		
7	1	Quest Of Quests	1:11.64	0:25.61	65.7 (800-600)	1:11.64	0:57.33 [9]	0:46.02 [7]	0:34.65 [7]	0:23.34 [6]	0:11.94 [6]		
	(9)	Ashley Butler	5.3L (+2)	0:34.64	1000-800 (0:11.30)	(0:14.31)	(0:11.30)	(0:11.38)	(0:11.31)	(0:11.39)	(0:11.94)		
8	11	Diamond Lucy	1:11.67	0:25.75	66.2 (400-200)	1:11.67	0:57.36 [8]	0:45.93 [10]	0:34.60 [8]	0:23.09 [8]	0:11.87 [7]		
	(8)	Masayuki Abe	5.5L (+1)	0:34.60	400-200 (0:11.22)	(0:14.31)	(0:11.44)	(0:11.32)	(0:11.51)	(0:11.22)	(0:11.87)		
9	13	Starmeira	1:11.68	0:25.72	65.7 (400-200)	1:11.68	0:57.32 [10]	0:45.96 [9]	0:34.57 [9]	0:23.08 [9]	0:11.78 [8]		
	(10)	Ivo Fry	5.5L (+4)	0:34.56	400-200 (0:11.30)	(0:14.36)	(0:11.36)	(0:11.39)	(0:11.48)	(0:11.30)	(0:11.78)		
10	8	Sound The Bugle	1:12.12	0:25.68	64.9 (400-200)	1:12.12	0:57.88 [7]	0:46.44 [8]	0:34.91 [10]	0:23.18 [11]	0:11.69 [11]		
	(6)	Georgina Cartwright	8.1L (+3)	0:34.92	1000-800 (0:11.44)	(0:14.24)	(0:11.44)	(0:11.53)	(0:11.73)	(0:11.50)	(0:11.69)		

Scratched: Sensationabull (#5), Spitzberg (#7), Making History (#14)

Report Created: Thu 11 June 2026

(Note: Races are conducted over an approximate distance as close as possible to the advertised distance, and recorded data may vary accordingly. Official times refer to race times only and do not include handicap times.)

[ ] Position in running at each section and finish    TAB# Saddle cloth number  
 -:-:- No data available at this section    BAR# Barrier/Gate Position  
 NA No data available    DNF Did not finish  
 DNT Did not track    DT-W Distance travelled compared to winner in metres

Fastest split  
 Fastest section

data processed by TRIPLESDATA



# Mackay QLD

Race 4: LADBROKES POPULAR SRM BENCHMARK 50 Handicap - 1200m

11 June 2026 - 2:15PM

Track Rating: Good 4, Weather: Overcast, Rail Position: True Entire Circuit



MACKAY TURF CLUB

Ooralea Racecourse

Field Times (Race Tempo)      1:10.74 (0:13.71)    0:57.03 (0:10.97)    0:46.05 (0:11.26)    0:34.80 (0:11.47)    0:23.32 (0:11.50)    0:11.82 (0:11.82)

Rank	TAB#	Horse	Overall Time	First 400m	Top Speed km/h (Section)	L1200	L1000	L800	L600	L400	L200		
	(BAR#)	Jockey	Margin (DT-W)	Last 600m	Fastest Section (Time)	Start - 1000	1000 - 800	800 - 600	600 - 400	400 - 200	200 - Finish		
11	3	Fioreen	1:12.36	0:25.49	65.4 (1000-800)	1:12.36	0:58.19 [6]	0:46.87 [6]	0:35.46 [6]	0:23.86 [7]	0:12.26 [10]		
	(3)	Tom Orr	9.5L (-2)	0:35.47	1000-800 (0:11.32)	(0:14.17)	(0:11.32)	(0:11.41)	(0:11.60)	(0:11.61)	(0:12.26)		

Scratched: Sensationabull (#5), Spitzberg (#7), Making History (#14)

Report Created: Thu 11 June 2026

(Note: Races are conducted over an approximate distance as close as possible to the advertised distance, and recorded data may vary accordingly. Official times refer to race times only and do not include handicap times.)

[ ] Position in running at each section and finish    TAB# Saddle cloth number

-:-:- No data available at this section

NA No data available

DNT Did not track

BAR# Barrier/Gate Position

DNF Did not finish

DT-W Distance travelled compared to winner in metres

Fastest split

Fastest section

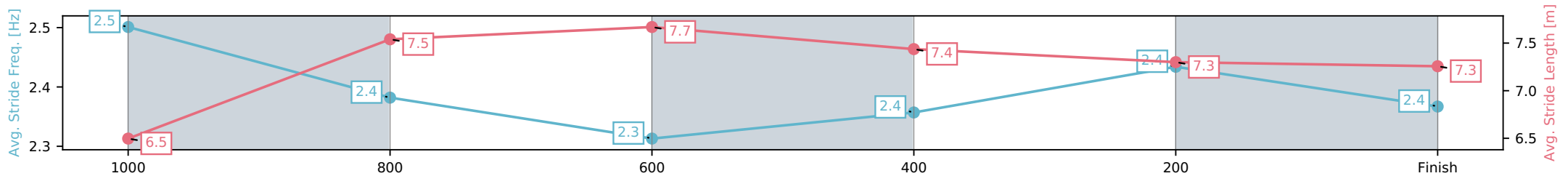
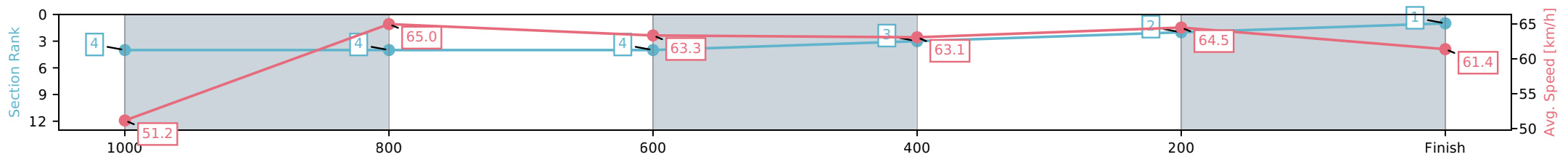
Horse/Jockey Name	Too Many Kisses/Tahlia Fenlon
Finish Rank	1
Fastest Section Time (Section)	0:11.09 (1000-800)
Top Speed [km/h] (Section)	66.1 (1000-800)
Race State	Finished



Mackay QLD --Professional-2026-06-11  
 Race 4: LADBROKES POPULAR SRM BENCHMARK 50  
 Handicap - 1200m  
 11 June 2026 - 2:15PM  
 Track Rating: Good 4, Weather: Overcast, Rail Position: True Entire  
 Circuit



Section	L1200	L1000	L800	L600	L400	L200
Section Times	1:10.74 (0:13.88)	0:56.86 [4] (0:11.09)	0:45.76 [4] (0:11.35)	0:34.41 [4] (0:11.44)	0:22.97 [3] (0:11.22)	0:11.75 [2] (0:11.75)
Average Speed [km/h]	51.2	65.0	63.3	63.1	64.5	61.4
Top Speed [km/h]	65.0	66.1	65.5	64.7	65.9	64.4
Avg. Dist. to Rail [m]	1.9	0.8	0.5	1.0	3.3	4.2
Avg. Stride Freq. [Hz]	2.5	2.4	2.3	2.4	2.4	2.4
Avg. Stride Length [m]	6.5	7.5	7.7	7.4	7.3	7.3



[ ] Ranking at each section and finish  
 -:-:- No data available at this section  
 NA No data available

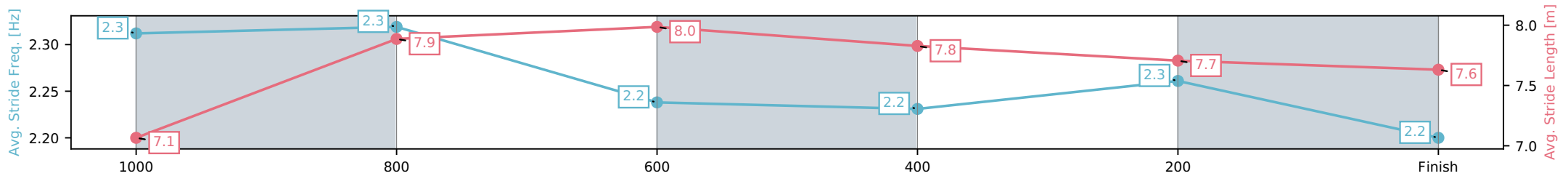
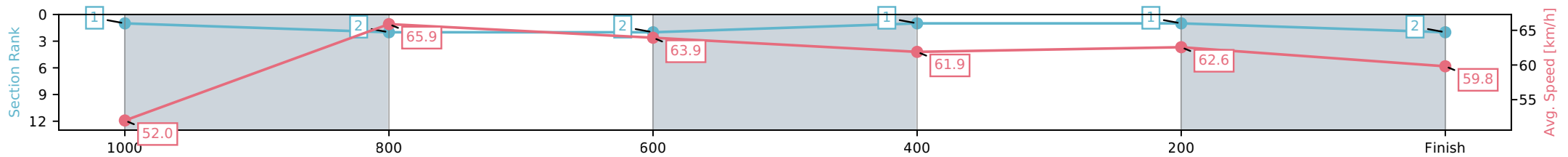
Horse/Jockey Name	Five Star King/Aidan Holt
Finish Rank	2
Fastest Section Time (Section)	0:11.00 (1000-800)
Top Speed [km/h] (Section)	68.2 (1200 - 1000)
Race State	Finished



Mackay QLD --Professional-2026-06-11  
 Race 4: LADBROKES POPULAR SRM BENCHMARK 50 Handicap - 1200m  
 11 June 2026 - 2:15PM  
 Track Rating: Good 4, Weather: Overcast, Rail Position: True Entire Circuit



Section	L1200	L1000	L800	L600	L400	L200
Section Times	1:11.01 (0:13.71)	0:57.30 [1] (0:11.00)	0:46.30 [2] (0:11.24)	0:35.06 [2] (0:11.47)	0:23.60 [1] (0:11.50)	0:12.09 [1] (0:12.09)
Average Speed [km/h]	52.0	65.9	63.9	61.9	62.6	59.8
Top Speed [km/h]	68.2	68.0	65.6	63.3	63.2	62.1
Avg. Dist. to Rail [m]	6.3	2.2	0.8	1.8	0.7	1.2
Avg. Stride Freq. [Hz]	2.3	2.3	2.2	2.2	2.3	2.2
Avg. Stride Length [m]	7.1	7.9	8.0	7.8	7.7	7.6



- [ ] Ranking at each section and finish
- :-:- No data available at this section
- NA No data available

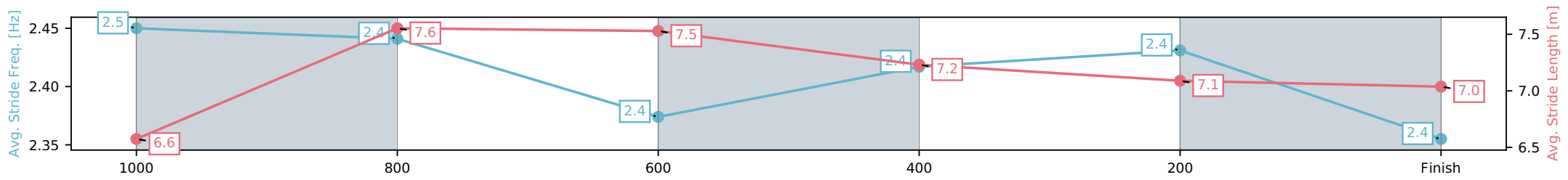
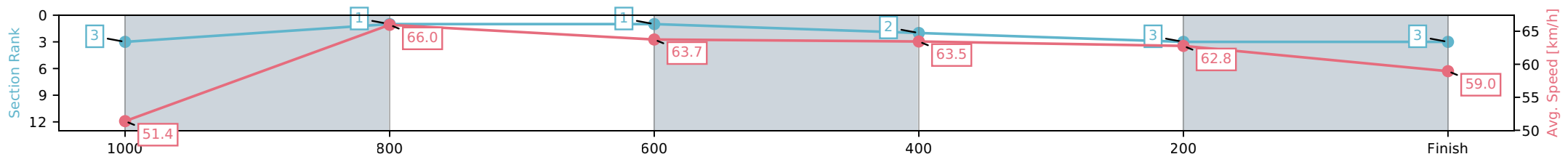
Horse/Jockey Name	Four Leaf Wonder/Paul Hamblin
Finish Rank	3
Fastest Section Time (Section)	0:10.90 (1000-800)
Top Speed [km/h] (Section)	66.8 (1000-800)
Race State	Finished



Mackay QLD --Professional-2026-06-11  
 Race 4: LADBROKES POPULAR SRM BENCHMARK 50  
 Handicap - 1200m  
 11 June 2026 - 2:15PM  
 Track Rating: Good 4, Weather: Overcast, Rail Position: True Entire  
 Circuit



Section	L1200	L1000	L800	L600	L400	L200
Section Times	1:11.31 (0:13.78)	0:57.52 [3] (0:10.90)	0:46.62 [1] (0:11.26)	0:35.37 [1] (0:11.48)	0:23.89 [2] (0:11.59)	0:12.30 [3] (0:12.30)
Average Speed [km/h]	51.4	66.0	63.7	63.5	62.8	59.0
Top Speed [km/h]	66.5	66.8	65.5	64.8	64.6	62.6
Avg. Dist. to Rail [m]	0.7	0.6	0.7	1.8	5.2	5.9
Avg. Stride Freq. [Hz]	2.5	2.4	2.4	2.4	2.4	2.4
Avg. Stride Length [m]	6.6	7.6	7.5	7.2	7.1	7.0



[ ] Ranking at each section and finish  
 -:-:- No data available at this section  
 NA No data available

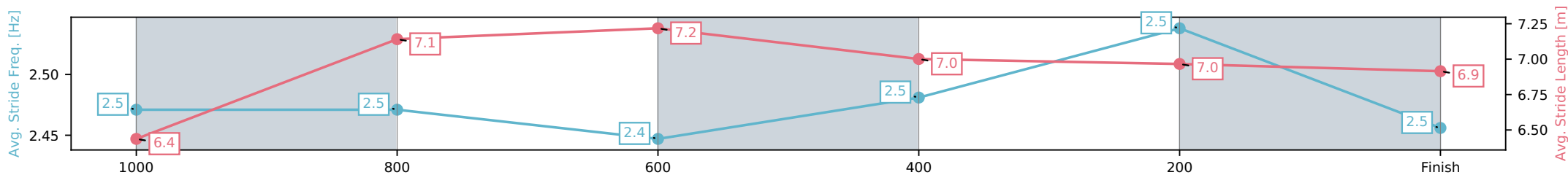
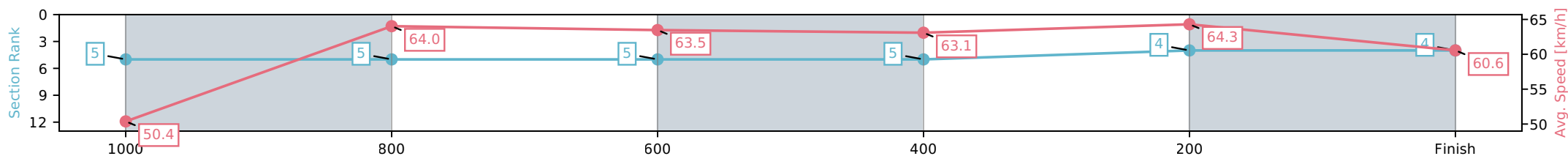
Horse/Jockey Name	Silent Angel/McKenzie Apel
Finish Rank	4
Fastest Section Time (Section)	0:11.31 (400-200)
Top Speed [km/h] (Section)	64.9 (1000-800)
Race State	Finished



Mackay QLD --Professional-2026-06-11  
 Race 4: LADBROKES POPULAR SRM BENCHMARK 50 Handicap - 1200m  
 11 June 2026 - 2:15PM  
 Track Rating: Good 4, Weather: Overcast, Rail Position: True Entire Circuit



Section	L1200	L1000	L800	L600	L400	L200
Section Times	1:11.51 (0:14.06)	0:57.46 [5] (0:11.31)	0:46.14 [5] (0:11.36)	0:34.79 [5] (0:11.52)	0:23.27 [5] (0:11.31)	0:11.96 [4] (0:11.96)
Average Speed [km/h]	50.4	64.0	63.5	63.1	64.3	60.6
Top Speed [km/h]	63.4	64.9	64.7	64.7	64.8	63.8
Avg. Dist. to Rail [m]	4.9	2.2	0.8	1.3	5.8	7.7
Avg. Stride Freq. [Hz]	2.5	2.5	2.4	2.5	2.5	2.5
Avg. Stride Length [m]	6.4	7.1	7.2	7.0	7.0	6.9



- [ ] Ranking at each section and finish
- :-:- No data available at this section
- NA No data available

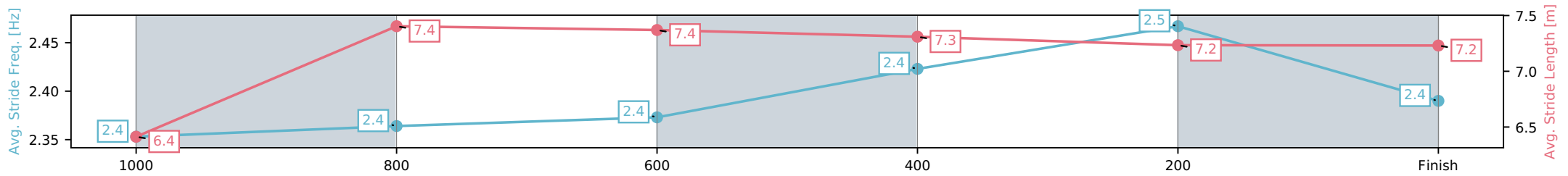
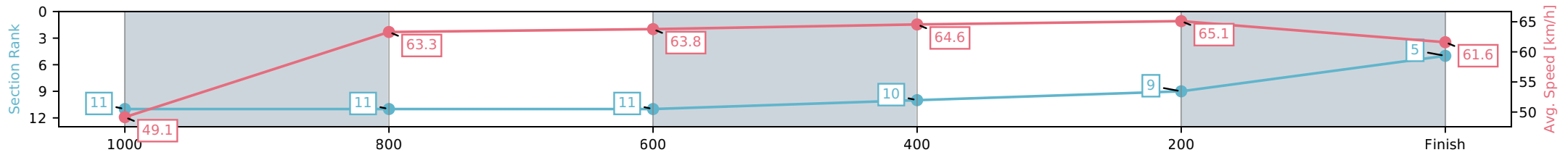
Horse/Jockey Name	Ravenite/Tasha Chambers
Finish Rank	5
Fastest Section Time (Section)	0:11.18 (400-200)
Top Speed [km/h] (Section)	66.4 (400-200)
Race State	Finished



Mackay QLD --Professional-2026-06-11  
 Race 4: LADBROKES POPULAR SRM BENCHMARK 50  
 Handicap - 1200m  
 11 June 2026 - 2:15PM  
 Track Rating: Good 4, Weather: Overcast, Rail Position: True Entire  
 Circuit



Section	L1200	L1000	L800	L600	L400	L200
Section Times	1:11.59 (0:14.63)	0:56.96 [11] (0:11.45)	0:45.50 [11] (0:11.33)	0:34.17 [11] (0:11.34)	0:22.83 [10] (0:11.18)	0:11.66 [9] (0:11.66)
Average Speed [km/h]	49.1	63.3	63.8	64.6	65.1	61.6
Top Speed [km/h]	63.1	65.6	65.9	65.0	66.4	64.2
Avg. Dist. to Rail [m]	8.1	1.8	1.7	2.3	5.9	10.1
Avg. Stride Freq. [Hz]	2.4	2.4	2.4	2.4	2.5	2.4
Avg. Stride Length [m]	6.4	7.4	7.4	7.3	7.2	7.2



[ ] Ranking at each section and finish  
 -:-:- No data available at this section  
 NA No data available

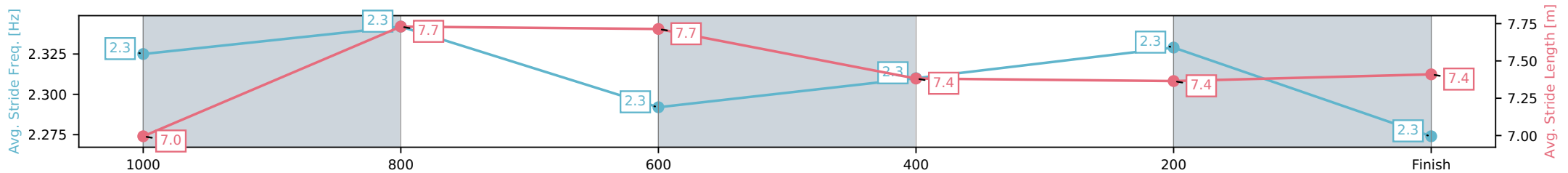
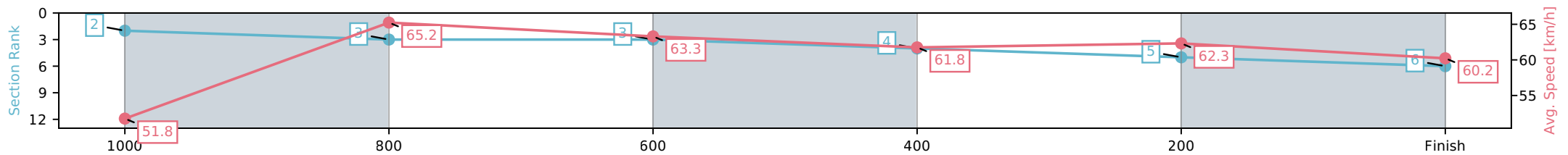
Horse/Jockey Name	Chalkley/Raul Silvera Olivera
Finish Rank	6
Fastest Section Time (Section)	0:11.08 (1000-800)
Top Speed [km/h] (Section)	67.1 (1000-800)
Race State	Finished



Mackay QLD --Professional-2026-06-11  
 Race 4: LADBROKES POPULAR SRM BENCHMARK 50  
 Handicap - 1200m  
 11 June 2026 - 2:15PM  
 Track Rating: Good 4, Weather: Overcast, Rail Position: True Entire  
 Circuit



Section	L1200	L1000	L800	L600	L400	L200
Section Times	1:11.61 (0:13.73)	0:57.88 [2] (0:11.08)	0:46.80 [3] (0:11.41)	0:35.40 [3] (0:11.70)	0:23.69 [4] (0:11.64)	0:12.05 [5] (0:12.05)
Average Speed [km/h]	51.8	65.2	63.3	61.8	62.3	60.2
Top Speed [km/h]	66.5	67.1	64.6	62.9	63.3	62.0
Avg. Dist. to Rail [m]	3.9	1.5	0.9	0.8	3.9	5.0
Avg. Stride Freq. [Hz]	2.3	2.3	2.3	2.3	2.3	2.3
Avg. Stride Length [m]	7.0	7.7	7.7	7.4	7.4	7.4



- [ ] Ranking at each section and finish
- :-:- No data available at this section
- NA No data available

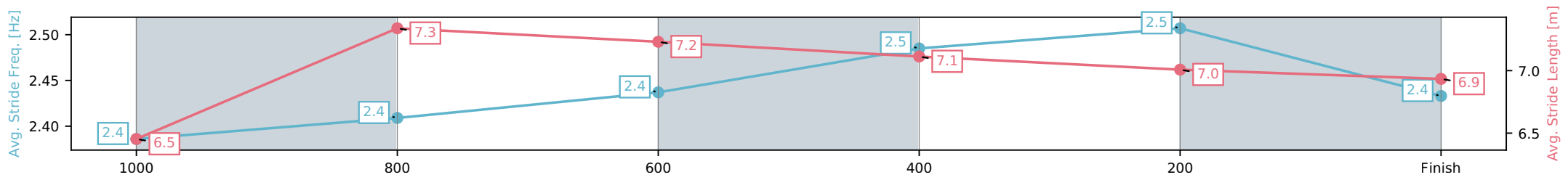
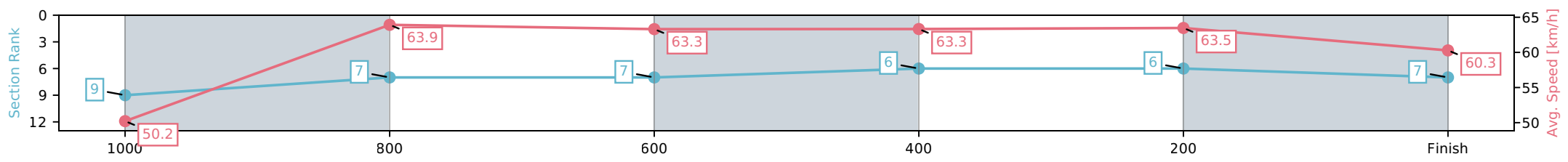
Horse/Jockey Name	Quest Of Quests/Ashley Butler
Finish Rank	7
Fastest Section Time (Section)	0:11.30 (1000-800)
Top Speed [km/h] (Section)	65.7 (800-600)
Race State	Finished



Mackay QLD --Professional-2026-06-11  
 Race 4: LADBROKES POPULAR SRM BENCHMARK 50  
 Handicap - 1200m  
 11 June 2026 - 2:15PM  
 Track Rating: Good 4, Weather: Overcast, Rail Position: True Entire  
 Circuit



Section	L1200	L1000	L800	L600	L400	L200
Section Times	1:11.64 (0:14.31)	0:57.33 [9] (0:11.30)	0:46.02 [7] (0:11.38)	0:34.65 [7] (0:11.31)	0:23.34 [6] (0:11.39)	0:11.94 [6] (0:11.94)
Average Speed [km/h]	50.2	63.9	63.3	63.3	63.5	60.3
Top Speed [km/h]	63.1	65.4	65.7	64.5	64.5	62.6
Avg. Dist. to Rail [m]	6.7	1.5	0.6	0.7	3.6	7.1
Avg. Stride Freq. [Hz]	2.4	2.4	2.4	2.5	2.5	2.4
Avg. Stride Length [m]	6.5	7.3	7.2	7.1	7.0	6.9



[ ] Ranking at each section and finish  
 -:-:- No data available at this section  
 NA No data available

Horse/Jockey Name	Diamond Lucy/Masayuki Abe
Finish Rank	8
Fastest Section Time (Section)	0:11.22 (400-200)
Top Speed [km/h] (Section)	66.2 (400-200)
Race State	Finished



Mackay QLD --Professional-2026-06-11

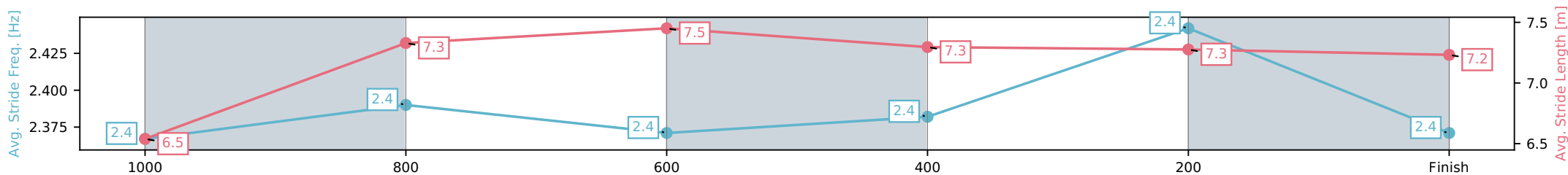
Race 4: LADBROKES POPULAR SRM BENCHMARK 50  
Handicap - 1200m

11 June 2026 - 2:15PM

Track Rating: Good 4, Weather: Overcast, Rail Position: True Entire  
Circuit



Section	L1200	L1000	L800	L600	L400	L200
Section Times	1:11.67 (0:14.31)	0:57.36 [8] (0:11.44)	0:45.93 [10] (0:11.32)	0:34.60 [8] (0:11.51)	0:23.09 [8] (0:11.22)	0:11.87 [7] (0:11.87)
Average Speed [km/h]	50.1	63.2	63.6	62.9	64.6	61.1
Top Speed [km/h]	64.6	64.2	64.0	64.5	66.2	63.9
Avg. Dist. to Rail [m]	6.9	1.5	0.6	1.0	3.5	2.4
Avg. Stride Freq. [Hz]	2.4	2.4	2.4	2.4	2.4	2.4
Avg. Stride Length [m]	6.5	7.3	7.5	7.3	7.3	7.2



- [ ] Ranking at each section and finish
- :-:- No data available at this section
- NA No data available

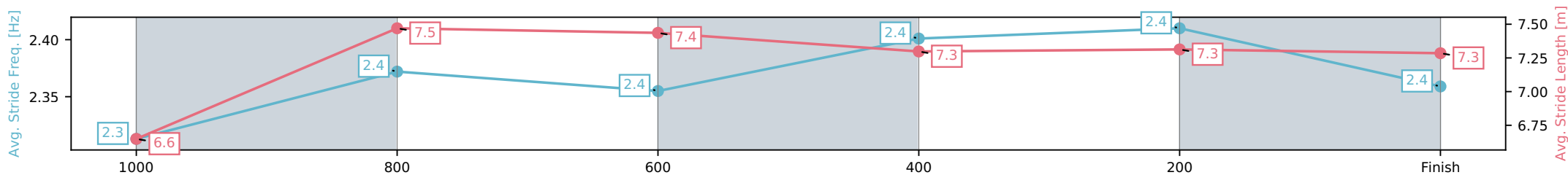
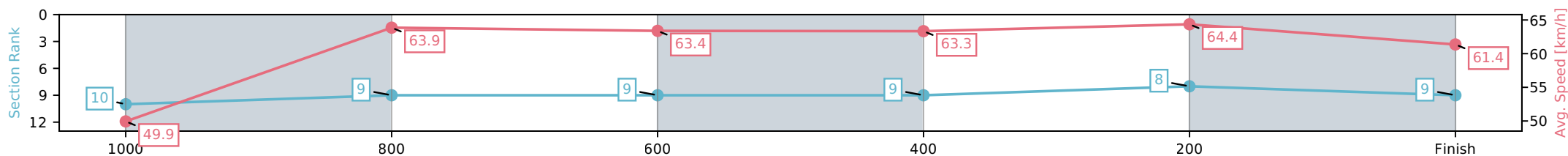
Horse/Jockey Name	Starmeira/Ivo Fry
Finish Rank	9
Fastest Section Time (Section)	0:11.30 (400-200)
Top Speed [km/h] (Section)	65.7 (400-200)
Race State	Finished



Mackay QLD --Professional-2026-06-11  
 Race 4: LADBROKES POPULAR SRM BENCHMARK 50  
 Handicap - 1200m  
 11 June 2026 - 2:15PM  
 Track Rating: Good 4, Weather: Overcast, Rail Position: True Entire  
 Circuit



Section	L1200	L1000	L800	L600	L400	L200
Section Times	1:11.68 (0:14.36)	0:57.32 [10] (0:11.36)	0:45.96 [9] (0:11.39)	0:34.57 [9] (0:11.48)	0:23.08 [9] (0:11.30)	0:11.78 [8] (0:11.78)
Average Speed [km/h]	49.9	63.9	63.4	63.3	64.4	61.4
Top Speed [km/h]	65.3	64.9	64.9	65.0	65.7	63.8
Avg. Dist. to Rail [m]	7.6	2.3	1.2	1.3	5.1	4.1
Avg. Stride Freq. [Hz]	2.3	2.4	2.4	2.4	2.4	2.4
Avg. Stride Length [m]	6.6	7.5	7.4	7.3	7.3	7.3



- [ ] Ranking at each section and finish
- :-:- No data available at this section
- NA No data available

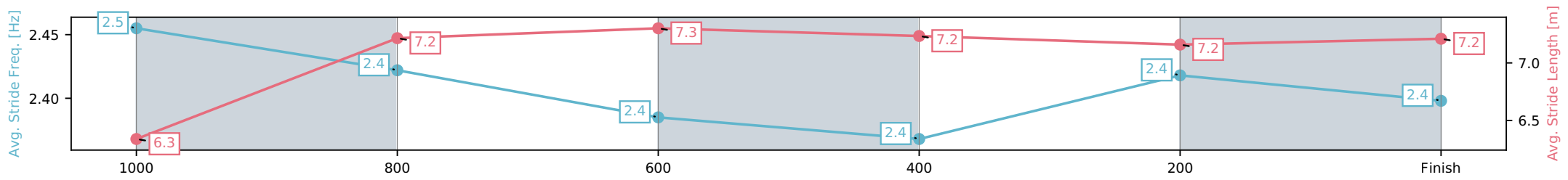
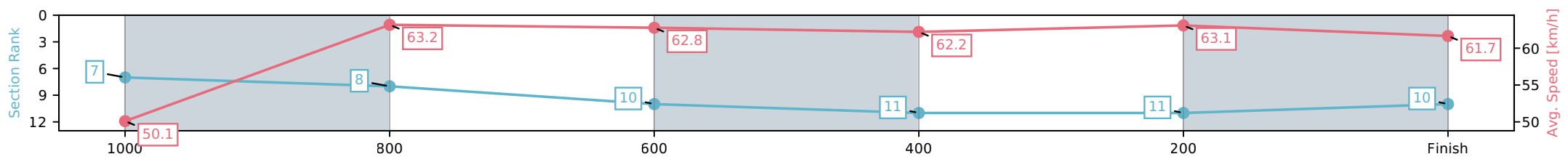
Horse/Jockey Name	Sound The Bugle/Georgina Cartwright
Finish Rank	10
Fastest Section Time (Section)	0:11.44 (1000-800)
Top Speed [km/h] (Section)	64.9 (400-200)
Race State	Finished



Mackay QLD --Professional-2026-06-11  
 Race 4: LADBROKES POPULAR SRM BENCHMARK 50 Handicap - 1200m  
 11 June 2026 - 2:15PM  
 Track Rating: Good 4, Weather: Overcast, Rail Position: True Entire Circuit



Section	L1200	L1000	L800	L600	L400	L200
Section Times	1:12.12 (0:14.24)	0:57.88 [7] (0:11.44)	0:46.44 [8] (0:11.53)	0:34.91 [10] (0:11.73)	0:23.18 [11] (0:11.50)	0:11.69 [11] (0:11.69)
Average Speed [km/h]	50.1	63.2	62.8	62.2	63.1	61.7
Top Speed [km/h]	63.7	64.0	63.9	64.2	64.9	64.6
Avg. Dist. to Rail [m]	4.5	1.4	1.6	1.8	3.9	4.8
Avg. Stride Freq. [Hz]	2.5	2.4	2.4	2.4	2.4	2.4
Avg. Stride Length [m]	6.3	7.2	7.3	7.2	7.2	7.2



[ ] Ranking at each section and finish  
 -:-:- No data available at this section  
 NA No data available

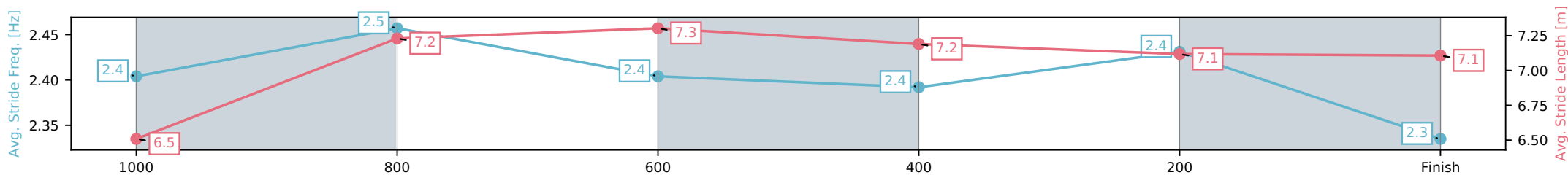
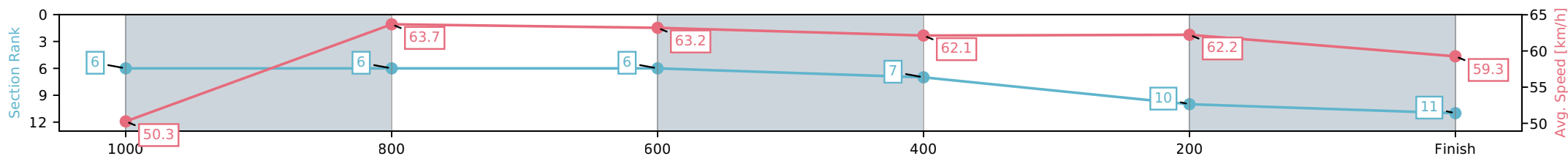
Horse/Jockey Name	Fioreen/Tom Orr
Finish Rank	11
Fastest Section Time (Section)	0:11.32 (1000-800)
Top Speed [km/h] (Section)	65.4 (1000-800)
Race State	Finished



Mackay QLD --Professional-2026-06-11  
 Race 4: LADBROKES POPULAR SRM BENCHMARK 50  
 Handicap - 1200m  
 11 June 2026 - 2:15PM  
 Track Rating: Good 4, Weather: Overcast, Rail Position: True Entire  
 Circuit



Section	L1200	L1000	L800	L600	L400	L200
Section Times	1:12.36 (0:14.17)	0:58.19 [6] (0:11.32)	0:46.87 [6] (0:11.41)	0:35.46 [6] (0:11.60)	0:23.86 [7] (0:11.61)	0:12.26 [10] (0:12.26)
Average Speed [km/h]	50.3	63.7	63.2	62.1	62.2	59.3
Top Speed [km/h]	65.1	65.4	64.2	63.4	63.8	60.7
Avg. Dist. to Rail [m]	2.1	0.6	0.7	0.7	2.2	2.8
Avg. Stride Freq. [Hz]	2.4	2.5	2.4	2.4	2.4	2.3
Avg. Stride Length [m]	6.5	7.2	7.3	7.2	7.1	7.1



- [ ] Ranking at each section and finish
- :-:- No data available at this section
- NA No data available



Mackay QLD  
 Race 5: LADBROKES ODDS SURGE Class 3 Plate - 1300m  
 11 June 2026 - 2:50PM



MACKAY TURF CLUB  
 Ooralea Racecourse

Track Rating: Good 4, Weather: Overcast, Rail Position: True Entire Circuit

Field Times (Race Tempo)      1:17.05    1:09.07    0:57.89    0:46.41    0:34.68    0:22.80    0:11.59  
 (0:07.98)    (0:11.18)    (0:11.48)    (0:11.73)    (0:11.87)    (0:11.22)    (0:11.59)

Rank	TAB#	Horse	Overall Time	First 400m	Top Speed km/h (Section)	L1300	L1200	L1000	L800	L600	L400	L200	
	(BAR#)	Jockey	Margin (DT-W)	Last 600m	Fastest Section (Time)	Start - 1200	1200 - 1000	1000 - 800	800 - 600	600 - 400	400 - 200	200 - Finish	
1	1	Determination	1:17.05	0:25.24	66.1 (400-200)	1:17.05	1:08.91 [3]	0:57.53 [4]	0:46.04 [4]	0:34.41 [4]	0:22.64 [4]	0:11.43 [2]	
	(9)	Aidan Holt		0:34.42	400-200 (0:11.22)	(0:08.14)	(0:11.38)	(0:11.49)	(0:11.63)	(0:11.77)	(0:11.22)	(0:11.43)	
2	5	Spirit Of Mac	1:17.20	0:25.13	66.6 (400-200)	1:17.20	1:09.04 [4]	0:57.75 [2]	0:46.38 [2]	0:34.67 [2]	0:22.91 [2]	0:11.74 [1]	
	(1)	Chelsea Jokic	0.9L (-2)	0:34.67	400-200 (0:11.17)	(0:08.16)	(0:11.29)	0:11.37	(0:11.71)	(0:11.76)	(0:11.17)	(0:11.74)	
3	2	Got Gumption	1:17.24	0:25.67	67.0 (400-200)	1:17.24	1:08.69 [8]	0:57.33 [8]	0:45.75 [8]	0:34.18 [9]	0:22.54 [8]	0:11.38 [5]	
	(8)	Adam Sewell	1.1L (+5)	0:34.18	400-200 (0:11.16)	(0:08.55)	(0:11.36)	(0:11.57)	(0:11.58)	0:11.64	0:11.16	0:11.38	
4	4	Settat	1:17.39	0:25.24	67.5 (1200-1000)	1:17.39	1:09.04 [5]	0:57.83 [5]	0:46.46 [3]	0:34.79 [3]	0:23.00 [3]	0:11.67 [3]	
	(3)	Nikki Olzard	2.0L (-2)	0:34.79	1200-1000 (0:11.22)	(0:08.35)	(0:11.22)	0:11.37	(0:11.67)	(0:11.78)	(0:11.34)	(0:11.67)	
5	11	Bluebird Bay	1:17.49	0:25.46	65.7 (400-200)	1:17.49	1:09.06 [6]	0:57.73 [6]	0:46.25 [6]	0:34.68 [7]	0:22.91 [6]	0:11.60 [7]	
	(5)	Ryan Wiggins	2.6L (-2)	0:34.68	400-200 (0:11.31)	(0:08.43)	(0:11.33)	(0:11.48)	(0:11.57)	(0:11.77)	(0:11.31)	(0:11.60)	
6	10	Smashing Rosie	1:17.73	0:25.53	65.5 (400-200)	1:17.73	1:09.25 [7]	0:57.90 [7]	0:46.45 [7]	0:34.93 [6]	0:23.14 [7]	0:11.85 [6]	
	(7)	Sean Cormack	4.0L (-1)	0:34.93	400-200 (0:11.29)	(0:08.48)	(0:11.35)	(0:11.46)	0:11.52	(0:11.79)	(0:11.29)	(0:11.85)	
7	3	Rashford	1:17.95	0:25.23	65.7 (1200-1000)	1:17.95	1:09.83 [2]	0:58.46 [3]	0:46.88 [5]	0:35.25 [5]	0:23.38 [5]	0:12.04 [8]	
	(10)	Raul Silvera Olivera	5.3L (+4)	0:35.25	400-200 (0:11.34)	(0:08.12)	(0:11.37)	(0:11.58)	(0:11.63)	(0:11.87)	(0:11.34)	(0:12.04)	
8	6	Betta Than Presley	1:17.96	0:25.78	65.5 (1200-1000)	1:17.96	1:09.13 [9]	0:57.91 [9]	0:46.42 [9]	0:34.91 [8]	0:23.18 [9]	0:11.91 [9]	
	(6)	Chris McIver	5.3L (-1)	0:34.90	1200-1000 (0:11.22)	(0:08.83)	(0:11.22)	(0:11.49)	0:11.52	(0:11.72)	(0:11.27)	(0:11.91)	
9	12	Maravillas	1:18.00	0:24.81	67.7 (1200-1000)	1:18.00	1:10.02 [1]	0:58.84 [1]	0:47.36 [1]	0:35.63 [1]	0:23.76 [1]	0:12.25 [4]	
	(4)	Nathan Thomas	5.5L (+0)	0:35.63	1200-1000 (0:11.18)	(0:07.98)	0:11.18	(0:11.48)	(0:11.73)	(0:11.87)	(0:11.51)	(0:12.25)	

Scratched: Five Star King (#7), He's The One (#8), Twin Turbo (#9)

Report Created: Thu 11 June 2026

(Note: Races are conducted over an approximate distance as close as possible to the advertised distance, and recorded data may vary accordingly. Official times refer to race times only and do not include handicap times.)

[ ] Position in running at each section and finish    TAB# Saddle cloth number  
 -:-:- No data available at this section    BAR# Barrier/Gate Position  
 NA No data available    DNF Did not finish  
 DNT Did not track    DT-W Distance travelled compared to winner in metres

Fastest split  
 Fastest section

data processed by TRIPLESDATA

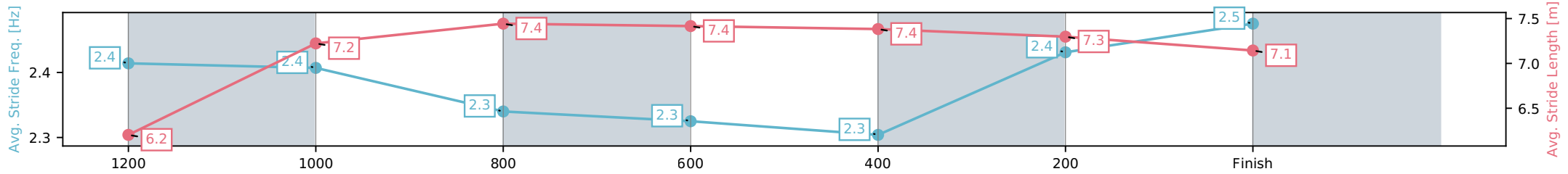
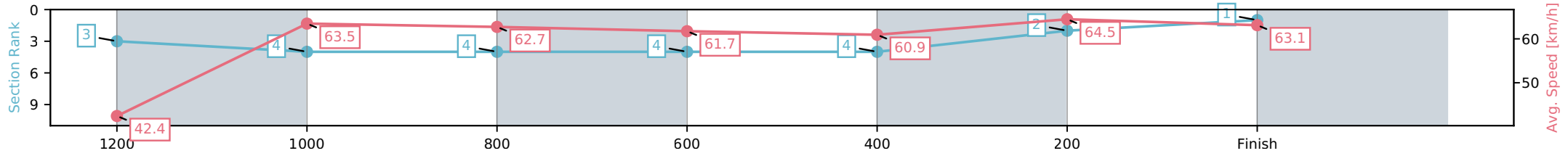
Horse/Jockey Name	Determination/Aidan Holt
Finish Rank	1
Fastest Section Time (Section)	0:11.22 (400-200)
Top Speed [km/h] (Section)	66.1 (400-200)
Race State	Finished



Mackay QLD --Professional-2026-06-11  
 Race 5: LADBROKES ODDS SURGE Class 3 Plate - 1300m  
 11 June 2026 - 2:50PM  
 Track Rating: Good 4, Weather: Overcast, Rail Position: True Entire Circuit



Section	L1300	L1200	L1000	L800	L600	L400	L200
Section Times	1:17.05 (0:08.14)	1:08.91 [3] (0:11.38)	0:57.53 [4] (0:11.49)	0:46.04 [4] (0:11.63)	0:34.41 [4] (0:11.77)	0:22.64 [4] (0:11.22)	0:11.43 [2] (0:11.43)
Average Speed [km/h]	42.4	63.5	62.7	61.7	60.9	64.5	63.1
Top Speed [km/h]	61.5	65.4	64.5	63.7	62.1	66.1	65.7
Avg. Dist. to Rail [m]	9.0	1.8	0.4	0.4	1.0	2.4	2.9
Avg. Stride Freq. [Hz]	2.4	2.4	2.3	2.3	2.3	2.4	2.5
Avg. Stride Length [m]	6.2	7.2	7.4	7.4	7.4	7.3	7.1



[ ] Ranking at each section and finish  
 -:-:- No data available at this section  
 NA No data available

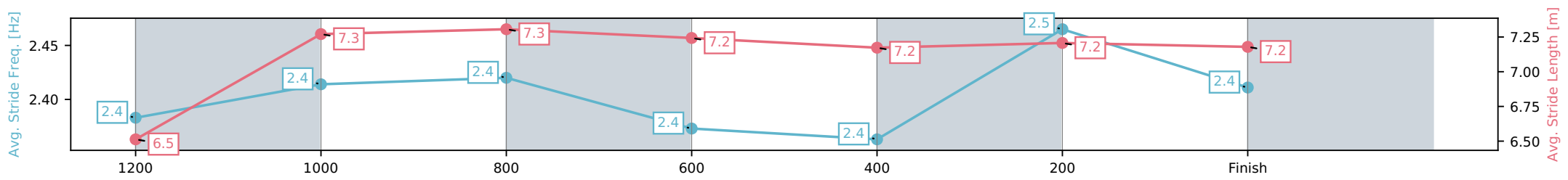
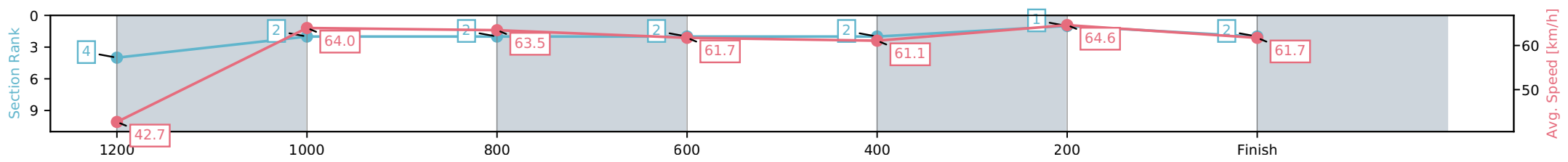
Horse/Jockey Name	Spirit Of Mac/Chelsea Jokic
Finish Rank	2
Fastest Section Time (Section)	0:11.17 (400-200)
Top Speed [km/h] (Section)	66.6 (400-200)
Race State	Finished



Mackay QLD --Professional-2026-06-11  
 Race 5: LADBROKES ODDS SURGE Class 3 Plate - 1300m  
 11 June 2026 - 2:50PM  
 Track Rating: Good 4, Weather: Overcast, Rail Position: True Entire Circuit



Section	L1300	L1200	L1000	L800	L600	L400	L200
Section Times	1:17.20 (0:08.16)	1:09.04 [4] (0:11.29)	0:57.75 [2] (0:11.37)	0:46.38 [2] (0:11.71)	0:34.67 [2] (0:11.76)	0:22.91 [2] (0:11.17)	0:11.74 [1] (0:11.74)
Average Speed [km/h]	42.7	64.0	63.5	61.7	61.1	64.6	61.7
Top Speed [km/h]	61.3	65.8	65.7	64.9	63.4	66.6	64.9
Avg. Dist. to Rail [m]	5.4	1.3	1.1	1.0	0.6	2.1	2.8
Avg. Stride Freq. [Hz]	2.4	2.4	2.4	2.4	2.4	2.5	2.4
Avg. Stride Length [m]	6.5	7.3	7.3	7.2	7.2	7.2	7.2



[ ] Ranking at each section and finish  
 -.-.- No data available at this section  
 NA No data available

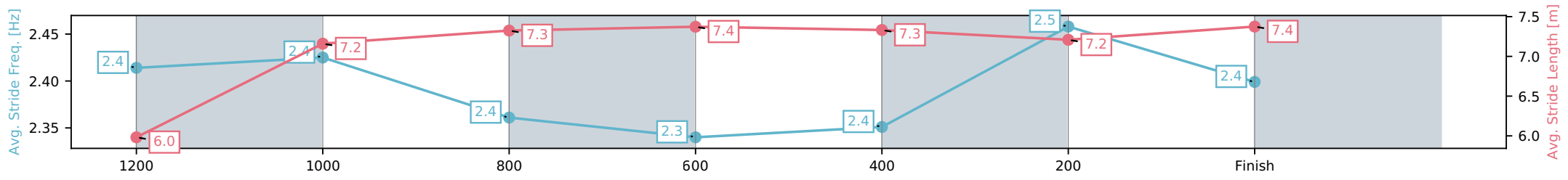
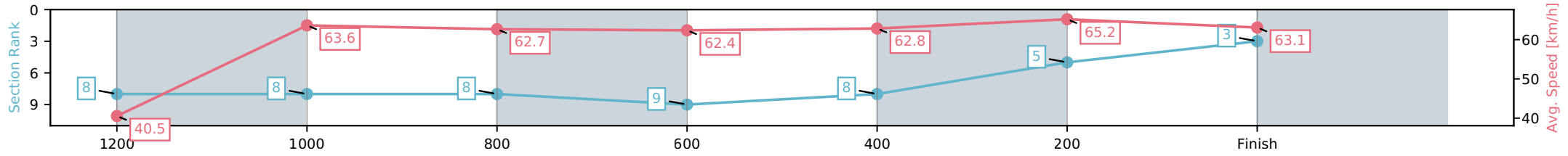
Horse/Jockey Name	Got Gumption/Adam Sewell
Finish Rank	3
Fastest Section Time (Section)	0:11.16 (400-200)
Top Speed [km/h] (Section)	67.0 (400-200)
Race State	Finished



Mackay QLD --Professional-2026-06-11  
 Race 5: LADBROKES ODDS SURGE Class 3 Plate - 1300m  
 11 June 2026 - 2:50PM  
 Track Rating: Good 4, Weather: Overcast, Rail Position: True Entire Circuit



Section	L1300	L1200	L1000	L800	L600	L400	L200
Section Times	1:17.24 (0:08.55)	1:08.69 [8] (0:11.36)	0:57.33 [8] (0:11.57)	0:45.75 [8] (0:11.58)	0:34.18 [9] (0:11.64)	0:22.54 [8] (0:11.16)	0:11.38 [5] (0:11.38)
Average Speed [km/h]	40.5	63.6	62.7	62.4	62.8	65.2	63.1
Top Speed [km/h]	59.4	66.8	64.1	63.3	64.4	67.0	65.4
Avg. Dist. to Rail [m]	9.6	3.0	2.1	1.4	2.0	5.5	5.5
Avg. Stride Freq. [Hz]	2.4	2.4	2.4	2.3	2.4	2.5	2.4
Avg. Stride Length [m]	6.0	7.2	7.3	7.4	7.3	7.2	7.4



[ ] Ranking at each section and finish  
 -:-:- No data available at this section  
 NA No data available

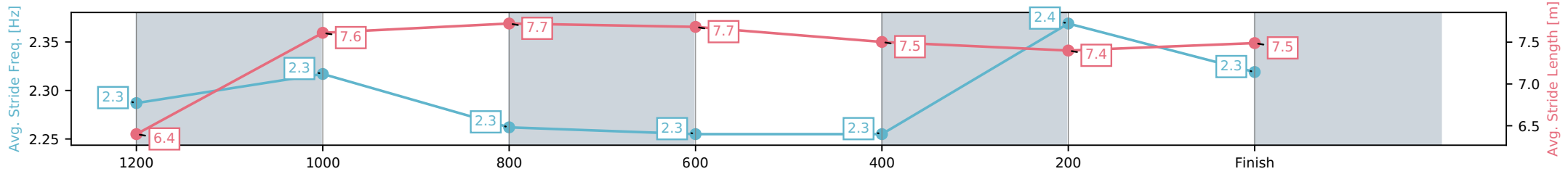
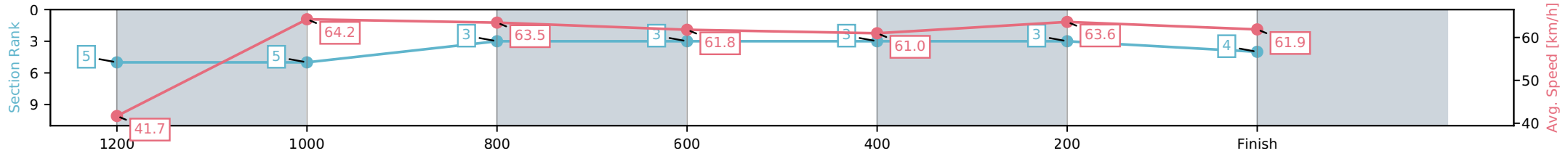
Horse/Jockey Name	Settat/Nikki Olzard
Finish Rank	4
Fastest Section Time (Section)	0:11.22 (1200-1000)
Top Speed [km/h] (Section)	67.5 (1200-1000)
Race State	Finished



Mackay QLD --Professional-2026-06-11  
 Race 5: LADBROKES ODDS SURGE Class 3 Plate - 1300m  
 11 June 2026 - 2:50PM  
 Track Rating: Good 4, Weather: Overcast, Rail Position: True Entire Circuit



Section	L1300	L1200	L1000	L800	L600	L400	L200
Section Times	1:17.39 (0:08.35)	1:09.04 [5] (0:11.22)	0:57.83 [5] (0:11.37)	0:46.46 [3] (0:11.67)	0:34.79 [3] (0:11.78)	0:23.00 [3] (0:11.34)	0:11.67 [3] (0:11.67)
Average Speed [km/h]	41.7	64.2	63.5	61.8	61.0	63.6	61.9
Top Speed [km/h]	60.1	67.5	64.5	64.2	61.7	66.3	64.2
Avg. Dist. to Rail [m]	5.1	1.0	0.9	0.5	0.5	2.0	2.7
Avg. Stride Freq. [Hz]	2.3	2.3	2.3	2.3	2.3	2.4	2.3
Avg. Stride Length [m]	6.4	7.6	7.7	7.7	7.5	7.4	7.5



[ ] Ranking at each section and finish  
 -:-:- No data available at this section  
 NA No data available

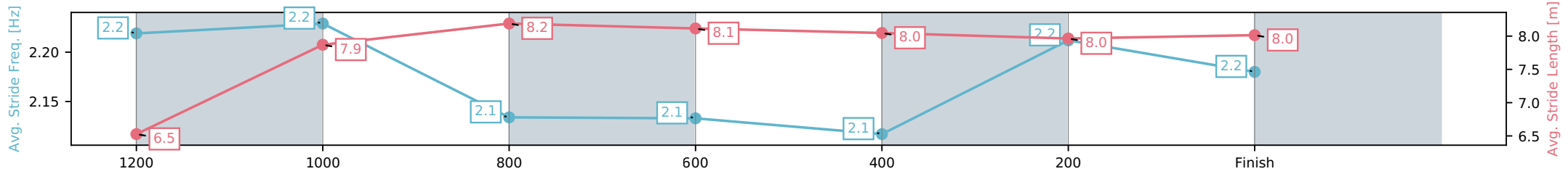
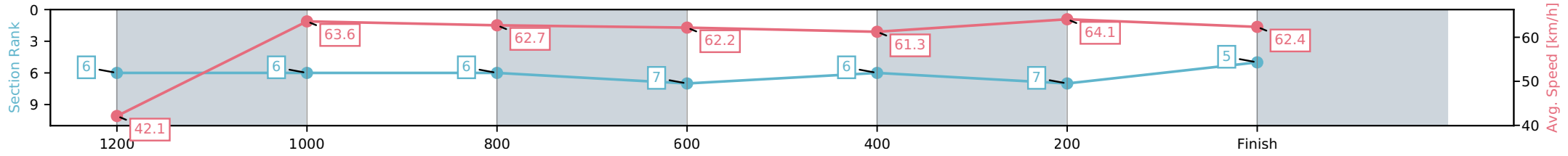
Horse/Jockey Name	Bluebird Bay/Ryan Wiggins
Finish Rank	5
Fastest Section Time (Section)	0:11.31 (400-200)
Top Speed [km/h] (Section)	65.7 (400-200)
Race State	Finished



Mackay QLD --Professional-2026-06-11  
 Race 5: LADBROKES ODDS SURGE Class 3 Plate - 1300m  
 11 June 2026 - 2:50PM  
 Track Rating: Good 4, Weather: Overcast, Rail Position: True Entire Circuit



Section	L1300	L1200	L1000	L800	L600	L400	L200
Section Times	1:17.49 (0:08.43)	1:09.06 [6] (0:11.33)	0:57.73 [6] (0:11.48)	0:46.25 [6] (0:11.57)	0:34.68 [7] (0:11.77)	0:22.91 [6] (0:11.31)	0:11.60 [7] (0:11.60)
Average Speed [km/h]	42.1	63.6	62.7	62.2	61.3	64.1	62.4
Top Speed [km/h]	61.8	64.0	63.5	63.1	62.7	65.7	64.4
Avg. Dist. to Rail [m]	5.1	0.7	0.3	0.4	0.7	3.4	4.7
Avg. Stride Freq. [Hz]	2.2	2.2	2.1	2.1	2.1	2.2	2.2
Avg. Stride Length [m]	6.5	7.9	8.2	8.1	8.0	8.0	8.0



[ ] Ranking at each section and finish  
 -:-:- No data available at this section  
 NA No data available

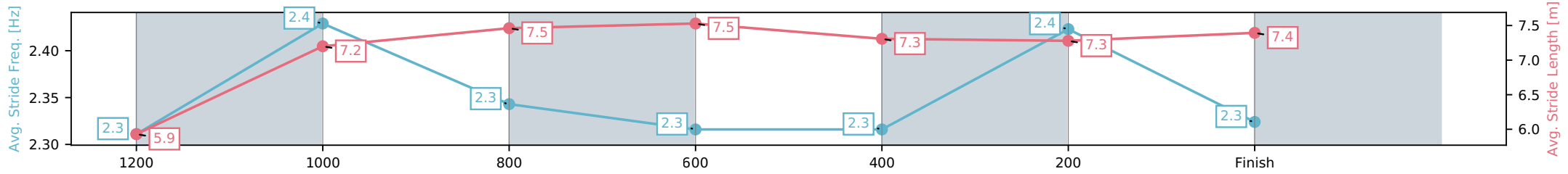
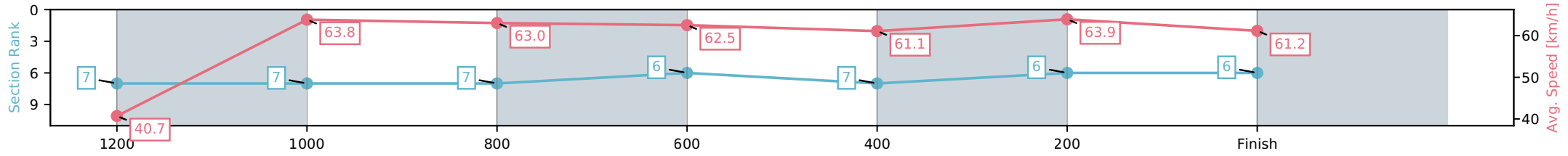
Horse/Jockey Name	Smashing Rosie/Sean Cormack
Finish Rank	6
Fastest Section Time (Section)	0:11.29 (400-200)
Top Speed [km/h] (Section)	65.5 (400-200)
Race State	Finished



Mackay QLD --Professional-2026-06-11  
 Race 5: LADBROKES ODDS SURGE Class 3 Plate - 1300m  
 11 June 2026 - 2:50PM  
 Track Rating: Good 4, Weather: Overcast, Rail Position: True Entire Circuit



Section	L1300	L1200	L1000	L800	L600	L400	L200
Section Times	1:17.73 (0:08.48)	1:09.25 [7] (0:11.35)	0:57.90 [7] (0:11.46)	0:46.45 [7] (0:11.52)	0:34.93 [6] (0:11.79)	0:23.14 [7] (0:11.29)	0:11.85 [6] (0:11.85)
Average Speed [km/h]	40.7	63.8	63.0	62.5	61.1	63.9	61.2
Top Speed [km/h]	61.3	65.2	64.4	64.6	62.2	65.5	64.0
Avg. Dist. to Rail [m]	8.5	2.1	1.0	0.5	0.5	2.5	3.5
Avg. Stride Freq. [Hz]	2.3	2.4	2.3	2.3	2.3	2.4	2.3
Avg. Stride Length [m]	5.9	7.2	7.5	7.5	7.3	7.3	7.4



[ ] Ranking at each section and finish  
 -:-:- No data available at this section  
 NA No data available

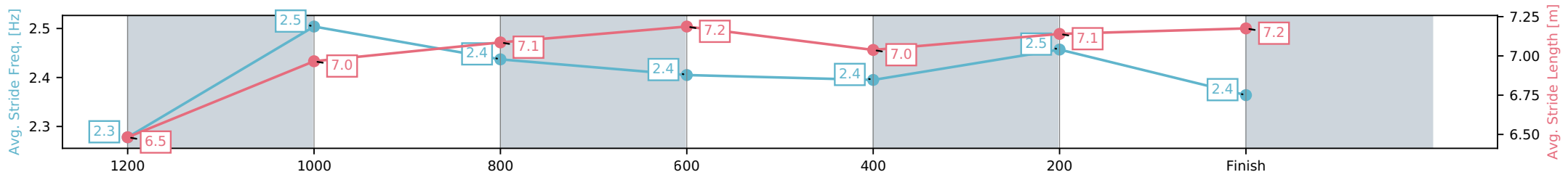
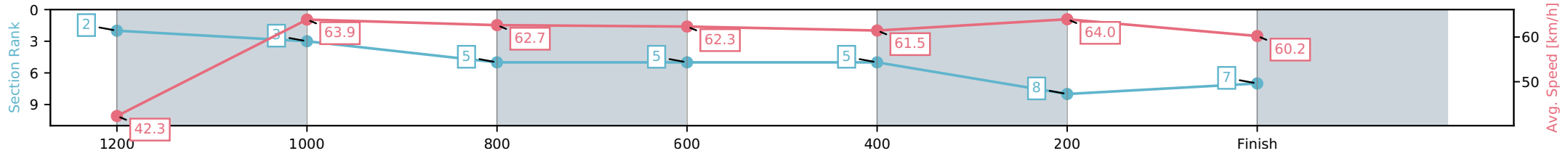
Horse/Jockey Name	Rashford/Raul Silvera Olivera
Finish Rank	7
Fastest Section Time (Section)	0:11.34 (400-200)
Top Speed [km/h] (Section)	65.7 (1200-1000)
Race State	Finished



Mackay QLD --Professional-2026-06-11  
 Race 5: LADBROKES ODDS SURGE Class 3 Plate - 1300m  
 11 June 2026 - 2:50PM  
 Track Rating: Good 4, Weather: Overcast, Rail Position: True Entire Circuit



Section	L1300	L1200	L1000	L800	L600	L400	L200
Section Times	1:17.95 (0:08.12)	1:09.83 [2] (0:11.37)	0:58.46 [3] (0:11.58)	0:46.88 [5] (0:11.63)	0:35.25 [5] (0:11.87)	0:23.38 [5] (0:11.34)	0:12.04 [8] (0:12.04)
Average Speed [km/h]	42.3	63.9	62.7	62.3	61.5	64.0	60.2
Top Speed [km/h]	64.9	65.7	63.4	63.5	62.1	65.0	63.6
Avg. Dist. to Rail [m]	10.7	4.2	2.7	2.2	1.7	3.8	4.9
Avg. Stride Freq. [Hz]	2.3	2.5	2.4	2.4	2.4	2.5	2.4
Avg. Stride Length [m]	6.5	7.0	7.1	7.2	7.0	7.1	7.2



[ ] Ranking at each section and finish  
 -:-:- No data available at this section  
 NA No data available

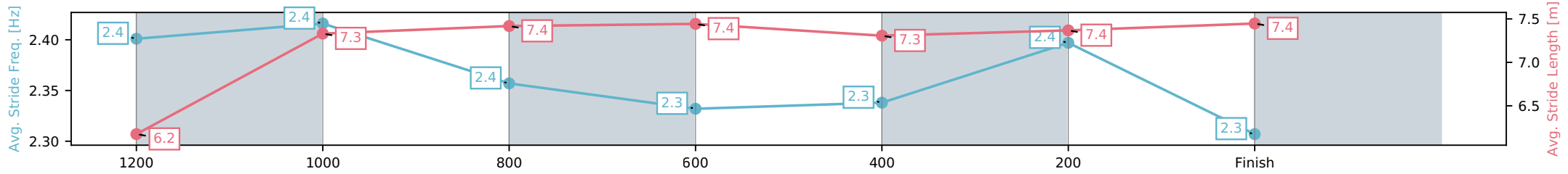
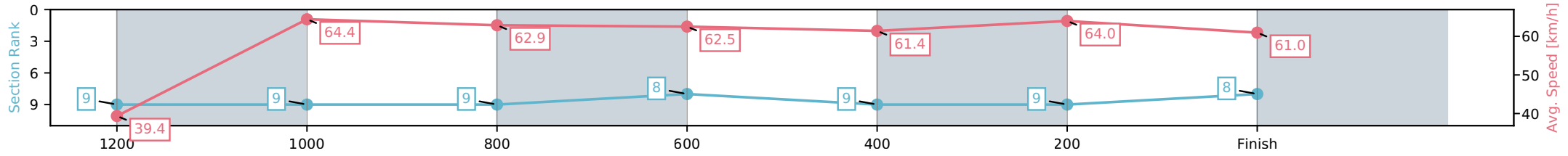
Horse/Jockey Name	Betta Than Presley/Chris McIver
Finish Rank	8
Fastest Section Time (Section)	0:11.22 (1200-1000)
Top Speed [km/h] (Section)	65.5 (1200-1000)
Race State	Finished



Mackay QLD --Professional-2026-06-11  
 Race 5: LADBROKES ODDS SURGE Class 3 Plate - 1300m  
 11 June 2026 - 2:50PM  
 Track Rating: Good 4, Weather: Overcast, Rail Position: True Entire Circuit



Section	L1300	L1200	L1000	L800	L600	L400	L200
Section Times	1:17.96 (0:08.83)	1:09.13 [9] (0:11.22)	0:57.91 [9] (0:11.49)	0:46.42 [9] (0:11.52)	0:34.91 [8] (0:11.72)	0:23.18 [9] (0:11.27)	0:11.91 [9] (0:11.91)
Average Speed [km/h]	39.4	64.4	62.9	62.5	61.4	64.0	61.0
Top Speed [km/h]	64.2	65.5	63.8	64.4	62.3	65.2	64.4
Avg. Dist. to Rail [m]	6.8	1.8	1.0	0.5	0.4	1.5	1.9
Avg. Stride Freq. [Hz]	2.4	2.4	2.4	2.3	2.3	2.4	2.3
Avg. Stride Length [m]	6.2	7.3	7.4	7.4	7.3	7.4	7.4



[ ] Ranking at each section and finish  
 -:-:- No data available at this section  
 NA No data available

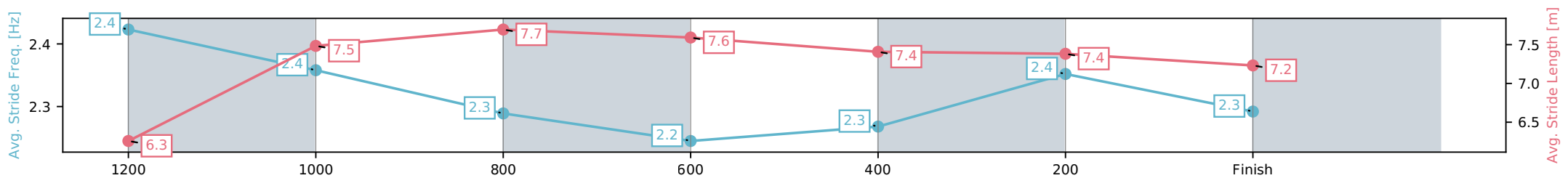
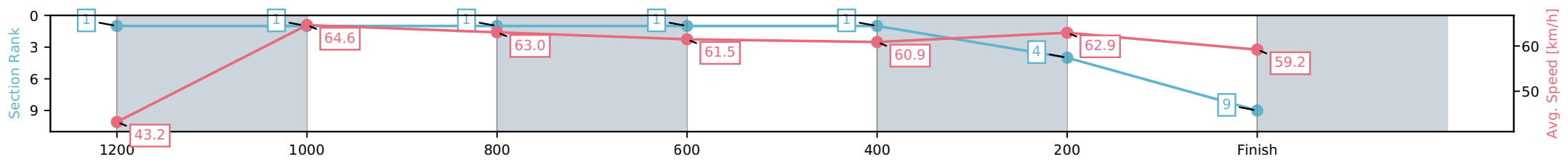
Horse/Jockey Name	Maravillas/Nathan Thomas
Finish Rank	9
Fastest Section Time (Section)	0:11.18 (1200-1000)
Top Speed [km/h] (Section)	67.7 (1200-1000)
Race State	Finished



Mackay QLD --Professional-2026-06-11  
 Race 5: LADBROKES ODDS SURGE Class 3 Plate - 1300m  
 11 June 2026 - 2:50PM  
 Track Rating: Good 4, Weather: Overcast, Rail Position: True Entire Circuit



Section	L1300	L1200	L1000	L800	L600	L400	L200
Section Times	1:18.00 (0:07.98)	1:10.02 [1] (0:11.18)	0:58.84 [1] (0:11.48)	0:47.36 [1] (0:11.73)	0:35.63 [1] (0:11.87)	0:23.76 [1] (0:11.51)	0:12.25 [4] (0:12.25)
Average Speed [km/h]	43.2	64.6	63.0	61.5	60.9	62.9	59.2
Top Speed [km/h]	63.4	67.7	66.5	62.9	61.9	64.6	63.3
Avg. Dist. to Rail [m]	6.5	2.1	1.5	1.0	1.0	1.9	1.1
Avg. Stride Freq. [Hz]	2.4	2.4	2.3	2.2	2.3	2.4	2.3
Avg. Stride Length [m]	6.3	7.5	7.7	7.6	7.4	7.4	7.2



[ ] Ranking at each section and finish  
 -:-:- No data available at this section  
 NA No data available





Mackay QLD  
 Race 6: NORTHERN JEWEL QTIS 3YO HANDICAP - 1300m  
 11 June 2026 - 3:25PM



MACKAY TURF CLUB  
 Ooralea Racecourse

Track Rating: Good 4, Weather: Overcast, Rail Position: True Entire Circuit

Field Times (Race Tempo)      1:15.86 (0:07.90)    1:07.96 (0:10.77)    0:57.19 (0:10.96)    0:46.23 (0:11.34)    0:34.88 (0:11.75)    0:23.14 (0:11.48)    0:11.65 (0:11.65)

Rank	TAB#	Horse	Overall Time	First 400m	Top Speed km/h (Section)	L1300	L1200	L1000	L800	L600	L400	L200	
	(BAR#)	Jockey	Margin (DT-W)	Last 600m	Fastest Section (Time)	Start - 1200	1200 - 1000	1000 - 800	800 - 600	600 - 400	400 - 200	200 - Finish	
11	8	Heroic Talent	1:17.46	0:25.08	66.6 (1000-800)	1:17.46	1:09.32 [7]	0:57.95 [10]	0:46.87 [10]	0:35.42 [11]	0:23.70 [10]	0:12.12 [12]	
	(7)	Raul Silvera Olivera	9.4L (+8)	0:35.43	1000-800 (0:11.09)	(0:08.14)	(0:11.36)	(0:11.09)	(0:11.45)	(0:11.72)	(0:11.59)	(0:12.12)	
12	9	Watchfulwilderness	1:17.83	0:24.49	68.7 (1200-1000)	1:17.83	1:09.69 [8]	0:58.72 [6]	0:47.89 [5]	0:36.44 [5]	0:24.47 [6]	0:12.52 [11]	
	(6)	McKenzie Apel	11.6L (+6)	0:36.44	1000-800 (0:10.83)	(0:08.14)	(0:10.96)	(0:10.83)	(0:11.45)	(0:11.98)	(0:11.94)	(0:12.52)	

Report Created: Thu 11 June 2026

(Note: Races are conducted over an approximate distance as close as possible to the advertised distance, and recorded data may vary accordingly. Official times refer to race times only and do not include handicap times.)

[ ] Position in running at each section and finish    TAB# Saddle cloth number  
 -:-:- No data available at this section    BAR# Barrier/Gate Position  
 NA No data available    DNF Did not finish  
 DNT Did not track    DT-W Distance travelled compared to winner in metres

Fastest split  
 Fastest section

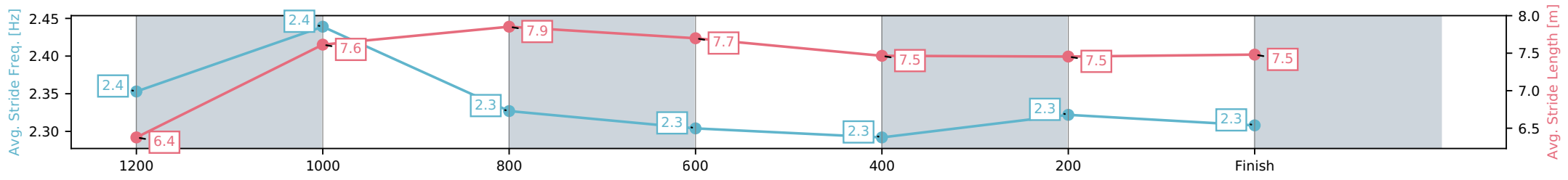
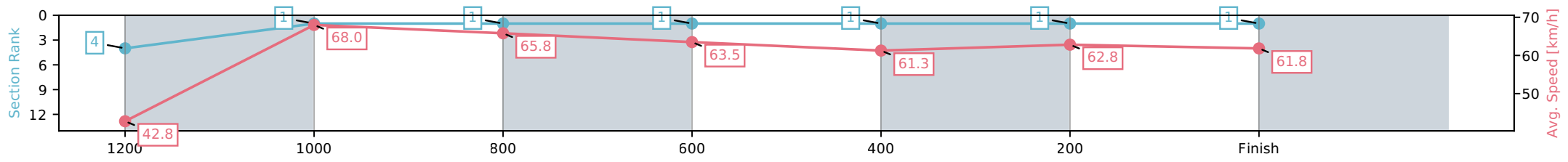
Horse/Jockey Name	Exodas/Adam Sewell
Finish Rank	1
Fastest Section Time (Section)	0:10.66 (1200-1000)
Top Speed [km/h] (Section)	70.0 (1200-1000)
Race State	Finished



Mackay QLD --Professional-2026-06-11  
 Race 6: NORTHERN JEWEL QTIS 3YO HANDICAP - 1300m  
 11 June 2026 - 3:25PM  
 Track Rating: Good 4, Weather: Overcast, Rail Position: True Entire Circuit



Section	L1300	L1200	L1000	L800	L600	L400	L200
Section Times	1:15.86 (0:08.01)	1:07.85 [4] (0:10.66)	0:57.19 [1] (0:10.96)	0:46.23 [1] (0:11.34)	0:34.88 [1] (0:11.75)	0:23.14 [1] (0:11.48)	0:11.65 [1] (0:11.65)
Average Speed [km/h]	42.8	68.0	65.8	63.5	61.3	62.8	61.8
Top Speed [km/h]	62.8	70.0	69.5	64.5	62.0	64.0	63.2
Avg. Dist. to Rail [m]	13.5	3.4	0.6	0.5	0.7	1.2	1.1
Avg. Stride Freq. [Hz]	2.4	2.4	2.3	2.3	2.3	2.3	2.3
Avg. Stride Length [m]	6.4	7.6	7.9	7.7	7.5	7.5	7.5



[ ] Ranking at each section and finish  
 -:-:- No data available at this section  
 NA No data available

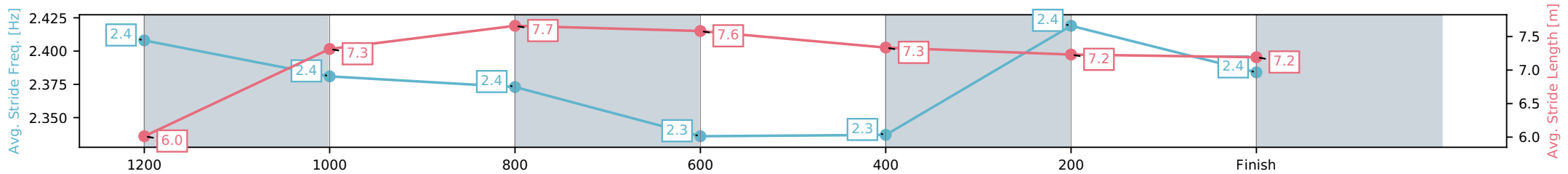
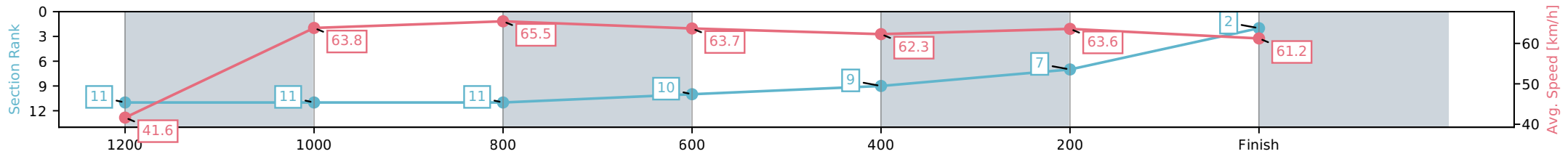
Horse/Jockey Name	Scialla/Georgina Cartwright
Finish Rank	2
Fastest Section Time (Section)	0:11.06 (1000-800)
Top Speed [km/h] (Section)	67.8 (1000-800)
Race State	Finished



Mackay QLD --Professional-2026-06-11  
 Race 6: NORTHERN JEWEL QTIS 3YO HANDICAP - 1300m  
 11 June 2026 - 3:25PM  
 Track Rating: Good 4, Weather: Overcast, Rail Position: True Entire Circuit



Section	L1300	L1200	L1000	L800	L600	L400	L200
Section Times	1:16.66 (0:08.30)	1:08.36 [11] (0:11.37)	0:56.99 [11] (0:11.06)	0:45.93 [11] (0:11.31)	0:34.62 [10] (0:11.64)	0:22.98 [9] (0:11.41)	0:11.56 [7] (0:11.56)
Average Speed [km/h]	41.6	63.8	65.5	63.7	62.3	63.6	61.2
Top Speed [km/h]	59.0	66.0	67.8	66.8	64.5	64.8	64.8
Avg. Dist. to Rail [m]	14.0	4.1	1.7	1.3	1.0	4.6	6.4
Avg. Stride Freq. [Hz]	2.4	2.4	2.4	2.3	2.3	2.4	2.4
Avg. Stride Length [m]	6.0	7.3	7.7	7.6	7.3	7.2	7.2



[ ] Ranking at each section and finish  
 -:-:- No data available at this section  
 NA No data available

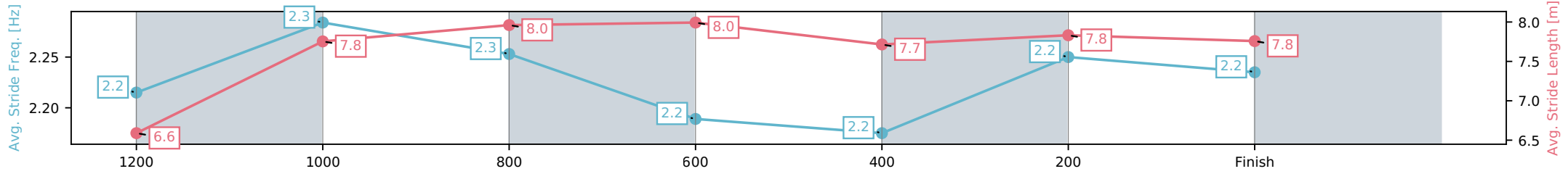
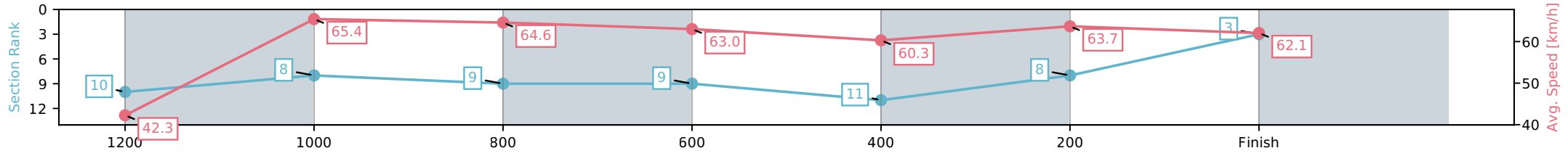
Horse/Jockey Name	The Kobay Train/Tahlia Fenlon
Finish Rank	3
Fastest Section Time (Section)	0:11.03 (1200-1000)
Top Speed [km/h] (Section)	70.0 (1200-1000)
Race State	Finished



Mackay QLD --Professional-2026-06-11  
 Race 6: NORTHERN JEWEL QTIS 3YO HANDICAP - 1300m  
 11 June 2026 - 3:25PM  
 Track Rating: Good 4, Weather: Overcast, Rail Position: True Entire Circuit



Section	L1300	L1200	L1000	L800	L600	L400	L200
Section Times	1:16.75 (0:08.23)	1:08.52 [10] (0:11.03)	0:57.49 [8] (0:11.19)	0:46.30 [9] (0:11.44)	0:34.86 [9] (0:11.91)	0:22.95 [11] (0:11.33)	0:11.62 [8] (0:11.62)
Average Speed [km/h]	42.3	65.4	64.6	63.0	60.3	63.7	62.1
Top Speed [km/h]	62.3	70.0	66.5	63.6	62.9	65.1	64.1
Avg. Dist. to Rail [m]	3.7	1.2	1.1	0.6	0.4	2.2	3.1
Avg. Stride Freq. [Hz]	2.2	2.3	2.3	2.2	2.2	2.2	2.2
Avg. Stride Length [m]	6.6	7.8	8.0	8.0	7.7	7.8	7.8



[ ] Ranking at each section and finish  
 -:-:- No data available at this section  
 NA No data available

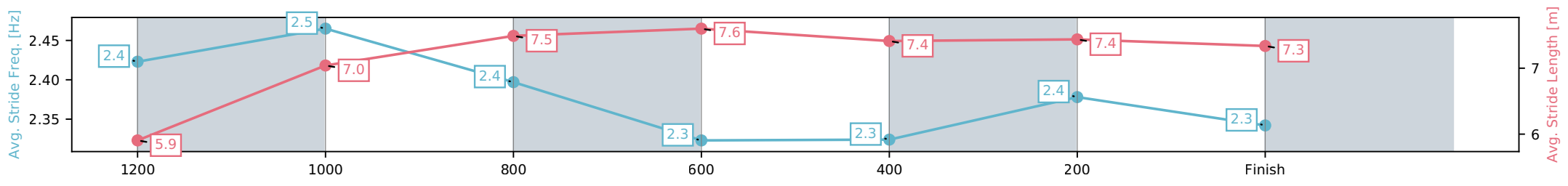
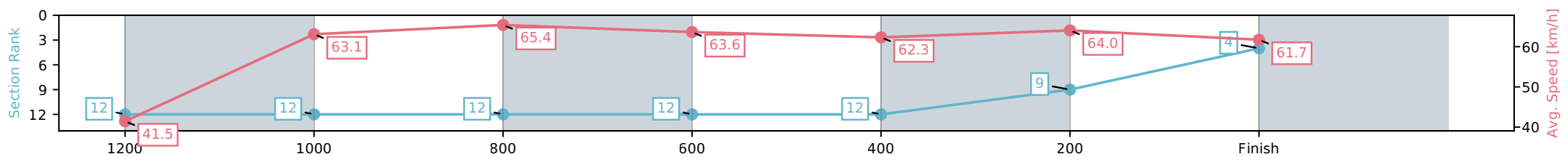
Horse/Jockey Name	I'lltellyoutonight/Chelsea Jokic
Finish Rank	4
Fastest Section Time (Section)	0:11.06 (1000-800)
Top Speed [km/h] (Section)	66.5 (1000-800)
Race State	Finished



Mackay QLD --Professional-2026-06-11  
 Race 6: NORTHERN JEWEL QTIS 3YO HANDICAP - 1300m  
 11 June 2026 - 3:25PM  
 Track Rating: Good 4, Weather: Overcast, Rail Position: True Entire Circuit



Section	L1300	L1200	L1000	L800	L600	L400	L200
Section Times	1:16.78 (0:08.32)	1:08.46 [12] (0:11.49)	0:56.97 [12] (0:11.06)	0:45.91 [12] (0:11.36)	0:34.55 [12] (0:11.64)	0:22.91 [12] (0:11.29)	0:11.62 [9] (0:11.62)
Average Speed [km/h]	41.5	63.1	65.4	63.6	62.3	64.0	61.7
Top Speed [km/h]	60.3	65.3	66.5	64.3	63.8	65.2	63.9
Avg. Dist. to Rail [m]	11.7	2.9	1.5	1.5	0.9	3.7	6.8
Avg. Stride Freq. [Hz]	2.4	2.5	2.4	2.3	2.3	2.4	2.3
Avg. Stride Length [m]	5.9	7.0	7.5	7.6	7.4	7.4	7.3



[ ] Ranking at each section and finish  
 -:-:- No data available at this section  
 NA No data available

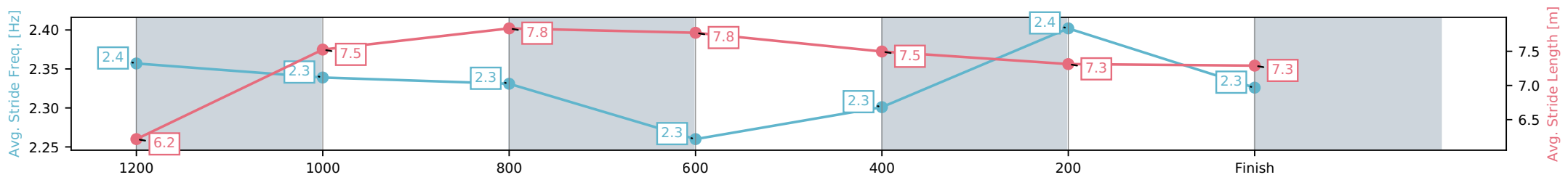
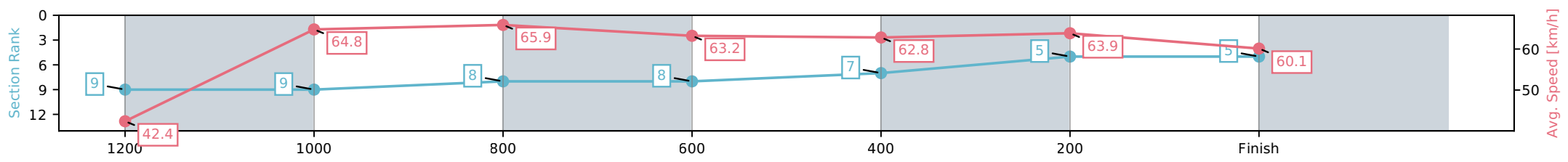
Horse/Jockey Name	Gypsy's Daughter/Dylan Turner
Finish Rank	5
Fastest Section Time (Section)	0:10.99 (1000-800)
Top Speed [km/h] (Section)	68.0 (1200-1000)
Race State	Finished



Mackay QLD --Professional-2026-06-11  
 Race 6: NORTHERN JEWEL QTIS 3YO HANDICAP - 1300m  
 11 June 2026 - 3:25PM  
 Track Rating: Good 4, Weather: Overcast, Rail Position: True Entire Circuit



Section	L1300	L1200	L1000	L800	L600	L400	L200
Section Times	1:16.84 (0:08.15)	1:08.69 [9] (0:11.17)	0:57.52 [9] (0:10.99)	0:46.52 [8] (0:11.45)	0:35.08 [8] (0:11.64)	0:23.43 [7] (0:11.38)	0:12.05 [5] (0:12.05)
Average Speed [km/h]	42.4	64.8	65.9	63.2	62.8	63.9	60.1
Top Speed [km/h]	61.3	68.0	67.3	64.2	64.9	64.8	63.9
Avg. Dist. to Rail [m]	8.3	2.9	2.1	1.7	2.2	5.5	9.1
Avg. Stride Freq. [Hz]	2.4	2.3	2.3	2.3	2.3	2.4	2.3
Avg. Stride Length [m]	6.2	7.5	7.8	7.8	7.5	7.3	7.3



[ ] Ranking at each section and finish  
 -:-:- No data available at this section  
 NA No data available

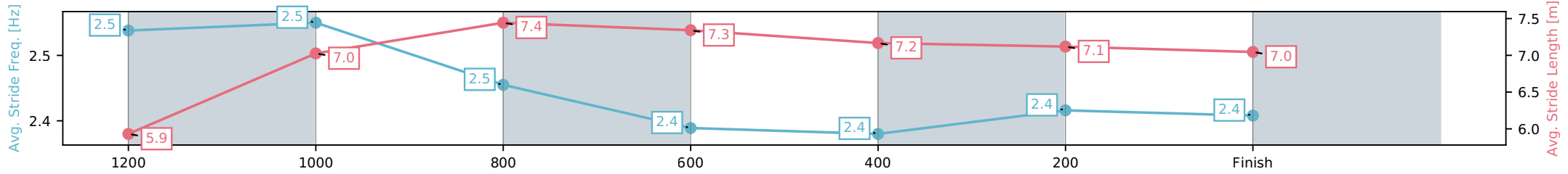
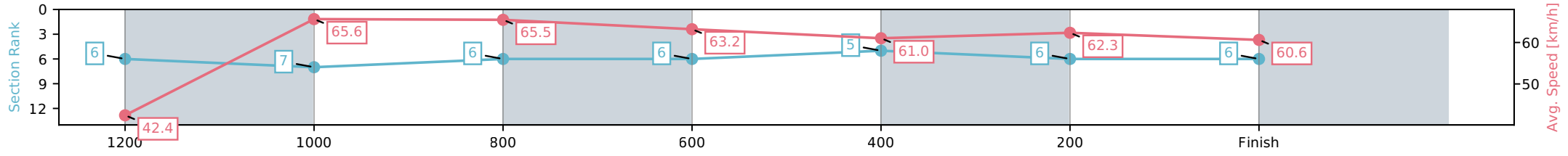
Horse/Jockey Name	Belvedere Miss/Warwick Satherley
Finish Rank	6
Fastest Section Time (Section)	0:11.03 (1200-1000)
Top Speed [km/h] (Section)	68.5 (1000-800)
Race State	Finished



Mackay QLD --Professional-2026-06-11  
 Race 6: NORTHERN JEWEL QTIS 3YO HANDICAP - 1300m  
 11 June 2026 - 3:25PM  
 Track Rating: Good 4, Weather: Overcast, Rail Position: True Entire Circuit



Section	L1300	L1200	L1000	L800	L600	L400	L200
Section Times	1:16.88 (0:08.11)	1:08.77 [6] (0:11.03)	0:57.74 [7] (0:11.05)	0:46.69 [6] (0:11.40)	0:35.28 [6] (0:11.77)	0:23.52 [5] (0:11.59)	0:11.93 [6] (0:11.93)
Average Speed [km/h]	42.4	65.6	65.5	63.2	61.0	62.3	60.6
Top Speed [km/h]	63.4	67.2	68.5	65.5	62.2	65.0	62.7
Avg. Dist. to Rail [m]	7.6	3.5	1.7	0.7	0.8	1.5	2.0
Avg. Stride Freq. [Hz]	2.5	2.5	2.5	2.4	2.4	2.4	2.4
Avg. Stride Length [m]	5.9	7.0	7.4	7.3	7.2	7.1	7.0



[ ] Ranking at each section and finish  
 -.-.- No data available at this section  
 NA No data available

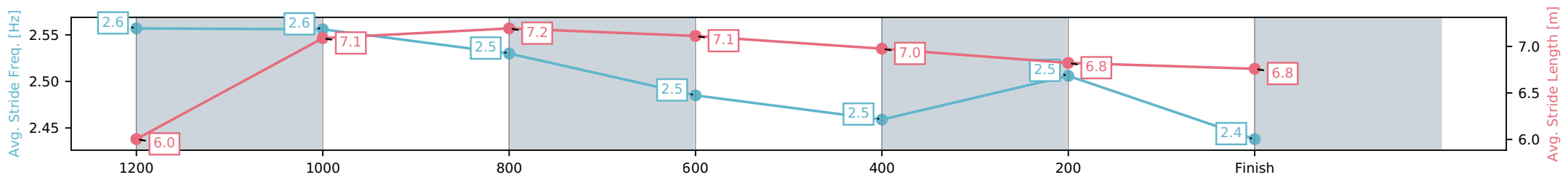
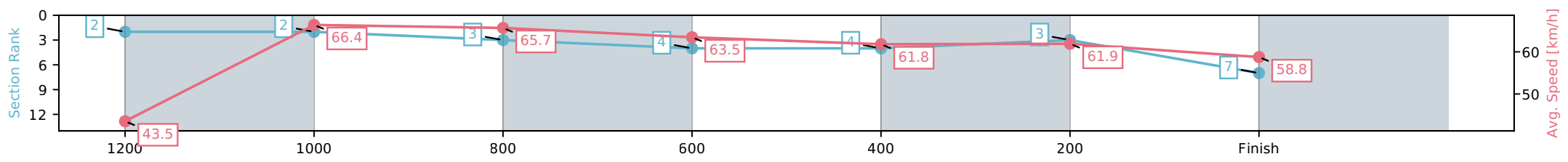
Horse/Jockey Name	Betterlucknexttime/Ashley Butler
Finish Rank	7
Fastest Section Time (Section)	0:10.91 (1200-1000)
Top Speed [km/h] (Section)	68.6 (1200-1000)
Race State	Finished



Mackay QLD --Professional-2026-06-11  
 Race 6: NORTHERN JEWEL QTIS 3YO HANDICAP - 1300m  
 11 June 2026 - 3:25PM  
 Track Rating: Good 4, Weather: Overcast, Rail Position: True Entire Circuit



Section	L1300	L1200	L1000	L800	L600	L400	L200
Section Times	1:16.98 (0:07.95)	1:09.03 [2] (0:10.91)	0:58.12 [2] (0:11.02)	0:47.10 [3] (0:11.40)	0:35.70 [4] (0:11.74)	0:23.97 [4] (0:11.68)	0:12.29 [3] (0:12.29)
Average Speed [km/h]	43.5	66.4	65.7	63.5	61.8	61.9	58.8
Top Speed [km/h]	62.8	68.6	68.0	64.7	63.0	62.5	61.2
Avg. Dist. to Rail [m]	11.6	3.4	2.0	1.9	0.9	3.9	5.4
Avg. Stride Freq. [Hz]	2.6	2.6	2.5	2.5	2.5	2.5	2.4
Avg. Stride Length [m]	6.0	7.1	7.2	7.1	7.0	6.8	6.8



[ ] Ranking at each section and finish  
 -:-:- No data available at this section  
 NA No data available

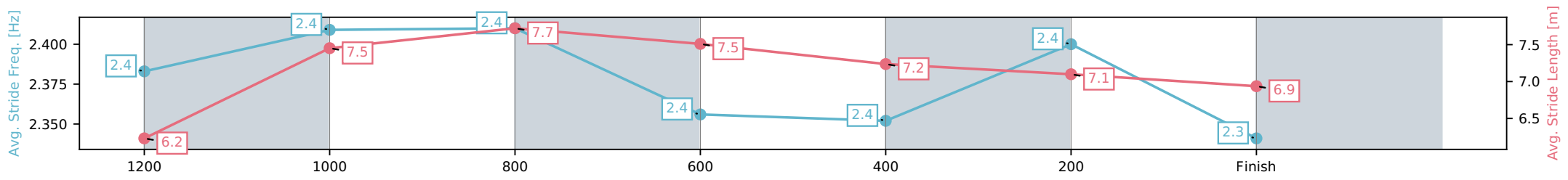
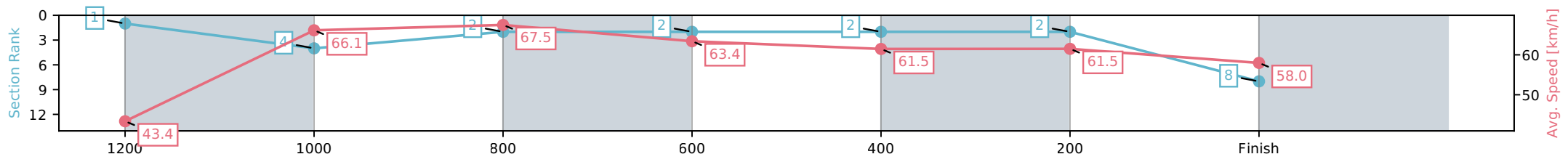
Horse/Jockey Name	Don'tdoubthelady/Ryan Wiggins
Finish Rank	8
Fastest Section Time (Section)	0:10.76 (1000-800)
Top Speed [km/h] (Section)	70.7 (1000-800)
Race State	Finished



Mackay QLD --Professional-2026-06-11  
 Race 6: NORTHERN JEWEL QTIS 3YO HANDICAP - 1300m  
 11 June 2026 - 3:25PM  
 Track Rating: Good 4, Weather: Overcast, Rail Position: True Entire Circuit



Section	L1300	L1200	L1000	L800	L600	L400	L200
Section Times	1:17.02 (0:07.90)	1:09.12 [1] (0:11.02)	0:58.10 [4] (0:10.76)	0:47.34 [2] (0:11.44)	0:35.90 [2] (0:11.78)	0:24.11 [2] (0:11.74)	0:12.37 [2] (0:12.37)
Average Speed [km/h]	43.4	66.1	67.5	63.4	61.5	61.5	58.0
Top Speed [km/h]	61.9	68.2	70.7	65.6	63.1	62.9	60.6
Avg. Dist. to Rail [m]	13.8	6.4	3.6	2.1	0.9	2.5	4.0
Avg. Stride Freq. [Hz]	2.4	2.4	2.4	2.4	2.4	2.4	2.3
Avg. Stride Length [m]	6.2	7.5	7.7	7.5	7.2	7.1	6.9



[ ] Ranking at each section and finish  
 -:-:- No data available at this section  
 NA No data available

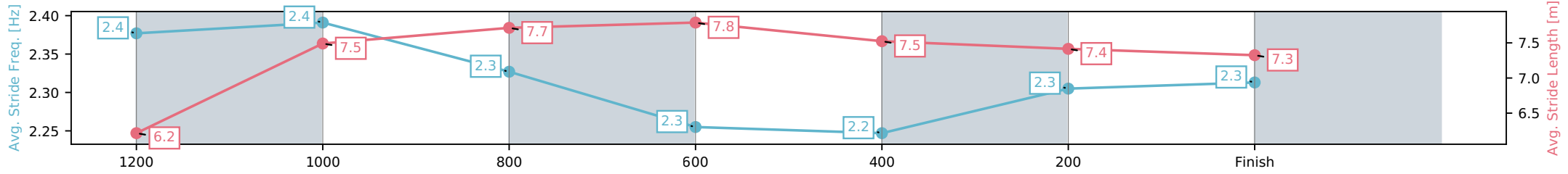
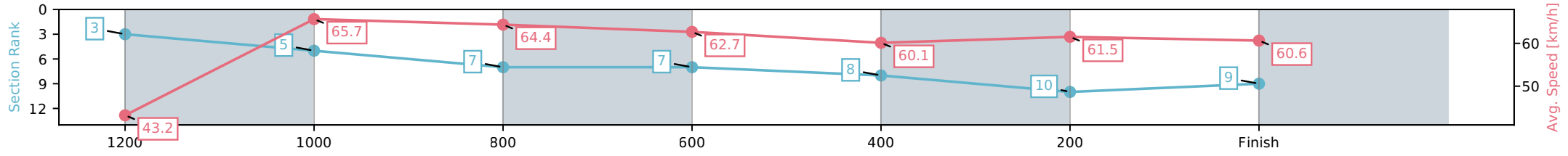
Horse/Jockey Name	Mister Doobee/Ivo Fry
Finish Rank	9
Fastest Section Time (Section)	0:11.02 (1200-1000)
Top Speed [km/h] (Section)	68.8 (1200-1000)
Race State	Finished



Mackay QLD --Professional-2026-06-11  
 Race 6: NORTHERN JEWEL QTIS 3YO HANDICAP - 1300m  
 11 June 2026 - 3:25PM  
 Track Rating: Good 4, Weather: Overcast, Rail Position: True Entire Circuit



Section	L1300	L1200	L1000	L800	L600	L400	L200
Section Times	1:17.03 (0:08.00)	1:09.03 [3] (0:11.02)	0:58.01 [5] (0:11.20)	0:46.81 [7] (0:11.48)	0:35.33 [7] (0:11.86)	0:23.47 [8] (0:11.68)	0:11.78 [10] (0:11.78)
Average Speed [km/h]	43.2	65.7	64.4	62.7	60.1	61.5	60.6
Top Speed [km/h]	62.5	68.8	66.7	64.1	61.6	62.6	62.6
Avg. Dist. to Rail [m]	6.8	2.4	0.7	0.5	1.2	0.6	0.4
Avg. Stride Freq. [Hz]	2.4	2.4	2.3	2.3	2.2	2.3	2.3
Avg. Stride Length [m]	6.2	7.5	7.7	7.8	7.5	7.4	7.3



[ ] Ranking at each section and finish  
 -:-:- No data available at this section  
 NA No data available

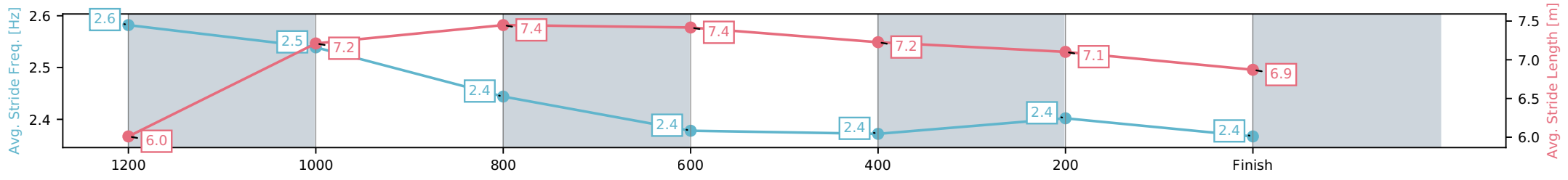
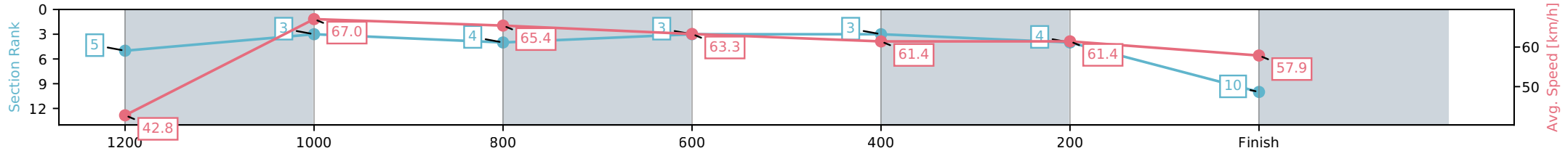
Horse/Jockey Name	Shemakesnervous/Chris McIver
Finish Rank	10
Fastest Section Time (Section)	0:10.77 (1200-1000)
Top Speed [km/h] (Section)	73.0 (1200-1000)
Race State	Finished



Mackay QLD --Professional-2026-06-11  
 Race 6: NORTHERN JEWEL QTIS 3YO HANDICAP - 1300m  
 11 June 2026 - 3:25PM  
 Track Rating: Good 4, Weather: Overcast, Rail Position: True Entire Circuit



Section	L1300	L1200	L1000	L800	L600	L400	L200
Section Times	1:17.24 (0:08.09)	1:09.15 [5] (0:10.77)	0:58.38 [3] (0:11.04)	0:47.34 [4] (0:11.37)	0:35.97 [3] (0:11.72)	0:24.24 [3] (0:11.76)	0:12.48 [4] (0:12.48)
Average Speed [km/h]	42.8	67.0	65.4	63.3	61.4	61.4	57.9
Top Speed [km/h]	64.0	73.0	66.6	64.1	62.2	62.0	60.4
Avg. Dist. to Rail [m]	5.4	1.4	1.0	0.5	0.5	3.1	4.9
Avg. Stride Freq. [Hz]	2.6	2.5	2.4	2.4	2.4	2.4	2.4
Avg. Stride Length [m]	6.0	7.2	7.4	7.4	7.2	7.1	6.9



[ ] Ranking at each section and finish  
 -:-:- No data available at this section  
 NA No data available

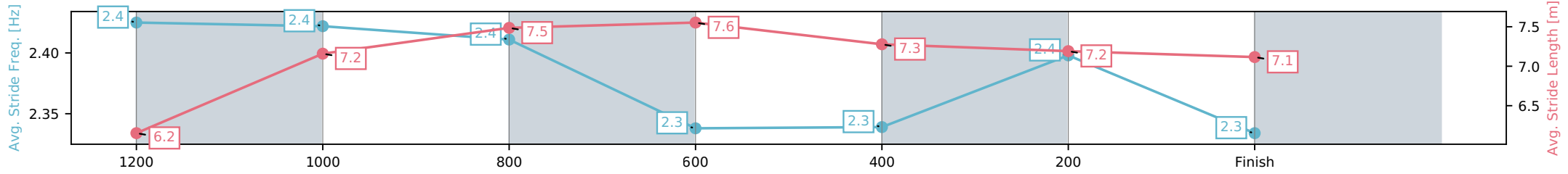
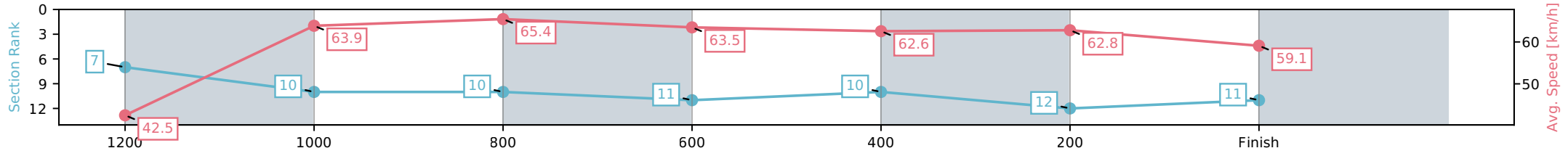
Horse/Jockey Name	Heroic Talent/Raul Silvera Olivera
Finish Rank	11
Fastest Section Time (Section)	0:11.09 (1000-800)
Top Speed [km/h] (Section)	66.6 (1000-800)
Race State	Finished



Mackay QLD --Professional-2026-06-11  
 Race 6: NORTHERN JEWEL QTIS 3YO HANDICAP - 1300m  
 11 June 2026 - 3:25PM  
 Track Rating: Good 4, Weather: Overcast, Rail Position: True Entire Circuit



Section	L1300	L1200	L1000	L800	L600	L400	L200
Section Times	1:17.46 (0:08.14)	1:09.32 [7] (0:11.36)	0:57.95 [10] (0:11.09)	0:46.87 [10] (0:11.45)	0:35.42 [11] (0:11.72)	0:23.70 [10] (0:11.59)	0:12.12 [12] (0:12.12)
Average Speed [km/h]	42.5	63.9	65.4	63.5	62.6	62.8	59.1
Top Speed [km/h]	60.2	65.4	66.6	65.0	64.2	63.8	62.6
Avg. Dist. to Rail [m]	10.6	4.6	2.7	2.3	2.6	5.9	8.1
Avg. Stride Freq. [Hz]	2.4	2.4	2.4	2.3	2.3	2.4	2.3
Avg. Stride Length [m]	6.2	7.2	7.5	7.6	7.3	7.2	7.1



[ ] Ranking at each section and finish  
 -:-:- No data available at this section  
 NA No data available

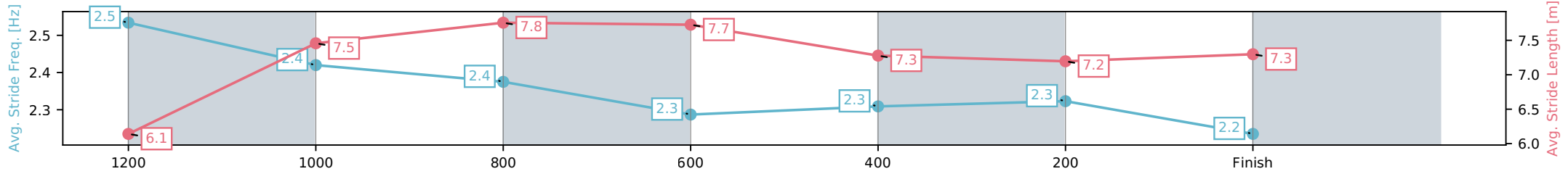
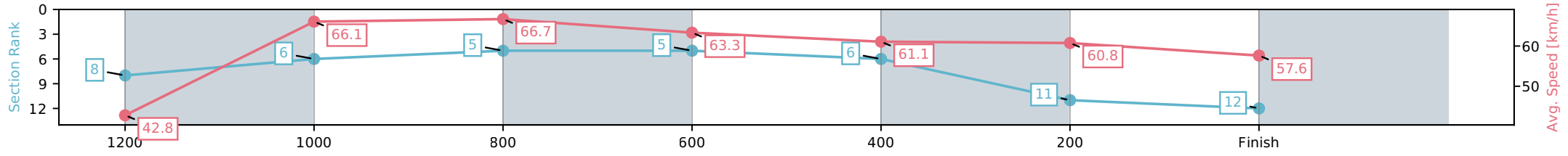
Horse/Jockey Name	Watchfulwilderness/McKenzie Apel
Finish Rank	12
Fastest Section Time (Section)	0:10.83 (1000-800)
Top Speed [km/h] (Section)	68.7 (1200-1000)
Race State	Finished



Mackay QLD --Professional-2026-06-11  
 Race 6: NORTHERN JEWEL QTIS 3YO HANDICAP - 1300m  
 11 June 2026 - 3:25PM  
 Track Rating: Good 4, Weather: Overcast, Rail Position: True Entire Circuit



Section	L1300	L1200	L1000	L800	L600	L400	L200
Section Times	1:17.83 (0:08.14)	1:09.69 [8] (0:10.96)	0:58.72 [6] (0:10.83)	0:47.89 [5] (0:11.45)	0:36.44 [5] (0:11.98)	0:24.47 [6] (0:11.94)	0:12.52 [11] (0:12.52)
Average Speed [km/h]	42.8	66.1	66.7	63.3	61.1	60.8	57.6
Top Speed [km/h]	62.1	68.7	68.7	65.2	62.4	62.1	62.4
Avg. Dist. to Rail [m]	9.1	3.6	1.9	1.5	2.0	4.0	4.6
Avg. Stride Freq. [Hz]	2.5	2.4	2.4	2.3	2.3	2.3	2.2
Avg. Stride Length [m]	6.1	7.5	7.8	7.7	7.3	7.2	7.3



[ ] Ranking at each section and finish  
 -:-:- No data available at this section  
 NA No data available



# Mackay QLD

Race 7: BOOK FOR MACKAY CUP SATURDAY 25TH JULY RATINGS BAND 0 - 55 Handicap - 1560m

11 June 2026 - 4:06PM

Track Rating: Good 4, Weather: Overcast, Rail Position: True Entire Circuit



MACKAY TURF CLUB

Ooralea Racecourse

Field Times (Race Tempo) 1:34.02 (0:11.39) 1:22.63 (0:11.39) 1:11.24 (0:11.79) 0:59.45 (0:12.21) 0:47.24 (0:12.27) 0:34.97 (0:11.93) 0:23.04 (0:11.45) 0:11.59 (0:11.59)

Rank	TAB#	Horse	Overall Time	First 400m	Top Speed km/h (Section)	L1560	L1400	L1200	L1000	L800	L600	L400	L200
	(BAR#)	Jockey	Margin (DT-W)	Last 600m	Fastest Section (Time)	Start - 1400	1400 - 1200	1200 - 1000	1000 - 800	800 - 600	600 - 400	400 - 200	200 - Finish
1	12	Yorokobi	1:34.02	0:25.15	66.7 (1400-1200)	1:34.02	1:22.52 [2]	1:11.19 [2]	0:59.41 [2]	0:47.24 [1]	0:34.96 [1]	0:23.04 [1]	0:11.59 [1]
	(6)	Tahlia Fenlon		0:34.97	1400-1200 (0:11.32)	(0:11.50)	(0:11.32)	(0:11.78)	(0:12.17)	(0:12.27)	(0:11.93)	(0:11.45)	(0:11.59)
2	10	Latin Love	1:34.73	0:25.82	65.1 (400-200)	1:34.73	1:22.76 [7]	1:11.24 [7]	0:59.42 [6]	0:47.20 [6]	0:34.82 [6]	0:23.06 [6]	0:11.63 [3]
	(7)	Chris McIver	4.2L (-1)	0:34.81	400-200 (0:11.43)	(0:11.97)	(0:11.52)	(0:11.82)	(0:12.22)	(0:12.38)	(0:11.75)	(0:11.43)	(0:11.63)
3	11	Shiny Love	1:34.75	0:26.20	67.7 (200-0)	1:34.75	1:22.50 [10]	1:10.91 [9]	0:59.14 [9]	0:46.96 [9]	0:34.70 [8]	0:22.87 [8]	0:11.38 [8]
	(13)	Nikki Olzard	4.3L (+4)	0:34.71	200-0 (0:11.38)	(0:12.25)	(0:11.59)	(0:11.77)	(0:12.18)	(0:12.26)	(0:11.83)	(0:11.50)	(0:11.38)
4	5	Howse	1:34.79	0:25.82	65.2 (400-200)	1:34.79	1:23.00 [5]	1:11.33 [6]	0:59.41 [7]	0:47.24 [7]	0:34.87 [7]	0:23.04 [7]	0:11.66 [4]
	(9)	Amie Meissner	4.6L (+8)	0:34.88	400-200 (0:11.39)	(0:11.79)	(0:11.67)	(0:11.92)	(0:12.17)	(0:12.37)	(0:11.83)	(0:11.39)	(0:11.66)
5	2	Mordecai	1:35.07	0:26.70	64.8 (400-200)	1:35.07	1:22.45 [12]	1:10.78 [12]	0:58.85 [12]	0:46.77 [12]	0:34.67 [11]	0:22.91 [11]	0:11.43 [10]
	(11)	Dylan Turner	6.2L (+2)	0:34.67	200-0 (0:11.43)	(0:12.62)	(0:11.67)	(0:11.93)	(0:12.08)	(0:12.10)	(0:11.76)	(0:11.48)	(0:11.43)
6	1	Bold Change	1:35.20	0:26.07	65.2 (400-200)	1:35.20	1:22.98 [8]	1:11.46 [8]	0:59.67 [8]	0:47.44 [8]	0:35.02 [10]	0:23.31 [9]	0:11.79 [9]
	(12)	Georgina Cartwright	7.0L (-2)	0:35.02	1400-1200 (0:11.52)	(0:12.22)	(0:11.52)	(0:11.79)	(0:12.23)	(0:12.43)	(0:11.71)	(0:11.52)	(0:11.79)
7	7	Mayor Of Kingston	1:35.24	0:25.35	65.3 (1400-1200)	1:35.24	1:23.67 [3]	1:12.23 [3]	1:00.44 [3]	0:48.22 [3]	0:35.98 [3]	0:23.78 [4]	0:11.88 [7]
	(3)	Emma Simsir	7.2L (+0)	0:35.99	1400-1200 (0:11.44)	(0:11.57)	(0:11.44)	(0:11.79)	(0:12.22)	(0:12.24)	(0:12.20)	(0:11.91)	(0:11.88)
8	13	Remlap Kava	1:35.30	0:25.10	65.7 (1400-1200)	1:35.30	1:23.91 [1]	1:12.52 [1]	1:00.73 [1]	0:48.51 [2]	0:36.17 [2]	0:24.23 [2]	0:12.30 [2]
	(4)	Adam Sewell	7.5L (+1)	0:36.17	1400-1200 (0:11.39)	(0:11.39)	(0:11.39)	(0:11.79)	(0:12.21)	(0:12.34)	(0:11.94)	(0:11.93)	(0:12.30)
9	8	Madam Nazar	1:35.40	0:25.57	64.9 (1400-1200)	1:35.40	1:23.76 [4]	1:12.19 [4]	1:00.32 [5]	0:48.04 [5]	0:35.69 [5]	0:23.74 [5]	0:12.07 [6]
	(1)	Chelsea Jokic	8.1L (+2)	0:35.69	1400-1200 (0:11.57)	(0:11.64)	(0:11.57)	(0:11.88)	(0:12.27)	(0:12.35)	(0:11.95)	(0:11.67)	(0:12.07)
10	3	The Last Saga	1:36.13	0:26.43	66.1 (1400-1200)	1:36.13	1:23.68 [11]	1:12.09 [11]	1:00.22 [11]	0:48.10 [11]	0:35.98 [9]	0:24.06 [10]	0:12.30 [11]
	(14)	Warwick Satherley	12.4L (+6)	0:35.98	1400-1200 (0:11.59)	(0:12.45)	(0:11.59)	(0:11.87)	(0:12.13)	(0:12.12)	(0:11.91)	(0:11.77)	(0:12.30)

Scratched: Chance (#6), Citiroc (#9)

Report Created: Thu 11 June 2026

(Note: Races are conducted over an approximate distance as close as possible to the advertised distance, and recorded data may vary accordingly. Official times refer to race times only and do not include handicap times.)

[ ] Position in running at each section and finish TAB# Saddle cloth number

Fastest split

-:-:- No data available at this section

BAR# Barrier/Gate Position

Fastest section

NA No data available

DNF Did not finish

DNT Did not track

DT-W Distance travelled compared to winner in metres



# Mackay QLD

Race 7: BOOK FOR MACKAY CUP SATURDAY 25TH JULY RATINGS BAND 0 - 55 Handicap - 1560m

11 June 2026 - 4:06PM

Track Rating: Good 4, Weather: Overcast, Rail Position: True Entire Circuit



MACKAY TURF CLUB

Ooralea Racecourse

Field Times (Race Tempo) 1:34.02 (0:11.39) 1:22.63 (0:11.39) 1:11.24 (0:11.79) 0:59.45 (0:12.21) 0:47.24 (0:12.27) 0:34.97 (0:11.93) 0:23.04 (0:11.45) 0:11.59 (0:11.59)

Rank	TAB#	Horse	Overall Time	First 400m	Top Speed km/h (Section)	L1560	L1400	L1200	L1000	L800	L600	L400	L200
	(BAR#)	Jockey	Margin (DT-W)	Last 600m	Fastest Section (Time)	Start - 1400	1400 - 1200	1200 - 1000	1000 - 800	800 - 600	600 - 400	400 - 200	200 - Finish
11	14	Khamis	1:36.33	0:26.39	63.6 (1400-1200)	1:36.33	1:24.08 [9]	1:12.30 [10]	1:00.49 [10]	0:48.30 [10]	0:35.89 [12]	0:23.89 [12]	0:12.16 [12]
	(10)	Masayuki Abe	13.6L (+0)	0:35.89	400-200 (0:11.73)	(0:12.25)	(0:11.78)	(0:11.81)	(0:12.19)	(0:12.41)	(0:12.00)	(0:11.73)	(0:12.16)
12	4	Ohh Errol	1:36.66	0:25.73	64.9 (1560 - 1400)	1:36.66	1:24.86 [6]	1:13.26 [5]	1:01.63 [4]	0:49.52 [4]	0:37.26 [4]	0:25.30 [3]	0:13.36 [5]
	(8)	Sean Cormack	15.6L (+3)	0:37.26	1400-1200 (0:11.60)	(0:11.80)	(0:11.60)	(0:11.63)	(0:12.11)	(0:12.26)	(0:11.96)	(0:11.94)	(0:13.36)

Scratched: Chance (#6), Citiroc (#9)

Report Created: Thu 11 June 2026

(Note: Races are conducted over an approximate distance as close as possible to the advertised distance, and recorded data may vary accordingly. Official times refer to race times only and do not include handicap times.)

[ ] Position in running at each section and finish  
 TAB# Saddle cloth number  
 -:--:-- No data available at this section  
 BAR# Barrier/Gate Position  
 NA No data available  
 DNF Did not finish  
 DNT Did not track  
 DT-W Distance travelled compared to winner in metres

Fastest split  
 Fastest section

data processed by TRIPLESDATA

Horse/Jockey Name	Yorokobi/Tahlia Fenlon
Finish Rank	1
Fastest Section Time (Section)	0:11.32 (1400-1200)
Top Speed [km/h] (Section)	66.7 (1400-1200)
Race State	Finished



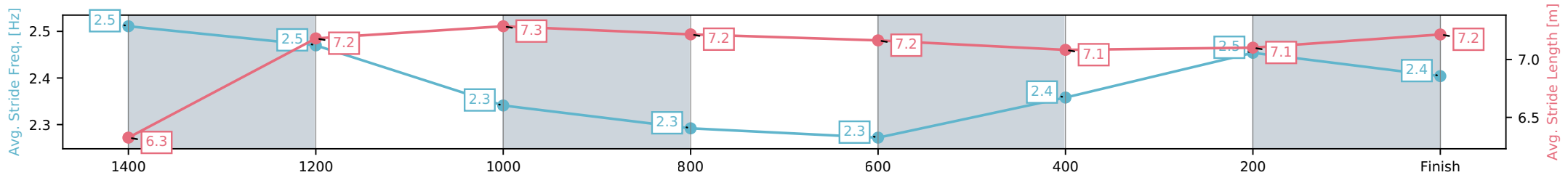
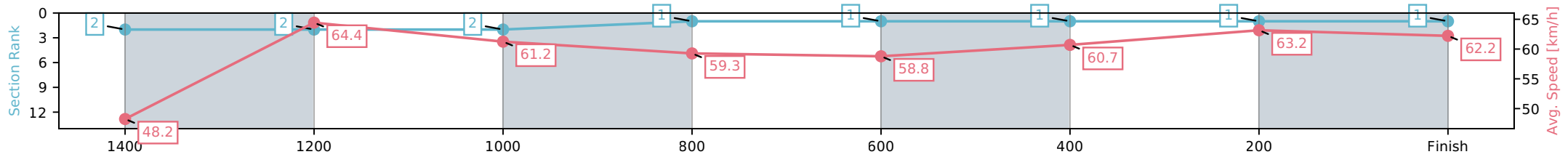
Mackay QLD --Professional-2026-06-11  
 Race 7: BOOK FOR MACKAY CUP SATURDAY 25TH JULY  
 RATINGS BAND 0 - 55 Handicap - 1560m



11 June 2026 - 4:06PM

Track Rating: Good 4, Weather: Overcast, Rail Position: True Entire Circuit

Section	L1560	L1400	L1200	L1000	L800	L600	L400	L200
Section Times	1:34.02 (0:11.50)	1:22.52 [2] (0:11.32)	1:11.19 [2] (0:11.78)	0:59.41 [2] (0:12.17)	0:47.24 [1] (0:12.27)	0:34.96 [1] (0:11.93)	0:23.04 [1] (0:11.45)	0:11.59 [1] (0:11.59)
Average Speed [km/h]	48.2	64.4	61.2	59.3	58.8	60.7	63.2	62.2
Top Speed [km/h]	65.8	66.7	63.8	60.4	59.6	61.9	63.6	63.1
Avg. Dist. to Rail [m]	6.1	2.7	1.2	0.5	0.9	0.8	2.4	2.9
Avg. Stride Freq. [Hz]	2.5	2.5	2.3	2.3	2.3	2.4	2.5	2.4
Avg. Stride Length [m]	6.3	7.2	7.3	7.2	7.2	7.1	7.1	7.2



[ ] Ranking at each section and finish  
 -:-:- No data available at this section  
 NA No data available

Horse/Jockey Name	Latin Love/Chris Mclver
Finish Rank	2
Fastest Section Time (Section)	0:11.43 (400-200)
Top Speed [km/h] (Section)	65.1 (400-200)
Race State	Finished



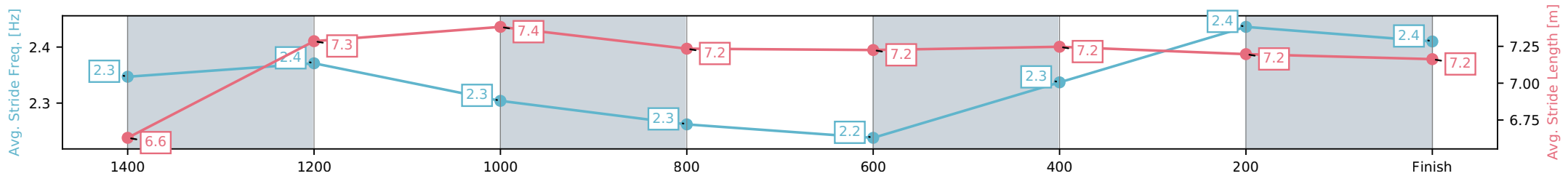
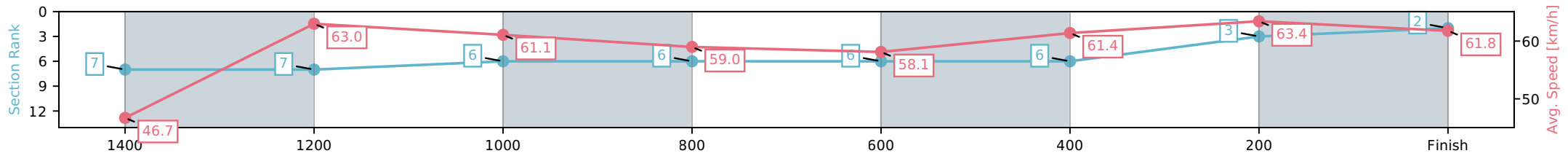
Mackay QLD --Professional-2026-06-11  
 Race 7: BOOK FOR MACKAY CUP SATURDAY 25TH JULY  
 RATINGS BAND 0 - 55 Handicap - 1560m



11 June 2026 - 4:06PM

Track Rating: Good 4, Weather: Overcast, Rail Position: True Entire Circuit

Section	L1560	L1400	L1200	L1000	L800	L600	L400	L200
Section Times	1:34.73 (0:11.97)	1:22.76 [7] (0:11.52)	1:11.24 [7] (0:11.82)	0:59.42 [6] (0:12.22)	0:47.20 [6] (0:12.38)	0:34.82 [6] (0:11.75)	0:23.06 [6] (0:11.43)	0:11.63 [3] (0:11.63)
Average Speed [km/h]	46.7	63.0	61.1	59.0	58.1	61.4	63.4	61.8
Top Speed [km/h]	62.5	64.7	62.0	60.5	59.6	63.0	65.1	63.8
Avg. Dist. to Rail [m]	4.9	1.8	1.1	0.6	0.5	0.9	3.2	3.4
Avg. Stride Freq. [Hz]	2.3	2.4	2.3	2.3	2.2	2.3	2.4	2.4
Avg. Stride Length [m]	6.6	7.3	7.4	7.2	7.2	7.2	7.2	7.2



[ ] Ranking at each section and finish  
 -:-:- No data available at this section  
 NA No data available

Horse/Jockey Name	Shiny Love/Nikki Olzard
Finish Rank	3
Fastest Section Time (Section)	0:11.38 (200-0)
Top Speed [km/h] (Section)	67.7 (200-0)
Race State	Finished



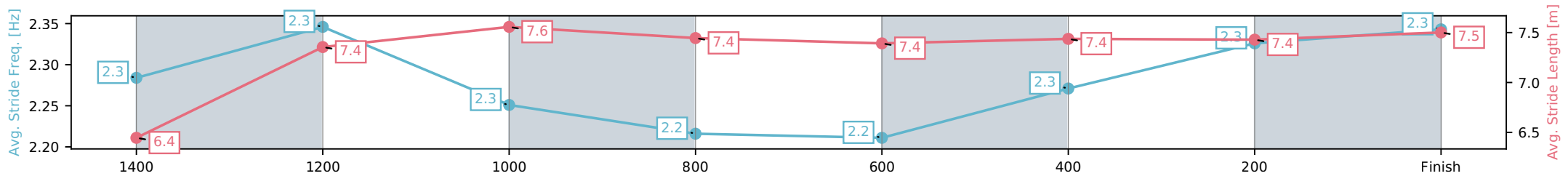
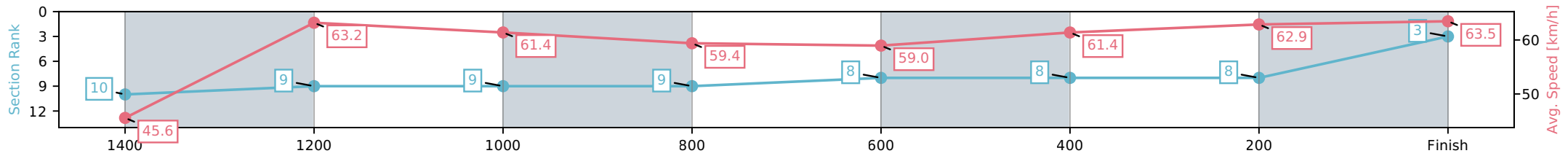
Mackay QLD --Professional-2026-06-11  
 Race 7: BOOK FOR MACKAY CUP SATURDAY 25TH JULY  
 RATINGS BAND 0 - 55 Handicap - 1560m

11 June 2026 - 4:06PM

Track Rating: Good 4, Weather: Overcast, Rail Position: True Entire Circuit



Section	L1560	L1400	L1200	L1000	L800	L600	L400	L200
Section Times	1:34.75 (0:12.25)	1:22.50 [10] (0:11.59)	1:10.91 [9] (0:11.77)	0:59.14 [9] (0:12.18)	0:46.96 [9] (0:12.26)	0:34.70 [8] (0:11.83)	0:22.87 [8] (0:11.50)	0:11.38 [8] (0:11.38)
Average Speed [km/h]	45.6	63.2	61.4	59.4	59.0	61.4	62.9	63.5
Top Speed [km/h]	62.4	66.5	63.0	61.1	61.1	62.4	64.2	67.7
Avg. Dist. to Rail [m]	8.7	3.2	1.5	1.5	1.4	1.1	3.5	6.1
Avg. Stride Freq. [Hz]	2.3	2.3	2.3	2.2	2.2	2.3	2.3	2.3
Avg. Stride Length [m]	6.4	7.4	7.6	7.4	7.4	7.4	7.4	7.5



- [ ] Ranking at each section and finish
- :-:- No data available at this section
- NA No data available

Horse/Jockey Name	Howse/Amie Meissner
Finish Rank	4
Fastest Section Time (Section)	0:11.39 (400-200)
Top Speed [km/h] (Section)	65.2 (400-200)
Race State	Finished



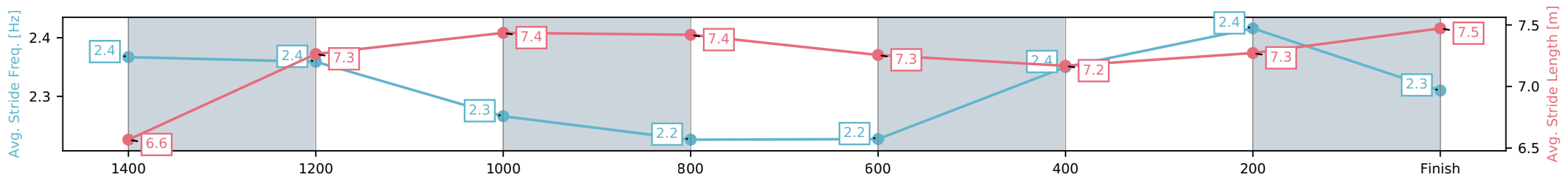
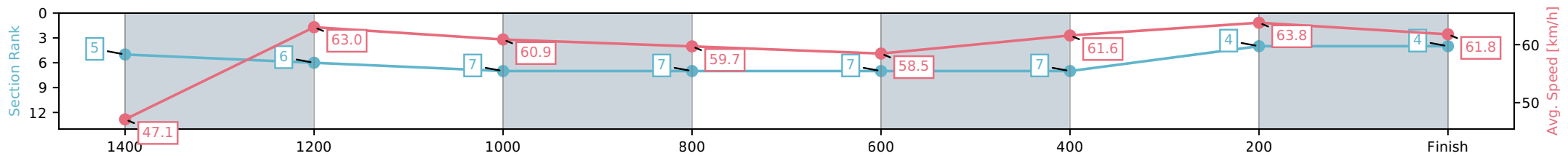
Mackay QLD --Professional-2026-06-11  
 Race 7: BOOK FOR MACKAY CUP SATURDAY 25TH JULY  
 RATINGS BAND 0 - 55 Handicap - 1560m

11 June 2026 - 4:06PM

Track Rating: Good 4, Weather: Overcast, Rail Position: True Entire Circuit



Section	L1560	L1400	L1200	L1000	L800	L600	L400	L200
Section Times	1:34.79 (0:11.79)	1:23.00 [5] (0:11.67)	1:11.33 [6] (0:11.92)	0:59.41 [7] (0:12.17)	0:47.24 [7] (0:12.37)	0:34.87 [7] (0:11.83)	0:23.04 [7] (0:11.39)	0:11.66 [4] (0:11.66)
Average Speed [km/h]	47.1	63.0	60.9	59.7	58.5	61.6	63.8	61.8
Top Speed [km/h]	62.3	64.1	62.2	60.9	59.9	63.1	65.2	65.1
Avg. Dist. to Rail [m]	7.7	4.4	3.6	2.9	2.1	1.6	4.7	4.9
Avg. Stride Freq. [Hz]	2.4	2.4	2.3	2.2	2.2	2.4	2.4	2.3
Avg. Stride Length [m]	6.6	7.3	7.4	7.4	7.3	7.2	7.3	7.5



- [ ] Ranking at each section and finish
- :-:- No data available at this section
- NA No data available

Horse/Jockey Name	Mordecai/Dylan Turner
Finish Rank	5
Fastest Section Time (Section)	0:11.43 (200-0)
Top Speed [km/h] (Section)	64.8 (400-200)
Race State	Finished



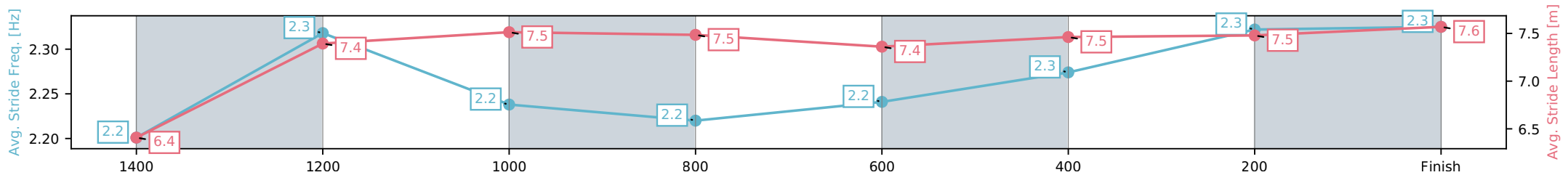
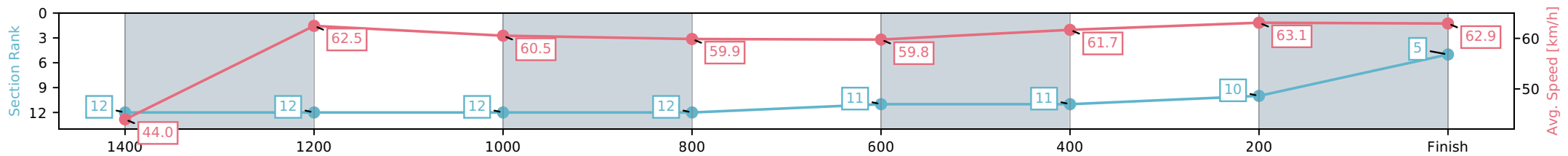
Mackay QLD --Professional-2026-06-11  
 Race 7: BOOK FOR MACKAY CUP SATURDAY 25TH JULY  
 RATINGS BAND 0 - 55 Handicap - 1560m



11 June 2026 - 4:06PM

Track Rating: Good 4, Weather: Overcast, Rail Position: True Entire Circuit

Section	L1560	L1400	L1200	L1000	L800	L600	L400	L200
Section Times	1:35.07 (0:12.62)	1:22.45 [12] (0:11.67)	1:10.78 [12] (0:11.93)	0:58.85 [12] (0:12.08)	0:46.77 [12] (0:12.10)	0:34.67 [11] (0:11.76)	0:22.91 [11] (0:11.48)	0:11.43 [10] (0:11.43)
Average Speed [km/h]	44.0	62.5	60.5	59.9	59.8	61.7	63.1	62.9
Top Speed [km/h]	60.7	64.8	61.8	61.9	60.8	62.1	64.8	64.8
Avg. Dist. to Rail [m]	7.1	2.4	1.3	1.7	1.5	1.0	4.5	8.5
Avg. Stride Freq. [Hz]	2.2	2.3	2.2	2.2	2.2	2.3	2.3	2.3
Avg. Stride Length [m]	6.4	7.4	7.5	7.5	7.4	7.5	7.5	7.6



- [ ] Ranking at each section and finish
- :-:- No data available at this section
- NA No data available

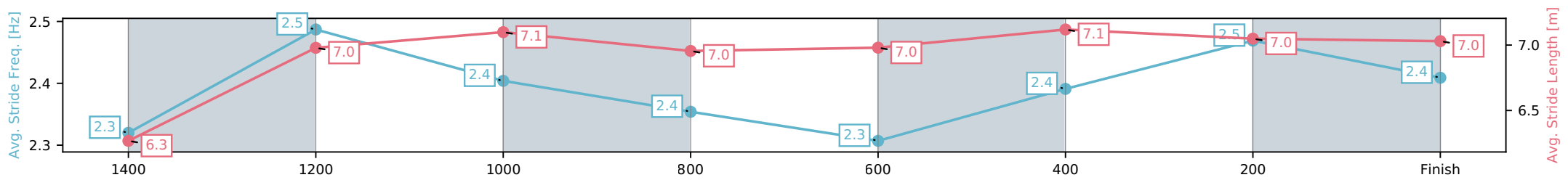
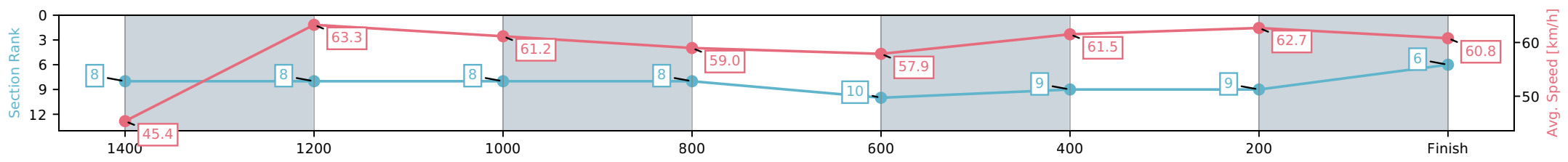
Horse/Jockey Name	Bold Change/Georgina Cartwright
Finish Rank	6
Fastest Section Time (Section)	0:11.52 (1400-1200)
Top Speed [km/h] (Section)	65.2 (400-200)
Race State	Finished



Mackay QLD --Professional-2026-06-11  
 Race 7: BOOK FOR MACKAY CUP SATURDAY 25TH JULY  
 RATINGS BAND 0 - 55 Handicap - 1560m  
 11 June 2026 - 4:06PM  
 Track Rating: Good 4, Weather: Overcast, Rail Position: True Entire Circuit



Section	L1560	L1400	L1200	L1000	L800	L600	L400	L200
Section Times	1:35.20 (0:12.22)	1:22.98 [8] (0:11.52)	1:11.46 [8] (0:11.79)	0:59.67 [8] (0:12.23)	0:47.44 [8] (0:12.43)	0:35.02 [10] (0:11.71)	0:23.31 [9] (0:11.52)	0:11.79 [9] (0:11.79)
Average Speed [km/h]	45.4	63.3	61.2	59.0	57.9	61.5	62.7	60.8
Top Speed [km/h]	61.9	64.4	63.5	60.7	60.0	62.9	65.2	61.7
Avg. Dist. to Rail [m]	8.0	2.2	0.5	0.6	0.6	0.5	2.2	3.5
Avg. Stride Freq. [Hz]	2.3	2.5	2.4	2.4	2.3	2.4	2.5	2.4
Avg. Stride Length [m]	6.3	7.0	7.1	7.0	7.0	7.1	7.0	7.0



[ ] Ranking at each section and finish  
 -:-:- No data available at this section  
 NA No data available

Horse/Jockey Name	Mayor Of Kingston/Emma Simsir
Finish Rank	7
Fastest Section Time (Section)	0:11.44 (1400-1200)
Top Speed [km/h] (Section)	65.3 (1400-1200)
Race State	Finished



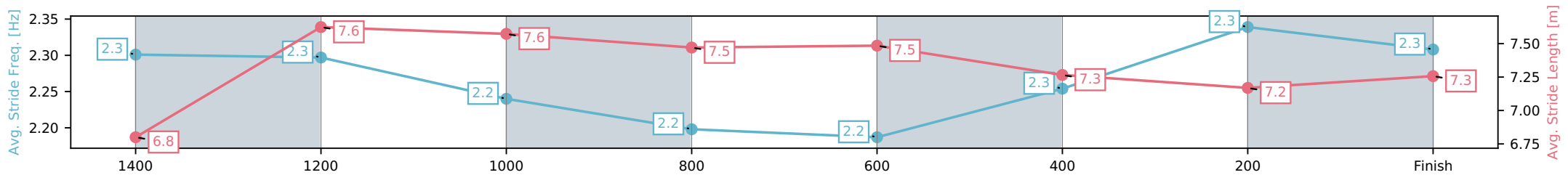
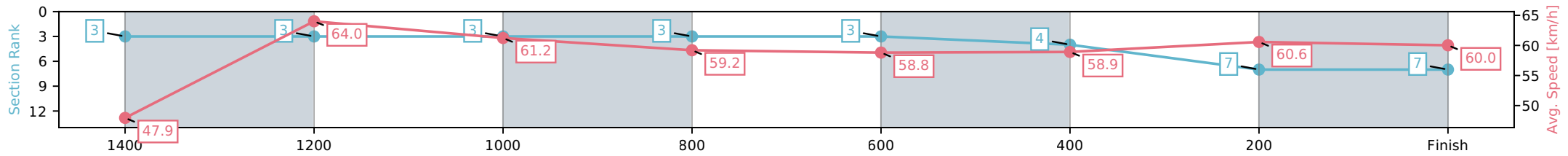
Mackay QLD --Professional-2026-06-11  
 Race 7: BOOK FOR MACKAY CUP SATURDAY 25TH JULY  
 RATINGS BAND 0 - 55 Handicap - 1560m



11 June 2026 - 4:06PM

Track Rating: Good 4, Weather: Overcast, Rail Position: True Entire Circuit

Section	L1560	L1400	L1200	L1000	L800	L600	L400	L200
Section Times	1:35.24 (0:11.57)	1:23.67 [3] (0:11.44)	1:12.23 [3] (0:11.79)	1:00.44 [3] (0:12.22)	0:48.22 [3] (0:12.24)	0:35.98 [3] (0:12.20)	0:23.78 [4] (0:11.91)	0:11.88 [7] (0:11.88)
Average Speed [km/h]	47.9	64.0	61.2	59.2	58.8	58.9	60.6	60.0
Top Speed [km/h]	64.0	65.3	62.5	60.6	60.1	59.6	62.7	61.3
Avg. Dist. to Rail [m]	4.4	3.1	2.0	1.3	0.6	0.5	1.3	2.1
Avg. Stride Freq. [Hz]	2.3	2.3	2.2	2.2	2.2	2.3	2.3	2.3
Avg. Stride Length [m]	6.8	7.6	7.6	7.5	7.5	7.3	7.2	7.3



- [ ] Ranking at each section and finish
- :-:- No data available at this section
- NA No data available

Horse/Jockey Name	Remlap Kava/Adam Sewell
Finish Rank	8
Fastest Section Time (Section)	0:11.39 (1400-1200)
Top Speed [km/h] (Section)	65.7 (1400-1200)
Race State	Finished



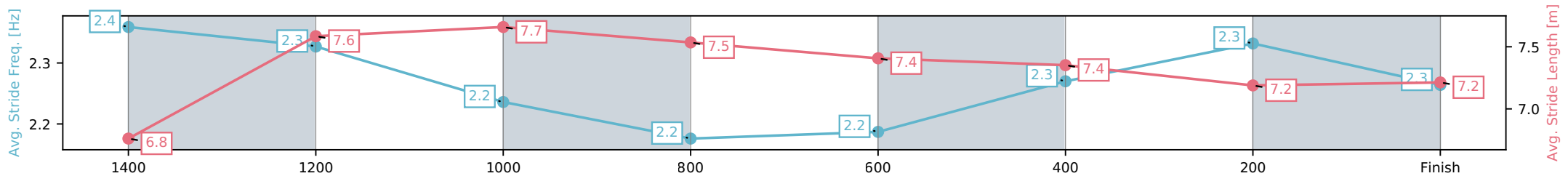
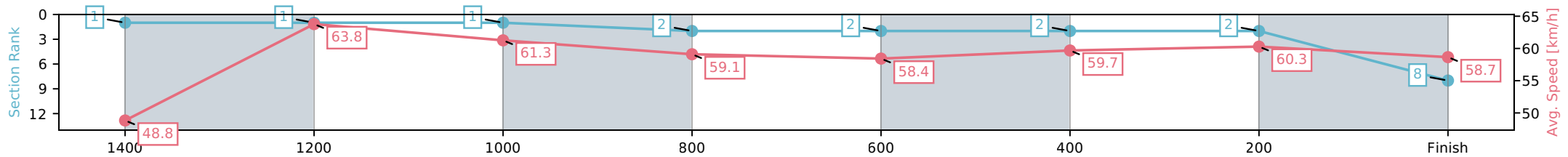
Mackay QLD --Professional-2026-06-11  
 Race 7: BOOK FOR MACKAY CUP SATURDAY 25TH JULY  
 RATINGS BAND 0 - 55 Handicap - 1560m



11 June 2026 - 4:06PM

Track Rating: Good 4, Weather: Overcast, Rail Position: True Entire Circuit

Section	L1560	L1400	L1200	L1000	L800	L600	L400	L200
Section Times	1:35.30 (0:11.39)	1:23.91 [1] (0:11.39)	1:12.52 [1] (0:11.79)	1:00.73 [1] (0:12.21)	0:48.51 [2] (0:12.34)	0:36.17 [2] (0:11.94)	0:24.23 [2] (0:11.93)	0:12.30 [2] (0:12.30)
Average Speed [km/h]	48.8	63.8	61.3	59.1	58.4	59.7	60.3	58.7
Top Speed [km/h]	64.9	65.7	62.1	60.2	59.4	60.6	60.8	63.7
Avg. Dist. to Rail [m]	4.0	1.8	1.0	1.3	1.2	1.4	1.1	1.1
Avg. Stride Freq. [Hz]	2.4	2.3	2.2	2.2	2.2	2.3	2.3	2.3
Avg. Stride Length [m]	6.8	7.6	7.7	7.5	7.4	7.4	7.2	7.2



- [ ] Ranking at each section and finish
- :-:- No data available at this section
- NA No data available

Horse/Jockey Name	Madam Nazar/Chelsea Jolic
Finish Rank	9
Fastest Section Time (Section)	0:11.57 (1400-1200)
Top Speed [km/h] (Section)	64.9 (1400-1200)
Race State	Finished



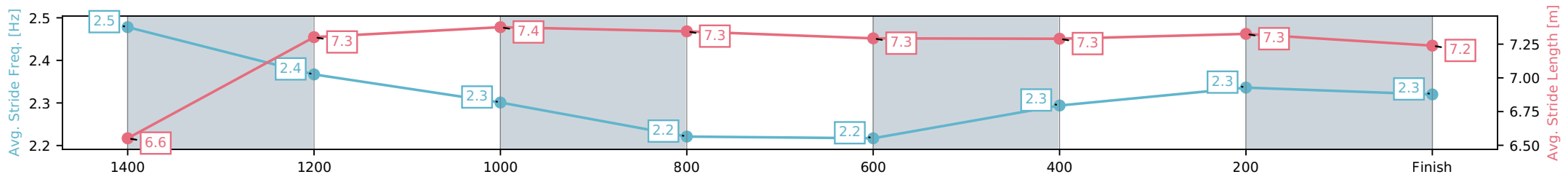
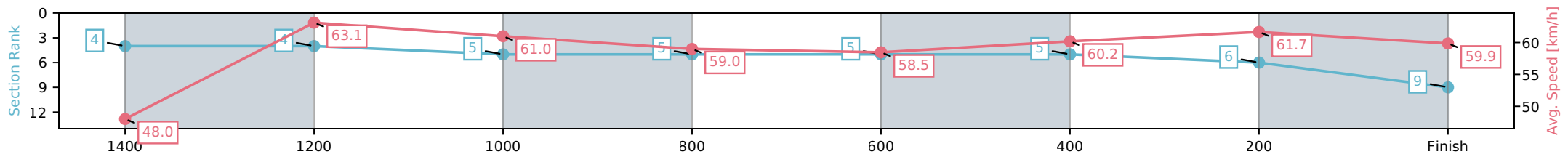
Mackay QLD --Professional-2026-06-11  
 Race 7: BOOK FOR MACKAY CUP SATURDAY 25TH JULY  
 RATINGS BAND 0 - 55 Handicap - 1560m



11 June 2026 - 4:06PM

Track Rating: Good 4, Weather: Overcast, Rail Position: True Entire Circuit

Section	L1560	L1400	L1200	L1000	L800	L600	L400	L200
Section Times	1:35.40 (0:11.64)	1:23.76 [4] (0:11.57)	1:12.19 [4] (0:11.88)	1:00.32 [5] (0:12.27)	0:48.04 [5] (0:12.35)	0:35.69 [5] (0:11.95)	0:23.74 [5] (0:11.67)	0:12.07 [6] (0:12.07)
Average Speed [km/h]	48.0	63.1	61.0	59.0	58.5	60.2	61.7	59.9
Top Speed [km/h]	64.5	64.9	61.8	60.8	59.7	61.6	62.9	61.3
Avg. Dist. to Rail [m]	2.9	2.8	2.6	2.0	1.4	0.3	2.2	5.1
Avg. Stride Freq. [Hz]	2.5	2.4	2.3	2.2	2.2	2.3	2.3	2.3
Avg. Stride Length [m]	6.6	7.3	7.4	7.3	7.3	7.3	7.3	7.2



- [ ] Ranking at each section and finish
- :-:- No data available at this section
- NA No data available

Horse/Jockey Name	The Last Saga/Warwick Satherley
Finish Rank	10
Fastest Section Time (Section)	0:11.59 (1400-1200)
Top Speed [km/h] (Section)	66.1 (1400-1200)
Race State	Finished



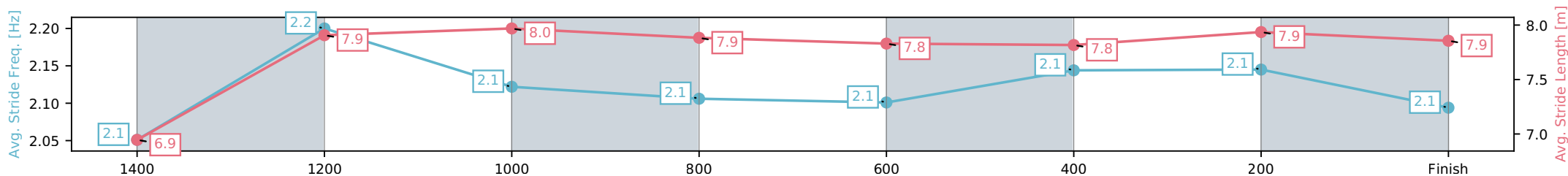
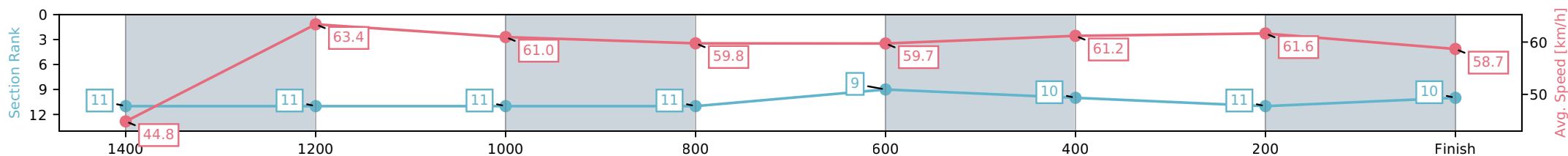
Mackay QLD --Professional-2026-06-11  
 Race 7: BOOK FOR MACKAY CUP SATURDAY 25TH JULY  
 RATINGS BAND 0 - 55 Handicap - 1560m



11 June 2026 - 4:06PM

Track Rating: Good 4, Weather: Overcast, Rail Position: True Entire Circuit

Section	L1560	L1400	L1200	L1000	L800	L600	L400	L200
Section Times	1:36.13 (0:12.45)	1:23.68 [11] (0:11.59)	1:12.09 [11] (0:11.87)	1:00.22 [11] (0:12.13)	0:48.10 [11] (0:12.12)	0:35.98 [9] (0:11.91)	0:24.06 [10] (0:11.77)	0:12.30 [11] (0:12.30)
Average Speed [km/h]	44.8	63.4	61.0	59.8	59.7	61.2	61.6	58.7
Top Speed [km/h]	65.4	66.1	63.0	60.8	60.5	61.9	62.6	60.6
Avg. Dist. to Rail [m]	9.7	3.9	2.3	2.1	1.7	1.7	5.0	5.9
Avg. Stride Freq. [Hz]	2.1	2.2	2.1	2.1	2.1	2.1	2.1	2.1
Avg. Stride Length [m]	6.9	7.9	8.0	7.9	7.8	7.8	7.9	7.9



[ ] Ranking at each section and finish  
 -:-:- No data available at this section  
 NA No data available

Horse/Jockey Name	Khamis/Masayuki Abe
Finish Rank	11
Fastest Section Time (Section)	0:11.73 (400-200)
Top Speed [km/h] (Section)	63.6 (1400-1200)
Race State	Finished



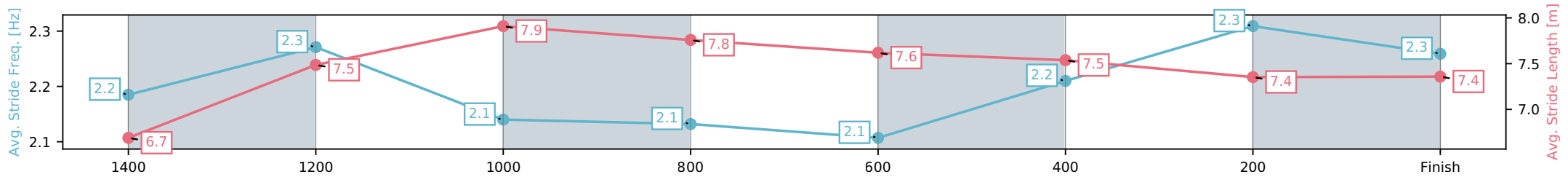
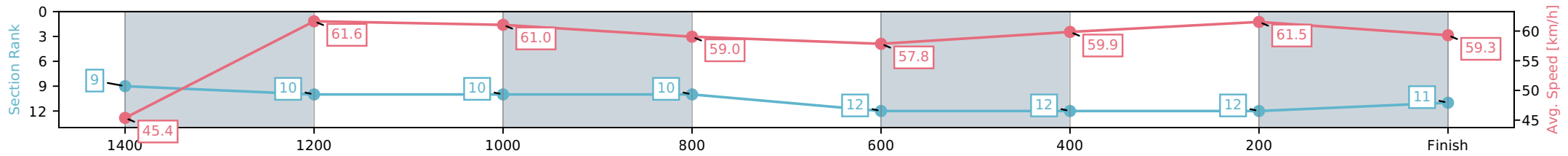
Mackay QLD --Professional-2026-06-11  
 Race 7: BOOK FOR MACKAY CUP SATURDAY 25TH JULY  
 RATINGS BAND 0 - 55 Handicap - 1560m



11 June 2026 - 4:06PM

Track Rating: Good 4, Weather: Overcast, Rail Position: True Entire Circuit

Section	L1560	L1400	L1200	L1000	L800	L600	L400	L200
Section Times	1:36.33 (0:12.25)	1:24.08 [9] (0:11.78)	1:12.30 [10] (0:11.81)	1:00.49 [10] (0:12.19)	0:48.30 [10] (0:12.41)	0:35.89 [12] (0:12.00)	0:23.89 [12] (0:11.73)	0:12.16 [12] (0:12.16)
Average Speed [km/h]	45.4	61.6	61.0	59.0	57.8	59.9	61.5	59.3
Top Speed [km/h]	61.9	63.6	62.5	60.5	59.8	61.0	62.2	61.6
Avg. Dist. to Rail [m]	5.9	1.7	0.5	0.2	0.5	0.7	2.3	3.9
Avg. Stride Freq. [Hz]	2.2	2.3	2.1	2.1	2.1	2.2	2.3	2.3
Avg. Stride Length [m]	6.7	7.5	7.9	7.8	7.6	7.5	7.4	7.4



- [ ] Ranking at each section and finish
- :-:- No data available at this section
- NA No data available

Horse/Jockey Name	Ohh Errol/Sean Cormack
Finish Rank	12
Fastest Section Time (Section)	0:11.60 (1400-1200)
Top Speed [km/h] (Section)	64.9 (1560 - 1400)
Race State	Finished



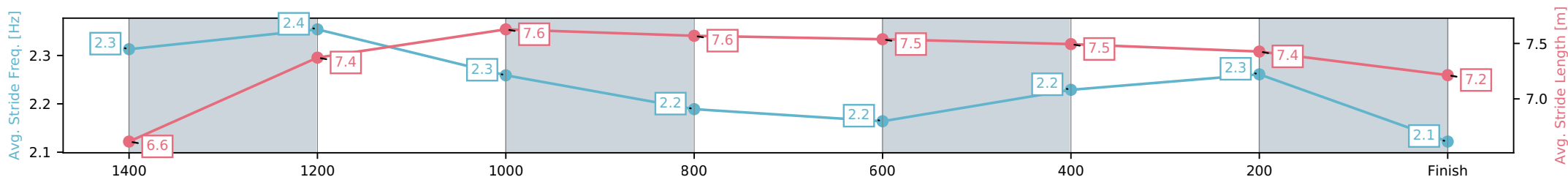
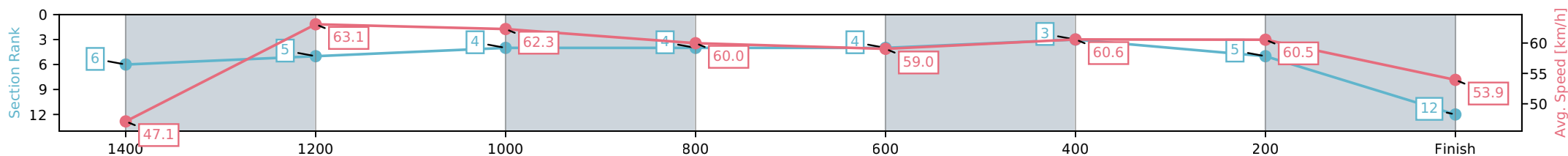
Mackay QLD --Professional-2026-06-11  
 Race 7: BOOK FOR MACKAY CUP SATURDAY 25TH JULY  
 RATINGS BAND 0 - 55 Handicap - 1560m



11 June 2026 - 4:06PM

Track Rating: Good 4, Weather: Overcast, Rail Position: True Entire Circuit

Section	L1560	L1400	L1200	L1000	L800	L600	L400	L200
Section Times	1:36.66 (0:11.80)	1:24.86 [6] (0:11.60)	1:13.26 [5] (0:11.63)	1:01.63 [4] (0:12.11)	0:49.52 [4] (0:12.26)	0:37.26 [4] (0:11.96)	0:25.30 [3] (0:11.94)	0:13.36 [5] (0:13.36)
Average Speed [km/h]	47.1	63.1	62.3	60.0	59.0	60.6	60.5	53.9
Top Speed [km/h]	64.9	64.0	63.5	61.5	60.1	61.5	61.3	58.1
Avg. Dist. to Rail [m]	6.1	3.3	2.8	2.9	2.2	0.8	3.0	3.2
Avg. Stride Freq. [Hz]	2.3	2.4	2.3	2.2	2.2	2.2	2.3	2.1
Avg. Stride Length [m]	6.6	7.4	7.6	7.6	7.5	7.5	7.4	7.2



[ ] Ranking at each section and finish  
 -:-:- No data available at this section  
 NA No data available



Mackay QLD  
 Race 8: RACING AGAIN TUESDAY 23RD JUNE OPEN Handicap - 1050m  
 11 June 2026 - 4:40PM



MACKAY TURF CLUB  
 Ooralea Racecourse

Track Rating: Good 4, Weather: Overcast, Rail Position: True Entire Circuit

Field Times (Race Tempo) 0:59.98 (0:04.71) 0:55.27 (0:10.74) 0:44.54 (0:10.41) 0:34.12 (0:10.93) 0:23.20 (0:11.24) 0:11.95 (0:11.95)

Rank	TAB#	Horse	Overall Time	First 400m	Top Speed km/h (Section)	L1050	L1000	L800	L600	L400	L200		
	(BAR#)	Jockey	Margin (DT-W)	Last 600m	Fastest Section (Time)	Start - 1000	1000 - 800	800 - 600	600 - 400	400 - 200	200 - Finish		
1	12	Red Hot Lizzie	0:59.98	0:23.95	70.1 (1000-800)	0:59.98	0:55.03 [8]	0:44.04 [5]	0:33.29 [7]	0:22.33 [5]	0:11.33 [4]		
	(3)	Adam Sewell		0:33.30	800-600 (0:10.75)	(0:04.95)	(0:10.99)	(0:10.75)	(0:10.96)	(0:11.01)	(0:11.33)		
2	5	Blue Stratum	1:00.06	0:23.18	71.3 (1000-800)	1:00.06	0:55.31 [2]	0:44.62 [1]	0:34.20 [1]	0:23.28 [1]	0:12.03 [1]		
	(9)	Sean Cormack	0.5L (+3)	0:34.20	800-600 (0:10.41)	(0:04.75)	0:10.70	(0:10.41)	(0:10.93)	(0:11.24)	(0:12.03)		
3	2	Sunnycoast	1:00.24	0:23.51	71.4 (800-600)	1:00.24	0:55.48 [3]	0:44.48 [4]	0:34.13 [3]	0:23.27 [3]	0:12.08 [2]		
	(5)	Dylan Turner	1.5L (+2)	0:34.14	800-600 (0:10.35)	(0:04.76)	(0:11.00)	0:10.35	0:10.86	(0:11.20)	(0:12.08)		
3	7	Outback Action	1:00.24	0:24.48	69.8 (800-600)	1:00.24	0:55.02 [10]	0:43.65 [10]	0:33.06 [10]	0:22.00 [10]	0:11.09 [9]		
	(7)	Georgina Cartwright	1.5L (-1)	0:33.05	800-600 (0:10.60)	(0:05.22)	(0:11.37)	(0:10.60)	(0:11.05)	0:10.91	0:11.09		
5	10	Raetihi	1:00.27	0:24.14	70.7 (800-600)	1:00.27	0:55.38 [7]	0:44.16 [8]	0:33.37 [8]	0:22.29 [9]	0:11.32 [6]		
	(8)	Tahlia Fenlon	1.7L (+7)	0:33.37	800-600 (0:10.80)	(0:04.89)	(0:11.22)	(0:10.80)	(0:11.07)	(0:10.98)	(0:11.32)		
6	6	Cochrane	1:00.28	0:23.26	71.0 (1000-800)	1:00.28	0:55.57 [1]	0:44.80 [2]	0:34.36 [2]	0:23.44 [2]	0:12.09 [3]		
	(11)	Emma Simsir	1.8L (+2)	0:34.35	800-600 (0:10.44)	0:04.71	(0:10.78)	(0:10.44)	(0:10.92)	(0:11.34)	(0:12.09)		
7	4	Early Fusion	1:00.56	0:23.70	69.2 (800-600)	1:00.56	0:55.80 [4]	0:44.83 [3]	0:34.19 [4]	0:23.08 [4]	0:11.84 [5]		
	(6)	McKenzie Apel	3.4L (+4)	0:34.20	800-600 (0:10.64)	(0:04.76)	(0:10.97)	(0:10.64)	(0:11.12)	(0:11.24)	(0:11.84)		
8	9	Flying Shamus	1:00.81	0:24.33	68.8 (1000-800)	1:00.81	0:55.96 [6]	0:44.46 [9]	0:33.74 [9]	0:22.86 [8]	0:11.75 [8]		
	(10)	Chelsea Jokic	4.8L (+3)	0:33.74	800-600 (0:10.73)	(0:04.85)	(0:11.50)	(0:10.73)	(0:10.88)	(0:11.11)	(0:11.75)		
9	11	Daimyo	1:01.23	0:23.93	68.5 (800-600)	1:01.23	0:56.42 [5]	0:45.29 [6]	0:34.58 [6]	0:23.58 [6]	0:12.23 [7]		
	(1)	Amie Meissner	7.4L (-3)	0:34.58	800-600 (0:10.71)	(0:04.81)	(0:11.13)	(0:10.71)	(0:10.99)	(0:11.36)	(0:12.23)		
10	1	Acrophobic	1:01.57	0:24.63	70.0 (800-600)	1:01.57	0:56.15 [11]	0:44.81 [11]	0:34.24 [11]	0:23.31 [11]	0:11.97 [11]		
	(2)	Aidan Holt	9.3L (-1)	0:34.24	800-600 (0:10.57)	(0:05.42)	(0:11.34)	(0:10.57)	(0:10.92)	(0:11.35)	(0:11.97)		

Scratched: The Driller (#8), La Petite Maison (#13)

Report Created: Thu 11 June 2026

(Note: Races are conducted over an approximate distance as close as possible to the advertised distance, and recorded data may vary accordingly. Official times refer to race times only and do not include handicap times.)

[ ] Position in running at each section and finish  
 -:--:-- No data available at this section  
 NA No data available  
 DNT Did not track

TAB# Saddle cloth number  
 BAR# Barrier/Gate Position  
 DNF Did not finish  
 DT-W Distance travelled compared to winner in metres

Fastest split  
 Fastest section

data processed by TRIPLES DATA



Mackay QLD  
 Race 8: RACING AGAIN TUESDAY 23RD JUNE OPEN Handicap - 1050m  
 11 June 2026 - 4:40PM



MACKAY TURF CLUB  
 Ooralea Racecourse

Track Rating: Good 4, Weather: Overcast, Rail Position: True Entire Circuit

Field Times (Race Tempo)      0:59.98 (0:04.71)    0:55.27 (0:10.74)    0:44.54 (0:10.41)    0:34.12 (0:10.93)    0:23.20 (0:11.24)    0:11.95 (0:11.95)

Rank	TAB#	Horse	Overall Time	First 400m	Top Speed km/h (Section)	L1050	L1000	L800	L600	L400	L200		
	(BAR#)	Jockey	Margin (DT-W)	Last 600m	Fastest Section (Time)	Start - 1000	1000 - 800	800 - 600	600 - 400	400 - 200	200 - Finish		
11	3	Han Dynasty	1:01.69	0:23.74	72.3 (800-600)	1:01.69	0:56.71 [9]	0:45.73 [7]	0:35.24 [5]	0:23.97 [7]	0:12.51 [10]		
	(4)	Mitch Goring	10.1L (+8)	0:35.24	800-600 (0:10.49)	(0:04.98)	(0:10.99)	(0:10.49)	(0:11.27)	(0:11.46)	(0:12.51)		

Scratched: The Driller (#8), La Petite Maison (#13)

Report Created: Thu 11 June 2026

(Note: Races are conducted over an approximate distance as close as possible to the advertised distance, and recorded data may vary accordingly. Official times refer to race times only and do not include handicap times.)

[ ] Position in running at each section and finish    TAB# Saddle cloth number  
 -:-:- No data available at this section    BAR# Barrier/Gate Position  
 NA No data available    DNF Did not finish  
 DNT Did not track    DT-W Distance travelled compared to winner in metres

Fastest split  
 Fastest section

data processed by TRIPLES DATA

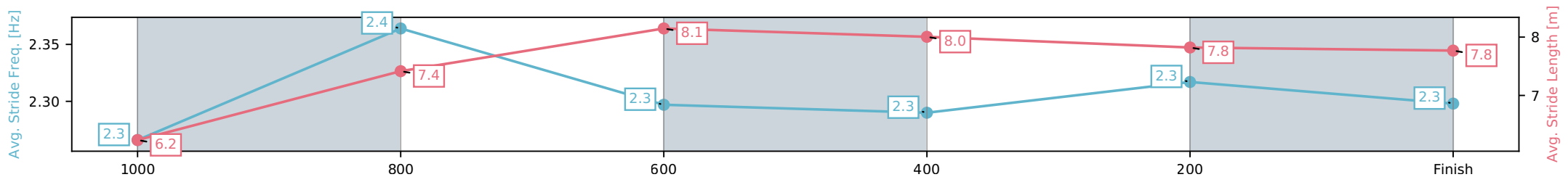
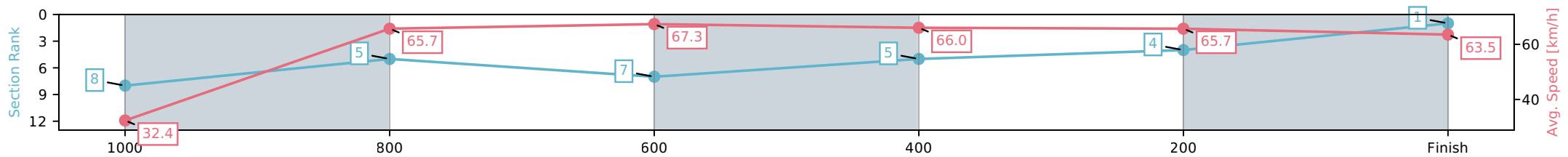
Horse/Jockey Name	Red Hot Lizzie/Adam Sewell
Finish Rank	1
Fastest Section Time (Section)	0:10.75 (800-600)
Top Speed [km/h] (Section)	70.1 (1000-800)
Race State	Finished



Mackay QLD --Professional-2026-06-11  
 Race 8: RACING AGAIN TUESDAY 23RD JUNE OPEN  
 Handicap - 1050m  
 11 June 2026 - 4:40PM  
 Track Rating: Good 4, Weather: Overcast, Rail Position: True Entire  
 Circuit



Section	L1050	L800	L600	L400	L200	L0
Section Times	0:59.98 (0:04.95)	0:55.03 [8] (0:10.99)	0:44.04 [5] (0:10.75)	0:33.29 [7] (0:10.96)	0:22.33 [5] (0:11.01)	0:11.33 [4] (0:11.33)
Average Speed [km/h]	32.4	65.7	67.3	66.0	65.7	63.5
Top Speed [km/h]	48.4	70.1	68.3	67.6	66.7	67.6
Avg. Dist. to Rail [m]	1.6	1.1	1.7	0.5	3.5	6.9
Avg. Stride Freq. [Hz]	2.3	2.4	2.3	2.3	2.3	2.3
Avg. Stride Length [m]	6.2	7.4	8.1	8.0	7.8	7.8



- [ ] Ranking at each section and finish
- :-:- No data available at this section
- NA No data available

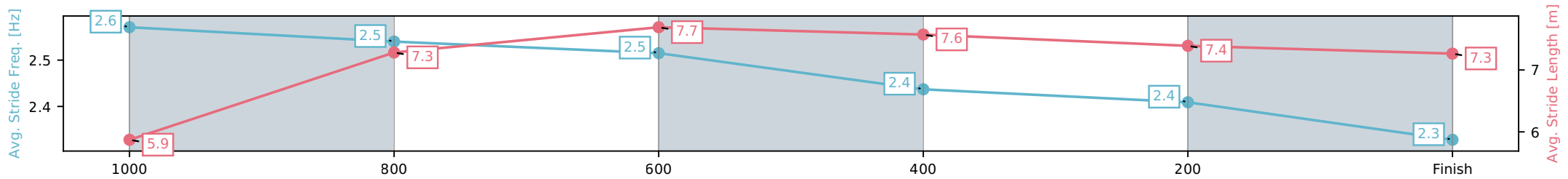
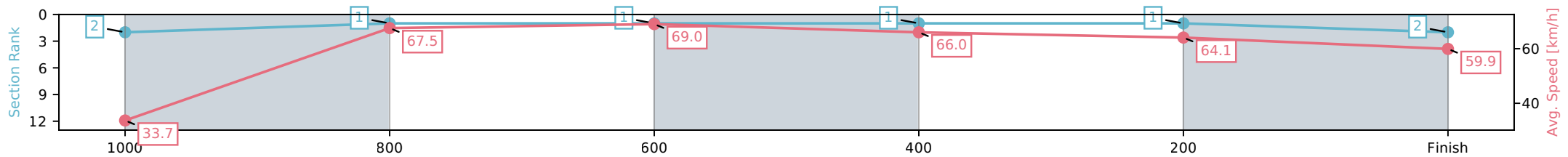
Horse/Jockey Name	Blue Stratum/Sean Cormack
Finish Rank	2
Fastest Section Time (Section)	0:10.41 (800-600)
Top Speed [km/h] (Section)	71.3 (1000-800)
Race State	Finished



Mackay QLD --Professional-2026-06-11  
 Race 8: RACING AGAIN TUESDAY 23RD JUNE OPEN  
 Handicap - 1050m  
 11 June 2026 - 4:40PM  
 Track Rating: Good 4, Weather: Overcast, Rail Position: True Entire  
 Circuit



Section	L1050	L800	L600	L400	L200	L0
Section Times	1:00.06 (0:04.75)	0:55.31 [2] (0:10.70)	0:44.62 [1] (0:10.41)	0:34.20 [1] (0:10.93)	0:23.28 [1] (0:11.24)	0:12.03 [1] (0:12.03)
Average Speed [km/h]	33.7	67.5	69.0	66.0	64.1	59.9
Top Speed [km/h]	56.1	71.3	70.6	67.5	66.2	62.7
Avg. Dist. to Rail [m]	4.8	3.0	0.5	0.9	1.8	3.0
Avg. Stride Freq. [Hz]	2.6	2.5	2.5	2.4	2.4	2.3
Avg. Stride Length [m]	5.9	7.3	7.7	7.6	7.4	7.3



[ ] Ranking at each section and finish  
 -:-:- No data available at this section  
 NA No data available

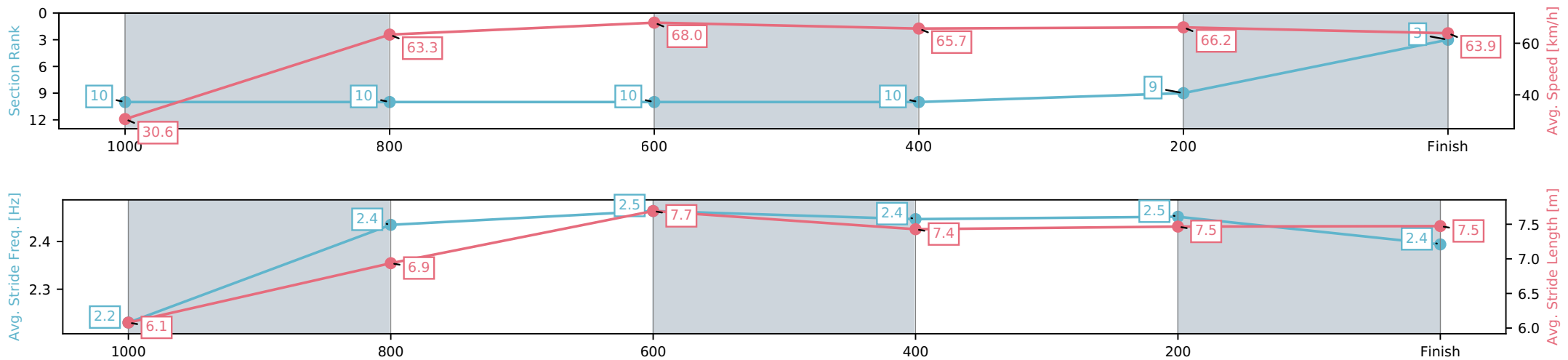
Horse/Jockey Name	Sunnycoast/Dylan Turner
Finish Rank	3
Fastest Section Time (Section)	0:10.35 (800-600)
Top Speed [km/h] (Section)	71.4 (800-600)
Race State	Finished



Mackay QLD --Professional-2026-06-11  
 Race 8: RACING AGAIN TUESDAY 23RD JUNE OPEN  
 Handicap - 1050m  
 11 June 2026 - 4:40PM  
 Track Rating: Good 4, Weather: Overcast, Rail Position: True Entire  
 Circuit



Section	L1050	L800	L600	L400	L200	L0
Section Times	1:00.24 (0:04.76)	0:55.48 [3] (0:11.00)	0:44.48 [4] (0:10.35)	0:34.13 [3] (0:10.86)	0:23.27 [3] (0:11.20)	0:12.08 [2] (0:12.08)
Average Speed [km/h]	33.3	65.4	69.4	65.9	64.6	59.7
Top Speed [km/h]	50.2	67.9	71.4	68.9	65.5	64.0
Avg. Dist. to Rail [m]	0.3	0.9	0.6	1.3	4.1	5.7
Avg. Stride Freq. [Hz]	2.3	2.6	2.5	2.5	2.5	2.4
Avg. Stride Length [m]	6.0	6.9	7.8	7.6	7.2	7.1



[ ] Ranking at each section and finish  
 -:-:- No data available at this section  
 NA No data available

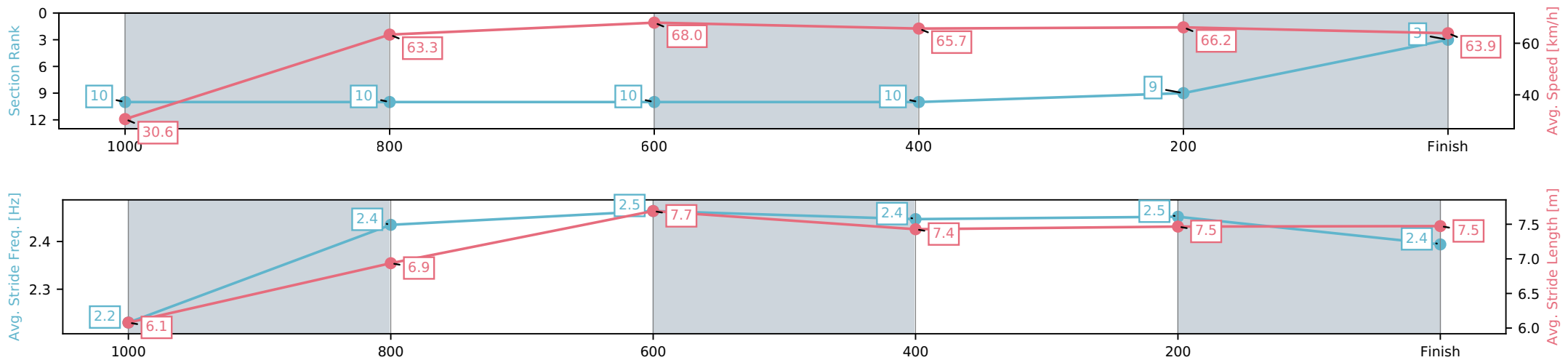
Horse/Jockey Name	Outback Action/Georgina Cartwright
Finish Rank	3
Fastest Section Time (Section)	0:10.60 (800-600)
Top Speed [km/h] (Section)	69.8 (800-600)
Race State	Finished



Mackay QLD --Professional-2026-06-11  
 Race 8: RACING AGAIN TUESDAY 23RD JUNE OPEN  
 Handicap - 1050m  
 11 June 2026 - 4:40PM  
 Track Rating: Good 4, Weather: Overcast, Rail Position: True Entire  
 Circuit



Section	L1050	L800	L600	L400	L200	L0
Section Times	1:00.24 (0:05.22)	0:55.02 [10] (0:11.37)	0:43.65 [10] (0:10.60)	0:33.06 [10] (0:11.05)	0:22.00 [10] (0:10.91)	0:11.09 [9] (0:11.09)
Average Speed [km/h]	30.6	63.3	68.0	65.7	66.2	63.9
Top Speed [km/h]	47.1	69.3	69.8	67.0	67.6	66.3
Avg. Dist. to Rail [m]	2.5	0.9	0.4	1.1	4.0	8.0
Avg. Stride Freq. [Hz]	2.2	2.4	2.5	2.4	2.5	2.4
Avg. Stride Length [m]	6.1	6.9	7.7	7.4	7.5	7.5



[ ] Ranking at each section and finish  
 -:-:- No data available at this section  
 NA No data available

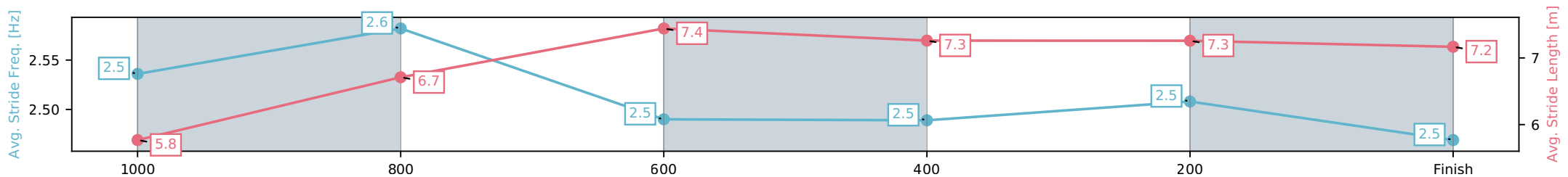
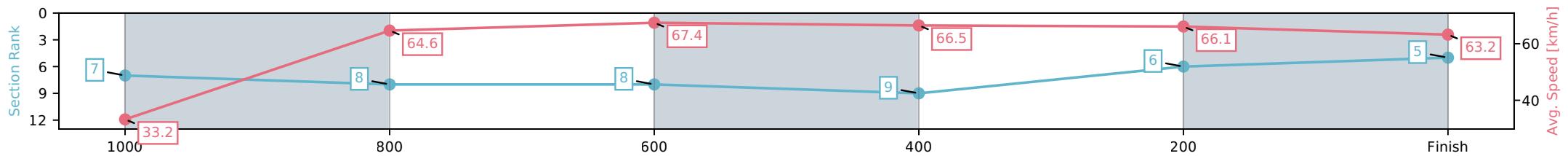
Horse/Jockey Name	Raetihi/Tahlia Fenlon
Finish Rank	5
Fastest Section Time (Section)	0:10.80 (800-600)
Top Speed [km/h] (Section)	70.7 (800-600)
Race State	Finished



Mackay QLD --Professional-2026-06-11  
 Race 8: RACING AGAIN TUESDAY 23RD JUNE OPEN  
 Handicap - 1050m  
 11 June 2026 - 4:40PM  
 Track Rating: Good 4, Weather: Overcast, Rail Position: True Entire  
 Circuit



Section	L1050	L800	L600	L400	L200	L0
Section Times	1:00.27 (0:04.89)	0:55.38 [7] (0:11.22)	0:44.16 [8] (0:10.80)	0:33.37 [8] (0:11.07)	0:22.29 [9] (0:10.98)	0:11.32 [6] (0:11.32)
Average Speed [km/h]	33.2	64.6	67.4	66.5	66.1	63.2
Top Speed [km/h]	49.1	68.8	70.7	67.5	67.6	65.9
Avg. Dist. to Rail [m]	2.5	3.6	4.1	3.0	5.0	7.1
Avg. Stride Freq. [Hz]	2.5	2.6	2.5	2.5	2.5	2.5
Avg. Stride Length [m]	5.8	6.7	7.4	7.3	7.3	7.2



- [ ] Ranking at each section and finish
- :-:- No data available at this section
- NA No data available

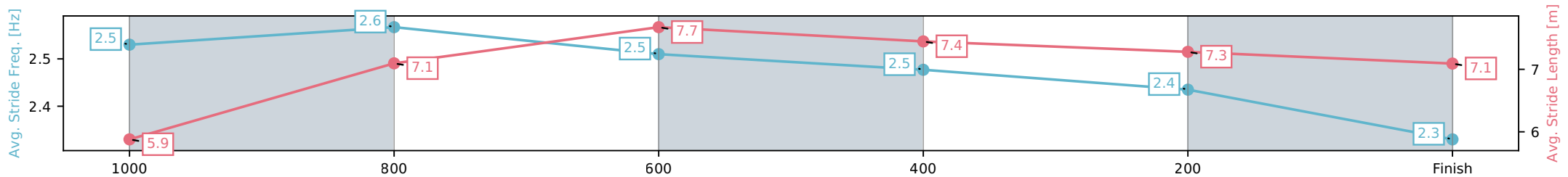
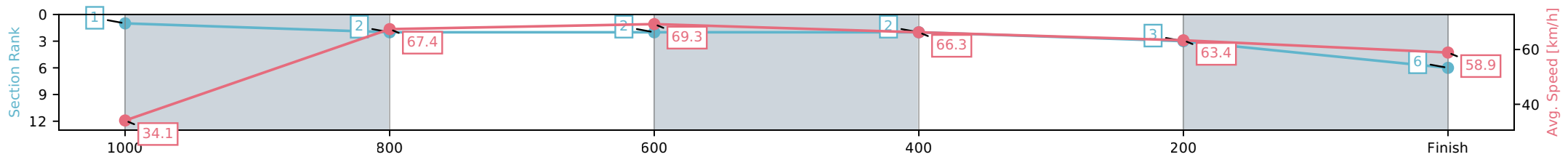
Horse/Jockey Name	Cochrane/Emma Simsir
Finish Rank	6
Fastest Section Time (Section)	0:10.44 (800-600)
Top Speed [km/h] (Section)	71.0 (1000-800)
Race State	Finished



Mackay QLD --Professional-2026-06-11  
 Race 8: RACING AGAIN TUESDAY 23RD JUNE OPEN  
 Handicap - 1050m  
 11 June 2026 - 4:40PM  
 Track Rating: Good 4, Weather: Overcast, Rail Position: True Entire  
 Circuit



Section	L1050	L800	L600	L400	L200	L0
Section Times	1:00.28 (0:04.71)	0:55.57 [1] (0:10.78)	0:44.80 [2] (0:10.44)	0:34.36 [2] (0:10.92)	0:23.44 [2] (0:11.34)	0:12.09 [3] (0:12.09)
Average Speed [km/h]	34.1	67.4	69.3	66.3	63.4	58.9
Top Speed [km/h]	52.9	71.0	70.7	67.8	65.5	62.6
Avg. Dist. to Rail [m]	6.6	5.1	1.5	0.7	1.8	2.9
Avg. Stride Freq. [Hz]	2.5	2.6	2.5	2.5	2.4	2.3
Avg. Stride Length [m]	5.9	7.1	7.7	7.4	7.3	7.1



[ ] Ranking at each section and finish  
 -.-.- No data available at this section  
 NA No data available

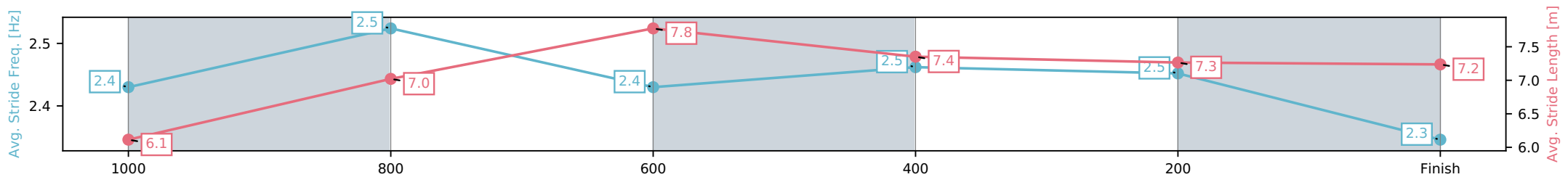
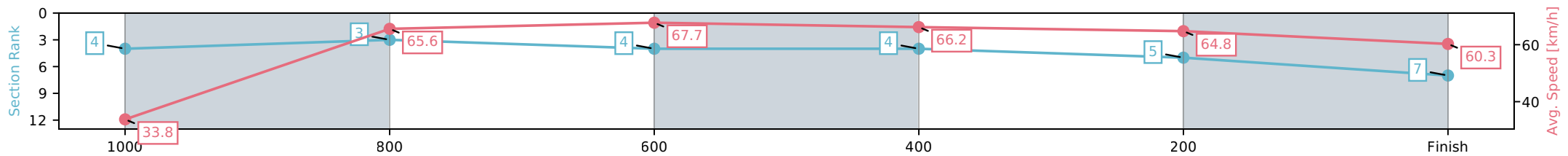
Horse/Jockey Name	Early Fusion/McKenzie Apel
Finish Rank	7
Fastest Section Time (Section)	0:10.64 (800-600)
Top Speed [km/h] (Section)	69.2 (800-600)
Race State	Finished



Mackay QLD --Professional-2026-06-11  
 Race 8: RACING AGAIN TUESDAY 23RD JUNE OPEN  
 Handicap - 1050m  
 11 June 2026 - 4:40PM  
 Track Rating: Good 4, Weather: Overcast, Rail Position: True Entire  
 Circuit



Section	L1050	L800	L600	L400	L200	L0
Section Times	1:00.56 (0:04.76)	0:55.80 [4] (0:10.97)	0:44.83 [3] (0:10.64)	0:34.19 [4] (0:11.12)	0:23.08 [4] (0:11.24)	0:11.84 [5] (0:11.84)
Average Speed [km/h]	33.8	65.6	67.7	66.2	64.8	60.3
Top Speed [km/h]	50.3	69.1	69.2	68.4	65.9	64.7
Avg. Dist. to Rail [m]	1.3	0.9	0.4	3.1	4.7	4.5
Avg. Stride Freq. [Hz]	2.4	2.5	2.4	2.5	2.5	2.3
Avg. Stride Length [m]	6.1	7.0	7.8	7.4	7.3	7.2



- [ ] Ranking at each section and finish
- :-:- No data available at this section
- NA No data available

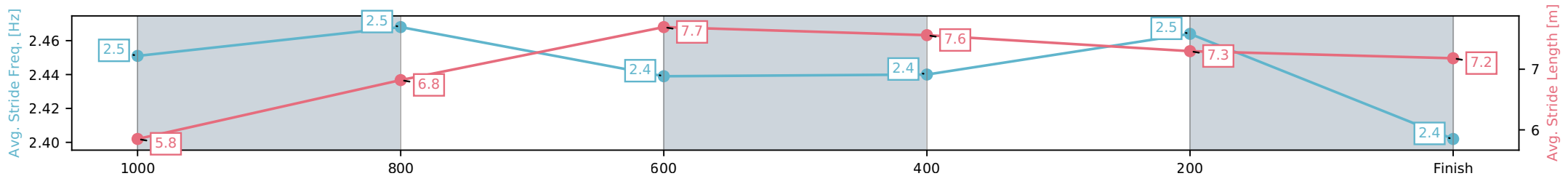
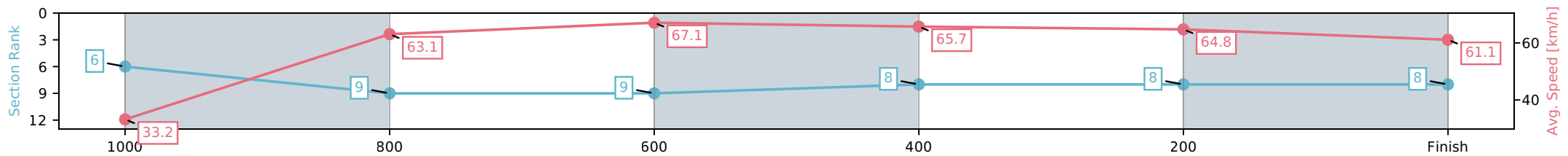
Horse/Jockey Name	Flying Shamus/Chelsea Jokić
Finish Rank	8
Fastest Section Time (Section)	0:10.73 (800-600)
Top Speed [km/h] (Section)	68.8 (1000-800)
Race State	Finished



Mackay QLD --Professional-2026-06-11  
 Race 8: RACING AGAIN TUESDAY 23RD JUNE OPEN  
 Handicap - 1050m  
 11 June 2026 - 4:40PM  
 Track Rating: Good 4, Weather: Overcast, Rail Position: True Entire Circuit



Section	L1050	L800	L600	L400	L200	L0
Section Times	1:00.81 (0:04.85)	0:55.96 [6] (0:11.50)	0:44.46 [9] (0:10.73)	0:33.74 [9] (0:10.88)	0:22.86 [8] (0:11.11)	0:11.75 [8] (0:11.75)
Average Speed [km/h]	33.2	63.1	67.1	65.7	64.8	61.1
Top Speed [km/h]	49.3	68.8	68.6	66.5	65.7	64.6
Avg. Dist. to Rail [m]	5.0	4.4	0.6	0.9	2.3	4.5
Avg. Stride Freq. [Hz]	2.5	2.5	2.4	2.4	2.5	2.4
Avg. Stride Length [m]	5.8	6.8	7.7	7.6	7.3	7.2



- [ ] Ranking at each section and finish
- :-:- No data available at this section
- NA No data available

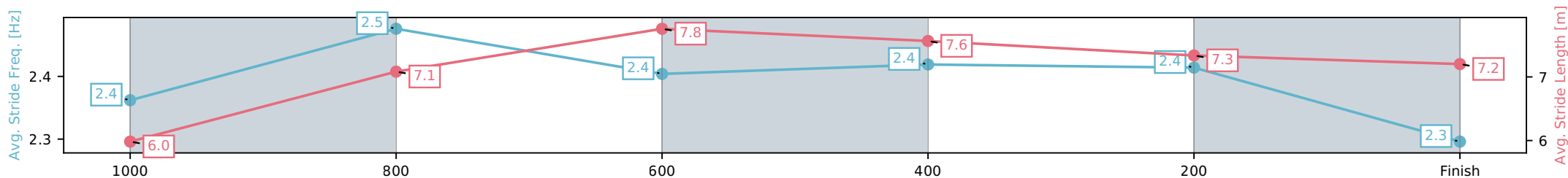
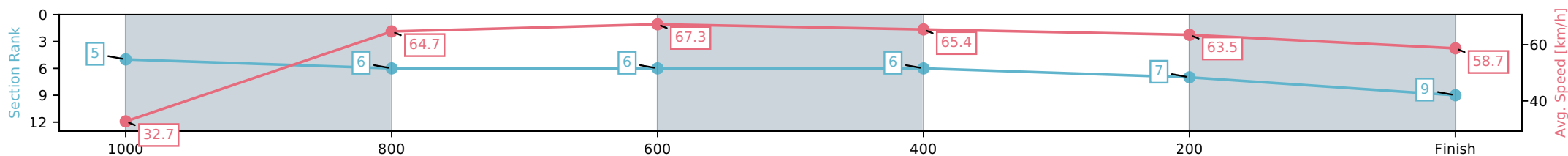
Horse/Jockey Name	Daimyo/Amie Meissner
Finish Rank	9
Fastest Section Time (Section)	0:10.71 (800-600)
Top Speed [km/h] (Section)	68.5 (800-600)
Race State	Finished



Mackay QLD --Professional-2026-06-11  
 Race 8: RACING AGAIN TUESDAY 23RD JUNE OPEN  
 Handicap - 1050m  
 11 June 2026 - 4:40PM  
 Track Rating: Good 4, Weather: Overcast, Rail Position: True Entire  
 Circuit



Section	L1050	L800	L600	L400	L200	L0
Section Times	1:01.23 (0:04.81)	0:56.42 [5] (0:11.13)	0:45.29 [6] (0:10.71)	0:34.58 [6] (0:10.99)	0:23.58 [6] (0:11.36)	0:12.23 [7] (0:12.23)
Average Speed [km/h]	32.7	64.7	67.3	65.4	63.5	58.7
Top Speed [km/h]	49.7	68.4	68.5	68.0	64.7	66.9
Avg. Dist. to Rail [m]	2.5	0.5	0.9	0.6	1.2	2.9
Avg. Stride Freq. [Hz]	2.4	2.5	2.4	2.4	2.4	2.3
Avg. Stride Length [m]	6.0	7.1	7.8	7.6	7.3	7.2



[ ] Ranking at each section and finish  
 -:-:- No data available at this section  
 NA No data available

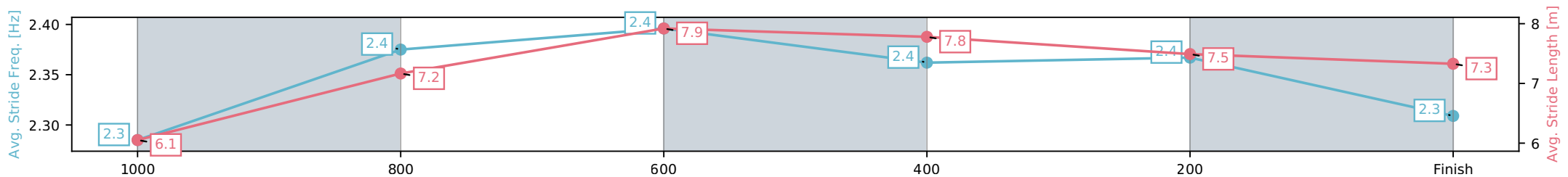
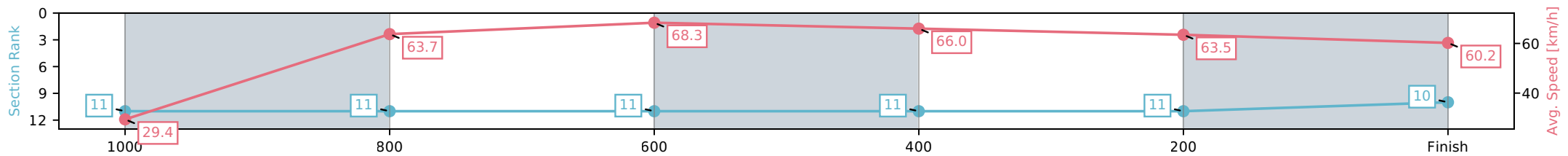
Horse/Jockey Name	Acrophobic/Aidan Holt
Finish Rank	10
Fastest Section Time (Section)	0:10.57 (800-600)
Top Speed [km/h] (Section)	70.0 (800-600)
Race State	Finished



Mackay QLD --Professional-2026-06-11  
 Race 8: RACING AGAIN TUESDAY 23RD JUNE OPEN  
 Handicap - 1050m  
 11 June 2026 - 4:40PM  
 Track Rating: Good 4, Weather: Overcast, Rail Position: True Entire  
 Circuit



Section	L1050	L800	L600	L400	L200	L0
Section Times	1:01.57 (0:05.42)	0:56.15 [11] (0:11.34)	0:44.81 [11] (0:10.57)	0:34.24 [11] (0:10.92)	0:23.31 [11] (0:11.35)	0:11.97 [11] (0:11.97)
Average Speed [km/h]	29.4	63.7	68.3	66.0	63.5	60.2
Top Speed [km/h]	48.4	68.9	70.0	67.4	64.4	62.6
Avg. Dist. to Rail [m]	0.7	1.6	1.6	0.4	0.9	0.8
Avg. Stride Freq. [Hz]	2.3	2.4	2.4	2.4	2.4	2.3
Avg. Stride Length [m]	6.1	7.2	7.9	7.8	7.5	7.3



[ ] Ranking at each section and finish  
 -:-:- No data available at this section  
 NA No data available

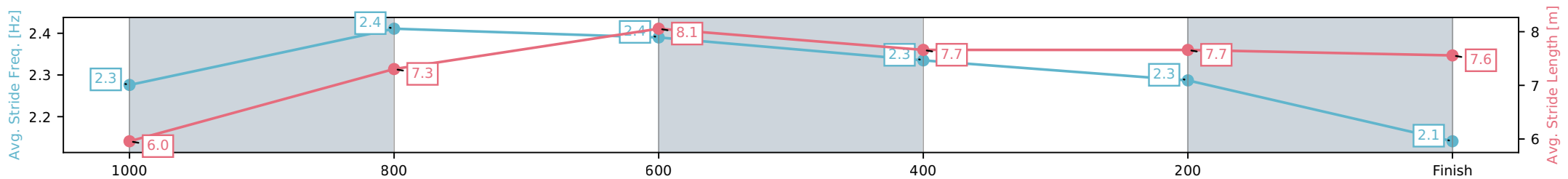
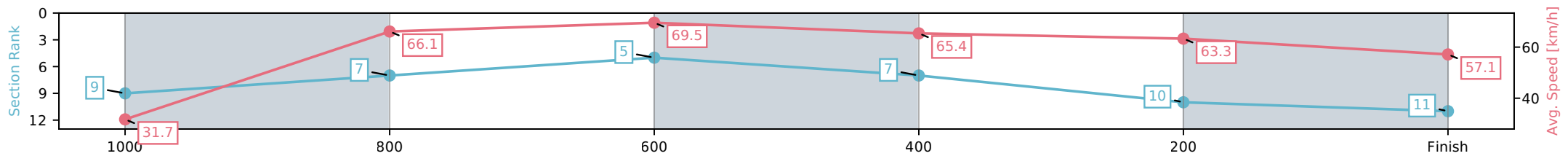
Horse/Jockey Name	Han Dynasty/Mitch Goring
Finish Rank	11
Fastest Section Time (Section)	0:10.49 (800-600)
Top Speed [km/h] (Section)	72.3 (800-600)
Race State	Finished



Mackay QLD --Professional-2026-06-11  
 Race 8: RACING AGAIN TUESDAY 23RD JUNE OPEN  
 Handicap - 1050m  
 11 June 2026 - 4:40PM  
 Track Rating: Good 4, Weather: Overcast, Rail Position: True Entire  
 Circuit



Section	L1050	L800	L600	L400	L200	L0
Section Times	1:01.69 (0:04.98)	0:56.71 [9] (0:10.99)	0:45.73 [7] (0:10.49)	0:35.24 [5] (0:11.27)	0:23.97 [7] (0:11.46)	0:12.51 [10] (0:12.51)
Average Speed [km/h]	31.7	66.1	69.5	65.4	63.3	57.1
Top Speed [km/h]	48.6	70.6	72.3	69.2	64.9	62.1
Avg. Dist. to Rail [m]	0.5	3.4	3.9	3.2	5.5	6.1
Avg. Stride Freq. [Hz]	2.3	2.4	2.4	2.3	2.3	2.1
Avg. Stride Length [m]	6.0	7.3	8.1	7.7	7.7	7.6



- [ ] Ranking at each section and finish
- :-:- No data available at this section
- NA No data available