



LADBROKES Q STRAIGHT, QLD  
Race 1 - LADBROKES RACING EXTRAS IN MULTI - 350M  
11/06/2026 - 11:59:50 AM

RUG	NAME	BOX	SECT 1	SECT 2	HOME	FINISH TIME
1	Heated Rivalry	1	5.12	9.19	10.25	19.44 [1]
3	Lauren's Baby	3	5.02	9.05	10.48	19.53 [2]
5	Midnight Texada	5	5.23	9.30	10.32	19.62 [3]
2	Pannonia	2	5.16	9.26	10.50	19.76 [4]
7	Ain't Write Back	7	5.24	9.39	10.58	19.97 [5]
8	Vet Kim	8	5.26	9.43	10.70	20.13 [6]
6	Dynamic Banjo	6	5.15	9.30	10.93	20.23 [7]
4	Molletes	4	5.25	9.38	10.91	20.29 [8]

Information is produced by IsoLynx tracking system

[ ] - Rank at each section

( ) - Average meters to rail for section









-- - No data available at section

\* - Estimated values





LADBROKES Q STRAIGHT, QLD  
Race 2 - ROSEWOOD VETERINARY SERVICE - 350M  
11/06/2026 - 12:22:46 PM

RUG	NAME	BOX	HOME	FINISH TIME
	Top The Lot	2	19.18	19.18 [1]
	Hara's Tank	8	19.19	19.19 [2]
	Won't Be Long	1	19.39	19.39 [3]
	Alone Time	7	19.68	19.68 [4]
	Even More	4	19.87	19.87 [5]
	Make 'Em Rain	6	20.04	20.04 [6]
	Scotch Bon Bons	3	20.15	20.15 [7]
	Winning Edition	5	20.16	20.16 [8]

Information is produced by IsoLynx tracking system  
[ ] - Rank at each section  
( ) - Average meters to rail for section  
-- - No data available at section  
\* - Estimated values





LADBROKES Q STRAIGHT, QLD  
 Race 3 - THE LIDS FLY ON LADBROKES LIVE CHANNELS - 350M  
 11/06/2026 - 12:38:46 PM

RUG	NAME	BOX	TOP SPEED	50M	100M	150M	200M	250M	300M	350M	200M HOME	FINISH TIME
	Scotch You	2	73.9KM/H	4.02 [7] 45.0KM/H (2.1M)	6.61 [7] 69.4KM/H (0.8M)	9.07 [4] 73.2KM/H (1.0M)	11.52 [2] 73.4KM/H (1.2M)	14.02 [1] 72.2KM/H (1.2M)	16.57 [1] 70.6KM/H (1.6M)	19.17 [1] 67.0KM/H (2.0M)	10.10 70.7KM/H (1.5M)	19.17 [1]
	Hocking	1	72.1KM/H	3.85 [1] 47.0KM/H (2.9M)	6.49 [2] 68.2KM/H (2.5M)	9.02 [2] 71.4KM/H (2.7M)	11.52 [1] 71.8KM/H (3.1M)	14.08 [2] 70.5KM/H (3.5M)	16.67 [2] 69.4KM/H (4.0M)	19.27 [2] 68.4KM/H (3.5M)	10.25 70.0KM/H (3.5M)	19.27 [2]
	Brunswick Rocket	5	72.7KM/H	3.87 [2] 46.8KM/H (3.9M)	6.49 [1] 68.7KM/H (2.9M)	9.00 [1] 71.7KM/H (3.2M)	11.54 [3] 71.0KM/H (3.4M)	14.12 [4] 69.7KM/H (3.7M)	16.72 [3] 69.4KM/H (4.4M)	19.35 [3] 65.5KM/H (4.5M)	10.35 68.8KM/H (4.0M)	19.35 [3]
	Wings Of Fury	6	72.1KM/H	3.94 [6] 46.0KM/H (4.6M)	6.61 [6] 67.5KM/H (3.0M)	9.13 [7] 71.5KM/H (2.5M)	11.63 [7] 71.8KM/H (2.8M)	14.19 [5] 70.5KM/H (3.2M)	16.77 [5] 69.7KM/H (3.7M)	19.39 [4] 66.7KM/H (3.4M)	10.26 69.7KM/H (3.3M)	19.39 [4]
	Philly Special	8	72.8KM/H	3.91 [3] 46.4KM/H (5.3M)	6.56 [3] 67.9KM/H (3.7M)	9.06 [3] 71.9KM/H (3.7M)	11.55 [4] 72.2KM/H (4.2M)	14.11 [3] 70.3KM/H (4.3M)	16.75 [4] 68.2KM/H (5.1M)	19.44 [5] 66.2KM/H (5.3M)	10.38 69.2KM/H (4.7M)	19.44 [5]
	Thai Mystique	7	73.0KM/H	3.91 [5] 46.3KM/H (5.0M)	6.60 [5] 67.0KM/H (3.5M)	9.10 [5] 72.0KM/H (3.2M)	11.58 [5] 72.6KM/H (3.1M)	14.21 [6] 68.3KM/H (2.3M)	16.86 [6] 68.0KM/H (2.7M)	19.52 [6] 66.7KM/H (3.0M)	10.42 68.8KM/H (2.8M)	19.52 [6]
	Manhattan Girl	4	71.8KM/H	3.91 [4] 46.3KM/H (3.4M)	6.57 [4] 67.6KM/H (1.8M)	9.10 [6] 71.2KM/H (1.8M)	11.63 [6] 71.1KM/H (2.4M)	14.24 [7] 69.0KM/H (1.8M)	16.91 [7] 67.4KM/H (2.3M)	19.64 [7] 65.1KM/H (2.9M)	10.54 68.1KM/H (2.3M)	19.64 [7]

Information is produced by IsoLynx tracking system  
 [ ] - Rank at each section  
 ( ) - Average meters to rail for section  
 -- - No data available at section  
 \* - Estimated values





LADBROKES Q STRAIGHT, QLD  
 Race 4 - BOX 1 PHOTOGRAPHY - 350M  
 11/06/2026 - 12:54:54 PM

RUG	NAME	BOX	TOP SPEED	50M	100M	150M	200M	250M	300M	350M	200M HOME	FINISH TIME
<b>4</b>	<b>Brownlow</b>	4	73.5KM/H	3.88 [1] 46.7KM/H (2.5M)	6.50 [1] 68.7KM/H (1.0M)	8.97 [1] 72.8KM/H (1.1M)	11.43 [1] 73.1KM/H (1.1M)	13.94 [1] 71.6KM/H (0.9M)	16.53* [1] 69.7KM/H --	19.16* [1] 67.4KM/H --	10.19 70.4KM/H --	19.16 [1]
<b>6</b>	<b>From A Distance</b>	6	73.3KM/H	3.93 [2] 46.1KM/H (4.6M)	6.54 [2] 68.9KM/H (2.3M)	9.02 [2] 72.6KM/H (1.8M)	11.50 [2] 72.7KM/H (1.7M)	14.02 [2] 71.3KM/H (1.7M)	16.61 [2] 69.5KM/H (2.0M)	19.28 [2] 66.4KM/H (2.4M)	10.26 69.9KM/H (2.0M)	19.28 [2]
<b>8</b>	<b>Piper Beach</b>	8	73.1KM/H	3.94* [3] 45.9KM/H --	6.56* [3] 68.7KM/H --	9.06* [3] 72.1KM/H --	11.55* [3] 72.3KM/H --	14.08* [3] 71.1KM/H --	16.67* [3] 69.7KM/H --	19.30* [3] 67.3KM/H --	10.24* 70.0KM/H --	19.30 [3]
<b>2</b>	<b>Goldstar Jasper</b>	2	72.8KM/H	3.96* [5] 45.8KM/H --	6.59* [4] 68.4KM/H --	9.10* [4] 71.7KM/H --	11.60* [4] 72.0KM/H --	14.14* [4] 70.8KM/H --	16.73* [4] 69.4KM/H --	19.38* [4] 67.0KM/H --	10.28* 69.8KM/H --	19.38 [4]
<b>7</b>	<b>Titanium Blue</b>	7	73.1KM/H	4.04 [7] 44.8KM/H (5.4M)	6.70 [7] 67.6KM/H (5.2M)	9.21 [7] 71.9KM/H (6.9M)	11.69 [6] 72.6KM/H (8.1M)	14.22 [5] 71.0KM/H (9.3M)	16.81 [5] 69.4KM/H (10.2M)	19.44 [5] 68.0KM/H (9.9M)	10.23 70.2KM/H (9.4M)	19.44 [5]
<b>5</b>	<b>Burma Star</b>	5	72.3KM/H	3.98* [6] 45.5KM/H --	6.63* [6] 68.0KM/H --	9.15* [5] 71.4KM/H --	11.66* [5] 71.5KM/H --	14.22* [6] 70.5KM/H --	16.83* [6] 69.0KM/H --	19.49* [6] 66.6KM/H --	10.34* 69.4KM/H --	19.49 [6]
<b>1</b>	<b>Dark Distance</b>	1	70.5KM/H	3.95 [4] 45.8KM/H (2.3M)	6.60 [5] 68.1KM/H (0.9M)	9.17 [6] 70.1KM/H (0.7M)	11.74 [7] 69.9KM/H (0.8M)	14.33 [7] 69.5KM/H (1.9M)	16.96 [7] 68.5KM/H (3.1M)	19.63 [7] 66.1KM/H (3.2M)	10.46 68.5KM/H (2.3M)	19.63 [7]
<b>3</b>	<b>Julane Ava</b>	3	71.0KM/H	4.06* [8] 44.6KM/H --	6.75* [8] 66.8KM/H --	9.32* [8] 70.0KM/H --	11.89* [8] 70.2KM/H --	14.49* [8] 69.2KM/H --	17.15* [8] 67.7KM/H --	19.86* [8] 65.4KM/H --	10.54* 68.1KM/H --	19.86 [8]

Information is produced by IsoLynx tracking system  
 [] - Rank at each section  
 ( ) - Average meters to rail for section





LADBROKES Q STRAIGHT, QLD  
 Race 5 - The Mach 10 H - 350M  
 11/06/2026 - 13:13:48 PM

RUG	NAME	BOX	TOP SPEED	50M	100M	150M	200M	250M	300M	350M	200M HOME	FINISH TIME
<b>6</b>	<b>Galento</b>	6	74.5KM/H	3.79 [1] 47.8KM/H (4.2M)	6.37 [1] 69.8KM/H (3.0M)	8.82 [1] 73.5KM/H (2.8M)	11.26 [1] 74.0KM/H (2.7M)	13.74 [1] 72.4KM/H (2.4M)	16.29 [1] 70.8KM/H (2.7M)	18.91 [1] 66.8KM/H (4.1M)	10.09 70.9KM/H (3.0M)	<b>18.91 [1]</b>
<b>1</b>	<b>Tough Enough</b>	1	74.3KM/H	3.88 [4] 46.7KM/H (2.6M)	6.46 [3] 69.9KM/H (1.6M)	8.90 [3] 73.6KM/H (1.4M)	11.34 [2] 73.8KM/H (1.8M)	13.83 [2] 72.5KM/H (3.2M)	16.38 [2] 70.6KM/H (3.0M)	19.00 [2] 67.5KM/H (3.3M)	10.10 71.0KM/H (2.8M)	<b>19.00 [2]</b>
<b>4</b>	<b>Sheriff</b>	4	73.5KM/H	3.83 [2] 47.3KM/H (3.3M)	6.43 [2] 69.3KM/H (2.0M)	8.90 [2] 73.0KM/H (1.9M)	11.37 [4] 72.7KM/H (2.6M)	13.88 [3] 71.8KM/H (3.8M)	16.41 [3] 71.1KM/H (4.0M)	19.02 [3] 66.6KM/H (5.9M)	10.12 70.5KM/H (4.1M)	<b>19.02 [3]</b>
<b>3</b>	<b>Hey Ernie</b>	3	74.6KM/H	3.93 [5] 46.1KM/H (3.0M)	6.49 [5] 70.2KM/H (2.4M)	8.93 [4] 73.9KM/H (2.5M)	11.36 [3] 73.9KM/H (3.1M)	13.88 [4] 71.6KM/H (4.2M)	16.48 [4] 69.2KM/H (4.7M)	19.15 [4] 65.4KM/H (5.6M)	10.22 69.9KM/H (4.4M)	<b>19.15 [4]</b>
<b>8</b>	<b>Little House</b>	8	73.1KM/H	3.84 [3] 47.1KM/H (5.6M)	6.46 [4] 68.9KM/H (4.2M)	8.94 [5] 72.5KM/H (3.8M)	11.42 [5] 72.6KM/H (3.8M)	13.98 [5] 70.4KM/H (4.3M)	16.60* [5] 68.6KM/H --	19.30* [5] 65.2KM/H --	10.36 69.1KM/H --	<b>19.30 [5]</b>
<b>2</b>	<b>Walking Carpet</b>	2	73.8KM/H	4.17 [7] 43.5KM/H (5.6M)	6.74 [7] 70.1KM/H (7.2M)	9.19 [7] 73.2KM/H (8.2M)	11.65 [6] 73.3KM/H (8.4M)	14.16 [6] 71.8KM/H (8.8M)	16.72 [6] 70.3KM/H (8.9M)	19.37 [6] 66.3KM/H --	10.18 70.3KM/H --	<b>19.37 [6]</b>
<b>7</b>	<b>Nina Siyan</b>	7	71.6KM/H	3.97 [6] 45.6KM/H (5.5M)	6.61 [6] 68.3KM/H (5.3M)	9.13 [6] 71.3KM/H (5.7M)	11.65 [7] 71.4KM/H (4.5M)	14.21 [7] 70.5KM/H (3.2M)	16.82 [7] 69.0KM/H (2.7M)	19.51 [7] 66.0KM/H (3.8M)	10.38 69.2KM/H (3.6M)	<b>19.51 [7]</b>

Information is produced by IsoLynx tracking system  
 [ ] - Rank at each section  
 ( ) - Average meters to rail for section  
 -- - No data available at section  
 \* - Estimated values





LADBROKES Q STRAIGHT, QLD  
 Race 6 - The Mach 10 H - 350M  
 11/06/2026 - 13:35:02 PM

RUG	NAME	BOX	TOP SPEED	50M	100M	150M	200M	250M	300M	350M	200M HOME	FINISH TIME
<b>7</b>	Settle For Less	7	75.7KM/H	3.89 [4] 46.5KM/H (4.4M)	6.45 [3] 70.5KM/H (2.5M)	8.86 [3] 74.8KM/H (2.8M)	11.26 [1] 74.9KM/H (2.5M)	13.69 [1] 74.0KM/H (1.8M)	16.20 [1] 71.9KM/H (1.5M)	18.76 [1] 68.9KM/H (1.7M)	9.90 72.3KM/H (1.9M)	18.76 [1]
<b>1</b>	Extra Voltage	1	74.5KM/H	3.82 [2] 47.5KM/H (2.0M)	6.39 [2] 69.9KM/H (1.8M)	8.83 [2] 73.8KM/H (2.3M)	11.26 [2] 74.0KM/H (2.0M)	13.73 [2] 72.8KM/H (1.3M)	16.28 [2] 70.8KM/H (1.7M)	18.87 [2] 67.2KM/H (2.8M)	10.04 71.1KM/H (2.0M)	18.87 [2]
<b>5</b>	Grubber Kick	5	73.9KM/H	3.79 [1] 47.8KM/H (5.1M)	6.36 [1] 70.1KM/H (4.4M)	8.82 [1] 73.2KM/H (4.6M)	11.27 [3] 73.5KM/H (5.2M)	13.77 [3] 71.9KM/H (5.3M)	16.33 [3] 70.3KM/H (4.2M)	18.95 [3] 67.4KM/H (4.7M)	10.13 70.7KM/H (4.9M)	18.95 [3]
<b>2</b>	Kill Your Smile	2	74.6KM/H	3.95 [5] 45.9KM/H (2.6M)	6.51 [5] 70.2KM/H (1.1M)	8.96 [4] 73.7KM/H (0.9M)	11.39 [4] 73.9KM/H (1.0M)	13.87 [4] 72.6KM/H (1.0M)	16.43 [4] 70.3KM/H (1.7M)	19.05 [4] 68.2KM/H (2.6M)	10.09 71.2KM/H (1.6M)	19.05 [4]
<b>6</b>	Canya Romance	6	74.5KM/H	4.00 [7] 45.3KM/H (4.6M)	6.57 [6] 70.1KM/H (3.9M)	9.01 [6] 73.6KM/H (4.1M)	11.45 [6] 73.8KM/H (3.7M)	13.95 [5] 72.2KM/H (3.6M)	16.51 [5] 70.2KM/H (3.9M)	19.14 [5] 66.9KM/H (5.2M)	10.13 70.7KM/H (4.1M)	19.14 [5]
<b>3</b>	Born To Race	3	73.6KM/H	3.89 [3] 46.6KM/H (3.3M)	6.49 [4] 69.2KM/H (1.9M)	8.96 [5] 72.7KM/H (1.7M)	11.43 [5] 73.0KM/H (2.3M)	13.95 [6] 71.5KM/H (2.7M)	16.54 [6] 69.5KM/H (2.7M)	19.19 [6] 67.0KM/H (3.6M)	10.23 70.2KM/H (2.8M)	19.19 [6]
<b>4</b>	Great Terms	4	74.1KM/H	3.97 [6] 45.6KM/H (3.5M)	6.57 [7] 69.2KM/H (2.8M)	9.03 [7] 73.3KM/H (2.8M)	11.48 [7] 73.3KM/H (2.7M)	14.02 [7] 70.8KM/H (3.1M)	16.62 [7] 69.4KM/H (4.8M)	19.22 [7] 69.2KM/H (6.4M)	10.19 70.6KM/H (4.2M)	19.22 [7]

Information is produced by IsoLynx tracking system  
 [ ] - Rank at each section  
 ( ) - Average meters to rail for section  
 -- - No data available at section  
 \* - Estimated values





LADBROKES Q STRAIGHT, QLD  
 Race 7 - The Mach 10 H - 350M  
 11/06/2026 - 13:59:47 PM

RUG	NAME	BOX	TOP SPEED	50M	100M	150M	200M	250M	300M	350M	200M HOME	FINISH TIME
<b>4</b>	Massaro	4	75.2KM/H	3.87 [5] 46.8KM/H (4.0M)	6.43 [4] 70.4KM/H (3.4M)	8.85 [4] 74.3KM/H (2.8M)	11.25 [4] 75.0KM/H (2.5M)	13.69 [2] 73.9KM/H (2.1M)	16.18* [1] 72.3KM/H --	18.72* [1] 70.8KM/H --	9.87 73.0KM/H --	18.72 [1]
<b>8</b>	Mile A Minute	8	74.8KM/H	3.84 [3] 47.2KM/H (5.9M)	6.40 [2] 70.3KM/H (5.2M)	8.82 [2] 74.3KM/H (5.5M)	11.24 [2] 74.4KM/H (5.4M)	13.70 [3] 73.1KM/H (5.1M)	16.22 [2] 71.5KM/H (4.7M)	18.80 [2] 69.6KM/H (4.4M)	9.98 72.1KM/H (4.9M)	18.80 [2]
<b>3</b>	Got This Girls	3	74.6KM/H	3.81 [1] 47.6KM/H (3.6M)	6.34 [1] 71.0KM/H (3.7M)	8.77 [1] 74.1KM/H (4.2M)	11.20 [1] 74.1KM/H (4.0M)	13.69 [1] 72.3KM/H (3.7M)	16.24 [3] 70.6KM/H (3.3M)	18.83 [3] 69.4KM/H (3.1M)	10.06 71.5KM/H (3.5M)	18.83 [3]
<b>7</b>	Rupesh	7	74.7KM/H	3.83 [2] 47.2KM/H (5.6M)	6.41 [3] 69.9KM/H (4.7M)	8.82 [3] 74.6KM/H (4.9M)	11.25 [3] 74.3KM/H (4.7M)	13.73 [4] 72.5KM/H (4.6M)	16.29 [4] 70.4KM/H (4.3M)	18.91 [4] 68.5KM/H (3.9M)	10.09 71.4KM/H (4.4M)	18.91 [4]
<b>2</b>	Canya Atomic	2	73.6KM/H	3.86 [4] 47.0KM/H (2.7M)	6.46 [5] 69.1KM/H (1.9M)	8.95 [5] 72.4KM/H (1.9M)	11.40 [5] 73.3KM/H (1.5M)	13.90 [5] 72.3KM/H (1.4M)	16.44 [5] 70.9KM/H (1.8M)	19.04 [5] 68.9KM/H (2.5M)	10.09 71.3KM/H (1.8M)	19.04 [5]
<b>1</b>	Goldstar Murphy	1	73.3KM/H	3.88 [6] 46.7KM/H (2.3M)	6.47 [6] 69.5KM/H (1.6M)	8.98 [6] 71.9KM/H (1.7M)	11.45 [6] 72.8KM/H (1.3M)	13.95 [6] 72.1KM/H (1.3M)	16.53 [6] 69.7KM/H (2.8M)	19.12 [6] 69.4KM/H (4.1M)	10.14 71.0KM/H (2.4M)	19.12 [6]
<b>6</b>	Brookers Road	6	74.0KM/H	4.36 [7] 41.6KM/H (4.3M)	6.97 [7] 68.9KM/H (2.6M)	9.43 [7] 73.2KM/H (2.6M)	11.86 [7] 73.9KM/H (1.7M)	14.32 [7] 73.2KM/H (1.5M)	16.83 [7] 71.9KM/H (2.0M)	19.40 [7] 70.0KM/H (1.8M)	9.97 72.2KM/H (1.7M)	19.40 [7]

Information is produced by IsoLynx tracking system  
 [ ] - Rank at each section  
 ( ) - Average meters to rail for section  
 -- - No data available at section  
 \* - Estimated values





LADBROKES Q STRAIGHT, QLD  
 Race 8 - The Mach 10 H - 350M  
 11/06/2026 - 14:17:20 PM

RUG	NAME	BOX	TOP SPEED	50M	100M	150M	200M	250M	300M	350M	200M HOME	FINISH TIME
<b>6</b>	<b>Gold Force</b>	6	75.5KM/H	3.95 [5] 45.8KM/H (5.1M)	6.51 [4] 70.3KM/H (4.9M)	8.93 [3] 74.4KM/H (5.9M)	11.33 [2] 75.2KM/H (6.2M)	13.78 [1] 73.4KM/H (6.3M)	16.31 [1] 71.2KM/H (5.7M)	18.91 [1] 68.9KM/H (5.5M)	9.98 72.1KM/H (5.9M)	18.91 [1]
<b>3</b>	<b>Armarta</b>	3	73.8KM/H	3.84 [2] 47.2KM/H (3.4M)	6.43 [2] 69.5KM/H (2.9M)	8.89 [2] 73.0KM/H (3.2M)	11.35 [3] 73.3KM/H (3.5M)	13.86 [2] 71.6KM/H (3.5M)	16.42* [2] 70.3KM/H --	19.05* [2] 67.1KM/H --	10.16 70.5KM/H --	19.05 [2]
<b>1</b>	<b>Wicket</b>	1	73.0KM/H	3.76 [1] 48.2KM/H (3.1M)	6.37 [1] 68.9KM/H (3.8M)	8.84 [1] 72.7KM/H (4.7M)	11.33 [1] 72.5KM/H (5.4M)	13.88 [3] 70.5KM/H (5.7M)	16.50 [3] 68.6KM/H (6.0M)	19.20 [3] 66.0KM/H (6.9M)	10.36 69.3KM/H (6.0M)	19.20 [3]
<b>8</b>	<b>Aussie Zip</b>	8	72.8KM/H	3.99 [7] 45.4KM/H (5.7M)	6.63 [7] 68.1KM/H (5.4M)	9.13 [5] 72.1KM/H (5.1M)	11.62 [5] 72.2KM/H (3.4M)	14.16 [5] 70.9KM/H (1.7M)	16.75 [4] 69.5KM/H (2.1M)	19.42 [4] 66.2KM/H (3.3M)	10.29 69.6KM/H (2.6M)	19.42 [4]
<b>5</b>	<b>Rainmaker Joe</b>	5	71.9KM/H	3.84 [3] 47.2KM/H (4.7M)	6.48 [3] 68.1KM/H (4.6M)	9.01 [4] 71.4KM/H (5.0M)	11.53 [4] 71.4KM/H (4.3M)	14.11 [4] 69.7KM/H (3.8M)	16.76 [5] 68.0KM/H (3.7M)	19.48 [5] 63.9KM/H (4.6M)	10.47 68.1KM/H (4.1M)	19.48 [5]
<b>7</b>	<b>Mystic Bloom</b>	7	71.1KM/H	3.98 [6] 45.5KM/H (5.4M)	6.63 [6] 68.0KM/H (4.9M)	9.16 [7] 71.0KM/H (4.7M)	11.71 [7] 70.6KM/H (3.7M)	14.29 [6] 69.8KM/H (3.2M)	16.90 [6] 68.9KM/H (3.3M)	19.59 [6] 64.7KM/H (3.2M)	10.43 68.4KM/H (3.4M)	19.59 [6]
<b>4</b>	<b>Move It Georgia</b>	4	71.1KM/H	3.95 [4] 45.9KM/H (4.3M)	6.59 [5] 68.1KM/H (4.2M)	9.14 [6] 70.6KM/H (4.4M)	11.71 [6] 70.1KM/H (3.2M)	14.31 [7] 69.2KM/H (2.6M)	16.94* [7] 68.5KM/H --	19.62* [7] 65.7KM/H --	10.48 68.3KM/H --	19.62 [7]

Information is produced by IsoLynx tracking system  
 [] - Rank at each section  
 () - Average meters to rail for section  
 -- - No data available at section  
 \* - Estimated values





LADBROKES Q STRAIGHT, QLD  
 Race 9 - The Mach 10 H - 350M  
 11/06/2026 - 14:33:53 PM

RUG	NAME	BOX	TOP SPEED	50M	100M	150M	200M	250M	300M	350M	200M HOME	FINISH TIME
<b>3</b>	Special Rocky	3	74.9KM/H	3.82 [1] 47.4KM/H (3.6M)	6.35 [1] 71.1KM/H (2.8M)	8.77 [1] 74.5KM/H (2.9M)	11.20 [1] 74.0KM/H (2.8M)	13.69 [1] 72.1KM/H (3.0M)	16.27 [1] 69.9KM/H (3.1M)	18.96 [1] 67.0KM/H (3.1M)	10.19 70.7KM/H (3.0M)	18.96 [1]
<b>1</b>	Darcy Dakota	1	74.9KM/H	3.91 [5] 46.4KM/H (2.4M)	6.47 [2] 70.2KM/H (2.3M)	8.90 [2] 74.2KM/H (3.4M)	11.33 [2] 74.2KM/H (4.8M)	13.83 [2] 72.0KM/H (5.5M)	16.42 [2] 69.4KM/H (6.2M)	19.10 [2] 67.4KM/H (6.6M)	10.20 70.7KM/H (5.8M)	19.10 [2]
<b>2</b>	No More Beer	2	72.9KM/H	3.88 [3] 46.7KM/H (2.9M)	6.49 [3] 69.0KM/H (3.2M)	8.98 [3] 72.2KM/H (4.2M)	11.46 [3] 72.7KM/H (4.8M)	13.98 [3] 71.3KM/H (4.6M)	16.57 [3] 69.5KM/H (4.0M)	19.22 [3] 67.5KM/H (4.1M)	10.24 70.2KM/H (4.4M)	19.22 [3]
<b>6</b>	Maywyn's King	6	73.4KM/H	3.96 [6] 45.8KM/H (4.0M)	6.56 [6] 69.1KM/H (2.8M)	9.04 [6] 72.8KM/H (2.9M)	11.51 [4] 72.8KM/H (2.8M)	14.03 [4] 71.5KM/H (3.3M)	16.61 [4] 69.8KM/H (3.4M)	19.27 [4] 67.1KM/H (3.9M)	10.23 70.2KM/H (3.4M)	19.27 [4]
<b>7</b>	Shamrock Hayze	7	72.4KM/H	3.90 [4] 46.5KM/H (4.5M)	6.53 [5] 68.4KM/H (3.8M)	9.03 [5] 72.0KM/H (4.8M)	11.53 [6] 72.0KM/H (5.7M)	14.08 [5] 70.6KM/H (6.3M)	16.70 [5] 68.7KM/H (6.6M)	19.38 [5] 65.8KM/H (7.3M)	10.35 69.2KM/H (6.5M)	19.38 [5]
<b>8</b>	Take Over Haze	8	72.1KM/H	3.84 [2] 47.2KM/H (5.2M)	6.49 [4] 67.9KM/H (4.4M)	9.01 [4] 71.4KM/H (5.6M)	11.52 [5] 71.7KM/H (6.7M)	14.09 [6] 70.1KM/H (8.0M)	16.73 [6] 68.2KM/H (8.8M)	19.44 [6] 66.0KM/H (8.5M)	10.43 68.9KM/H (8.0M)	19.44 [6]
<b>4</b>	Last Love	4	73.0KM/H	4.00 [7] 45.2KM/H (3.4M)	6.63 [7] 68.5KM/H (1.4M)	9.11 [7] 72.5KM/H (1.1M)	11.60 [7] 72.5KM/H (1.4M)	14.15 [7] 70.5KM/H (1.5M)	16.80 [7] 68.0KM/H (1.7M)	19.55 [7] 64.1KM/H (2.3M)	10.44 68.6KM/H (1.7M)	19.55 [7]

Information is produced by IsoLynx tracking system  
 [ ] - Rank at each section  
 ( ) - Average meters to rail for section  
 -- - No data available at section  
 \* - Estimated values





LADBROKES Q STRAIGHT, QLD  
 Race 10 - The Mach 10 H - 350M  
 11/06/2026 - 14:58:01 PM

RUG	NAME	BOX	TOP SPEED	50M	100M	150M	200M	250M	300M	350M	200M HOME	FINISH TIME
<b>7</b>	<b>Canya Nuclear</b>	7	73.1KM/H	3.82 [1] 47.4KM/H (4.8M)	6.44 [1] 68.8KM/H (3.0M)	8.92 [1] 72.5KM/H (3.1M)	11.39 [1] 72.8KM/H (3.1M)	13.92 [1] 71.3KM/H (3.2M)	16.49 [1] 69.8KM/H (3.0M)	19.19 [1] 67.2KM/H (3.3M)	10.27 70.2KM/H (3.2M)	19.19 [1]
<b>2</b>	<b>Cumbria Benny</b>	2	73.8KM/H	3.87 [4] 46.8KM/H (2.7M)	6.53 [5] 67.7KM/H (1.9M)	9.01 [6] 72.5KM/H (2.6M)	11.47 [4] 73.2KM/H (3.3M)	13.98 [4] 71.7KM/H (3.6M)	16.56 [2] 69.9KM/H (3.7M)	19.22 [2] 67.0KM/H (4.3M)	10.21 70.4KM/H (3.7M)	19.22 [2]
<b>6</b>	<b>Secret Story</b>	6	73.1KM/H	3.90 [5] 46.5KM/H (4.7M)	6.51 [3] 69.0KM/H (4.5M)	8.98 [3] 72.8KM/H (4.7M)	11.46 [3] 72.7KM/H (4.8M)	13.98 [3] 71.3KM/H (5.2M)	16.57 [4] 69.4KM/H (5.9M)	19.24 [3] 67.2KM/H (6.8M)	10.26 70.1KM/H (5.7M)	19.24 [3]
<b>4</b>	<b>Tuckeroo Road</b>	4	73.5KM/H	3.85 [2] 47.0KM/H (3.3M)	6.53 [6] 67.1KM/H (2.4M)	9.01 [5] 72.6KM/H (3.3M)	11.47 [5] 73.1KM/H (3.9M)	14.00 [5] 71.3KM/H (4.3M)	16.59 [5] 69.4KM/H (4.7M)	19.25 [4] 65.6KM/H (5.9M)	10.24 69.8KM/H (4.7M)	19.25 [4]
<b>1</b>	<b>One Last Beer</b>	1	73.3KM/H	3.86 [3] 46.9KM/H (2.3M)	6.49 [2] 68.5KM/H (1.6M)	8.97 [2] 72.7KM/H (2.2M)	11.44 [2] 72.8KM/H (2.7M)	13.97 [2] 71.2KM/H (2.8M)	16.57 [3] 69.3KM/H (2.8M)	19.26 [5] 66.7KM/H (4.2M)	10.29 69.9KM/H (3.1M)	19.26 [5]
<b>8</b>	<b>Black Horse</b>	8	72.7KM/H	3.92 [6] 46.3KM/H (6.0M)	6.51 [4] 69.5KM/H (5.5M)	8.99 [4] 72.6KM/H (5.7M)	11.49 [6] 72.0KM/H (5.9M)	14.03 [6] 70.7KM/H (6.1M)	16.63 [6] 69.3KM/H (6.7M)	19.31 [6] 67.1KM/H (7.4M)	10.32 69.7KM/H (6.5M)	19.31 [6]
<b>3</b>	<b>Kooringa Trish</b>	3	72.9KM/H	3.97 [7] 45.6KM/H (3.1M)	6.58 [7] 69.0KM/H (2.8M)	9.07 [7] 72.3KM/H (3.9M)	11.57 [7] 71.9KM/H (4.5M)	14.11 [7] 71.0KM/H (5.1M)	16.71 [7] 69.4KM/H (5.8M)	19.38 [7] 66.6KM/H (5.5M)	10.31 69.6KM/H (5.2M)	19.38 [7]

Information is produced by IsoLynx tracking system  
 [ ] - Rank at each section  
 ( ) - Average meters to rail for section  
 -- - No data available at section  
 \* - Estimated values





LADBROKES Q STRAIGHT, QLD  
 Race 11 - The Mach 10 H - 350M  
 11/06/2026 - 15:19:46 PM

RUG	NAME	BOX	TOP SPEED	50M	100M	150M	200M	250M	300M	350M	200M HOME	FINISH TIME
<b>7</b>	<b>Flagman Franky</b>	7	75.2KM/H	3.83 [1] 47.3KM/H (5.7M)	6.40 [1] 70.0KM/H (4.2M)	8.84 [1] 73.9KM/H (3.6M)	11.25 [1] 74.7KM/H (3.1M)	13.70 [1] 73.6KM/H (1.9M)	16.19 [1] 72.3KM/H (1.5M)	18.74 [1] 68.7KM/H (1.2M)	9.90 72.2KM/H (1.9M)	<b>18.74 [1]</b>
<b>3</b>	<b>Pop Said Yes</b>	3	75.3KM/H	3.95 [5] 45.8KM/H (3.2M)	6.49 [5] 70.8KM/H (2.2M)	8.91 [5] 74.5KM/H (2.1M)	11.33 [2] 74.3KM/H (2.0M)	13.81 [2] 72.5KM/H (1.4M)	16.36* [2] 70.8KM/H --	18.95* [2] 68.3KM/H --	10.04 71.4KM/H --	<b>18.95 [2]</b>
<b>2</b>	<b>Reconstruction</b>	2	74.2KM/H	4.03 [7] 45.0KM/H (3.0M)	6.59 [7] 70.2KM/H (2.2M)	9.04 [6] 73.5KM/H (2.8M)	11.49 [6] 73.4KM/H (3.9M)	13.98 [6] 72.3KM/H (5.9M)	16.53 [6] 70.7KM/H (7.9M)	19.12 [3] 69.0KM/H (8.5M)	10.08 71.3KM/H (6.5M)	<b>19.12 [3]</b>
<b>4</b>	<b>Eriza Sparkles</b>	4	73.7KM/H	3.84 [3] 47.1KM/H (3.6M)	6.41 [2] 70.1KM/H (2.3M)	8.87 [2] 73.2KM/H (1.9M)	11.34 [3] 72.7KM/H (1.5M)	13.91 [5] 70.3KM/H (1.4M)	16.50 [4] 69.5KM/H (2.5M)	19.13 [4] 67.5KM/H (2.6M)	10.26 70.0KM/H (2.0M)	<b>19.13 [4]</b>
<b>6</b>	<b>Mr. O'malley</b>	6	74.0KM/H	3.84 [2] 47.2KM/H (4.9M)	6.44 [4] 69.2KM/H (3.7M)	8.91 [4] 73.0KM/H (3.3M)	11.37 [5] 73.1KM/H (3.2M)	13.89* [3] 71.4KM/H --	16.49* [3] 69.2KM/H --	19.14* [5] 66.9KM/H --	10.23 70.1KM/H --	<b>19.14 [5]</b>
<b>1</b>	<b>Cousin Henry</b>	1	73.8KM/H	3.85 [4] 47.1KM/H (2.7M)	6.43 [3] 69.7KM/H (1.8M)	8.89 [3] 73.2KM/H (1.5M)	11.35 [4] 73.2KM/H (1.2M)	13.89 [4] 70.7KM/H (1.1M)	16.51* [5] 68.9KM/H --	19.17* [6] 66.6KM/H --	10.28 69.8KM/H --	<b>19.17 [6]</b>
<b>8</b>	<b>Arnie Ferrari</b>	8	73.2KM/H	3.95 [6] 45.8KM/H (5.7M)	6.56 [6] 69.2KM/H (3.2M)	9.05 [7] 72.0KM/H (3.1M)	11.54 [7] 72.6KM/H (4.4M)	14.08 [7] 70.8KM/H (6.3M)	16.70 [7] 68.8KM/H (6.0M)	19.35 [7] 66.7KM/H (4.3M)	10.30 69.6KM/H (5.3M)	<b>19.35 [7]</b>

Information is produced by IsoLynx tracking system  
 [] - Rank at each section  
 () - Average meters to rail for section  
 -- - No data available at section  
 \* - Estimated values





LADBROKES Q STRAIGHT, QLD  
 Race 12 - LADBROKES QUICK MULTI - 350M  
 11/06/2026 - 15:43:51 PM

RUG	NAME	BOX	TOP SPEED	50M	100M	150M	200M	250M	300M	350M	200M HOME	FINISH TIME
<b>1</b>	Banjo's Clancy	1	73.7KM/H	3.96* [2] 45.7KM/H	6.57* [2] 69.0KM/H	9.06* [1] 72.5KM/H	11.53* [1] 72.8KM/H	14.05* [1] 71.4KM/H	16.64* [1] 69.5KM/H	19.29* [1] 66.4KM/H	10.23* 69.9KM/H	19.29 [1]
<b>3</b>	Maywyns Quetzal	3	73.0KM/H	3.98 [3] 45.5KM/H (3.1M)	6.61 [3] 68.6KM/H (1.9M)	9.10 [3] 72.2KM/H (2.0M)	11.58 [3] 72.5KM/H (2.2M)	14.11 [3] 71.1KM/H (2.6M)	16.71 [2] 69.2KM/H (2.5M)	19.38 [2] 65.6KM/H (2.5M)	10.28 69.5KM/H (2.5M)	19.38 [2]
<b>6</b>	Douglas	6	72.5KM/H	3.92 [1] 46.2KM/H (6.1M)	6.57 [1] 68.0KM/H (7.0M)	9.06 [2] 72.1KM/H (7.9M)	11.55 [2] 72.3KM/H (9.4M)	14.09 [2] 70.9KM/H (9.9M)	16.72* [3] 68.4KM/H	19.41* [3] 65.3KM/H	10.35 69.1KM/H	19.41 [3]
<b>4</b>	Spanish Legend	4	73.3KM/H	3.99* [4] 45.4KM/H	6.61* [4] 68.6KM/H	9.11* [4] 72.0KM/H	11.60* [4] 72.4KM/H	14.14* [4] 70.9KM/H	16.75* [4] 69.0KM/H	19.41* [4] 65.9KM/H	10.30* 69.5KM/H	19.41 [4]
<b>2</b>	Maywyn Micky	2	73.0KM/H	4.01 [5] 45.2KM/H (2.8M)	6.64 [5] 68.4KM/H (1.4M)	9.14 [5] 72.1KM/H (1.4M)	11.62 [5] 72.5KM/H (1.4M)	14.16 [5] 70.9KM/H (1.9M)	16.77 [5] 68.9KM/H (2.0M)	19.42 [5] 66.8KM/H (2.1M)	10.28 69.7KM/H (1.8M)	19.42 [5]
<b>5</b>	Goldstar Rodney	5	71.7KM/H	4.02 [7] 45.0KM/H (4.4M)	6.68 [7] 67.8KM/H (4.3M)	9.22 [6] 70.9KM/H (4.0M)	11.74 [6] 71.2KM/H (3.6M)	14.32 [6] 69.9KM/H (2.8M)	16.96 [6] 68.2KM/H (2.9M)	19.67 [6] 64.6KM/H (3.5M)	10.45 68.4KM/H (3.2M)	19.67 [6]
<b>7</b>	Jade Clover	7	72.1KM/H	4.05* [8] 44.7KM/H	6.72* [8] 67.4KM/H	9.26* [8] 70.9KM/H	11.79* [7] 71.2KM/H	14.37* [7] 69.8KM/H	17.02* [7] 67.9KM/H	19.73* [7] 64.9KM/H	10.47* 68.4KM/H	19.73 [7]
<b>8</b>	Blanco Fire	8	70.9KM/H	4.02 [6] 45.1KM/H (6.9M)	6.68 [6] 67.7KM/H (7.8M)	9.22 [7] 70.7KM/H (8.2M)	11.80 [8] 70.0KM/H (7.5M)	14.45 [8] 67.7KM/H (6.4M)	17.22* [8] 65.0KM/H	20.06* [8] 62.0KM/H	10.84 66.0KM/H	20.06 [8]

Information is produced by IsoLynx tracking system  
 [ ] - Rank at each section  
 ( ) - Average meters to rail for section  
 -- - No data available at section  
 \* - Estimated values

