



LADBROKES Q1 LAKESIDE, QLD
 Race 1 - BOX 1 PHOTOGRAPHY Maiden H - 390M
 12/06/2026 - 15:04:55 PM

RUG	NAME	BOX	TOP SPEED	50M	100M	150M	200M	250M	300M	350M	200M HOME	FINISH TIME
8	Fresco	8	69.7KM/H	3.96 [2] 45.7KM/H (3.6M)	6.60 [2] 68.4KM/H (1.8M)	9.22 [2] 68.7KM/H (1.2M)	11.83 [1] 68.8KM/H (1.4M)	14.53 [2] 66.7KM/H (1.3M)	17.30 [2] 65.0KM/H (2.1M)	20.06 [3] 65.3KM/H (2.6M)	10.97 65.6KM/H (1.9M)	22.28 [1]
4	Dodgem Jet	4	69.5KM/H	3.99 [4] 45.4KM/H (0.8M)	6.63 [3] 68.3KM/H (0.2M)	9.30 [3] 67.5KM/H (0.7M)	11.94 [3] 68.0KM/H (1.4M)	14.61 [3] 67.6KM/H (1.1M)	17.31 [3] 66.6KM/H (0.9M)	20.03 [1] 66.1KM/H (0.9M)	10.91 65.9KM/H (1.0M)	22.32 [2]
3	Shortbread Cindy	3	68.8KM/H	3.88 [1] 46.6KM/H (1.0M)	6.54 [1] 67.9KM/H (0.6M)	9.20 [1] 67.7KM/H (0.7M)	11.85 [2] 67.9KM/H (0.9M)	14.53 [1] 67.1KM/H (1.0M)	17.29 [1] 65.2KM/H (1.8M)	20.05 [2] 65.3KM/H (1.5M)	11.01 65.3KM/H (1.3M)	22.33 [3]
5	Headmaster	5	67.7KM/H	3.97 [3] 45.7KM/H (2.9M)	6.70 [5] 65.7KM/H (1.5M)	9.42 [5] 66.2KM/H (1.8M)	12.11 [4] 67.1KM/H (1.3M)	14.83 [4] 66.1KM/H (1.7M)	17.58 [4] 65.6KM/H (1.5M)	20.33 [4] 65.5KM/H (2.2M)	11.00 65.4KM/H (1.9M)	22.57 [4]
7	Harley's Bad Boy	7	68.8KM/H	4.08 [6] 44.4KM/H (3.1M)	6.77 [6] 66.9KM/H (1.5M)	9.54 [7] 65.0KM/H (2.6M)	12.29 [8] 65.5KM/H (1.9M)	15.08 [7] 64.6KM/H (2.0M)	17.90 [5] 63.9KM/H (2.3M)	20.70 [5] 64.2KM/H (1.4M)	11.24 64.0KM/H (1.7M)	22.98 [5]
6	Hara's Clegane	6	68.9KM/H	4.01 [5] 45.1KM/H (1.6M)	6.65 [4] 68.2KM/H (0.6M)	9.34 [4] 66.9KM/H (1.4M)	12.12 [5] 64.7KM/H (1.0M)	15.05 [5] 61.5KM/H (0.9M)	17.99 [7] 61.3KM/H (1.3M)	20.83 [6] 63.3KM/H (1.7M)	11.59 62.1KM/H (1.3M)	23.13 [6]
2	Goldstar Willow	2	68.1KM/H	4.14 [7] 43.8KM/H (0.3M)	6.82 [8] 67.0KM/H (0.5M)	9.58 [8] 65.2KM/H (1.7M)	12.27 [7] 66.9KM/H (1.2M)	15.12 [8] 63.3KM/H (1.3M)	18.01 [8] 62.2KM/H (1.9M)	20.83 [8] 63.8KM/H (2.6M)	11.40 63.1KM/H (2.0M)	23.13 [7]
1	Come On Crittter	1	68.7KM/H	4.14 [8] 43.7KM/H (-0.8M)	6.81 [7] 67.4KM/H (0.1M)	9.53 [6] 66.3KM/H (0.5M)	12.20 [6] 67.3KM/H (0.8M)	15.07 [6] 62.8KM/H (0.7M)	17.98 [6] 61.9KM/H (0.9M)	20.83 [7] 63.1KM/H (1.0M)	11.49 62.6KM/H (1.0M)	23.15 [8]

Information is produced by IsoLynx tracking system
 [] - Rank at each section
 () - Average meters to rail for section
 -- - No data available at section
 * - Estimated values





LADBROKES Q1 LAKESIDE, QLD
 Race 2 - THE LIDS FLY ON LADBROKES LIVE CHANNELS Maiden H - 390M
 12/06/2026 - 15:27:49 PM

RUG	NAME	BOX	TOP SPEED	50M	100M	150M	200M	250M	300M	350M	200M HOME	FINISH TIME
3	Canya Fake It	3	69.3KM/H	3.93 [2] 46.1KM/H (0.5M)	6.57 [1] 68.2KM/H (0.3M)	9.19 [1] 68.6KM/H (0.9M)	11.85 [1] 67.6KM/H (1.8M)	14.57 [1] 66.3KM/H (1.7M)	17.34 [1] 65.0KM/H (2.3M)	20.11 [1] 65.0KM/H (2.0M)	11.06 65.1KM/H (1.9M)	22.37 [1]
4	Goldstar Imogen	4	69.3KM/H	3.92 [1] 46.2KM/H (0.9M)	6.57 [2] 67.8KM/H (0.5M)	9.23 [2] 67.7KM/H (1.2M)	11.94 [2] 66.4KM/H (1.5M)	14.68 [2] 65.8KM/H (0.7M)	17.43 [2] 65.5KM/H (0.9M)	20.19 [2] 65.1KM/H (0.7M)	11.05 65.2KM/H (0.7M)	22.45 [2]
8	Dodgem Mocha	8	69.2KM/H	4.21 [7] 43.0KM/H (2.8M)	6.86 [4] 67.9KM/H (1.4M)	9.50 [4] 68.3KM/H (2.2M)	12.15 [3] 67.8KM/H (1.5M)	14.82 [3] 67.5KM/H (0.7M)	17.49 [3] 67.3KM/H (0.6M)	20.21 [3] 66.3KM/H (0.4M)	10.85 66.3KM/H (0.6M)	22.48 [3]
7	Mister Rainmaker	7	68.5KM/H	4.12 [5] 44.0KM/H (1.8M)	6.79 [3] 67.3KM/H (1.1M)	9.45 [3] 67.9KM/H (1.9M)	12.17 [4] 66.1KM/H (2.4M)	14.91 [4] 65.7KM/H (1.9M)	17.68 [4] 65.0KM/H (3.1M)	20.43 [4] 65.4KM/H (4.0M)	11.05 65.1KM/H (3.0M)	22.67 [4]
5	Creeping Colby	5	68.2KM/H	4.12 [6] 43.9KM/H (0.8M)	7.04 [7] 61.6KM/H (0.5M)	9.75 [7] 66.6KM/H (1.1M)	12.39 [5] 68.0KM/H (1.5M)	15.16 [5] 65.1KM/H (1.2M)	17.95 [5] 64.5KM/H (1.5M)	20.75 [5] 64.3KM/H (2.3M)	11.18 64.3KM/H (1.7M)	23.05 [5]
6	Atlas	6	66.1KM/H	4.10 [4] 44.2KM/H (1.0M)	6.92 [6] 63.8KM/H (0.6M)	9.66 [5] 65.6KM/H (0.8M)	12.41 [6] 65.7KM/H (1.0M)	15.18 [6] 65.0KM/H (0.7M)	18.00 [6] 63.7KM/H (0.8M)	20.81 [6] 64.1KM/H (0.8M)	11.24 64.0KM/H (0.8M)	23.10 [6]
1	Oliver My Way	1	65.6KM/H	4.07 [3] 44.6KM/H (-0.5M)	6.92 [5] 63.1KM/H (0.3M)	9.71 [6] 64.5KM/H (0.5M)	12.51 [7] 64.3KM/H (0.8M)	15.29 [7] 64.6KM/H (0.7M)	18.09 [7] 64.3KM/H (1.7M)	20.88 [7] 64.4KM/H (2.1M)	11.22 64.1KM/H (1.5M)	23.17 [7]
2	Just Jo Jo	2	68.0KM/H	4.36 [8] 41.5KM/H (-0.1M)	7.05 [8] 66.8KM/H (0.1M)	9.78 [8] 66.1KM/H (0.4M)	12.60 [8] 63.8KM/H (0.4M)	15.46 [8] 62.9KM/H (0.5M)	18.26 [8] 64.3KM/H (0.8M)	21.06 [8] 64.3KM/H (1.3M)	11.33 63.5KM/H (0.9M)	23.34 [8]

Information is produced by IsoLynx tracking system
 [] - Rank at each section
 () - Average meters to rail for section
 -- - No data available at section
 * - Estimated values





LADBROKES Q1 LAKESIDE, QLD
 Race 3 - GARRARD'S HORSE AND HOUND - 390M
 12/06/2026 - 15:45:20 PM

RUG	NAME	BOX	TOP SPEED	50M	100M	150M	200M	250M	300M	350M	200M HOME	FINISH TIME
	Apex	2	70.8KM/H	3.90 [1] 46.5KM/H (0.2M)	6.50 [1] 69.2KM/H (0.6M)	9.06 [1] 70.5KM/H (0.9M)	11.62 [1] 70.2KM/H (1.3M)	14.24 [1] 68.9KM/H (1.3M)	16.88 [1] 68.0KM/H (1.4M)	19.55 [1] 67.5KM/H (2.0M)	10.63 67.7KM/H (1.7M)	21.74 [1]
	Blue Lakoda	1	70.2KM/H	3.98 [4] 45.5KM/H (0.0M)	6.58 [3] 69.4KM/H (0.2M)	9.17 [2] 69.4KM/H (0.8M)	11.76 [2] 69.5KM/H (1.0M)	14.41 [2] 68.0KM/H (1.0M)	17.08 [2] 67.3KM/H (1.2M)	19.76 [2] 67.1KM/H (1.6M)	10.72 67.1KM/H (1.3M)	21.96 [2]
	Star Fernando	5	69.7KM/H	4.12 [8] 43.9KM/H (1.2M)	6.75 [8] 68.4KM/H (0.8M)	9.36 [7] 69.0KM/H (1.2M)	12.06 [7] 66.8KM/H (1.4M)	14.77 [4] 66.4KM/H (1.5M)	17.46 [3] 67.0KM/H (2.0M)	20.11 [3] 67.9KM/H (2.4M)	10.70 67.3KM/H (1.8M)	22.23 [3]
	Fast Eddie	3	69.1KM/H	3.99 [5] 45.4KM/H (1.1M)	6.68 [5] 66.8KM/H (0.7M)	9.32 [5] 68.3KM/H (1.0M)	12.04 [5] 66.1KM/H (1.0M)	14.82 [5] 64.8KM/H (0.9M)	17.56 [5] 65.6KM/H (1.4M)	20.27 [4] 66.5KM/H (2.0M)	10.98 65.5KM/H (1.5M)	22.47 [4]
	Craven	8	68.0KM/H	4.04 [7] 44.8KM/H (4.2M)	6.74 [7] 66.6KM/H (2.9M)	9.40 [8] 67.7KM/H (2.6M)	12.09 [8] 66.9KM/H (2.4M)	14.85 [6] 65.2KM/H (2.5M)	17.61 [6] 65.2KM/H (3.8M)	20.32 [6] 66.6KM/H (5.1M)	10.96 65.6KM/H (4.0M)	22.51 [5]
	Smoky Chipotle	4	69.0KM/H	3.99 [6] 45.4KM/H (1.5M)	6.70 [6] 66.6KM/H (1.6M)	9.33 [6] 68.4KM/H (1.8M)	12.04 [4] 66.5KM/H (2.0M)	14.86 [7] 63.7KM/H (2.0M)	17.62 [7] 65.1KM/H (2.4M)	20.35 [7] 66.2KM/H (3.8M)	11.06 65.0KM/H (2.9M)	22.56 [6]
	Affleck	7	69.5KM/H	3.93 [3] 46.1KM/H (2.7M)	6.57 [2] 68.3KM/H (1.3M)	9.29 [3] 66.1KM/H (1.6M)	11.99 [3] 66.7KM/H (1.8M)	14.72 [3] 66.1KM/H (1.1M)	17.49 [4] 64.9KM/H (1.5M)	20.31 [5] 63.8KM/H (3.4M)	11.17 64.4KM/H (2.3M)	22.62 [7]
	Dearden	6	68.2KM/H	3.91 [2] 46.3KM/H (1.9M)	6.60 [4] 66.9KM/H (0.9M)	9.31 [4] 66.5KM/H (1.2M)	12.05 [6] 65.8KM/H (1.1M)	14.97 [8] 61.6KM/H (0.9M)	17.76 [8] 64.5KM/H (0.7M)	20.51 [8] 65.5KM/H (1.4M)	11.26 63.9KM/H (1.0M)	22.74 [8]

Information is produced by IsoLynx tracking system
 [] - Rank at each section
 () - Average meters to rail for section
 -- - No data available at section
 * - Estimated values





LADBROKES Q1 LAKESIDE, QLD
 Race 4 - LADBROKES BIG BETS COPY NOW - 390M
 12/06/2026 - 16:08:45 PM

RUG	NAME	BOX	TOP SPEED	50M	100M	150M	200M	250M	300M	350M	200M HOME	FINISH TIME
4	Boom Two Down	4	71.5KM/H	3.90 [1] 46.5KM/H (1.5M)	6.46 [1] 70.1KM/H (0.8M)	9.00 [1] 71.0KM/H (1.0M)	11.59 [1] 69.5KM/H (1.1M)	14.24 [1] 67.9KM/H (1.4M)	16.91 [1] 67.4KM/H (1.3M)	19.59 [1] 67.3KM/H (1.3M)	10.70 67.2KM/H (1.3M)	21.77 [1]
1	Six Gins	1	69.7KM/H	3.96 [4] 45.7KM/H (-0.4M)	6.63 [3] 67.6KM/H (0.3M)	9.24 [2] 68.9KM/H (0.7M)	11.83 [2] 69.6KM/H (1.3M)	14.43 [2] 69.1KM/H (1.1M)	17.09 [2] 67.8KM/H (1.4M)	19.72 [2] 68.3KM/H (2.0M)	10.56 68.2KM/H (1.6M)	21.87 [2]
6	Barefoot Royale	6	68.8KM/H	4.06 [7] 44.6KM/H (2.3M)	6.73 [6] 67.5KM/H (1.8M)	9.39 [6] 67.4KM/H (2.8M)	12.04 [5] 67.9KM/H (2.6M)	14.68 [4] 68.4KM/H (2.0M)	17.32 [4] 68.0KM/H (2.7M)	19.95 [4] 68.6KM/H (2.3M)	10.55 68.2KM/H (2.2M)	22.07 [3]
3	Professor Saxon	3	68.7KM/H	4.01 [5] 45.2KM/H (1.2M)	6.70 [5] 66.8KM/H (0.9M)	9.34 [4] 68.3KM/H (1.2M)	11.96 [3] 68.5KM/H (0.9M)	14.63 [3] 67.5KM/H (0.9M)	17.30 [3] 67.4KM/H (1.2M)	19.94 [3] 68.2KM/H (1.4M)	10.66 67.5KM/H (1.1M)	22.10 [4]
7	Unpaid Debt	7	67.9KM/H	3.94 [3] 46.0KM/H (3.0M)	6.63 [4] 66.9KM/H (1.3M)	9.36 [5] 65.9KM/H (2.0M)	12.07 [7] 66.5KM/H (2.0M)	14.78 [7] 66.6KM/H (1.5M)	17.46 [6] 67.1KM/H (2.0M)	20.12 [6] 67.5KM/H (2.2M)	10.74 67.0KM/H (1.9M)	22.27 [5]
5	Hooked On Dolly	5	69.0KM/H	4.01 [6] 45.2KM/H (2.1M)	6.77 [7] 65.2KM/H (1.3M)	9.43 [7] 67.7KM/H (0.9M)	12.06 [6] 68.3KM/H (0.7M)	14.75 [5] 66.9KM/H (0.7M)	17.45 [5] 66.8KM/H (1.0M)	20.12 [5] 67.5KM/H (1.3M)	10.76 66.9KM/H (0.9M)	22.29 [6]
8	Hope Moo Moo	8	69.9KM/H	3.93 [2] 46.1KM/H (3.5M)	6.58 [2] 68.0KM/H (1.9M)	9.33 [3] 65.6KM/H (1.9M)	12.04 [4] 66.4KM/H (1.7M)	14.77 [6] 65.9KM/H (1.0M)	17.48 [7] 66.5KM/H (1.3M)	20.15 [7] 67.4KM/H (1.6M)	10.84 66.4KM/H (1.3M)	22.33 [7]
2	Hara's Spud	2	67.1KM/H	4.07* [8] 44.5KM/H --	6.80* [8] 65.9KM/H --	9.52* [8] 66.2KM/H --	12.22* [8] 66.5KM/H --	14.95* [8] 65.9KM/H --	17.69* [8] 65.7KM/H --	20.41* [8] 66.3KM/H --	10.94* 65.8KM/H --	22.62 [8]

Information is produced by IsoLynx tracking system
 [] - Rank at each section
 () - Average meters to rail for section
 -- - No data available at section
 * - Estimated values





LADBROKES Q1 LAKESIDE, QLD
 Race 5 - ROSEWOOD VETERINARY SERVICE - 390M
 12/06/2026 - 16:24:58 PM

RUG	NAME	BOX	TOP SPEED	50M	100M	150M	200M	250M	300M	350M	200M HOME	FINISH TIME
4	Front Man	4	70.9KM/H	3.99* [3] 45.4KM/H	6.60* [3] 68.8KM/H	9.17* [2] 70.1KM/H	11.76* [2] 69.6KM/H	14.40* [1] 68.1KM/H	17.07* [1] 67.5KM/H	19.72* [1] 68.0KM/H	10.64* 67.6KM/H	21.88 [1]
3	Juan Bandito	3	70.2KM/H	3.92 [1] 46.2KM/H (1.3M)	6.54 [1] 68.8KM/H (0.8M)	9.13 [1] 69.5KM/H (0.6M)	11.74 [1] 68.9KM/H (0.7M)	14.42 [2] 67.2KM/H (0.8M)	17.13 [2] 66.4KM/H (1.7M)	19.86 [2] 66.0KM/H (3.2M)	10.89 66.0KM/H (2.0M)	22.11 [2]
5	Tilly Dreamer	5	68.7KM/H	4.07 [5] 44.5KM/H (1.9M)	6.77 [6] 66.7KM/H (0.4M)	9.40 [6] 68.4KM/H (0.6M)	12.04 [6] 68.3KM/H (0.8M)	14.72 [5] 67.2KM/H (0.7M)	17.39 [5] 67.3KM/H (0.5M)	20.03 [4] 68.2KM/H (0.5M)	10.65 67.6KM/H (0.6M)	22.16 [3]
2	Sammy Acres	2	69.3KM/H	3.94 [2] 46.0KM/H (0.3M)	6.59 [2] 68.0KM/H (0.3M)	9.20 [3] 68.8KM/H (0.6M)	11.83 [3] 68.5KM/H (0.8M)	14.51 [3] 67.2KM/H (0.8M)	17.24 [3] 65.9KM/H (1.4M)	19.98 [3] 65.6KM/H (1.1M)	10.95 65.8KM/H (1.1M)	22.25 [4]
1	Goldstar Easton	1	69.1KM/H	4.01 [4] 45.1KM/H (-0.8M)	6.68 [4] 67.6KM/H (0.3M)	9.30 [4] 68.6KM/H (0.7M)	11.94 [4] 68.2KM/H (1.1M)	14.66 [4] 66.3KM/H (0.7M)	17.38 [4] 66.0KM/H (1.5M)	20.07 [5] 66.9KM/H (3.1M)	10.84 66.4KM/H (1.9M)	22.25 [5]
6	Little Starsky	6	70.2KM/H	4.29 [8] 42.2KM/H (1.6M)	6.93 [8] 68.3KM/H (0.7M)	9.50 [8] 69.9KM/H (0.6M)	12.11 [7] 69.0KM/H (0.9M)	14.78 [7] 67.4KM/H (1.1M)	17.47 [7] 66.9KM/H (1.0M)	20.10 [6] 68.6KM/H (1.0M)	10.67 67.5KM/H (0.9M)	22.25 [6]
9	Yapping Aces	7	69.4KM/H	4.08* [6] 44.4KM/H	6.75* [5] 67.4KM/H	9.37* [5] 68.6KM/H	12.02* [5] 68.1KM/H	14.72* [6] 66.6KM/H	17.45* [6] 66.0KM/H	20.15* [7] 66.6KM/H	10.88* 66.2KM/H	22.36 [7]
8	Detective	8	68.5KM/H	4.13* [7] 43.9KM/H	6.83* [7] 66.5KM/H	9.50* [7] 67.6KM/H	12.17* [8] 67.2KM/H	14.91* [8] 65.7KM/H	17.67* [8] 65.2KM/H	20.41* [8] 65.7KM/H	11.02* 65.3KM/H	22.65 [8]

Information is produced by IsoLynx tracking system
 [] - Rank at each section
 () - Average meters to rail for section
 -- - No data available at section
 * - Estimated values





LADBROKES Q1 LAKESIDE, QLD
 Race 6 - ENGINEERING BY STP CONSULTANTS - 390M
 12/06/2026 - 16:45:10 PM

RUG	NAME	BOX	TOP SPEED	50M	100M	150M	200M	250M	300M	350M	200M HOME	FINISH TIME
5	Summer's Scrub	5	71.1KM/H	3.93 [2] 46.1KM/H (2.1M)	6.54 [1] 69.1KM/H (1.1M)	9.08 [1] 70.8KM/H (0.9M)	11.65 [1] 70.0KM/H (1.3M)	14.30 [1] 67.9KM/H (1.2M)	17.01 [1] 66.4KM/H (1.5M)	19.73 [1] 66.2KM/H (1.7M)	10.83 66.4KM/H (1.5M)	21.96 [1]
1	Regal Malt	1	68.9KM/H	3.92 [1] 46.2KM/H (0.1M)	6.57 [2] 67.8KM/H (0.8M)	9.20 [2] 68.6KM/H (0.9M)	11.81 [2] 68.8KM/H (1.7M)	14.49 [2] 67.2KM/H (2.1M)	17.23 [2] 65.8KM/H (3.0M)	19.95 [2] 66.1KM/H (4.0M)	10.87 66.1KM/H (3.1M)	22.16 [2]
3	Goldstar Hector	3	69.5KM/H	3.98 [3] 45.5KM/H (0.8M)	6.67 [4] 66.8KM/H (0.5M)	9.28 [3] 69.2KM/H (0.9M)	11.89 [3] 68.9KM/H (1.1M)	14.57 [3] 67.1KM/H (0.9M)	17.28 [3] 66.4KM/H (1.2M)	19.99 [3] 66.5KM/H (1.8M)	10.81 66.5KM/H (1.4M)	22.17 [3]
7	Spring Hallie	7	67.7KM/H	4.03 [6] 45.0KM/H (3.6M)	6.70 [6] 67.3KM/H (2.3M)	9.38 [6] 67.2KM/H (1.8M)	12.05 [5] 67.5KM/H (1.0M)	14.75 [4] 66.7KM/H (0.8M)	17.45 [4] 66.7KM/H (1.2M)	20.13 [4] 67.1KM/H (2.8M)	10.81 66.6KM/H (1.7M)	22.32 [4]
4	Don't You Think	4	69.4KM/H	4.00 [4] 45.3KM/H (1.7M)	6.68 [5] 67.0KM/H (1.1M)	9.30 [4] 68.7KM/H (1.2M)	12.04 [4] 65.7KM/H (1.5M)	14.80 [6] 65.2KM/H (1.3M)	17.52 [6] 66.3KM/H (2.2M)	20.21 [5] 66.7KM/H (3.3M)	10.91 65.9KM/H (2.4M)	22.41 [5]
6	Mighty Shazam	6	69.2KM/H	4.00 [5] 45.3KM/H (2.9M)	6.65 [3] 67.9KM/H (1.8M)	9.31 [5] 67.6KM/H (1.8M)	12.05 [6] 65.6KM/H (2.1M)	14.78 [5] 66.1KM/H (2.1M)	17.51 [5] 65.9KM/H (3.5M)	20.22 [6] 66.4KM/H (4.6M)	10.93 65.8KM/H (3.5M)	22.44 [6]
2	Snapper Rocks	2	69.7KM/H	4.15 [8] 43.7KM/H (0.3M)	6.77 [7] 68.7KM/H (0.6M)	9.42 [7] 67.9KM/H (1.1M)	12.20 [7] 64.8KM/H (1.0M)	14.92 [7] 66.0KM/H (0.9M)	17.64 [7] 66.2KM/H (1.1M)	20.35 [7] 66.6KM/H (1.3M)	10.89 66.1KM/H (1.1M)	22.54 [7]
8	Lola Aces	8	69.2KM/H	4.13 [7] 43.9KM/H (3.8M)	6.78 [8] 67.8KM/H (1.7M)	9.48 [8] 66.6KM/H (2.1M)	12.21 [8] 66.0KM/H (2.4M)	14.92 [8] 66.3KM/H (2.0M)	17.68 [8] 65.3KM/H (2.1M)	20.42 [8] 65.8KM/H (2.2M)	10.97 65.6KM/H (2.1M)	22.64 [8]

Information is produced by IsoLynx tracking system
 [] - Rank at each section
 () - Average meters to rail for section
 -- - No data available at section
 * - Estimated values





LADBROKES Q1 LAKESIDE, QLD
 Race 7 - THE LIDS FLY HOSTED POTS - 390M
 12/06/2026 - 17:04:17 PM

RUG	NAME	BOX	TOP SPEED	50M	100M	150M	200M	250M	300M	350M	200M HOME	FINISH TIME
3	Mulligrub	3	71.6KM/H	3.89 [1] 46.5KM/H (1.7M)	6.48 [1] 69.6KM/H (1.0M)	9.01 [1] 71.1KM/H (0.8M)	11.57 [1] 70.4KM/H (1.0M)	14.20 [1] 68.5KM/H (1.0M)	16.86 [1] 67.5KM/H (1.6M)	19.54 [1] 67.2KM/H (1.8M)	10.69 67.4KM/H (1.4M)	21.74 [1]
1	Distance Drums	1	70.4KM/H	3.95 [5] 45.9KM/H (-0.3M)	6.56 [3] 68.9KM/H (0.6M)	9.13 [2] 69.9KM/H (1.1M)	11.70 [2] 70.2KM/H (1.4M)	14.31 [2] 68.8KM/H (1.4M)	16.95 [2] 68.2KM/H (1.2M)	19.60 [2] 67.9KM/H (1.1M)	10.61 67.9KM/H (1.2M)	21.79 [2]
6	Magic Shazam	6	69.2KM/H	3.91 [3] 46.4KM/H (2.8M)	6.55 [2] 68.1KM/H (1.8M)	9.18 [3] 68.5KM/H (1.6M)	11.80 [3] 68.8KM/H (1.6M)	14.43 [3] 68.4KM/H (1.2M)	17.10 [3] 67.6KM/H (1.2M)	19.77 [3] 67.2KM/H (1.1M)	10.67 67.4KM/H (1.2M)	21.95 [3]
4	Canya Onslaught	4	69.9KM/H	3.97 [7] 45.6KM/H (2.0M)	6.62 [5] 67.8KM/H (1.4M)	9.26 [4] 68.2KM/H (1.7M)	11.85 [4] 69.6KM/H (1.0M)	14.51 [4] 67.6KM/H (0.8M)	17.21 [4] 66.7KM/H (0.8M)	19.89 [4] 67.1KM/H (1.1M)	10.72 67.1KM/H (1.0M)	22.05 [4]
2	Shima Polly	2	68.3KM/H	3.94 [4] 46.0KM/H (1.0M)	6.64 [7] 66.8KM/H (1.1M)	9.29 [6] 67.7KM/H (1.4M)	12.03 [6] 65.7KM/H (1.2M)	14.79 [6] 65.2KM/H (1.1M)	17.49 [6] 66.8KM/H (0.9M)	20.15 [6] 67.6KM/H (1.4M)	10.82 66.5KM/H (1.2M)	22.30 [5]
8	Goldstar Annie	8	68.9KM/H	3.89 [2] 46.5KM/H (3.8M)	6.56 [4] 67.5KM/H (2.4M)	9.31 [7] 65.6KM/H (2.0M)	12.08 [8] 65.0KM/H (2.1M)	14.91 [8] 63.6KM/H (2.0M)	17.58 [8] 67.3KM/H (0.6M)	20.22 [7] 68.3KM/H (1.0M)	10.85 66.3KM/H (1.2M)	22.35 [6]
7	Bluey Is Boujee	7	68.5KM/H	3.96 [6] 45.7KM/H (3.2M)	6.63 [6] 67.5KM/H (2.3M)	9.29 [5] 67.5KM/H (2.6M)	11.98 [5] 67.0KM/H (2.4M)	14.69 [5] 66.4KM/H (1.7M)	17.41 [5] 66.3KM/H (2.1M)	20.13 [5] 66.0KM/H (3.2M)	10.92 65.9KM/H (2.3M)	22.36 [7]
5	Electric Cha Cha	5	68.3KM/H	4.00 [8] 45.3KM/H (2.5M)	6.67 [8] 67.3KM/H (1.7M)	9.37 [8] 66.8KM/H (2.5M)	12.07 [7] 66.6KM/H (2.1M)	14.80 [7] 66.0KM/H (1.6M)	17.53 [7] 65.9KM/H (2.2M)	20.23 [8] 66.7KM/H (2.6M)	10.88 66.1KM/H (2.1M)	22.42 [8]

Information is produced by IsoLynx tracking system
 [] - Rank at each section
 () - Average meters to rail for section
 -- - No data available at section
 * - Estimated values





LADBROKES Q1 LAKESIDE, QLD
 Race 8 - WWW.THEQ.AU Pathways F - 390M
 12/06/2026 - 17:22:44 PM

RUG	NAME	BOX	TOP SPEED	50M	100M	150M	200M	250M	300M	350M	200M HOME	FINISH TIME
	Hara's Avery	2	70.3KM/H	3.91 [2] 46.3KM/H (0.2M)	6.54 [2] 68.4KM/H (0.7M)	9.11 [2] 70.0KM/H (0.7M)	11.72 [2] 69.2KM/H (0.9M)	14.38 [2] 67.6KM/H (0.8M)	17.09 [2] 66.4KM/H (0.9M)	19.80 [1] 66.5KM/H (1.3M)	10.80 66.7KM/H (1.0M)	21.99 [1]
	Velocity Smolder	7	70.4KM/H	3.88 [1] 46.7KM/H (3.7M)	6.51 [1] 68.3KM/H (2.2M)	9.07 [1] 70.3KM/H (1.3M)	11.67 [1] 69.3KM/H (1.8M)	14.35 [1] 67.2KM/H (1.9M)	17.08 [1] 65.8KM/H (2.3M)	19.81 [2] 65.9KM/H (2.3M)	10.90 65.9KM/H (2.1M)	22.05 [2]
	Malipano Beach	6	69.3KM/H	3.99 [4] 45.4KM/H (3.2M)	6.68 [5] 66.9KM/H (2.0M)	9.29 [5] 69.0KM/H (1.1M)	11.92 [4] 68.4KM/H (1.2M)	14.60 [4] 67.4KM/H (0.9M)	17.26 [4] 67.6KM/H (0.7M)	19.91 [4] 67.9KM/H (1.5M)	10.68 67.3KM/H (1.1M)	22.08 [3]
	Flaming Inferno	5	69.9KM/H	3.93 [3] 46.1KM/H (2.4M)	6.60 [3] 67.4KM/H (1.5M)	9.18 [3] 69.7KM/H (1.5M)	11.82 [3] 68.3KM/H (2.1M)	14.48 [3] 67.5KM/H (1.9M)	17.17 [3] 66.9KM/H (1.7M)	19.88 [3] 66.6KM/H (2.4M)	10.80 66.6KM/H (2.1M)	22.09 [4]
	Goldstar George	4	68.8KM/H	4.15 [7] 43.7KM/H (3.5M)	6.84 [7] 66.7KM/H (3.0M)	9.47 [7] 68.6KM/H (1.9M)	12.13 [7] 67.6KM/H (2.3M)	14.82 [7] 67.0KM/H (2.2M)	17.54 [7] 66.2KM/H (3.6M)	20.22 [5] 67.0KM/H (5.0M)	10.79 66.7KM/H (3.6M)	22.39 [5]
	Orlando Beach	3	69.3KM/H	4.02 [5] 45.1KM/H (0.9M)	6.65 [4] 68.2KM/H (0.7M)	9.26 [4] 69.0KM/H (0.6M)	11.94 [5] 67.3KM/H (0.9M)	14.71 [5] 65.0KM/H (0.8M)	17.49 [5] 64.6KM/H (1.1M)	20.24 [6] 65.6KM/H (1.0M)	11.06 65.1KM/H (1.0M)	22.46 [6]
	Waikarie Katie	8	68.8KM/H	4.08 [6] 44.4KM/H (3.2M)	6.76 [6] 67.1KM/H (1.5M)	9.39 [6] 68.5KM/H (1.1M)	12.06 [6] 67.4KM/H (1.7M)	14.77 [6] 66.5KM/H (1.7M)	17.52 [6] 65.3KM/H (2.3M)	20.29 [7] 65.0KM/H (2.8M)	11.03 65.3KM/H (2.2M)	22.55 [7]

Information is produced by IsoLynx tracking system
 [] - Rank at each section
 () - Average meters to rail for section
 -- - No data available at section
 * - Estimated values





LADBROKES Q1 LAKESIDE, QLD
 Race 9 - ROSEWOOD VETERINARY SERVICE - 390M
 12/06/2026 - 17:44:18 PM









RUG	NAME	BOX	TOP SPEED	50M	100M	150M	200M	250M	300M	350M	200M HOME	FINISH TIME
1	Tuta Pebbles	1	71.0KM/H	3.93 [1] 46.2KM/H (-0.3M)	6.52 [1] 69.3KM/H (0.3M)	9.07 [1] 70.7KM/H (0.5M)	11.67 [1] 69.3KM/H (0.8M)	14.35 [1] 67.1KM/H (0.9M)	17.06 [1] 66.5KM/H (1.3M)	19.73 [1] 67.4KM/H (1.4M)	10.77 66.9KM/H (1.2M)	21.91 [1]
2	Daysea's Kurt	2	69.8KM/H	3.98 [5] 45.5KM/H (0.7M)	6.63 [5] 68.0KM/H (0.4M)	9.22 [4] 69.5KM/H (1.1M)	11.81 [4] 69.6KM/H (1.1M)	14.46 [2] 68.0KM/H (0.9M)	17.12 [2] 67.5KM/H (0.7M)	19.77 [2] 68.1KM/H (1.0M)	10.62 67.8KM/H (0.9M)	21.91 [2]
6	Spring Grim	6	69.9KM/H	4.05 [7] 44.8KM/H (2.6M)	6.72 [7] 67.3KM/H (1.2M)	9.31 [6] 69.7KM/H (0.6M)	11.91 [5] 69.1KM/H (0.7M)	14.56 [5] 68.0KM/H (0.6M)	17.24 [3] 67.1KM/H (0.8M)	19.91 [3] 67.4KM/H (0.9M)	10.68 67.4KM/H (0.8M)	22.07 [3]
7	Canya Kelsey	7	68.9KM/H	3.99 [6] 45.4KM/H (3.2M)	6.68 [6] 66.9KM/H (1.9M)	9.34 [7] 67.7KM/H (2.4M)	11.99 [7] 67.7KM/H (1.8M)	14.64 [7] 68.0KM/H (0.7M)	17.32 [5] 67.1KM/H (0.7M)	19.98 [4] 67.7KM/H (0.5M)	10.67 67.5KM/H (0.6M)	22.14 [4]
3	Aston Renminbi	3	70.7KM/H	3.95 [4] 45.8KM/H (1.3M)	6.56 [2] 69.0KM/H (0.9M)	9.12 [3] 70.4KM/H (1.1M)	11.71 [3] 69.6KM/H (1.2M)	14.49 [4] 64.7KM/H (1.9M)	17.29 [4] 64.2KM/H (1.9M)	20.01 [5] 66.2KM/H (1.4M)	11.02 65.3KM/H (1.5M)	22.20 [5]
8	Seaway Cruiser	8	71.1KM/H	3.95 [3] 45.8KM/H (3.9M)	6.56 [3] 69.0KM/H (2.2M)	9.11 [2] 70.6KM/H (1.8M)	11.69 [2] 69.8KM/H (1.9M)	14.46 [3] 65.1KM/H (2.1M)	17.32 [6] 62.8KM/H (2.6M)	20.09 [6] 65.0KM/H (3.0M)	11.16 64.5KM/H (2.5M)	22.33 [6]
4	Goldstar Summer	4	68.7KM/H	3.95 [2] 45.9KM/H (2.4M)	6.63 [4] 67.1KM/H (1.6M)	9.26 [5] 68.3KM/H (1.9M)	11.93 [6] 67.5KM/H (2.2M)	14.62 [6] 67.0KM/H (1.8M)	17.39 [7] 65.0KM/H (2.1M)	20.19 [7] 64.3KM/H (2.5M)	11.02 65.2KM/H (2.1M)	22.42 [7]

Information is produced by IsoLynx tracking system
 [] - Rank at each section
 () - Average meters to rail for section
 -- - No data available at section
 * - Estimated values





LADBROKES Q1 LAKESIDE, QLD
Race 10 - THE Q - ENGINEERED BY STP CONSULTANTS - 390M
12/06/2026 - 18:01:12 PM

RUG	NAME	BOX	HOME	FINISH TIME
	Marionvale Kev	8	21.93	21.93 [1]
	Ricochet Ripple	6	22.24	22.24 [2]
	Bandit Chloe	7	22.30	22.30 [3]
	Shimmering Light	2	22.32	22.32 [4]
	Jumping Jive	4	22.38	22.38 [5]
	Veracious Val	1	22.58	22.58 [6]
	Blazing Vision	3	22.63	22.63 [7]
	Lone Hunter	5	22.97	22.97 [8]

Information is produced by IsoLynx tracking system

[] - Rank at each section

() - Average meters to rail for section

-- - No data available at section

* - Estimated values





LADBROKES Q1 LAKESIDE, QLD
 Race 11 - BRISBANE CUP 11 JULY - 390M
 12/06/2026 - 18:19:15 PM

RUG	NAME	BOX	TOP SPEED	50M	100M	150M	200M	250M	300M	350M	200M HOME	FINISH TIME
5	Borneo Kawai	5	70.5KM/H	3.92 [3] 46.2KM/H (1.6M)	6.55 [2] 68.5KM/H (1.4M)	9.12 [1] 70.0KM/H (1.3M)	11.69 [1] 70.2KM/H (0.8M)	14.32 [1] 68.4KM/H (0.6M)	17.01 [1] 66.8KM/H (0.7M)	19.72 [1] 66.6KM/H (0.8M)	10.74 67.1KM/H (0.7M)	21.91 [1]
7	Aston Barbie	7	68.8KM/H	3.84 [1] 47.2KM/H (2.7M)	6.51 [1] 67.4KM/H (0.9M)	9.24 [2] 66.0KM/H (0.4M)	11.86 [2] 68.7KM/H (0.6M)	14.51 [2] 67.9KM/H (0.5M)	17.18 [2] 67.3KM/H (0.9M)	19.84 [2] 67.6KM/H (1.7M)	10.67 67.5KM/H (1.1M)	22.00 [2]
1	Lakoda Focus	1	68.8KM/H	3.95 [6] 45.9KM/H (-0.4M)	6.60 [6] 67.9KM/H (0.3M)	9.29 [4] 67.1KM/H (0.9M)	11.95 [4] 67.5KM/H (1.1M)	14.61 [4] 67.8KM/H (0.7M)	17.28 [4] 67.3KM/H (0.9M)	19.92 [3] 68.3KM/H (1.0M)	10.62 67.8KM/H (0.9M)	22.05 [3]
8	Sir Barefoot	8	69.3KM/H	3.93 [4] 46.1KM/H (4.2M)	6.60 [4] 67.6KM/H (2.6M)	9.27 [3] 67.5KM/H (2.4M)	11.91 [3] 68.0KM/H (1.7M)	14.57 [3] 67.7KM/H (1.2M)	17.25 [3] 67.2KM/H (1.3M)	19.92 [4] 67.3KM/H (2.1M)	10.71 67.1KM/H (1.6M)	22.10 [4]
2	Hope's Jacky	2	69.1KM/H	3.88 [2] 46.7KM/H (1.0M)	6.55 [3] 67.3KM/H (0.6M)	9.36 [5] 64.1KM/H (1.1M)	12.04 [5] 67.2KM/H (0.9M)	14.69 [5] 68.1KM/H (1.1M)	17.34 [5] 68.0KM/H (1.7M)	20.01 [5] 67.4KM/H (2.5M)	10.69 67.3KM/H (1.8M)	22.20 [5]
3	Hayden's Gift	3	69.2KM/H	4.09 [8] 44.3KM/H (0.4M)	6.73 [7] 68.2KM/H (1.0M)	9.40 [7] 67.3KM/H (1.5M)	12.32 [7] 61.8KM/H (1.8M)	15.06 [6] 65.5KM/H (1.0M)	17.79 [6] 66.2KM/H (1.1M)	20.48 [6] 66.8KM/H (1.9M)	10.91 66.0KM/H (1.5M)	22.67 [6]
4	Oxley Valentina	4	67.8KM/H	4.08 [7] 44.4KM/H (1.7M)	6.80 [8] 66.4KM/H (1.4M)	9.47 [8] 67.3KM/H (2.0M)	12.36 [8] 62.3KM/H (2.9M)	15.17 [8] 64.0KM/H (2.3M)	17.91 [8] 65.7KM/H (2.4M)	20.61 [7] 66.6KM/H (2.9M)	11.01 65.4KM/H (2.5M)	22.79 [7]
6	Odds Are Good	6	68.7KM/H	3.94 [5] 46.0KM/H (2.6M)	6.60 [5] 67.8KM/H (1.5M)	9.37 [6] 65.0KM/H (2.1M)	12.29 [6] 61.6KM/H (2.6M)	15.10 [7] 64.2KM/H (1.9M)	17.88 [7] 64.6KM/H (2.0M)	20.68 [8] 64.4KM/H (2.0M)	11.25 64.0KM/H (1.8M)	22.97 [8]

Information is produced by IsoLynx tracking system
 [] - Rank at each section
 () - Average meters to rail for section
 -- - No data available at section
 * - Estimated values





LADBROKES Q1 LAKESIDE, QLD
 Race 12 - BOX 1 PHOTOGRAPHY - 390M
 12/06/2026 - 18:39:57 PM

RUG	NAME	BOX	TOP SPEED	50M	100M	150M	200M	250M	300M	350M	200M HOME	FINISH TIME
6	Goldstar Sally	6	69.6KM/H	3.92 [2] 46.2KM/H (2.4M)	6.59 [2] 67.4KM/H (0.6M)	9.19 [2] 69.2KM/H (0.5M)	11.81 [2] 68.9KM/H (0.5M)	14.46 [2] 67.8KM/H (0.5M)	17.15 [2] 66.9KM/H (0.4M)	19.80 [1] 68.1KM/H (0.6M)	10.62 67.8KM/H (0.5M)	21.90 [1]
7	Cake Is Yummy	7	70.9KM/H	3.88 [1] 46.7KM/H (3.7M)	6.50 [1] 68.8KM/H (1.7M)	9.06 [1] 70.2KM/H (0.9M)	11.68 [1] 68.8KM/H (1.2M)	14.38 [1] 66.7KM/H (1.0M)	17.10 [1] 66.0KM/H (1.1M)	19.81 [2] 66.6KM/H (1.3M)	10.86 66.3KM/H (1.2M)	22.01 [2]
9	Kachina Ripple	1	68.6KM/H	3.95 [3] 45.9KM/H (0.4M)	6.73 [3] 64.7KM/H (0.6M)	9.38 [3] 68.0KM/H (1.0M)	12.02 [3] 68.2KM/H (1.2M)	14.70 [3] 67.1KM/H (1.1M)	17.39 [3] 66.8KM/H (1.2M)	20.08 [3] 67.0KM/H (1.9M)	10.79 66.7KM/H (1.5M)	22.27 [3]
4	Dish Liquor	4	68.1KM/H	4.01 [7] 45.2KM/H (1.8M)	6.81 [6] 64.3KM/H (1.1M)	9.50 [6] 66.9KM/H (0.7M)	12.17 [6] 67.6KM/H (0.9M)	14.84 [6] 67.4KM/H (0.7M)	17.49 [6] 67.8KM/H (0.5M)	20.16 [4] 67.6KM/H (1.4M)	10.71 67.2KM/H (1.0M)	22.34 [4]
2	Santorini Beach	2	68.2KM/H	3.99 [6] 45.4KM/H (0.9M)	6.84 [7] 63.1KM/H (0.7M)	9.58 [7] 65.7KM/H (0.9M)	12.25 [7] 67.6KM/H (1.5M)	14.91 [7] 67.7KM/H (1.2M)	17.57 [7] 67.5KM/H (1.2M)	20.23 [7] 67.7KM/H (1.2M)	10.67 67.5KM/H (1.1M)	22.39 [5]
3	Scrub's Blue	3	69.2KM/H	3.97 [4] 45.6KM/H (1.2M)	6.73 [4] 65.2KM/H (1.1M)	9.41 [4] 67.1KM/H (1.5M)	12.02 [4] 68.9KM/H (1.6M)	14.71 [4] 66.9KM/H (1.9M)	17.44 [4] 66.1KM/H (2.3M)	20.17 [5] 65.8KM/H (3.0M)	10.92 65.9KM/H (2.5M)	22.42 [6]
8	Foxy Fawn	8	69.0KM/H	4.02 [8] 45.1KM/H (3.4M)	6.77 [5] 65.5KM/H (1.8M)	9.50 [5] 66.0KM/H (2.0M)	12.11 [5] 69.0KM/H (1.8M)	14.78 [5] 67.4KM/H (1.7M)	17.46 [5] 67.2KM/H (1.9M)	20.18 [6] 66.1KM/H (2.6M)	10.84 66.4KM/H (2.2M)	22.43 [7]
5	Lady Dreamer	5	66.6KM/H	3.98 [5] 45.5KM/H (2.2M)	6.85 [8] 62.9KM/H (1.7M)	9.63 [8] 64.7KM/H (2.3M)	12.35 [8] 66.2KM/H (2.2M)	15.07 [8] 66.1KM/H (1.7M)	17.79 [8] 66.3KM/H (2.0M)	20.50 [8] 66.2KM/H (3.0M)	10.91 65.9KM/H (2.4M)	22.71 [8]

Information is produced by IsoLynx tracking system
 [] - Rank at each section
 () - Average meters to rail for section
 --- - No data available at section
 * - Estimated values

