











BET NATION TOWNSVILLE, QLD
Race 1 - BET NATION TOWNSVILLE - 380M
12/06/2026 - 11:49:42 AM

RUG	NAME	BOX	HOME	FINISH TIME
	Melora	2	21.83	21.83 [1]
	Footloose	1	22.15	22.15 [2]
	Untamed Envy	5	22.47	22.47 [3]
	Federal Noodle	8	22.48	22.48 [4]
	Hello Sailor	4	22.62	22.62 [5]
	Baby Big Buzz	6	22.68	22.68 [6]
	Larimar	3	22.73	22.73 [7]
	Mali's Chilli	7	22.73	22.73 [8]

Information is produced by IsoLynx tracking system

[] - Rank at each section

() - Average meters to rail for section

-- - No data available at section

* - Estimated values





BET NATION TOWNSVILLE, QLD
 Race 2 - CHEAPA AUTO SPARES - 380M
 12/06/2026 - 12:12:44 PM

RUG	NAME	BOX	TOP SPEED	50M	100M	150M	200M	250M	300M	350M	263M HOME	FINISH TIME
5	Ruby Juby	5	69.7KM/H	3.95 [2] 45.8KM/H (2.7M)	6.65 [2] 66.6KM/H (2.1M)	9.25 [2] 69.1KM/H (1.4M)	11.97 [2] 66.2KM/H (1.2M)	14.81 [1] 63.4KM/H (0.9M)	17.68 [1] 62.8KM/H (1.2M)	20.47 [1] 64.5KM/H (1.5M)	14.60 64.8KM/H (1.3M)	22.19 [1]
1	Hara's Berry	1	69.3KM/H	4.06 [6] 44.5KM/H (0.7M)	6.78 [4] 66.2KM/H (0.5M)	9.42 [3] 68.1KM/H (0.4M)	12.16 [3] 65.8KM/H (1.0M)	14.95 [3] 64.5KM/H (0.8M)	17.87 [2] 61.7KM/H (1.3M)	20.68 [2] 63.9KM/H (0.5M)	14.68 64.5KM/H (0.7M)	22.41 [2]
3	Untamed Charm	3	69.4KM/H	3.86 [1] 46.9KM/H (2.0M)	6.53 [1] 67.4KM/H (1.6M)	9.16 [1] 68.5KM/H (1.8M)	11.96 [1] 64.3KM/H (2.0M)	14.95 [2] 60.2KM/H (1.3M)	17.94 [3] 60.2KM/H (1.8M)	20.84 [3] 62.2KM/H (1.2M)	15.16 62.4KM/H (1.6M)	22.62 [3]
2	Electra Shadow	2	66.7KM/H	4.00 [4] 45.2KM/H (1.4M)	6.85 [6] 63.2KM/H (0.9M)	9.61 [7] 65.2KM/H (1.0M)	12.35 [4] 65.6KM/H (0.8M)	15.14 [4] 64.6KM/H (0.6M)	18.03 [4] 62.3KM/H (1.2M)	20.88 [4] 63.1KM/H (2.9M)	14.80 64.0KM/H (1.5M)	22.66 [4]
7	Mali's Angel	7	68.0KM/H	4.22 [8] 42.9KM/H (2.5M)	6.97 [8] 65.3KM/H (1.4M)	9.67 [8] 66.8KM/H (1.6M)	12.49 [5] 63.9KM/H (1.8M)	15.31 [5] 63.6KM/H (1.1M)	18.28 [5] 60.8KM/H (1.6M)	21.08 [5] 64.2KM/H (3.0M)	14.86 63.7KM/H (2.0M)	22.79 [5]
8	Miss Rhonda	8	67.2KM/H	4.08 [7] 44.3KM/H (3.8M)	6.85 [7] 65.1KM/H (3.2M)	9.58 [5] 65.8KM/H (2.2M)	12.54 [6] 60.9KM/H (2.2M)	15.40 [6] 62.9KM/H (1.4M)	18.35 [6] 61.0KM/H (1.9M)	21.20 [6] 63.2KM/H (3.2M)	15.14 62.5KM/H (2.3M)	22.95 [6]
6	Safari Dawn	6	66.1KM/H	4.02 [5] 45.0KM/H (3.4M)	6.78 [5] 65.2KM/H (2.9M)	9.59 [6] 64.1KM/H (2.1M)	12.74 [8] 57.2KM/H (3.2M)	15.66 [8] 61.6KM/H (2.0M)	18.56 [7] 62.1KM/H (2.3M)	21.33 [7] 64.8KM/H (3.1M)	15.29 61.9KM/H (2.6M)	23.05 [7]
4	Sally Said	4	66.3KM/H	3.99 [3] 45.3KM/H (2.2M)	6.77 [3] 64.9KM/H (1.2M)	9.55 [4] 64.6KM/H (1.3M)	12.69 [7] 57.3KM/H (2.3M)	15.65 [7] 60.9KM/H (1.3M)	18.67 [8] 59.5KM/H (1.2M)	21.56 [8] 62.4KM/H (1.5M)	15.62 60.6KM/H (1.6M)	23.36 [8]

Information is produced by IsoLynx tracking system
 [] - Rank at each section
 () - Average meters to rail for section
 -- - No data available at section
 * - Estimated values





BET NATION TOWNSVILLE, QLD
 Race 3 - ENGINEERING INDUSTRIES AUSTRALIA - 380M
 12/06/2026 - 12:33:44 PM

RUG	NAME	BOX	TOP SPEED	50M	100M	150M	200M	250M	300M	350M	263M HOME	FINISH TIME
1	Moonlit Skies	1	71.3KM/H	3.94 [2] 45.9KM/H (0.9M)	6.58 [2] 68.2KM/H (0.6M)	9.14 [1] 70.2KM/H (0.4M)	11.88 [1] 65.7KM/H (1.9M)	14.55 [1] 67.4KM/H (1.7M)	17.35 [1] 64.4KM/H (1.7M)	20.14 [1] 64.4KM/H (1.9M)	14.39 65.7KM/H (1.6M)	21.88 [1]
8	Tau Ceti	8	69.6KM/H	4.02 [5] 45.0KM/H (3.2M)	6.70 [3] 67.1KM/H (1.8M)	9.32 [3] 68.7KM/H (1.5M)	12.08 [3] 65.3KM/H (2.3M)	14.87 [3] 64.5KM/H (1.6M)	17.73 [2] 63.0KM/H (1.9M)	20.52 [2] 64.4KM/H (1.8M)	14.59 64.8KM/H (1.8M)	22.23 [2]
3	Patina	3	70.2KM/H	4.09 [7] 44.2KM/H (1.4M)	6.74 [5] 68.0KM/H (0.3M)	9.43 [5] 67.0KM/H (0.6M)	12.20 [5] 64.9KM/H (1.2M)	14.95 [5] 65.3KM/H (0.7M)	17.83 [5] 62.7KM/H (2.3M)	20.58 [4] 65.3KM/H (3.6M)	14.61 64.8KM/H (2.0M)	22.28 [3]
9	Miss Emma May	5	69.6KM/H	4.02* [4] 45.0KM/H --	6.70* [4] 67.0KM/H --	9.36* [4] 67.8KM/H --	12.15* [4] 64.5KM/H --	14.94* [4] 64.6KM/H --	17.80* [4] 63.0KM/H --	20.58* [3] 64.8KM/H --	14.66* 64.5KM/H --	22.30 [4]
4	Major Swing	4	68.3KM/H	4.07 [6] 44.4KM/H (1.9M)	6.80 [7] 66.0KM/H (1.8M)	9.50 [7] 66.7KM/H (2.0M)	12.33 [7] 63.5KM/H (1.5M)	15.15 [7] 63.9KM/H (1.1M)	18.01 [7] 62.9KM/H (1.8M)	20.75 [6] 65.8KM/H (2.7M)	14.68 64.5KM/H (1.8M)	22.43 [5]
7	Connecticut	7	69.1KM/H	3.88 [1] 46.6KM/H (2.4M)	6.57 [1] 67.1KM/H (1.0M)	9.22 [2] 67.8KM/H (1.0M)	11.98 [2] 65.2KM/H (1.0M)	14.85 [2] 62.8KM/H (0.7M)	17.79 [3] 61.2KM/H (1.0M)	20.69 [5] 62.1KM/H (1.0M)	14.99 63.1KM/H (1.0M)	22.49 [6]
6	Mali's Sweet Pea	6	68.5KM/H	4.18 [8] 43.3KM/H (2.8M)	6.90 [8] 66.1KM/H (2.4M)	9.57 [8] 67.5KM/H (1.8M)	12.32 [6] 65.5KM/H (0.7M)	15.14 [6] 63.8KM/H (0.6M)	17.99 [6] 63.1KM/H (1.2M)	20.78 [7] 64.6KM/H (2.4M)	14.69 64.4KM/H (1.3M)	22.54 [7]
2	Farmor Mystery	2	69.1KM/H	4.01 [3] 45.0KM/H (1.3M)	6.75 [6] 65.7KM/H (1.4M)	9.49 [6] 65.7KM/H (1.7M)	12.48 [8] 60.3KM/H (3.8M)	15.30 [8] 63.7KM/H (2.3M)	18.19 [8] 62.4KM/H (2.8M)	20.92 [8] 65.8KM/H (3.7M)	14.91 63.5KM/H (3.1M)	22.61 [8]

Information is produced by IsoLynx tracking system
 [] - Rank at each section
 () - Average meters to rail for section
 -- - No data available at section
 * - Estimated values





BET NATION TOWNSVILLE, QLD
 Race 4 - DOWNLOAD THE BET NATION APP Maiden F - 380M
 12/06/2026 - 12:50:43 PM

RUG	NAME	BOX	TOP SPEED	50M	100M	150M	200M	250M	300M	350M	263M HOME	FINISH TIME
6	Swanky Franky	6	71.4KM/H	3.94 [2] 45.9KM/H (3.0M)	6.57 [1] 68.5KM/H (1.9M)	9.12 [1] 70.6KM/H (1.2M)	11.81 [1] 67.0KM/H (1.2M)	14.53 [1] 66.0KM/H (0.7M)	17.32 [1] 64.6KM/H (1.4M)	20.07 [1] 65.5KM/H (1.7M)	14.28 66.3KM/H (1.3M)	21.76 [1]
5	Harry's Coffee	5	70.4KM/H	3.92 [1] 46.1KM/H (2.3M)	6.62 [2] 66.8KM/H (1.4M)	9.21 [2] 69.4KM/H (1.0M)	11.89 [2] 67.1KM/H (1.5M)	14.63 [2] 65.8KM/H (1.1M)	17.45 [2] 63.7KM/H (2.0M)	20.20 [2] 65.6KM/H (3.1M)	14.35 66.0KM/H (1.9M)	21.90 [2]
9	Cotton Ball Buzz	2	71.2KM/H	4.13 [7] 43.7KM/H (1.6M)	6.80 [6] 67.6KM/H (1.0M)	9.36 [5] 70.2KM/H (0.5M)	12.04 [3] 67.2KM/H (1.0M)	14.78 [3] 65.7KM/H (0.8M)	17.59 [3] 63.9KM/H (1.5M)	20.36 [3] 65.0KM/H (1.3M)	14.34 66.0KM/H (1.0M)	22.06 [3]
3	Zero Forging	3	69.7KM/H	4.02 [3] 45.0KM/H (1.4M)	6.72 [4] 66.6KM/H (1.1M)	9.35 [3] 68.3KM/H (1.3M)	12.10 [4] 65.7KM/H (1.3M)	14.86 [4] 65.2KM/H (1.1M)	17.69 [4] 63.6KM/H (1.6M)	20.46 [4] 64.8KM/H (1.9M)	14.54 65.1KM/H (1.5M)	22.19 [4]
1	Burnt Tangerine	1	68.4KM/H	4.13 [6] 43.8KM/H (1.1M)	6.84 [7] 66.4KM/H (0.6M)	9.50 [7] 67.6KM/H (0.7M)	12.23 [6] 66.1KM/H (0.9M)	15.00 [6] 65.0KM/H (0.7M)	17.82 [5] 63.7KM/H (1.4M)	20.55 [5] 65.9KM/H (1.3M)	14.45 65.5KM/H (1.1M)	22.25 [5]
4	Early Bird	4	69.2KM/H	4.03 [5] 44.9KM/H (2.0M)	6.71 [3] 67.1KM/H (2.0M)	9.36 [4] 68.0KM/H (2.1M)	12.17 [5] 63.9KM/H (2.6M)	14.98 [5] 64.1KM/H (2.0M)	17.86 [6] 62.5KM/H (2.5M)	20.62 [6] 65.2KM/H (4.0M)	14.67 64.5KM/H (2.9M)	22.32 [6]
7	Miss Brimley	7	68.7KM/H	4.16 [8] 43.4KM/H (2.8M)	6.91 [8] 65.7KM/H (2.0M)	9.58 [8] 67.3KM/H (1.1M)	12.40 [8] 64.0KM/H (1.0M)	15.15 [7] 65.2KM/H (0.8M)	18.06 [7] 61.9KM/H (1.4M)	20.87 [7] 64.0KM/H (1.7M)	14.72 64.3KM/H (1.2M)	22.58 [7]
8	Utah Saint	8	68.1KM/H	4.02 [4] 45.0KM/H (4.1M)	6.73 [5] 66.4KM/H (3.6M)	9.44 [6] 66.4KM/H (2.6M)	12.35 [7] 62.0KM/H (2.6M)	15.19 [8] 63.3KM/H (2.2M)	18.11 [8] 61.7KM/H (2.7M)	20.89 [8] 64.7KM/H (4.2M)	14.93 63.4KM/H (3.0M)	22.61 [8]

Information is produced by IsoLynx tracking system
 [] - Rank at each section
 () - Average meters to rail for section
 -- - No data available at section
 * - Estimated values





BET NATION TOWNSVILLE, QLD
 Race 5 - BURDEKIN VET SERVICES - 380M
 12/06/2026 - 13:05:58 PM

RUG	NAME	BOX	TOP SPEED	50M	100M	150M	200M	250M	300M	350M	263M HOME	FINISH TIME
6	Canya Gold	6	68.5KM/H	3.92 [2] 46.1KM/H (2.1M)	6.60 [1] 67.2KM/H (1.0M)	9.26 [1] 67.6KM/H (1.1M)	12.00 [1] 65.7KM/H (1.6M)	14.72 [1] 66.2KM/H (1.1M)	17.50 [1] 64.7KM/H (1.6M)	20.19 [1] 66.9KM/H (1.7M)	14.30 66.2KM/H (1.4M)	21.84 [1]
2	Party Don't Stop	2	69.6KM/H	4.04 [5] 44.8KM/H (1.4M)	6.73 [4] 66.9KM/H (1.4M)	9.35 [3] 68.5KM/H (0.9M)	12.14 [2] 64.6KM/H (0.9M)	14.89 [2] 65.5KM/H (0.9M)	17.67 [2] 64.8KM/H (1.6M)	20.37 [2] 66.5KM/H (1.8M)	14.37 65.8KM/H (1.3M)	22.03 [2]
1	Mizuki Magic	1	67.5KM/H	4.02 [4] 45.0KM/H (0.8M)	6.78 [5] 65.1KM/H (0.8M)	9.54 [5] 65.3KM/H (1.0M)	12.33 [4] 64.4KM/H (2.3M)	15.17 [4] 63.5KM/H (2.6M)	17.92 [3] 65.3KM/H (2.3M)	20.62 [3] 66.9KM/H (3.1M)	14.51 65.2KM/H (2.4M)	22.27 [3]
8	Invincible Steal	8	68.3KM/H	4.00 [3] 45.2KM/H (3.1M)	6.71 [3] 66.3KM/H (1.6M)	9.41 [4] 66.8KM/H (1.5M)	12.31 [3] 62.1KM/H (1.5M)	15.12 [3] 64.0KM/H (0.6M)	17.96 [4] 63.5KM/H (1.1M)	20.72 [4] 65.0KM/H (1.3M)	14.75 64.1KM/H (1.2M)	22.41 [4]
7	Tobias Ivy	7	68.5KM/H	3.92 [1] 46.2KM/H (2.7M)	6.61 [2] 67.0KM/H (1.5M)	9.32 [2] 66.4KM/H (1.3M)	12.37 [5] 58.9KM/H (1.6M)	15.27 [5] 62.2KM/H (0.8M)	18.17 [5] 61.9KM/H (1.2M)	21.00 [5] 63.7KM/H (1.8M)	15.19 62.3KM/H (1.4M)	22.74 [5]
4	Hara's Sonya	4	68.2KM/H	4.15 [6] 43.6KM/H (1.8M)	6.99 [6] 63.3KM/H (1.6M)	9.68 [6] 67.0KM/H (1.1M)	12.46 [6] 64.8KM/H (1.0M)	15.36 [6] 62.0KM/H (1.0M)	18.28 [6] 61.8KM/H (1.4M)	21.06 [6] 64.8KM/H (1.5M)	14.80 63.9KM/H (1.2M)	22.76 [6]
3	Oklahoma	3	67.8KM/H	4.20 [7] 43.0KM/H (1.6M)	7.08 [7] 62.6KM/H (0.6M)	9.78 [7] 66.7KM/H (0.7M)	12.56 [7] 64.8KM/H (1.2M)	15.42 [7] 62.8KM/H (1.4M)	18.38 [7] 60.9KM/H (2.2M)	21.19 [7] 64.0KM/H (2.1M)	14.89 63.6KM/H (1.6M)	22.93 [7]

Information is produced by IsoLynx tracking system

- [] - Rank at each section
- () - Average meters to rail for section
- - No data available at section
- * - Estimated values





BET NATION TOWNSVILLE, QLD
 Race 6 - OCEAN WORLD SEAFOOD CAIRNS - 380M
 12/06/2026 - 13:29:41 PM

RUG	NAME	BOX	TOP SPEED	50M	100M	150M	200M	250M	300M	350M	263M HOME	FINISH TIME
1	Sunset Boy	1	71.5KM/H	3.96 [4] 45.6KM/H (1.0M)	6.62 [1] 67.7KM/H (0.4M)	9.22 [1] 69.2KM/H (0.6M)	11.94 [1] 66.2KM/H (1.5M)	14.71 [1] 65.0KM/H (0.7M)	17.56 [1] 63.3KM/H (1.3M)	20.35 [1] 64.5KM/H (1.1M)	14.53 65.1KM/H (1.1M)	22.07 [1]
7	Mishawaka	7	69.3KM/H	3.93 [1] 46.0KM/H (3.0M)	6.63 [2] 66.6KM/H (2.3M)	9.27 [2] 68.2KM/H (1.7M)	12.04 [2] 65.0KM/H (1.6M)	14.81 [2] 65.1KM/H (1.4M)	17.67 [2] 62.8KM/H (1.6M)	20.46 [2] 64.5KM/H (2.4M)	14.61 64.8KM/H (1.8M)	22.18 [2]
6	Fireball Ernie	6	70.1KM/H	4.04 [5] 44.8KM/H (3.0M)	6.70 [5] 67.5KM/H (2.8M)	9.37 [4] 67.4KM/H (2.2M)	12.15 [4] 64.8KM/H (1.5M)	14.93 [4] 64.9KM/H (1.2M)	17.83 [3] 62.0KM/H (1.8M)	20.62 [3] 64.6KM/H (2.9M)	14.68 64.5KM/H (2.0M)	22.31 [3]
2	Muppet Central	2	69.5KM/H	4.08 [7] 44.3KM/H (1.4M)	6.76 [7] 67.0KM/H (1.1M)	9.43 [5] 67.6KM/H (1.0M)	12.25 [5] 63.8KM/H (1.2M)	15.03 [5] 64.8KM/H (1.7M)	17.89 [5] 62.9KM/H (2.3M)	20.65 [4] 65.1KM/H (3.7M)	14.64 64.7KM/H (2.2M)	22.34 [4]
4	Fly Like Potter	4	68.7KM/H	3.94 [2] 45.9KM/H (2.1M)	6.65 [3] 66.3KM/H (1.4M)	9.34 [3] 66.9KM/H (1.0M)	12.11 [3] 65.1KM/H (0.9M)	14.91 [3] 64.2KM/H (0.7M)	17.83 [4] 61.6KM/H (1.2M)	20.71 [5] 62.5KM/H (1.5M)	14.90 63.5KM/H (1.1M)	22.50 [5]
8	Secret Warrior	8	68.7KM/H	4.14 [8] 43.6KM/H (3.9M)	6.87 [8] 66.0KM/H (3.3M)	9.66 [8] 64.6KM/H (2.6M)	12.64 [6] 60.3KM/H (2.3M)	15.47 [6] 63.8KM/H (1.5M)	18.33 [6] 62.7KM/H (2.6M)	21.08 [6] 65.7KM/H (4.8M)	14.91 63.5KM/H (3.0M)	22.74 [6]
3	Looks The Trick	3	67.7KM/H	3.94 [3] 45.9KM/H (1.7M)	6.67 [4] 66.0KM/H (1.1M)	9.55 [6] 62.5KM/H (1.5M)	12.76 [7] 56.1KM/H (3.3M)	15.70 [7] 61.1KM/H (1.7M)	18.67 [7] 60.5KM/H (2.4M)	21.49 [7] 63.8KM/H (2.2M)	15.61 60.7KM/H (2.3M)	23.23 [7]
5	Optional	5	69.2KM/H	4.05 [6] 44.6KM/H (2.5M)	6.75 [6] 66.6KM/H (1.9M)	9.56 [7] 64.2KM/H (2.0M)	12.89 [8] 54.0KM/H (4.0M)	15.86 [8] 60.7KM/H (2.1M)	18.76 [8] 61.9KM/H (1.4M)	21.60 [8] 63.4KM/H (1.4M)	15.65 60.4KM/H (2.2M)	23.34 [8]

Information is produced by IsoLynx tracking system
 [] - Rank at each section
 () - Average meters to rail for section
 -- - No data available at section
 * - Estimated values





BET NATION TOWNSVILLE, QLD
 Race 7 - GET ON A GOOD THING WITH BET NATION - 498M
 12/06/2026 - 13:48:43 PM

RUG	NAME	BOX	TOP SPEED	50M	100M	150M	200M	250M	300M	350M	400M	450M	500M	263M HOME	FINISH TIME
2	Sky By Night	2	69.1KM/H	3.88 [4] 46.6KM/H (1.0M)	6.72 [5] 63.5KM/H (1.1M)	9.41 [4] 67.0KM/H (1.2M)	12.05 [3] 68.2KM/H (2.8M)	14.66 [2] 68.9KM/H (2.7M)	17.43 [2] 65.0KM/H (1.7M)	20.26 [2] 63.6KM/H (0.7M)	23.19 [2] 61.5KM/H (1.1M)	26.04 [1] 63.2KM/H (1.2M)	28.82 [1] 64.7KM/H (1.3M)	14.84 63.8KM/H (1.3M)	28.82 [1]
6	Federal Arlo	6	68.3KM/H	3.82 [1] 47.3KM/H (2.2M)	6.57 [1] 65.4KM/H (2.2M)	9.26 [1] 67.1KM/H (2.1M)	11.90 [1] 68.1KM/H (2.6M)	14.55 [1] 67.9KM/H (1.7M)	17.34 [1] 64.5KM/H (1.5M)	20.17 [1] 63.6KM/H (1.0M)	23.12 [1] 60.9KM/H (1.2M)	26.12 [2] 60.2KM/H (2.2M)	29.10 [2] 60.1KM/H (2.3M)	15.23 62.1KM/H (1.6M)	29.10 [2]
1	Ziping Bubbles	1	67.8KM/H	3.90* [5] 46.4KM/H --	6.68* [4] 64.7KM/H --	9.40* [3] 66.2KM/H --	12.09* [4] 67.0KM/H --	14.77* [4] 67.1KM/H --	17.59* [4] 63.8KM/H --	20.47* [3] 62.5KM/H --	23.44* [3] 60.7KM/H --	26.33* [3] 62.3KM/H --	29.16* [3] 63.5KM/H --	15.09* 62.7KM/H --	29.16 [3]
4	Complex Thinking	4	67.7KM/H	3.83 [2] 47.2KM/H (1.5M)	6.60 [2] 65.1KM/H (0.9M)	9.33 [2] 65.9KM/H (1.3M)	12.00 [2] 67.4KM/H (1.6M)	14.67 [3] 67.4KM/H (1.3M)	17.52 [3] 63.1KM/H (1.0M)	20.49 [4] 60.7KM/H (1.5M)	23.47 [4] 60.5KM/H (1.6M)	26.35 [4] 62.4KM/H (2.7M)	29.18 [4] 63.6KM/H (2.7M)	15.21 62.2KM/H (1.8M)	29.18 [4]
3	Barnsley	3	66.7KM/H	3.95 [6] 45.7KM/H (1.6M)	6.74 [6] 64.7KM/H (2.0M)	9.45 [6] 66.3KM/H (1.9M)	12.24 [5] 64.4KM/H (2.1M)	15.00 [6] 65.4KM/H (1.4M)	17.84 [6] 63.3KM/H (1.1M)	20.71 [6] 62.9KM/H (1.4M)	23.65 [6] 61.2KM/H (1.4M)	26.52 [6] 62.7KM/H (2.3M)	29.29 [5] 64.9KM/H (2.9M)	15.00 63.1KM/H (1.8M)	29.29 [5]
7	Hara's Hasty	7	67.5KM/H	3.88 [3] 46.6KM/H (2.7M)	6.65 [3] 64.8KM/H (2.3M)	9.43 [5] 65.0KM/H (2.5M)	12.25 [6] 63.8KM/H (2.4M)	14.93 [5] 67.0KM/H (1.8M)	17.76 [5] 63.7KM/H (1.3M)	20.65 [5] 62.4KM/H (0.8M)	23.61 [5] 60.7KM/H (1.1M)	26.50 [5] 62.4KM/H (1.0M)	29.32 [6] 63.7KM/H (0.7M)	15.09 62.7KM/H (1.0M)	29.32 [6]
5	Raccoon Rusty	5	68.3KM/H	4.10 [8] 44.1KM/H (1.9M)	6.95 [8] 63.2KM/H (2.2M)	9.70 [8] 65.4KM/H (1.6M)	12.36 [8] 67.8KM/H (1.8M)	15.15 [8] 64.5KM/H (0.8M)	18.06 [8] 61.8KM/H (0.6M)	20.99 [8] 61.5KM/H (1.0M)	24.07 [8] 58.4KM/H (1.2M)	26.95 [8] 62.6KM/H (1.9M)	29.70 [7] 65.2KM/H (2.5M)	15.29 61.9KM/H (1.4M)	29.70 [7]
8	Another Beauty	8	67.1KM/H	3.99 [7] 45.3KM/H (3.2M)	6.82 [7] 63.4KM/H (3.1M)	9.64 [7] 64.0KM/H (3.9M)	12.33 [7] 66.8KM/H (4.5M)	15.05 [7] 66.2KM/H (3.6M)	17.93 [7] 62.6KM/H (2.5M)	20.92 [7] 60.2KM/H (2.3M)	23.95 [7] 59.4KM/H (1.9M)	26.94 [7] 60.0KM/H (2.9M)	29.93 [8] 60.2KM/H (4.1M)	15.60 60.7KM/H (2.8M)	29.93 [8]

Information is produced by IsoLynx tracking system
 [] - Rank at each section
 () - Average meters to rail for section
 -- - No data available at section
 * - Estimated values





BET NATION TOWNSVILLE, QLD
 Race 8 - BET NATION Versatility F - 498M
 12/06/2026 - 14:04:50 PM

RUG	NAME	BOX	TOP SPEED	50M	100M	150M	200M	250M	300M	350M	400M	450M	500M	263M HOME	FINISH TIME
7	Lemon Slice	7	68.1KM/H	3.87 [3] 46.7KM/H (2.4M)	6.66 [3] 64.6KM/H (2.5M)	9.41 [3] 65.4KM/H (2.9M)	12.06 [3] 67.9KM/H (2.5M)	14.75 [3] 67.0KM/H (1.6M)	17.61 [2] 63.0KM/H (1.1M)	20.48 [2] 62.7KM/H (0.8M)	23.43 [2] 61.0KM/H (0.9M)	26.39 [2] 60.7KM/H (1.6M)	29.31 [1] 61.5KM/H (0.9M)	15.27 62.0KM/H (1.1M)	29.31 [1]
6	Raymar Fox	6	68.2KM/H	3.87 [2] 46.7KM/H (2.0M)	6.61 [2] 65.6KM/H (1.9M)	9.32 [2] 66.5KM/H (2.6M)	11.96 [2] 68.1KM/H (3.6M)	14.64 [1] 67.1KM/H (2.3M)	17.48 [1] 63.5KM/H (1.6M)	20.38 [1] 62.2KM/H (1.4M)	23.38 [1] 59.8KM/H (2.0M)	26.39 [1] 59.9KM/H (3.3M)	29.32 [2] 61.3KM/H (3.5M)	15.38 61.5KM/H (2.3M)	29.32 [2]
2	Roman Party	2	67.7KM/H	3.92 [5] 46.1KM/H (1.0M)	6.80 [5] 62.6KM/H (1.8M)	9.59 [5] 64.4KM/H (3.0M)	12.26 [5] 67.4KM/H (2.7M)	14.95 [5] 67.0KM/H (1.4M)	17.76 [5] 63.9KM/H (1.2M)	20.66 [4] 62.2KM/H (1.2M)	23.60 [3] 61.2KM/H (1.0M)	26.50 [3] 62.1KM/H (2.1M)	29.36 [3] 62.7KM/H (2.7M)	15.12 62.6KM/H (1.6M)	29.36 [3]
3	Application	3	68.0KM/H	3.89* [4] 46.4KM/H --	6.72* [4] 63.8KM/H --	9.50* [4] 64.6KM/H --	12.16* [4] 67.6KM/H --	14.86* [4] 66.8KM/H --	17.73* [4] 62.7KM/H --	20.64* [3] 61.9KM/H --	23.63* [4] 60.2KM/H --	26.58* [4] 61.0KM/H --	29.49* [4] 61.8KM/H --	15.34* 61.7KM/H --	29.49 [4]
8	Hara's Rex	8	67.8KM/H	3.94 [6] 45.8KM/H (2.6M)	6.86 [6] 61.7KM/H (2.6M)	9.76 [6] 62.1KM/H (2.4M)	12.43 [6] 67.3KM/H (2.3M)	15.15 [6] 66.3KM/H (1.7M)	18.01 [6] 63.0KM/H (0.6M)	20.90 [6] 62.3KM/H (0.5M)	23.88 [5] 60.3KM/H (0.9M)	26.78 [5] 62.1KM/H (2.2M)	29.61 [5] 63.6KM/H (2.0M)	15.18 62.4KM/H (1.2M)	29.61 [5]
9	Enzola	5	67.9KM/H	3.83 [1] 47.3KM/H (1.4M)	6.55 [1] 66.1KM/H (0.9M)	9.22 [1] 67.4KM/H (1.1M)	11.88 [1] 67.7KM/H (1.2M)	14.65 [2] 65.0KM/H (0.9M)	17.70 [3] 59.1KM/H (1.1M)	20.82 [5] 57.6KM/H (1.1M)	24.03 [6] 56.1KM/H (1.2M)	27.06 [6] 59.4KM/H (1.3M)	30.01 [6] 61.1KM/H (1.5M)	16.10 58.8KM/H (1.2M)	30.01 [6]
4	First On Base	4	67.4KM/H	3.99 [7] 45.3KM/H (1.4M)	6.95 [7] 60.9KM/H (2.2M)	9.93 [7] 60.4KM/H (3.2M)	12.62 [7] 66.9KM/H (2.1M)	15.29 [7] 67.4KM/H (0.6M)	18.18 [7] 62.4KM/H (1.4M)	21.09 [7] 61.9KM/H (0.8M)	24.13 [7] 59.2KM/H (1.0M)	27.17 [7] 59.2KM/H (2.5M)	30.16 [7] 60.0KM/H (1.6M)	15.56 60.8KM/H (1.4M)	30.16 [7]
1	Precocious Storm	1	63.3KM/H	4.12 [8] 43.8KM/H (0.9M)	7.09 [8] 60.7KM/H (0.9M)	9.99 [8] 62.0KM/H (1.0M)	12.83 [8] 63.3KM/H (1.3M)	15.70 [8] 62.7KM/H (1.0M)	18.71 [8] 60.0KM/H (1.0M)	21.71 [8] 60.0KM/H (0.8M)	24.74 [8] 59.3KM/H (0.9M)	27.80 [8] 59.0KM/H (1.4M)	30.89 [8] 58.0KM/H (2.0M)	15.93 59.4KM/H (1.2M)	30.89 [8]

Information is produced by IsoLynx tracking system
 [] - Rank at each section
 () - Average meters to rail for section
 -- - No data available at section
 * - Estimated values





BET NATION TOWNSVILLE, QLD
 Race 9 - AUSSIE PET & ANIMAL TRAVEL 5th Grade H - 380M
 12/06/2026 - 14:22:47 PM

RUG	NAME	BOX	TOP SPEED	50M	100M	150M	200M	250M	300M	350M	263M HOME	FINISH TIME
7	Hunter's Boy	7	69.9KM/H	4.04 [4] 44.8KM/H (3.2M)	6.73 [3] 66.8KM/H (2.2M)	9.34 [3] 69.1KM/H (1.6M)	12.01 [3] 67.2KM/H (1.2M)	14.75 [3] 65.9KM/H (1.2M)	17.53 [1] 64.6KM/H (1.6M)	20.24 [1] 66.5KM/H (1.6M)	14.25 66.4KM/H (1.4M)	21.91 [1]
3	Montebello	3	70.2KM/H	3.91 [1] 46.2KM/H (1.1M)	6.59 [1] 67.3KM/H (0.3M)	9.19 [1] 69.2KM/H (0.6M)	11.90 [1] 66.4KM/H (0.6M)	14.68 [1] 64.7KM/H (0.6M)	17.55 [2] 62.9KM/H (1.0M)	20.36 [2] 63.9KM/H (0.8M)	14.58 64.9KM/H (0.7M)	22.10 [2]
4	Reckless Ruby	4	70.9KM/H	4.00 [2] 45.2KM/H (2.0M)	6.64 [2] 68.1KM/H (1.9M)	9.22 [2] 69.9KM/H (1.4M)	11.93 [2] 66.3KM/H (1.1M)	14.73 [2] 64.5KM/H (1.0M)	17.62 [3] 62.3KM/H (1.4M)	20.43 [3] 63.9KM/H (2.3M)	14.59 64.9KM/H (1.5M)	22.15 [3]
6	Blendon	6	69.3KM/H	4.12 [8] 43.9KM/H (2.6M)	6.88 [8] 65.4KM/H (1.9M)	9.55 [8] 67.2KM/H (2.1M)	12.34 [7] 64.7KM/H (1.7M)	15.08 [6] 65.5KM/H (1.1M)	17.88 [6] 64.3KM/H (1.6M)	20.55 [5] 67.4KM/H (0.8M)	14.38 65.8KM/H (1.3M)	22.19 [4]
2	Simulation	2	70.2KM/H	4.08 [7] 44.3KM/H (1.6M)	6.79 [4] 66.6KM/H (1.4M)	9.39 [4] 69.2KM/H (0.9M)	12.13 [4] 65.7KM/H (1.3M)	14.93 [4] 64.2KM/H (1.4M)	17.76 [4] 63.7KM/H (1.9M)	20.51 [4] 65.5KM/H (2.3M)	14.49 65.3KM/H (1.6M)	22.21 [5]
8	Strawberry Wine	8	69.0KM/H	4.08 [6] 44.3KM/H (3.9M)	6.80 [6] 66.3KM/H (2.8M)	9.44 [5] 68.1KM/H (1.9M)	12.21 [5] 65.2KM/H (1.5M)	15.02 [5] 63.9KM/H (1.1M)	17.88 [5] 63.0KM/H (1.1M)	20.69 [6] 64.0KM/H (0.9M)	14.68 64.5KM/H (1.3M)	22.43 [6]
9	Canya Goose	1	67.7KM/H	4.03 [3] 44.9KM/H (1.0M)	6.79 [5] 65.2KM/H (0.9M)	9.49 [6] 66.5KM/H (0.5M)	12.27 [6] 64.8KM/H (0.7M)	15.09 [7] 64.0KM/H (0.6M)	17.99 [7] 62.0KM/H (1.1M)	20.78 [7] 64.6KM/H (1.5M)	14.73 64.2KM/H (1.0M)	22.49 [7]
5	Canya Stella	5	67.0KM/H	4.05 [5] 44.6KM/H (2.3M)	6.83 [7] 64.8KM/H (1.7M)	9.55 [7] 66.2KM/H (1.1M)	12.37 [8] 63.7KM/H (0.8M)	15.24 [8] 62.9KM/H (0.7M)	18.10 [8] 63.0KM/H (1.1M)	20.87 [8] 64.9KM/H (0.6M)	14.76 64.1KM/H (0.8M)	22.56 [8]

Information is produced by IsoLynx tracking system
 [] - Rank at each section
 () - Average meters to rail for section
 -- - No data available at section
 * - Estimated values





BET NATION TOWNSVILLE, QLD
 Race 10 - PARTY CREEK KENNELS 5th Grade H - 380M
 12/06/2026 - 14:39:42 PM

RUG	NAME	BOX	TOP SPEED	50M	100M	150M	200M	250M	300M	350M	263M HOME	FINISH TIME
2	Shian Mikey	2	72.0KM/H	3.81* [1] 47.4KM/H	6.40* [1] 69.6KM/H	8.98* [1] 69.7KM/H	11.66* [1] 67.3KM/H	14.37* [1] 66.3KM/H	17.23* [1] 63.1KM/H	19.93* [1] 66.5KM/H	14.18* 66.2KM/H	21.49 [1]
7	Velocity Moonlit	7	68.4KM/H	3.89 [2] 46.5KM/H (2.4M)	6.59 [2] 66.8KM/H (1.5M)	9.29 [3] 66.6KM/H (1.4M)	12.14 [4] 63.3KM/H (1.5M)	14.94 [4] 64.1KM/H (0.6M)	17.81 [3] 62.7KM/H (1.0M)	20.63 [3] 63.8KM/H (1.6M)	14.41 63.6KM/H (1.2M)	21.95 [2]
4	Federal Harry	4	69.3KM/H	3.96* [3] 45.6KM/H	6.65* [4] 67.0KM/H	9.33* [4] 67.1KM/H	12.11* [3] 64.8KM/H	14.93* [3] 63.8KM/H	17.89* [4] 60.8KM/H	20.71* [4] 64.0KM/H	14.74* 63.7KM/H	22.33 [3]
6	High Gear Maria	6	68.2KM/H	4.00 [6] 45.2KM/H (2.3M)	6.70 [6] 66.7KM/H (1.9M)	9.44 [6] 65.7KM/H (1.9M)	12.23 [6] 64.4KM/H (1.9M)	15.07 [6] 63.5KM/H (1.7M)	17.99 [6] 61.7KM/H (2.4M)	20.78 [5] 64.5KM/H (2.6M)	14.76 63.7KM/H (2.1M)	22.42 [4]
3	Leyton	3	69.0KM/H	3.98* [5] 45.4KM/H	6.68* [5] 66.7KM/H	9.38* [5] 66.7KM/H	12.17* [5] 64.5KM/H	15.00* [5] 63.5KM/H	17.98* [5] 60.5KM/H	20.81* [6] 63.7KM/H	14.81* 63.4KM/H	22.44 [5]
5	Divine Electra	5	70.2KM/H	3.98 [4] 45.5KM/H (1.9M)	6.62 [3] 68.0KM/H (1.1M)	9.21 [2] 69.5KM/H (1.1M)	11.90 [2] 67.1KM/H (1.5M)	14.71 [2] 64.0KM/H (1.0M)	17.79 [2] 58.4KM/H (2.7M)	20.60 [2] 64.0KM/H (2.4M)	14.95 64.1KM/H (1.8M)	22.50 [6]
8	King And I	8	68.4KM/H	4.02* [7] 45.0KM/H	6.74* [7] 66.1KM/H	9.46* [7] 66.1KM/H	12.28* [7] 63.9KM/H	15.14* [7] 62.9KM/H	18.15* [7] 59.9KM/H	21.00* [7] 63.1KM/H	14.95* 62.8KM/H	22.65 [7]

Information is produced by IsoLynx tracking system

[] - Rank at each section

() - Average meters to rail for section

-- - No data available at section

* - Estimated values





BET NATION TOWNSVILLE, QLD
 Race 11 - BET NATION SAME RACE MULTI 5th Grade H - 380M
 12/06/2026 - 14:58:45 PM

RUG	NAME	BOX	TOP SPEED	50M	100M	150M	200M	250M	300M	350M	263M HOME	FINISH TIME
1	Peppimenarti	1	71.0KM/H	3.86 [1] 46.8KM/H (1.0M)	6.50 [1] 68.2KM/H (0.6M)	9.09 [1] 69.5KM/H (0.5M)	11.79 [1] 66.7KM/H (1.4M)	14.49 [1] 66.5KM/H (1.3M)	17.30 [1] 64.1KM/H (1.3M)	20.13 [1] 63.8KM/H (0.6M)	14.46 65.5KM/H (1.0M)	21.88 [1]
8	Add A Zero	8	69.1KM/H	3.97 [4] 45.5KM/H (3.0M)	6.70 [4] 66.1KM/H (2.3M)	9.33 [3] 68.4KM/H (1.7M)	12.02 [3] 67.0KM/H (0.9M)	14.77 [3] 65.5KM/H (0.7M)	17.55 [3] 64.6KM/H (1.2M)	20.28 [3] 65.9KM/H (1.7M)	14.33 66.0KM/H (1.3M)	21.97 [2]
4	Farmor Again	4	71.2KM/H	3.95 [3] 45.7KM/H (1.6M)	6.58 [2] 68.6KM/H (1.3M)	9.15 [2] 70.1KM/H (1.6M)	11.87 [2] 66.1KM/H (1.2M)	14.62 [2] 65.5KM/H (0.9M)	17.45 [2] 63.5KM/H (1.4M)	20.24 [2] 64.7KM/H (1.3M)	14.49 65.3KM/H (1.3M)	21.98 [3]
5	Located	5	69.3KM/H	4.02 [6] 45.0KM/H (2.2M)	6.80 [7] 64.8KM/H (1.5M)	9.46 [6] 67.6KM/H (0.6M)	12.18 [4] 66.2KM/H (1.7M)	14.92 [4] 65.5KM/H (1.0M)	17.74 [4] 63.9KM/H (1.6M)	20.50 [4] 65.2KM/H (2.2M)	14.45 65.5KM/H (1.6M)	22.20 [4]
7	Flying Blossom	7	69.0KM/H	4.06 [8] 44.5KM/H (3.0M)	6.79 [6] 66.0KM/H (2.7M)	9.43 [4] 68.3KM/H (2.3M)	12.26 [5] 63.6KM/H (2.0M)	15.04 [5] 64.7KM/H (1.1M)	17.83 [5] 64.5KM/H (1.3M)	20.57 [5] 65.8KM/H (1.0M)	14.52 65.2KM/H (1.4M)	22.25 [5]
3	Hollywood Shadow	3	67.3KM/H	3.98 [5] 45.4KM/H (1.9M)	6.72 [5] 65.8KM/H (2.1M)	9.45 [5] 65.9KM/H (1.7M)	12.34 [6] 62.3KM/H (1.6M)	15.20 [6] 62.9KM/H (1.1M)	18.06 [6] 63.1KM/H (1.2M)	20.83 [6] 64.9KM/H (1.7M)	14.86 63.7KM/H (1.4M)	22.54 [6]
6	Flying Argos	6	68.5KM/H	4.05 [7] 44.6KM/H (2.6M)	6.83 [8] 64.8KM/H (1.9M)	9.59 [8] 65.3KM/H (1.0M)	12.47 [7] 62.4KM/H (0.8M)	15.30 [7] 63.6KM/H (0.6M)	18.19 [7] 62.3KM/H (1.8M)	20.97 [7] 64.7KM/H (1.7M)	14.89 63.6KM/H (1.1M)	22.68 [7]
2	Set Of Sisters	2	67.4KM/H	3.94 [2] 45.9KM/H (1.4M)	6.68 [3] 65.7KM/H (1.7M)	9.54 [7] 63.0KM/H (1.5M)	12.51 [8] 60.6KM/H (2.7M)	15.37 [8] 62.9KM/H (2.3M)	18.25 [8] 62.5KM/H (2.6M)	21.01 [8] 65.2KM/H (3.7M)	15.06 62.8KM/H (2.6M)	22.70 [8]

Information is produced by IsoLynx tracking system
 [] - Rank at each section
 () - Average meters to rail for section
 -- - No data available at section
 * - Estimated values





BET NATION TOWNSVILLE, QLD
 Race 12 - PETER GROVES - 380M
 12/06/2026 - 15:20:49 PM

RUG	NAME	BOX	TOP SPEED	50M	100M	150M	200M	250M	300M	350M	263M HOME	FINISH TIME
1	George Jetson	1	68.4KM/H	3.96 [4] 45.6KM/H (0.8M)	6.66 [4] 66.8KM/H (0.7M)	9.42 [3] 65.2KM/H (0.7M)	12.31 [3] 62.3KM/H (1.3M)	15.12 [2] 64.1KM/H (0.9M)	17.94 [1] 63.7KM/H (1.2M)	20.71 [1] 65.0KM/H (1.4M)	14.79 64.0KM/H (1.2M)	22.41 [1]
8	Cleo Blazer	8	68.8KM/H	3.91 [1] 46.2KM/H (3.1M)	6.62 [1] 66.5KM/H (2.2M)	9.29 [1] 67.4KM/H (1.5M)	12.10 [1] 64.2KM/H (1.1M)	14.97 [1] 62.6KM/H (0.8M)	17.95 [2] 60.5KM/H (1.4M)	20.75 [2] 64.2KM/H (2.5M)	14.87 63.6KM/H (1.5M)	22.44 [2]
3	Outlaw Billy	3	69.0KM/H	3.95* [3] 45.8KM/H --	6.63* [2] 67.2KM/H --	9.33* [2] 66.6KM/H --	12.27* [2] 61.2KM/H --	15.21* [3] 61.2KM/H --	18.07* [3] 63.1KM/H --	20.82* [3] 65.4KM/H --	14.93* 63.4KM/H --	22.50 [3]
5	Mendocino	5	68.3KM/H	4.06 [7] 44.5KM/H (2.3M)	6.77 [6] 66.4KM/H (1.9M)	9.50 [6] 66.0KM/H (1.9M)	12.46 [4] 60.8KM/H (2.2M)	15.37 [4] 61.9KM/H (1.8M)	18.19 [4] 63.9KM/H (1.7M)	20.88 [4] 66.9KM/H (3.6M)	14.79 64.0KM/H (2.4M)	22.51 [4]
2	Emmy Panama	2	67.4KM/H	4.04* [6] 44.7KM/H --	6.78* [7] 65.7KM/H --	9.54* [7] 65.1KM/H --	12.55* [7] 59.8KM/H --	15.56* [6] 59.8KM/H --	18.48* [6] 61.6KM/H --	21.30* [6] 64.0KM/H --	15.27* 62.0KM/H --	23.02 [5]
7	Moneyball	7	66.8KM/H	4.03 [5] 44.9KM/H (2.6M)	6.77 [5] 65.8KM/H (2.1M)	9.56 [8] 64.5KM/H (2.0M)	12.55 [6] 60.2KM/H (2.3M)	15.51 [5] 60.7KM/H (1.6M)	18.44 [5] 61.5KM/H (1.7M)	21.29 [5] 63.2KM/H (2.9M)	15.30 61.9KM/H (2.1M)	23.04 [6]
6	Jimmy Joseph	6	69.4KM/H	4.10 [8] 44.1KM/H (2.8M)	6.79 [8] 67.0KM/H (2.6M)	9.45 [5] 67.6KM/H (2.5M)	12.49 [5] 59.2KM/H (2.1M)	15.61 [7] 57.8KM/H (0.8M)	18.52 [7] 61.7KM/H (1.1M)	21.34 [7] 64.0KM/H (1.6M)	15.36 61.6KM/H (1.5M)	23.08 [7]
4	Gifted Lilly	4	67.4KM/H	3.92 [2] 46.1KM/H (2.0M)	6.64 [3] 66.3KM/H (1.7M)	9.43 [4] 64.5KM/H (1.3M)	12.59 [8] 56.9KM/H (1.2M)	15.78 [8] 56.6KM/H (0.9M)	18.66 [8] 62.4KM/H (1.2M)	21.44 [8] 64.8KM/H (1.4M)	15.53 60.9KM/H (1.3M)	23.14 [8]

Information is produced by IsoLynx tracking system
 [] - Rank at each section
 () - Average meters to rail for section
 -- - No data available at section
 * - Estimated values

