



Toowoomba QLD

Race 1: LIVEWIRED ELECTRICAL BENCHMARK 55 Handicap - 1300m

13 June 2026 - 5:00PM



Track Rating: Soft 6, Weather: Overcast, Rail Position: +4m Entire Circuit

Field Times (Race Tempo) 1:21.28 (0:08.60) 1:12.68 (0:11.27) 1:01.41 (0:11.77) 0:49.64 (0:12.29) 0:37.35 (0:12.31) 0:25.05 (0:12.44) 0:12.61 (0:12.61)

Rank	TAB#	Horse	Overall Time	First 400m	Top Speed km/h (Section)	L1300	L1200	L1000	L800	L600	L400	L200	
	(BAR#)	Jockey	Margin (DT-W)	Last 600m	Fastest Section (Time)	Start - 1200	1200 - 1000	1000 - 800	800 - 600	600 - 400	400 - 200	200 - Finish	
1	8	Run To You	1:21.28	0:25.98	66.2 (1200-1000)	1:21.28	1:12.20 [6]	1:01.03 [6]	0:49.35 [4]	0:37.18 [4]	0:24.70 [3]	0:12.44 [2]	
	(2)	Aidan Keeley		0:37.19	1200-1000 (0:11.17)	(0:09.08)	(0:11.17)	(0:11.68)	(0:12.17)	(0:12.49)	(0:12.26)	(0:12.44)	
2	1	Royal Bombadier	1:21.53	0:25.65	64.3 (1200-1000)	1:21.53	1:12.93 [1]	1:01.64 [2]	0:49.86 [2]	0:37.60 [1]	0:25.30 [1]	0:12.86 [1]	
	(1)	Corey Sutherland	1.5L (+2)	0:37.61	1200-1000 (0:11.29)	(0:08.60)	(0:11.29)	(0:11.77)	(0:12.26)	(0:12.31)	(0:12.44)	(0:12.86)	
3	5	Vancity	1:22.17	0:26.51	63.2 (1200-1000)	1:22.17	1:13.06 [8]	1:01.49 [8]	0:49.68 [9]	0:37.70 [7]	0:25.28 [6]	0:12.79 [4]	
	(3)	Ashley Butler	5.2L (-2)	0:37.70	1200-1000 (0:11.57)	(0:09.11)	(0:11.57)	(0:11.80)	(0:11.98)	(0:12.43)	(0:12.48)	(0:12.79)	
4	3	Ludik	1:22.33	0:26.90	64.6 (1200-1000)	1:22.33	1:12.58 [10]	1:01.21 [10]	0:49.56 [10]	0:37.51 [10]	0:25.07 [10]	0:12.50 [9]	
	(10)	Colleen Krahn	6.2L (+5)	0:37.52	1200-1000 (0:11.38)	(0:09.74)	(0:11.38)	(0:11.64)	(0:12.05)	(0:12.44)	(0:12.58)	(0:12.50)	
5	4	Silent Fox	1:22.55	0:25.87	64.4 (1200-1000)	1:22.55	1:13.88 [3]	1:02.45 [5]	0:50.57 [5]	0:38.30 [5]	0:25.64 [7]	0:12.85 [7]	
	(6)	Les Tilley	7.5L (+3)	0:38.29	1200-1000 (0:11.42)	(0:08.67)	(0:11.42)	(0:11.89)	(0:12.27)	(0:12.65)	(0:12.79)	(0:12.85)	
6	9	Rubaahy	1:22.73	0:26.43	64.1 (1000-800)	1:22.73	1:13.45 [9]	1:02.03 [9]	0:50.33 [7]	0:38.20 [9]	0:25.77 [9]	0:13.08 [6]	
	(7)	Stacey Callow	8.5L (+0)	0:38.20	1200-1000 (0:11.42)	(0:09.28)	(0:11.42)	(0:11.70)	(0:12.13)	(0:12.43)	(0:12.69)	(0:13.08)	
7	13	Zousain Girl	1:22.79	0:25.71	66.1 (1200-1000)	1:22.79	1:14.00 [4]	1:02.85 [3]	0:51.06 [3]	0:38.77 [3]	0:26.26 [2]	0:13.60 [3]	
	(8)	Tiffani Brooker	8.9L (+4)	0:38.77	1200-1000 (0:11.15)	(0:08.79)	(0:11.15)	(0:11.79)	(0:12.29)	(0:12.50)	(0:12.67)	(0:13.60)	
8	14	Besiege	1:23.17	0:25.87	66.1 (1200-1000)	1:23.17	1:14.32 [5]	1:03.18 [4]	0:51.16 [6]	0:38.90 [6]	0:26.39 [5]	0:13.54 [5]	
	(9)	Skye Bogenhuber	11.1L (+8)	0:38.90	1200-1000 (0:11.14)	(0:08.85)	(0:11.14)	(0:12.02)	(0:12.25)	(0:12.52)	(0:12.84)	(0:13.54)	
9	6	Life Of Tree	1:23.42	0:25.64	65.3 (1200-1000)	1:23.42	1:14.77 [2]	1:03.55 [1]	0:51.78 [1]	0:39.45 [2]	0:26.78 [4]	0:13.72 [8]	
	(4)	Montanna Savva	12.6L (+1)	0:39.44	1200-1000 (0:11.22)	(0:08.65)	(0:11.22)	(0:11.77)	(0:12.33)	(0:12.66)	(0:13.06)	(0:13.72)	
10	12	Stylish Joker	1:23.87	0:26.52	63.0 (1200-1000)	1:23.87	1:14.79 [7]	1:03.22 [7]	0:51.40 [8]	0:39.35 [8]	0:26.92 [8]	0:13.99 [10]	
	(5)	Noriyuki Nishio	15.3L (+1)	0:39.35	1200-1000 (0:11.57)	(0:09.08)	(0:11.57)	(0:11.81)	(0:12.05)	(0:12.44)	(0:12.92)	(0:13.99)	

Scratched: Prophet Of Boom (#2), What Did You Say (#7), Lift'n'mehigher (#10), Gold Dazzler (#11)

Report Created: Sat 13 June 2026

(Note: Races are conducted over an approximate distance as close as possible to the advertised distance, and recorded data may vary accordingly. Official times refer to race times only and do not include handicap times.)

[] Position in running at each section and finish TAB# Saddle cloth number

Fastest split

-:-:- No data available at this section

BAR# Barrier/Gate Position

Fastest section

NA No data available

DNF Did not finish

DNT Did not track

DT-W Distance travelled compared to winner in metres

Horse/Jockey Name	Run To You/Aidan Keeley
Finish Rank	1
Fastest Section Time (Section)	0:11.17 (1200-1000)
Top Speed [km/h] (Section)	66.2 (1200-1000)
Race State	Finished



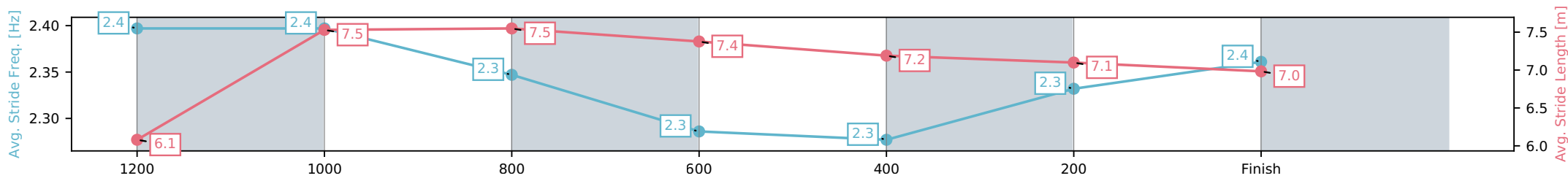
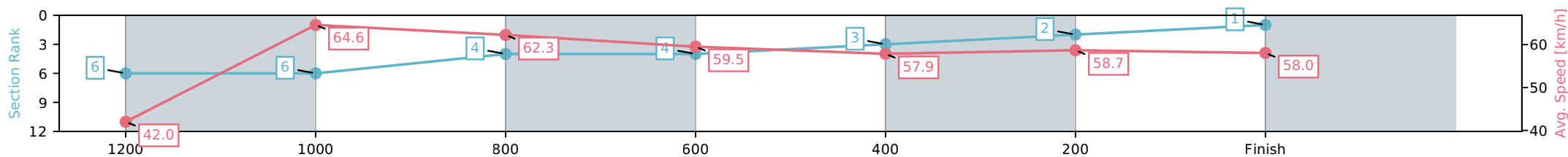
Toowoomba QLD --Professional-2026-06-13
 Race 1: LIVEWIRED ELECTRICAL BENCHMARK 55 Handicap
 - 1300m



13 June 2026 - 5:00PM

Track Rating: Soft 6, Weather: Overcast, Rail Position: +4m Entire Circuit

Section	L1300	L1200	L1000	L800	L600	L400	L200
Section Times	1:21.28 (0:09.08)	1:12.20 [6] (0:11.17)	1:01.03 [6] (0:11.68)	0:49.35 [4] (0:12.17)	0:37.18 [4] (0:12.49)	0:24.70 [3] (0:12.26)	0:12.44 [2] (0:12.44)
Average Speed [km/h]	42.0	64.6	62.3	59.5	57.9	58.7	58.0
Top Speed [km/h]	62.4	66.2	64.8	60.9	58.7	59.1	59.5
Avg. Dist. to Rail [m]	3.6	4.4	3.2	1.8	0.9	1.0	3.5
Avg. Stride Freq. [Hz]	2.4	2.4	2.3	2.3	2.3	2.3	2.4
Avg. Stride Length [m]	6.1	7.5	7.5	7.4	7.2	7.1	7.0



[] Ranking at each section and finish
 -:-:- No data available at this section
 NA No data available

Horse/Jockey Name	Royal Bombadier/Corey Sutherland
Finish Rank	2
Fastest Section Time (Section)	0:11.29 (1200-1000)
Top Speed [km/h] (Section)	64.3 (1200-1000)
Race State	Finished



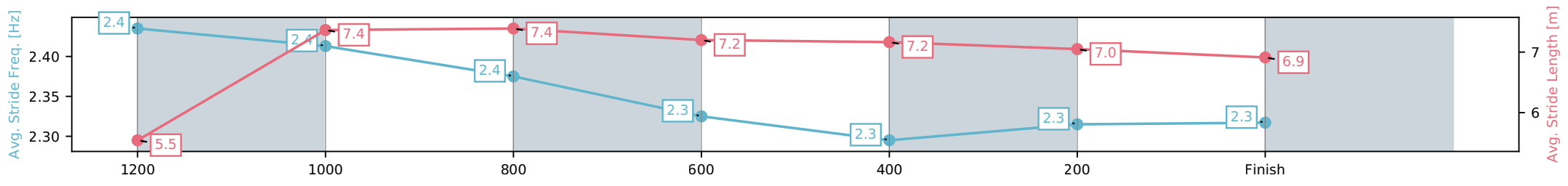
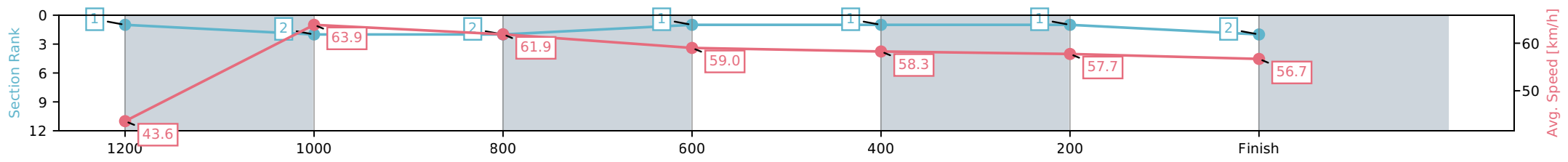
Toowoomba QLD --Professional-2026-06-13
 Race 1: LIVEWIRED ELECTRICAL BENCHMARK 55 Handicap
 - 1300m



13 June 2026 - 5:00PM

Track Rating: Soft 6, Weather: Overcast, Rail Position: +4m Entire Circuit

Section	L1300	L1200	L1000	L800	L600	L400	L200
Section Times	1:21.53 (0:08.60)	1:12.93 [1] (0:11.29)	1:01.64 [2] (0:11.77)	0:49.86 [2] (0:12.26)	0:37.60 [1] (0:12.31)	0:25.30 [1] (0:12.44)	0:12.86 [1] (0:12.86)
Average Speed [km/h]	43.6	63.9	61.9	59.0	58.3	57.7	56.7
Top Speed [km/h]	61.3	64.3	64.1	60.4	59.1	58.4	57.8
Avg. Dist. to Rail [m]	3.5	3.5	3.3	1.3	0.7	1.0	2.2
Avg. Stride Freq. [Hz]	2.4	2.4	2.4	2.3	2.3	2.3	2.3
Avg. Stride Length [m]	5.5	7.4	7.4	7.2	7.2	7.0	6.9



[] Ranking at each section and finish
 -:-:- No data available at this section
 NA No data available

Horse/Jockey Name	Vancity/Ashley Butler
Finish Rank	3
Fastest Section Time (Section)	0:11.57 (1200-1000)
Top Speed [km/h] (Section)	63.2 (1200-1000)
Race State	Finished



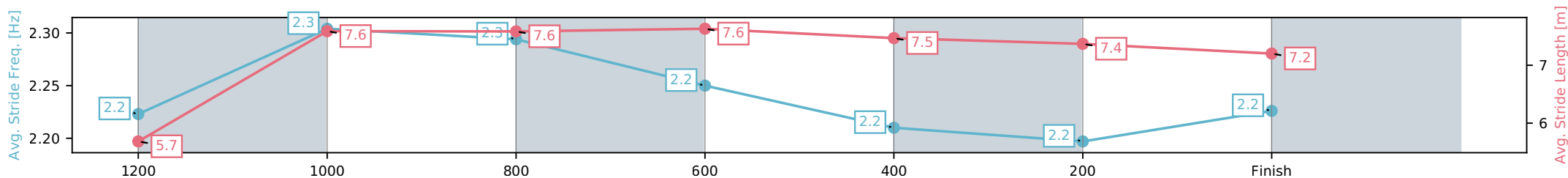
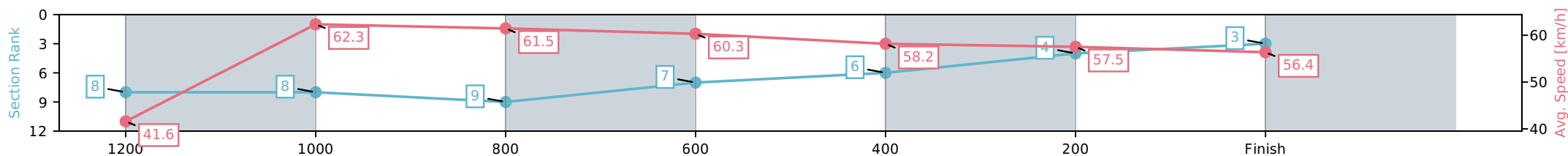
Toowoomba QLD --Professional-2026-06-13
 Race 1: LIVEWIRED ELECTRICAL BENCHMARK 55 Handicap
 - 1300m



13 June 2026 - 5:00PM

Track Rating: Soft 6, Weather: Overcast, Rail Position: +4m Entire Circuit

Section	L1300	L1200	L1000	L800	L600	L400	L200
Section Times	1:22.17 (0:09.11)	1:13.06 [8] (0:11.57)	1:01.49 [8] (0:11.80)	0:49.68 [9] (0:11.98)	0:37.70 [7] (0:12.43)	0:25.28 [6] (0:12.48)	0:12.79 [4] (0:12.79)
Average Speed [km/h]	41.6	62.3	61.5	60.3	58.2	57.5	56.4
Top Speed [km/h]	60.6	63.2	62.0	61.4	59.5	58.1	57.9
Avg. Dist. to Rail [m]	3.8	1.8	2.2	1.1	0.7	0.6	1.6
Avg. Stride Freq. [Hz]	2.2	2.3	2.3	2.2	2.2	2.2	2.2
Avg. Stride Length [m]	5.7	7.6	7.6	7.6	7.5	7.4	7.2



- [] Ranking at each section and finish
- :-:- No data available at this section
- NA No data available

Horse/Jockey Name	Ludik/Colleen Krahen
Finish Rank	4
Fastest Section Time (Section)	0:11.38 (1200-1000)
Top Speed [km/h] (Section)	64.6 (1200-1000)
Race State	Finished



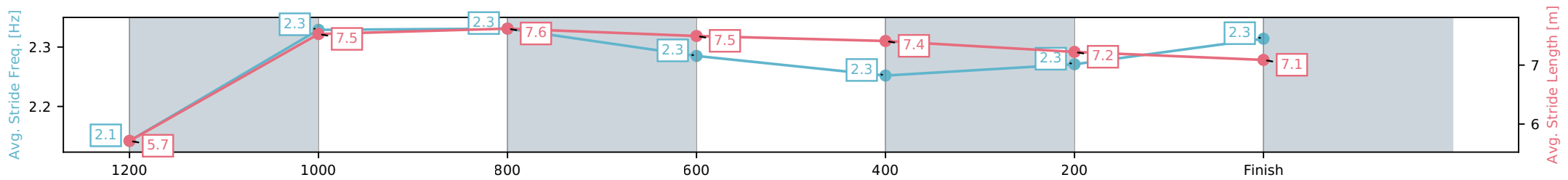
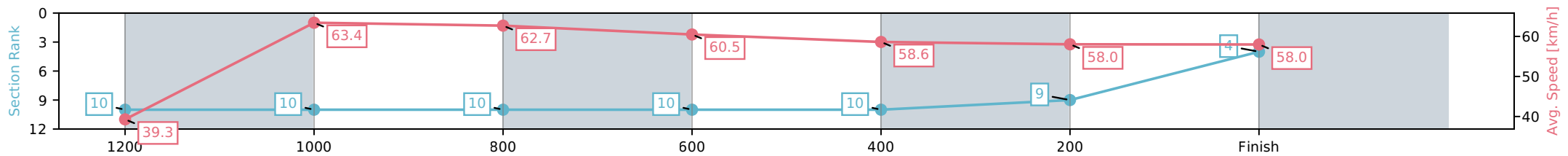
Toowoomba QLD --Professional-2026-06-13
 Race 1: LIVEWIRED ELECTRICAL BENCHMARK 55 Handicap
 - 1300m



13 June 2026 - 5:00PM

Track Rating: Soft 6, Weather: Overcast, Rail Position: +4m Entire Circuit

Section	L1300	L1200	L1000	L800	L600	L400	L200
Section Times	1:22.33 (0:09.74)	1:12.58 [10] (0:11.38)	1:01.21 [10] (0:11.64)	0:49.56 [10] (0:12.05)	0:37.51 [10] (0:12.44)	0:25.07 [10] (0:12.58)	0:12.50 [9] (0:12.50)
Average Speed [km/h]	39.3	63.4	62.7	60.5	58.6	58.0	58.0
Top Speed [km/h]	57.7	64.6	64.1	61.9	59.9	59.0	59.5
Avg. Dist. to Rail [m]	10.1	4.6	4.2	3.2	2.5	4.9	7.9
Avg. Stride Freq. [Hz]	2.1	2.3	2.3	2.3	2.3	2.3	2.3
Avg. Stride Length [m]	5.7	7.5	7.6	7.5	7.4	7.2	7.1



[] Ranking at each section and finish
 -:-:- No data available at this section
 NA No data available

Horse/Jockey Name	Silent Fox/Les Tilley
Finish Rank	5
Fastest Section Time (Section)	0:11.42 (1200-1000)
Top Speed [km/h] (Section)	64.4 (1200-1000)
Race State	Finished



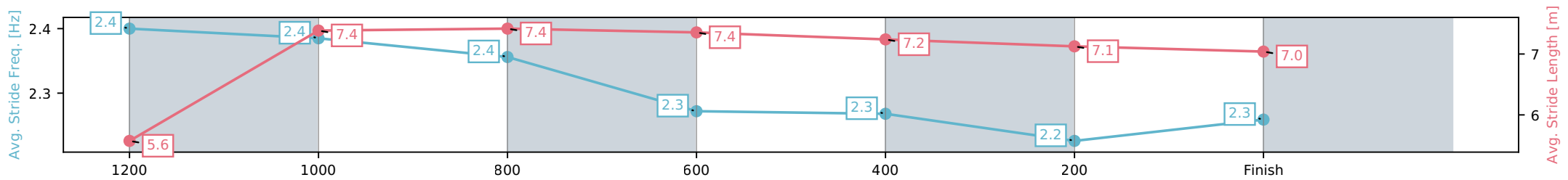
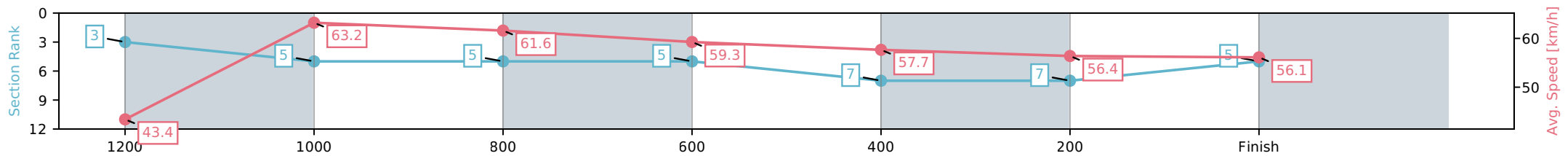
Toowoomba QLD --Professional-2026-06-13
 Race 1: LIVEWIRED ELECTRICAL BENCHMARK 55 Handicap
 - 1300m



13 June 2026 - 5:00PM

Track Rating: Soft 6, Weather: Overcast, Rail Position: +4m Entire Circuit

Section	L1300	L1200	L1000	L800	L600	L400	L200
Section Times	1:22.55 (0:08.67)	1:13.88 [3] (0:11.42)	1:02.45 [5] (0:11.89)	0:50.57 [5] (0:12.27)	0:38.30 [5] (0:12.65)	0:25.64 [7] (0:12.79)	0:12.85 [7] (0:12.85)
Average Speed [km/h]	43.4	63.2	61.6	59.3	57.7	56.4	56.1
Top Speed [km/h]	60.3	64.4	64.1	60.1	59.7	58.4	58.3
Avg. Dist. to Rail [m]	8.0	5.9	5.1	2.8	2.5	0.8	1.9
Avg. Stride Freq. [Hz]	2.4	2.4	2.4	2.3	2.3	2.2	2.3
Avg. Stride Length [m]	5.6	7.4	7.4	7.4	7.2	7.1	7.0



Report Created: Sat 13 June 2026 (Note: Timing is based on positional data)

[] Ranking at each section and finish
 -:-:- No data available at this section
 NA No data available

Horse/Jockey Name	Rubaahy/Stacey Callow
Finish Rank	6
Fastest Section Time (Section)	0:11.42 (1200-1000)
Top Speed [km/h] (Section)	64.1 (1000-800)
Race State	Finished



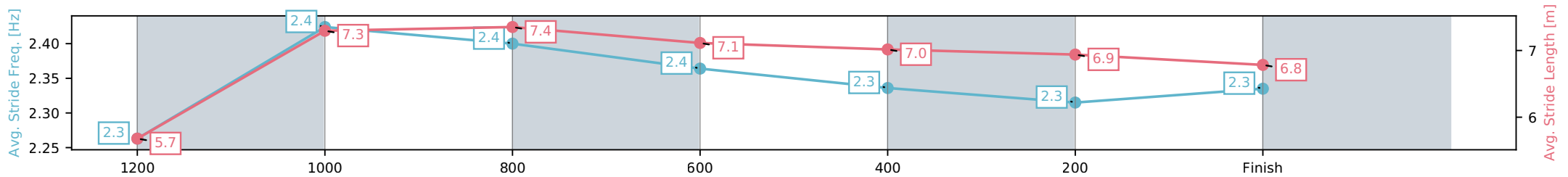
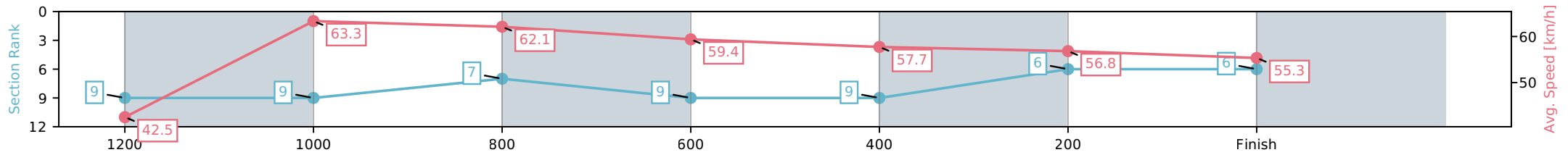
Toowoomba QLD --Professional-2026-06-13
 Race 1: LIVEWIRED ELECTRICAL BENCHMARK 55 Handicap
 - 1300m



13 June 2026 - 5:00PM

Track Rating: Soft 6, Weather: Overcast, Rail Position: +4m Entire Circuit

Section	L1300	L1200	L1000	L800	L600	L400	L200
Section Times	1:22.73 (0:09.28)	1:13.45 [9] (0:11.42)	1:02.03 [9] (0:11.70)	0:50.33 [7] (0:12.13)	0:38.20 [9] (0:12.43)	0:25.77 [9] (0:12.69)	0:13.08 [6] (0:13.08)
Average Speed [km/h]	42.5	63.3	62.1	59.4	57.7	56.8	55.3
Top Speed [km/h]	61.2	63.9	64.1	60.5	58.7	57.6	57.5
Avg. Dist. to Rail [m]	8.9	5.0	3.1	0.5	0.6	1.5	3.5
Avg. Stride Freq. [Hz]	2.3	2.4	2.4	2.4	2.3	2.3	2.3
Avg. Stride Length [m]	5.7	7.3	7.4	7.1	7.0	6.9	6.8



Report Created: Sat 13 June 2026 (Note: Timing is based on positional data)

[] Ranking at each section and finish
 -:-:- No data available at this section
 NA No data available

Horse/Jockey Name	Zousain Girl/Tiffani Brooker
Finish Rank	7
Fastest Section Time (Section)	0:11.15 (1200-1000)
Top Speed [km/h] (Section)	66.1 (1200-1000)
Race State	Finished



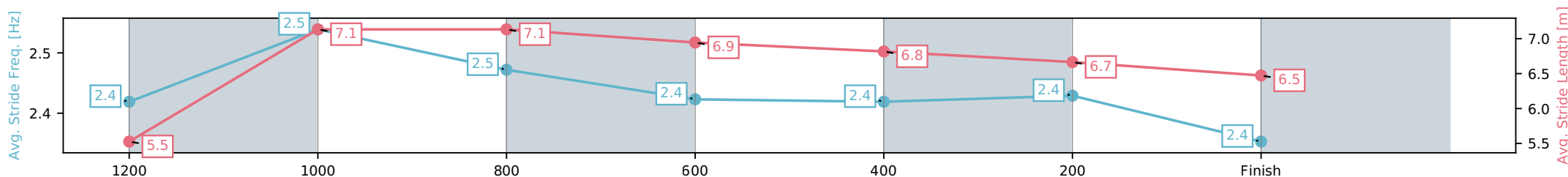
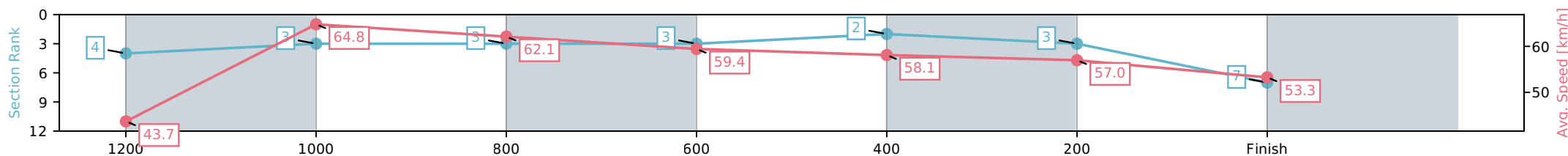
Toowoomba QLD --Professional-2026-06-13
 Race 1: LIVEWIRED ELECTRICAL BENCHMARK 55 Handicap
 - 1300m



13 June 2026 - 5:00PM

Track Rating: Soft 6, Weather: Overcast, Rail Position: +4m Entire Circuit

Section	L1300	L1200	L1000	L800	L600	L400	L200
Section Times	1:22.79 (0:08.79)	1:14.00 [4] (0:11.15)	1:02.85 [3] (0:11.79)	0:51.06 [3] (0:12.29)	0:38.77 [3] (0:12.50)	0:26.26 [2] (0:12.67)	0:13.60 [3] (0:13.60)
Average Speed [km/h]	43.7	64.8	62.1	59.4	58.1	57.0	53.3
Top Speed [km/h]	61.3	66.1	63.7	61.1	59.7	58.3	55.2
Avg. Dist. to Rail [m]	9.8	5.7	4.7	3.9	1.9	1.0	2.4
Avg. Stride Freq. [Hz]	2.4	2.5	2.5	2.4	2.4	2.4	2.4
Avg. Stride Length [m]	5.5	7.1	7.1	6.9	6.8	6.7	6.5



- [] Ranking at each section and finish
- :-:- No data available at this section
- NA No data available

Horse/Jockey Name	Besiege/Skye Bogenhuber
Finish Rank	8
Fastest Section Time (Section)	0:11.14 (1200-1000)
Top Speed [km/h] (Section)	66.1 (1200-1000)
Race State	Finished



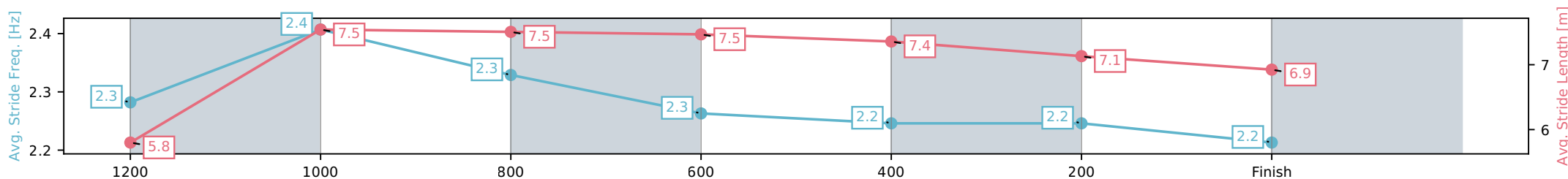
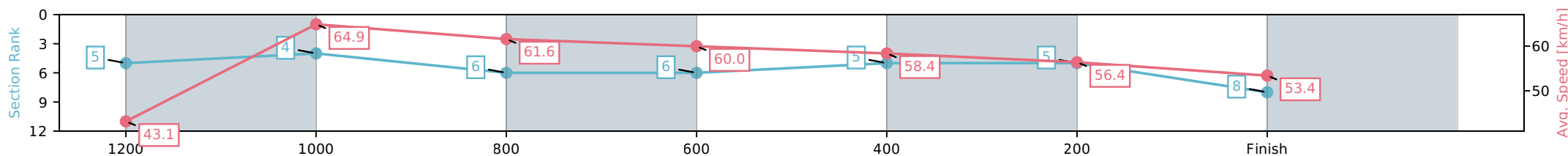
Toowoomba QLD --Professional-2026-06-13
 Race 1: LIVEWIRED ELECTRICAL BENCHMARK 55 Handicap
 - 1300m



13 June 2026 - 5:00PM

Track Rating: Soft 6, Weather: Overcast, Rail Position: +4m Entire Circuit

Section	L1300	L1200	L1000	L800	L600	L400	L200
Section Times	1:23.17 (0:08.85)	1:14.32 [5] (0:11.14)	1:03.18 [4] (0:12.02)	0:51.16 [6] (0:12.25)	0:38.90 [6] (0:12.52)	0:26.39 [5] (0:12.84)	0:13.54 [5] (0:13.54)
Average Speed [km/h]	43.1	64.9	61.6	60.0	58.4	56.4	53.4
Top Speed [km/h]	61.8	66.1	63.7	61.3	60.1	57.7	56.0
Avg. Dist. to Rail [m]	11.3	8.8	8.0	5.2	2.7	2.0	4.5
Avg. Stride Freq. [Hz]	2.3	2.4	2.3	2.3	2.2	2.2	2.2
Avg. Stride Length [m]	5.8	7.5	7.5	7.5	7.4	7.1	6.9



[] Ranking at each section and finish
 -:-:- No data available at this section
 NA No data available

Horse/Jockey Name	Life Of Tree/Montanna Savva
Finish Rank	9
Fastest Section Time (Section)	0:11.22 (1200-1000)
Top Speed [km/h] (Section)	65.3 (1200-1000)
Race State	Finished



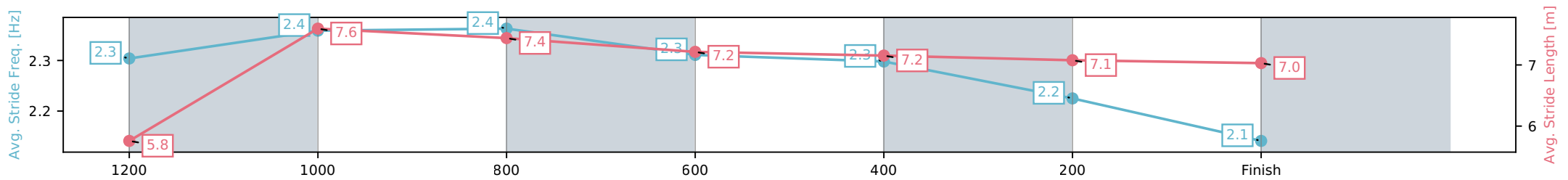
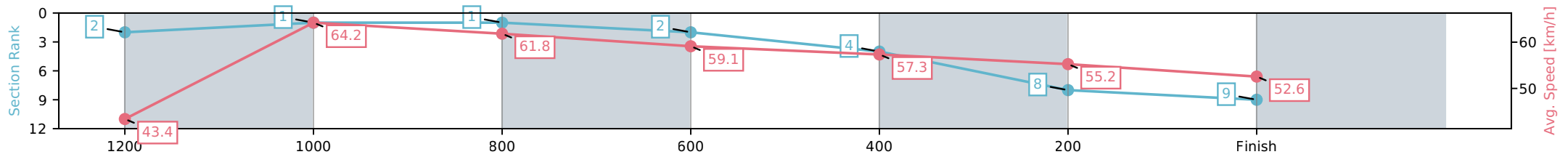
Toowoomba QLD --Professional-2026-06-13
 Race 1: LIVEWIRED ELECTRICAL BENCHMARK 55 Handicap
 - 1300m



13 June 2026 - 5:00PM

Track Rating: Soft 6, Weather: Overcast, Rail Position: +4m Entire Circuit

Section	L1300	L1200	L1000	L800	L600	L400	L200
Section Times	1:23.42 (0:08.65)	1:14.77 [2] (0:11.22)	1:03.55 [1] (0:11.77)	0:51.78 [1] (0:12.33)	0:39.45 [2] (0:12.66)	0:26.78 [4] (0:13.06)	0:13.72 [8] (0:13.72)
Average Speed [km/h]	43.4	64.2	61.8	59.1	57.3	55.2	52.6
Top Speed [km/h]	61.3	65.3	64.4	60.4	59.3	56.2	54.5
Avg. Dist. to Rail [m]	3.5	2.3	2.7	3.5	1.7	1.0	3.4
Avg. Stride Freq. [Hz]	2.3	2.4	2.4	2.3	2.3	2.2	2.1
Avg. Stride Length [m]	5.8	7.6	7.4	7.2	7.2	7.1	7.0



- [] Ranking at each section and finish
- :-:- No data available at this section
- NA No data available

Horse/Jockey Name	Stylish Joker/Noriyuki Nishio
Finish Rank	10
Fastest Section Time (Section)	0:11.57 (1200-1000)
Top Speed [km/h] (Section)	63.0 (1200-1000)
Race State	Finished



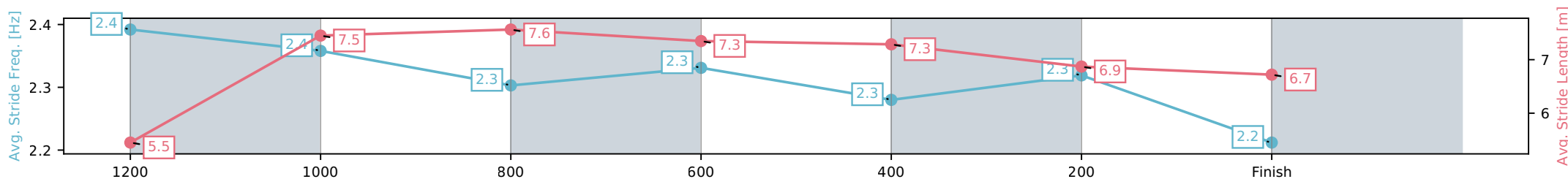
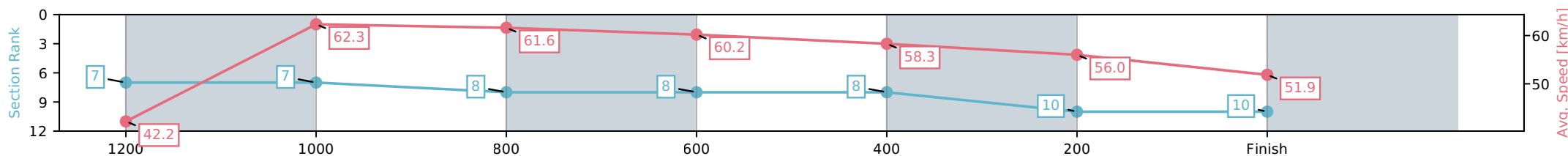
Toowoomba QLD --Professional-2026-06-13
 Race 1: LIVEWIRED ELECTRICAL BENCHMARK 55 Handicap
 - 1300m



13 June 2026 - 5:00PM

Track Rating: Soft 6, Weather: Overcast, Rail Position: +4m Entire Circuit

Section	L1300	L1200	L1000	L800	L600	L400	L200
Section Times	1:23.87 (0:09.08)	1:14.79 [7] (0:11.57)	1:03.22 [7] (0:11.81)	0:51.40 [8] (0:12.05)	0:39.35 [8] (0:12.44)	0:26.92 [8] (0:12.92)	0:13.99 [10] (0:13.99)
Average Speed [km/h]	42.2	62.3	61.6	60.2	58.3	56.0	51.9
Top Speed [km/h]	61.8	63.0	61.9	61.2	60.2	57.3	53.8
Avg. Dist. to Rail [m]	6.3	4.1	3.4	2.2	1.5	2.6	6.6
Avg. Stride Freq. [Hz]	2.4	2.4	2.3	2.3	2.3	2.3	2.2
Avg. Stride Length [m]	5.5	7.5	7.6	7.3	7.3	6.9	6.7





Toowoomba QLD

Race 2: SHANNON SIGN COMPANY BENCHMARK 55 Handicap - 1300m

13 June 2026 - 5:35PM

Track Rating: Soft 6, Weather: Overcast, Rail Position: +4m Entire Circuit



Field Times (Race Tempo) 1:22.13 (0:08.64) 1:13.49 (0:11.20) 1:02.29 (0:11.69) 0:50.60 (0:11.93) 0:38.66 (0:12.24) 0:26.43 (0:12.69) 0:13.73 (0:13.73)

Rank	TAB#	Horse	Overall Time	First 400m	Top Speed km/h (Section)	L1300	L1200	L1000	L800	L600	L400	L200	
	(BAR#)	Jockey	Margin (DT-W)	Last 600m	Fastest Section (Time)	Start - 1200	1200 - 1000	1000 - 800	800 - 600	600 - 400	400 - 200	200 - Finish	
1	6	Need For Spieth	1:22.13	0:26.50	65.3 (1200-1000)	1:22.13	1:12.44 [10]	1:01.22 [10]	0:49.87 [10]	0:38.08 [6]	0:25.91 [4]	0:13.26 [3]	
	(3)	Chelsea Baker		0:38.09	1200-1000 (0:11.21)	(0:09.70)	(0:11.21)	(0:11.36)	(0:11.78)	(0:12.18)	(0:12.65)	(0:13.26)	
2	10	Miss Dramatic	1:22.15	0:25.62	65.2 (1200-1000)	1:22.15	1:13.41 [2]	1:02.25 [3]	0:50.57 [2]	0:38.47 [3]	0:26.17 [2]	0:13.38 [2]	
	(2)	Kenji Yoshida	0.1L (-4)	0:38.46	1200-1000 (0:11.16)	(0:08.74)	(0:11.16)	(0:11.68)	(0:12.10)	(0:12.30)	(0:12.78)	(0:13.38)	
3	3	Araminta	1:22.50	0:26.34	66.4 (1200-1000)	1:22.50	1:13.08 [9]	1:01.87 [9]	0:50.24 [9]	0:38.20 [10]	0:25.81 [7]	0:13.17 [4]	
	(7)	Colleen Krahn	2.2L (-3)	0:38.21	1200-1000 (0:11.21)	(0:09.42)	(0:11.21)	(0:11.63)	(0:12.04)	(0:12.40)	(0:12.64)	(0:13.17)	
4	5	Stabilizer	1:22.50	0:25.60	65.1 (1200-1000)	1:22.50	1:13.86 [1]	1:02.66 [1]	0:50.97 [1]	0:39.03 [1]	0:26.80 [1]	0:14.10 [1]	
	(8)	Les Tilley	2.2L (+1)	0:39.03	1200-1000 (0:11.20)	(0:08.64)	(0:11.20)	(0:11.69)	(0:11.93)	(0:12.24)	(0:12.69)	(0:14.10)	
5	11	Mystery Power	1:22.87	0:25.95	64.6 (1200-1000)	1:22.87	1:14.01 [4]	1:02.66 [6]	0:50.97 [5]	0:38.93 [4]	0:26.53 [5]	0:13.51 [5]	
	(1)	Damien Boche	4.4L (-3)	0:38.93	1200-1000 (0:11.35)	(0:08.86)	(0:11.35)	(0:11.70)	(0:12.04)	(0:12.40)	(0:13.02)	(0:13.51)	
6	2	Romantic Bubble	1:23.56	0:25.97	65.8 (1200-1000)	1:23.56	1:14.56 [7]	1:03.35 [7]	0:51.60 [6]	0:39.43 [8]	0:26.81 [8]	0:13.66 [8]	
	(4)	Corey Sutherland	8.4L (+7)	0:39.42	1200-1000 (0:11.21)	(0:09.00)	(0:11.21)	(0:11.75)	(0:12.18)	(0:12.61)	(0:13.15)	(0:13.66)	
7	7	Black 'N' Deadly	1:23.87	0:25.83	65.0 (1200-1000)	1:23.87	1:15.11 [3]	1:03.79 [4]	0:52.07 [4]	0:39.89 [5]	0:27.35 [6]	0:13.98 [7]	
	(6)	Jade Metcalfe	10.3L (+4)	0:39.89	1200-1000 (0:11.32)	(0:08.76)	(0:11.32)	(0:11.73)	(0:12.17)	(0:12.54)	(0:13.37)	(0:13.98)	
8	9	Far Cry	1:24.00	0:26.02	66.0 (1200-1000)	1:24.00	1:15.04 [6]	1:03.80 [5]	0:52.00 [7]	0:39.90 [7]	0:27.21 [10]	0:13.78 [10]	
	(9)	Ashley Butler	11.0L (+3)	0:39.90	1200-1000 (0:11.23)	(0:08.96)	(0:11.23)	(0:11.80)	(0:12.10)	(0:12.69)	(0:13.43)	(0:13.78)	
9	8	Spiritoftheworld	1:24.39	0:25.59	66.9 (1200-1000)	1:24.39	1:15.50 [5]	1:04.49 [2]	0:52.80 [3]	0:40.75 [2]	0:28.23 [3]	0:14.92 [6]	
	(5)	Georgina Cartwright	13.3L (+8)	0:40.75	1200-1000 (0:11.00)	(0:08.90)	(0:11.00)	(0:11.69)	(0:12.06)	(0:12.52)	(0:13.31)	(0:14.92)	
10	4	Yes I'm Ugly	1:25.28	0:26.17	67.0 (1200-1000)	1:25.28	1:16.00 [8]	1:04.85 [8]	0:53.17 [8]	0:41.10 [9]	0:28.49 [9]	0:15.07 [9]	
	(10)	Stacey Callow	18.5L (+8)	0:41.11	1200-1000 (0:11.15)	(0:09.28)	(0:11.15)	(0:11.68)	(0:12.07)	(0:12.61)	(0:13.43)	(0:15.07)	

Scratched: Il Cubo (#1), Midnight Miracle (#12), Peach Galantes (#13), Jediah (#14)

Report Created: Sat 13 June 2026

(Note: Races are conducted over an approximate distance as close as possible to the advertised distance, and recorded data may vary accordingly. Official times refer to race times only and do not include handicap times.)

[] Position in running at each section and finish TAB# Saddle cloth number
 -:-:- No data available at this section BAR# Barrier/Gate Position
 NA No data available DNF Did not finish
 DNT Did not track DT-W Distance travelled compared to winner in metres

Fastest split
 Fastest section

data processed by TRIPLESDATA

Horse/Jockey Name	Need For Spieth/Chelsea Baker
Finish Rank	1
Fastest Section Time (Section)	0:11.21 (1200-1000)
Top Speed [km/h] (Section)	65.3 (1200-1000)
Race State	Finished



Toowoomba QLD --Professional-2026-06-13

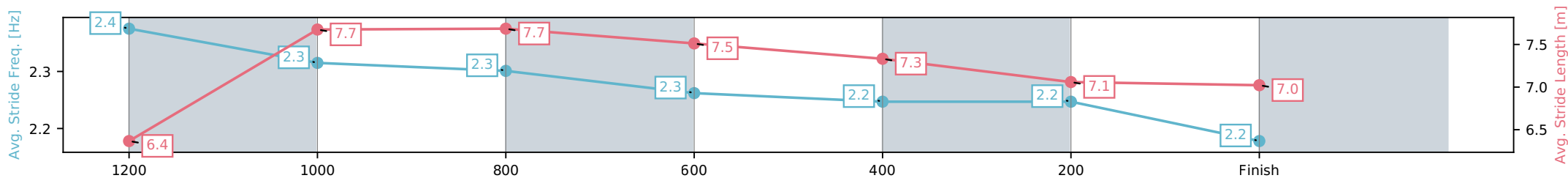
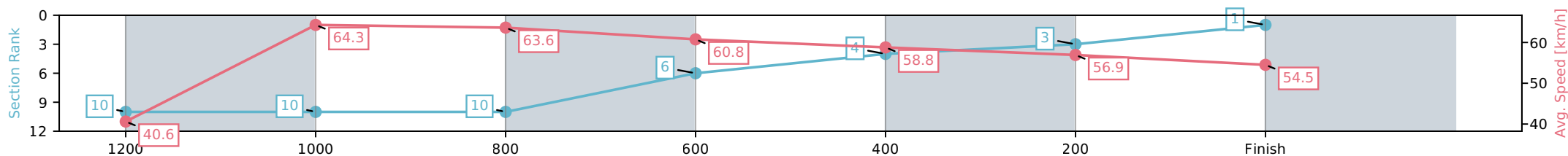
Race 2: SHANNON SIGN COMPANY BENCHMARK 55
Handicap - 1300m

13 June 2026 - 5:35PM

Track Rating: Soft 6, Weather: Overcast, Rail Position: +4m Entire Circuit



Section	L1300	L1200	L1000	L800	L600	L400	L200
Section Times	1:22.13 (0:09.70)	1:12.44 [10] (0:11.21)	1:01.22 [10] (0:11.36)	0:49.87 [10] (0:11.78)	0:38.08 [6] (0:12.18)	0:25.91 [4] (0:12.65)	0:13.26 [3] (0:13.26)
Average Speed [km/h]	40.6	64.3	63.6	60.8	58.8	56.9	54.5
Top Speed [km/h]	62.9	65.3	65.2	62.2	60.6	58.4	57.5
Avg. Dist. to Rail [m]	5.0	2.3	1.7	1.2	1.1	1.3	2.3
Avg. Stride Freq. [Hz]	2.4	2.3	2.3	2.3	2.2	2.2	2.2
Avg. Stride Length [m]	6.4	7.7	7.7	7.5	7.3	7.1	7.0



- [] Ranking at each section and finish
- :-:- No data available at this section
- NA No data available

Horse/Jockey Name	Miss Dramatic/Kenji Yoshida
Finish Rank	2
Fastest Section Time (Section)	0:11.16 (1200-1000)
Top Speed [km/h] (Section)	65.2 (1200-1000)
Race State	Finished



Toowoomba QLD --Professional-2026-06-13

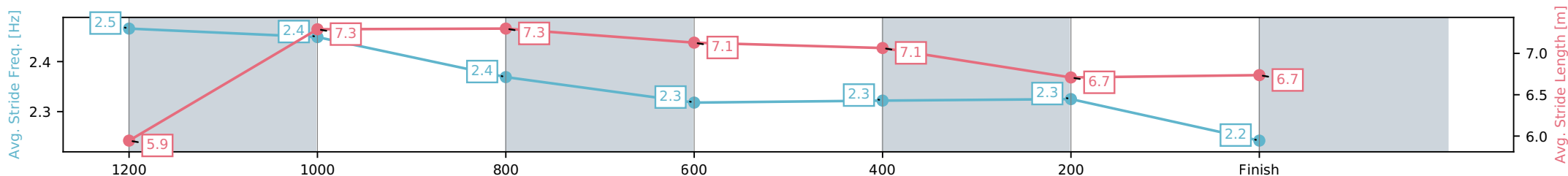
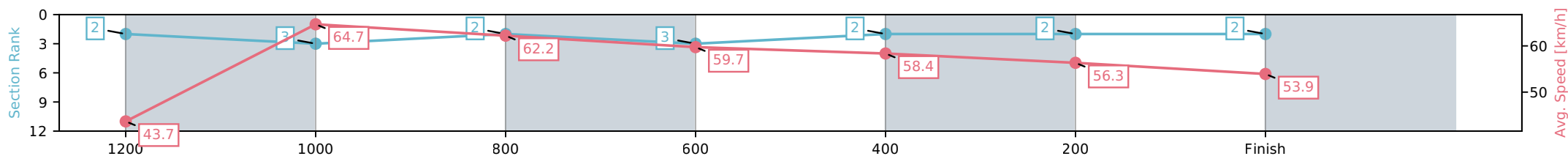
Race 2: SHANNON SIGN COMPANY BENCHMARK 55
Handicap - 1300m

13 June 2026 - 5:35PM

Track Rating: Soft 6, Weather: Overcast, Rail Position: +4m Entire Circuit



Section	L1300	L1200	L1000	L800	L600	L400	L200
Section Times	1:22.15 (0:08.74)	1:13.41 [2] (0:11.16)	1:02.25 [3] (0:11.68)	0:50.57 [2] (0:12.10)	0:38.47 [3] (0:12.30)	0:26.17 [2] (0:12.78)	0:13.38 [2] (0:13.38)
Average Speed [km/h]	43.7	64.7	62.2	59.7	58.4	56.3	53.9
Top Speed [km/h]	63.3	65.2	64.3	60.8	59.8	57.1	56.2
Avg. Dist. to Rail [m]	6.1	3.6	2.6	1.0	0.6	1.3	5.9
Avg. Stride Freq. [Hz]	2.5	2.4	2.4	2.3	2.3	2.3	2.2
Avg. Stride Length [m]	5.9	7.3	7.3	7.1	7.1	6.7	6.7



- [] Ranking at each section and finish
- :-:- No data available at this section
- NA No data available

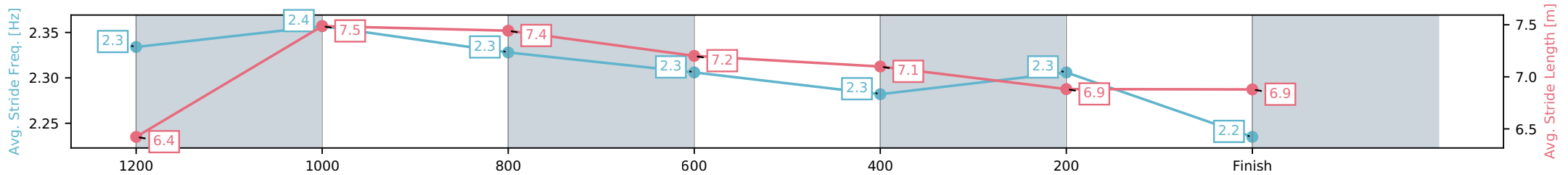
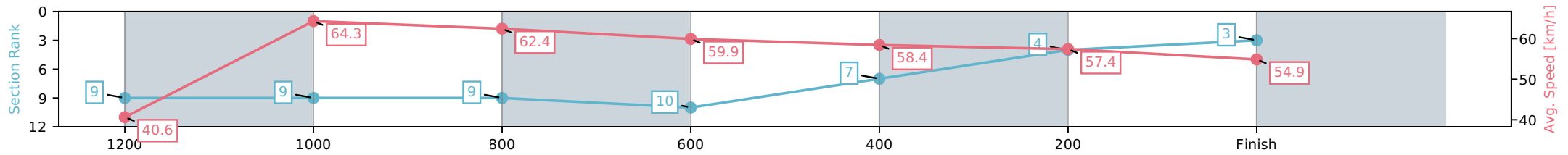
Horse/Jockey Name	Araminta/Colleen Krahen
Finish Rank	3
Fastest Section Time (Section)	0:11.21 (1200-1000)
Top Speed [km/h] (Section)	66.4 (1200-1000)
Race State	Finished



Toowoomba QLD --Professional-2026-06-13
 Race 2: SHANNON SIGN COMPANY BENCHMARK 55
 Handicap - 1300m
 13 June 2026 - 5:35PM
 Track Rating: Soft 6, Weather: Overcast, Rail Position: +4m Entire Circuit



Section	L1300	L1200	L1000	L800	L600	L400	L200
Section Times	1:22.50 (0:09.42)	1:13.08 [9] (0:11.21)	1:01.87 [9] (0:11.63)	0:50.24 [9] (0:12.04)	0:38.20 [10] (0:12.40)	0:25.81 [7] (0:12.64)	0:13.17 [4] (0:13.17)
Average Speed [km/h]	40.6	64.3	62.4	59.9	58.4	57.4	54.9
Top Speed [km/h]	60.0	66.4	64.4	60.8	60.1	58.1	56.8
Avg. Dist. to Rail [m]	6.8	2.9	2.5	0.7	1.2	2.1	7.2
Avg. Stride Freq. [Hz]	2.3	2.4	2.3	2.3	2.3	2.3	2.2
Avg. Stride Length [m]	6.4	7.5	7.4	7.2	7.1	6.9	6.9



- [] Ranking at each section and finish
- :-:- No data available at this section
- NA No data available

Horse/Jockey Name	Stabilizer/Les Tilley
Finish Rank	4
Fastest Section Time (Section)	0:11.20 (1200-1000)
Top Speed [km/h] (Section)	65.1 (1200-1000)
Race State	Finished



Toowoomba QLD --Professional-2026-06-13

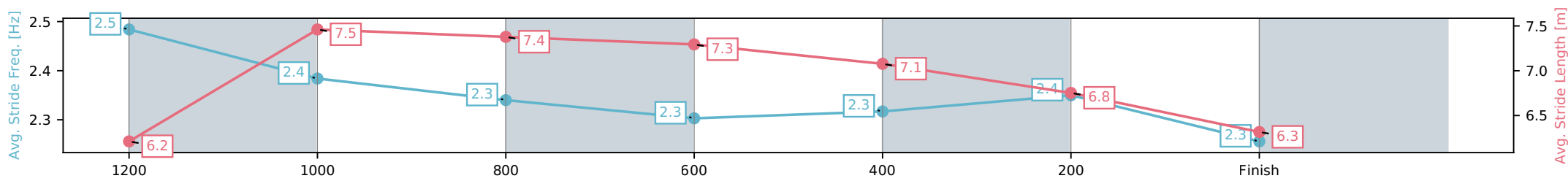
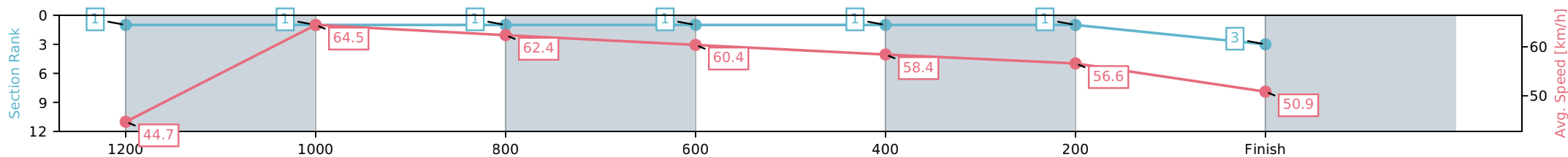
Race 2: SHANNON SIGN COMPANY BENCHMARK 55
Handicap - 1300m

13 June 2026 - 5:35PM

Track Rating: Soft 6, Weather: Overcast, Rail Position: +4m Entire Circuit



Section	L1300	L1200	L1000	L800	L600	L400	L200
Section Times	1:22.50 (0:08.64)	1:13.86 [1] (0:11.20)	1:02.66 [1] (0:11.69)	0:50.97 [1] (0:11.93)	0:39.03 [1] (0:12.24)	0:26.80 [1] (0:12.69)	0:14.10 [1] (0:14.10)
Average Speed [km/h]	44.7	64.5	62.4	60.4	58.4	56.6	50.9
Top Speed [km/h]	62.9	65.1	64.4	61.5	59.2	58.1	53.4
Avg. Dist. to Rail [m]	9.4	4.8	3.8	0.5	1.3	1.3	3.3
Avg. Stride Freq. [Hz]	2.5	2.4	2.3	2.3	2.3	2.4	2.3
Avg. Stride Length [m]	6.2	7.5	7.4	7.3	7.1	6.8	6.3



- [] Ranking at each section and finish
- :-:- No data available at this section
- NA No data available

Horse/Jockey Name	Mystery Power/Damien Boche
Finish Rank	5
Fastest Section Time (Section)	0:11.35 (1200-1000)
Top Speed [km/h] (Section)	64.6 (1200-1000)
Race State	Finished



Toowoomba QLD --Professional-2026-06-13

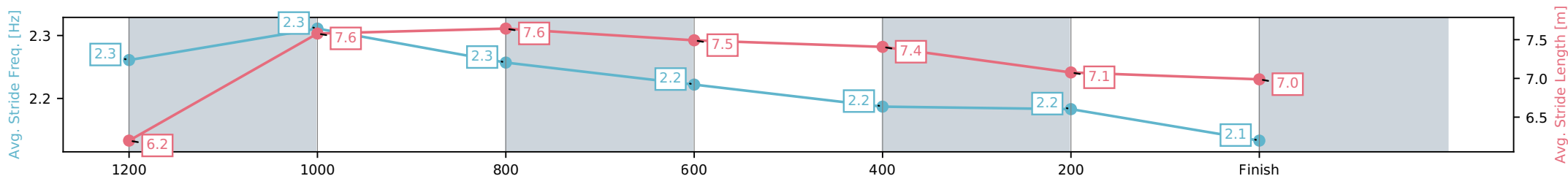
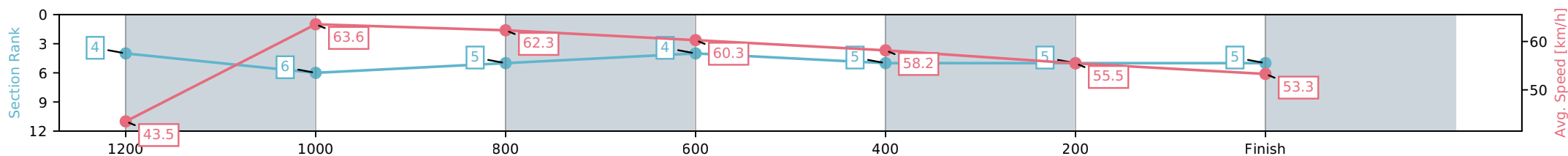
Race 2: SHANNON SIGN COMPANY BENCHMARK 55
Handicap - 1300m

13 June 2026 - 5:35PM

Track Rating: Soft 6, Weather: Overcast, Rail Position: +4m Entire Circuit



Section	L1300	L1200	L1000	L800	L600	L400	L200
Section Times	1:22.87 (0:08.86)	1:14.01 [4] (0:11.35)	1:02.66 [6] (0:11.70)	0:50.97 [5] (0:12.04)	0:38.93 [4] (0:12.40)	0:26.53 [5] (0:13.02)	0:13.51 [5] (0:13.51)
Average Speed [km/h]	43.5	63.6	62.3	60.3	58.2	55.5	53.3
Top Speed [km/h]	61.6	64.6	64.5	61.4	59.3	56.9	55.3
Avg. Dist. to Rail [m]	3.7	3.6	3.6	2.2	0.4	1.4	4.2
Avg. Stride Freq. [Hz]	2.3	2.3	2.3	2.2	2.2	2.2	2.1
Avg. Stride Length [m]	6.2	7.6	7.6	7.5	7.4	7.1	7.0



- [] Ranking at each section and finish
- :-:- No data available at this section
- NA No data available

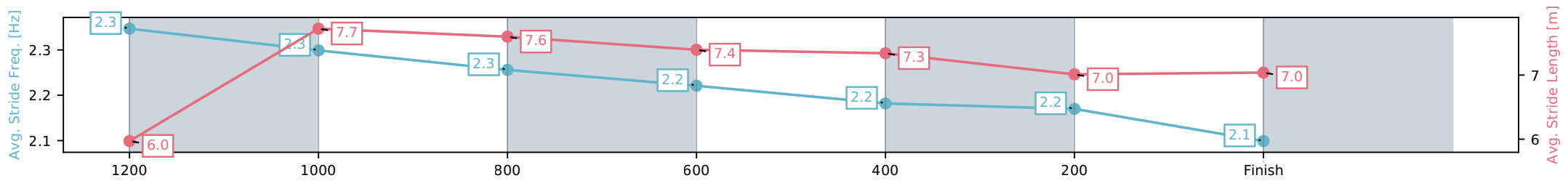
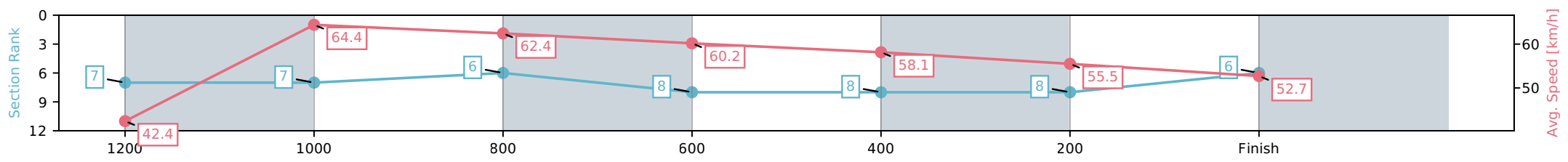
Horse/Jockey Name	Romantic Bubble/Corey Sutherland
Finish Rank	6
Fastest Section Time (Section)	0:11.21 (1200-1000)
Top Speed [km/h] (Section)	65.8 (1200-1000)
Race State	Finished



Toowoomba QLD --Professional-2026-06-13
 Race 2: SHANNON SIGN COMPANY BENCHMARK 55
 Handicap - 1300m
 13 June 2026 - 5:35PM
 Track Rating: Soft 6, Weather: Overcast, Rail Position: +4m Entire Circuit



Section	L1300	L1200	L1000	L800	L600	L400	L200
Section Times	1:23.56 (0:09.00)	1:14.56 [7] (0:11.21)	1:03.35 [7] (0:11.75)	0:51.60 [6] (0:12.18)	0:39.43 [8] (0:12.61)	0:26.81 [8] (0:13.15)	0:13.66 [8] (0:13.66)
Average Speed [km/h]	42.4	64.4	62.4	60.2	58.1	55.5	52.7
Top Speed [km/h]	61.8	65.8	63.4	61.1	60.0	57.2	55.1
Avg. Dist. to Rail [m]	6.3	5.1	5.3	5.1	3.6	4.0	6.2
Avg. Stride Freq. [Hz]	2.3	2.3	2.3	2.2	2.2	2.2	2.1
Avg. Stride Length [m]	6.0	7.7	7.6	7.4	7.3	7.0	7.0



[] Ranking at each section and finish
 -:-:- No data available at this section
 NA No data available

Horse/Jockey Name	Black 'N' Deadly/Jade Metcalfe
Finish Rank	7
Fastest Section Time (Section)	0:11.32 (1200-1000)
Top Speed [km/h] (Section)	65.0 (1200-1000)
Race State	Finished



Toowoomba QLD --Professional-2026-06-13

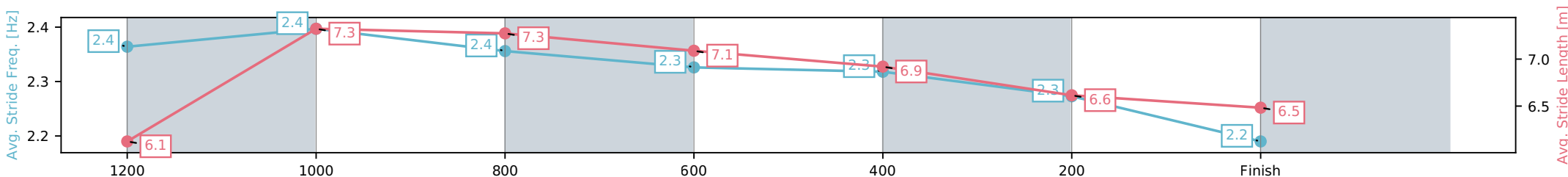
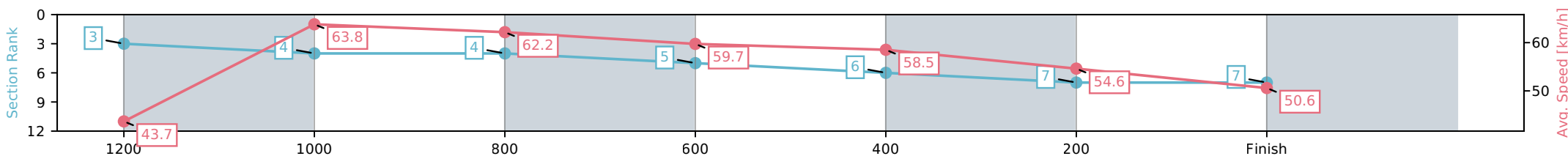
Race 2: SHANNON SIGN COMPANY BENCHMARK 55
Handicap - 1300m

13 June 2026 - 5:35PM

Track Rating: Soft 6, Weather: Overcast, Rail Position: +4m Entire Circuit



Section	L1300	L1200	L1000	L800	L600	L400	L200
Section Times	1:23.87 (0:08.76)	1:15.11 [3] (0:11.32)	1:03.79 [4] (0:11.73)	0:52.07 [4] (0:12.17)	0:39.89 [5] (0:12.54)	0:27.35 [6] (0:13.37)	0:13.98 [7] (0:13.98)
Average Speed [km/h]	43.7	63.8	62.2	59.7	58.5	54.6	50.6
Top Speed [km/h]	60.2	65.0	63.8	60.9	59.8	56.7	52.6
Avg. Dist. to Rail [m]	7.1	4.8	3.7	3.2	3.7	4.0	4.2
Avg. Stride Freq. [Hz]	2.4	2.4	2.4	2.3	2.3	2.3	2.2
Avg. Stride Length [m]	6.1	7.3	7.3	7.1	6.9	6.6	6.5



[] Ranking at each section and finish
 -:-:- No data available at this section
 NA No data available

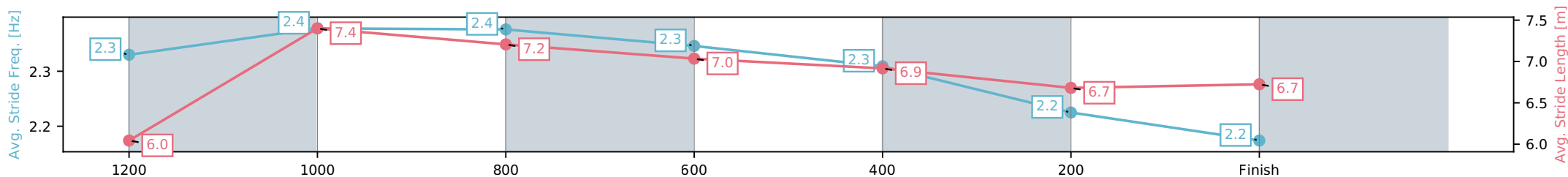
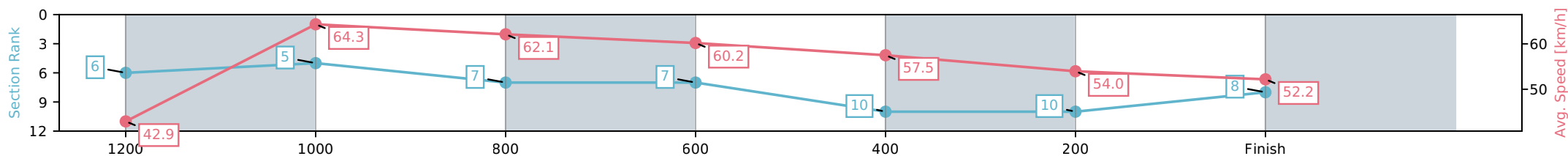
Horse/Jockey Name	Far Cry/Ashley Butler
Finish Rank	8
Fastest Section Time (Section)	0:11.23 (1200-1000)
Top Speed [km/h] (Section)	66.0 (1200-1000)
Race State	Finished



Toowoomba QLD --Professional-2026-06-13
 Race 2: SHANNON SIGN COMPANY BENCHMARK 55
 Handicap - 1300m
 13 June 2026 - 5:35PM
 Track Rating: Soft 6, Weather: Overcast, Rail Position: +4m Entire Circuit



Section	L1300	L1200	L1000	L800	L600	L400	L200
Section Times	1:24.00 (0:08.96)	1:15.04 [6] (0:11.23)	1:03.80 [5] (0:11.80)	0:52.00 [7] (0:12.10)	0:39.90 [7] (0:12.69)	0:27.21 [10] (0:13.43)	0:13.78 [10] (0:13.78)
Average Speed [km/h]	42.9	64.3	62.1	60.2	57.5	54.0	52.2
Top Speed [km/h]	59.4	66.0	63.7	60.6	60.1	54.5	53.8
Avg. Dist. to Rail [m]	9.9	5.9	5.2	3.2	2.5	2.0	1.3
Avg. Stride Freq. [Hz]	2.3	2.4	2.4	2.3	2.3	2.2	2.2
Avg. Stride Length [m]	6.0	7.4	7.2	7.0	6.9	6.7	6.7



- [] Ranking at each section and finish
- :-:- No data available at this section
- NA No data available

Horse/Jockey Name	Spiritoftheworld/Georgina Cartwright
Finish Rank	9
Fastest Section Time (Section)	0:11.00 (1200-1000)
Top Speed [km/h] (Section)	66.9 (1200-1000)
Race State	Finished



Toowoomba QLD --Professional-2026-06-13

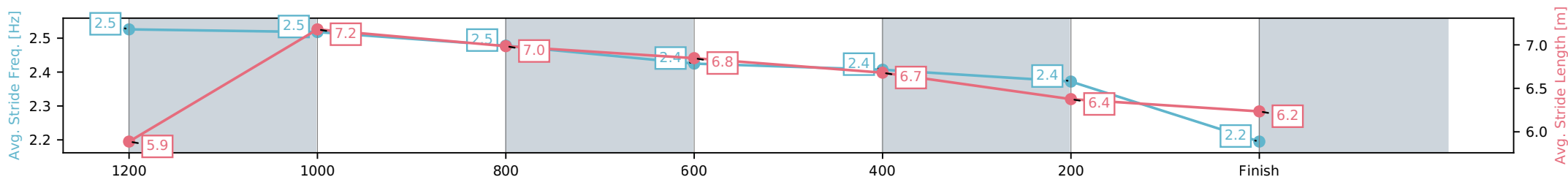
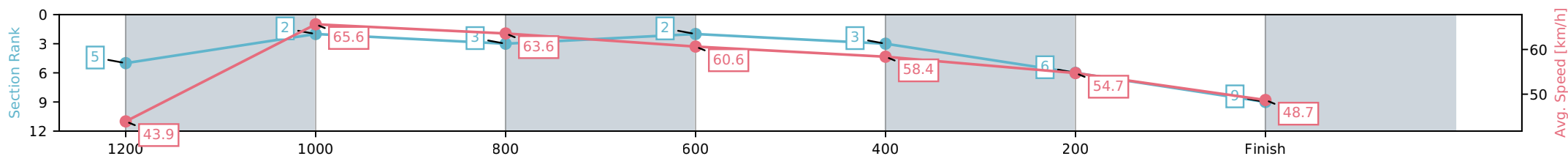
Race 2: SHANNON SIGN COMPANY BENCHMARK 55
Handicap - 1300m

13 June 2026 - 5:35PM

Track Rating: Soft 6, Weather: Overcast, Rail Position: +4m Entire Circuit



Section	L1300	L1200	L1000	L800	L600	L400	L200
Section Times	1:24.39 (0:08.90)	1:15.50 [5] (0:11.00)	1:04.49 [2] (0:11.69)	0:52.80 [3] (0:12.06)	0:40.75 [2] (0:12.52)	0:28.23 [3] (0:13.31)	0:14.92 [6] (0:14.92)
Average Speed [km/h]	43.9	65.6	63.6	60.6	58.4	54.7	48.7
Top Speed [km/h]	62.1	66.9	65.4	61.6	59.7	57.4	53.3
Avg. Dist. to Rail [m]	7.0	7.0	8.6	4.4	3.0	3.4	4.0
Avg. Stride Freq. [Hz]	2.5	2.5	2.5	2.4	2.4	2.4	2.2
Avg. Stride Length [m]	5.9	7.2	7.0	6.8	6.7	6.4	6.2



- [] Ranking at each section and finish
- :-:- No data available at this section
- NA No data available

Horse/Jockey Name	Yes I'm Ugly/Stacey Callow
Finish Rank	10
Fastest Section Time (Section)	0:11.15 (1200-1000)
Top Speed [km/h] (Section)	67.0 (1200-1000)
Race State	Finished



Toowoomba QLD --Professional-2026-06-13

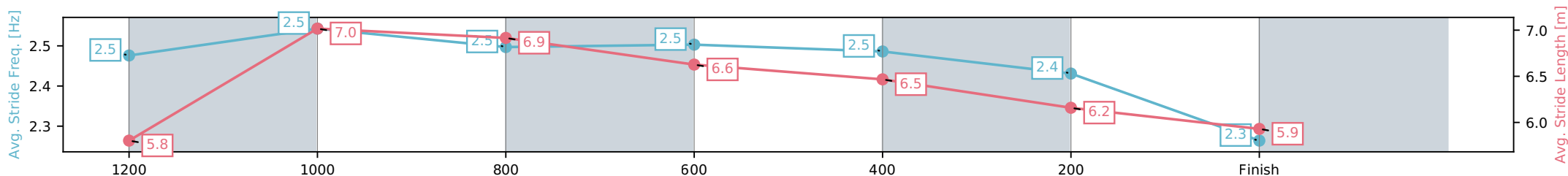
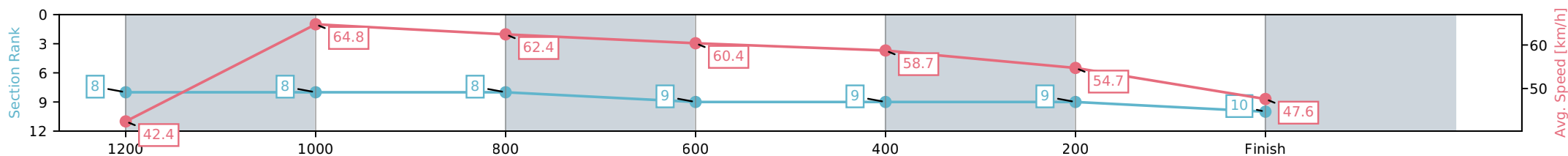
Race 2: SHANNON SIGN COMPANY BENCHMARK 55
Handicap - 1300m

13 June 2026 - 5:35PM

Track Rating: Soft 6, Weather: Overcast, Rail Position: +4m Entire Circuit



Section	L1300	L1200	L1000	L800	L600	L400	L200
Section Times	1:25.28 (0:09.28)	1:16.00 [8] (0:11.15)	1:04.85 [8] (0:11.68)	0:53.17 [8] (0:12.07)	0:41.10 [9] (0:12.61)	0:28.49 [9] (0:13.43)	0:15.07 [9] (0:15.07)
Average Speed [km/h]	42.4	64.8	62.4	60.4	58.7	54.7	47.6
Top Speed [km/h]	61.7	67.0	63.8	61.3	60.3	56.7	51.5
Avg. Dist. to Rail [m]	10.7	6.3	4.0	4.3	5.5	5.8	5.0
Avg. Stride Freq. [Hz]	2.5	2.5	2.5	2.5	2.5	2.4	2.3
Avg. Stride Length [m]	5.8	7.0	6.9	6.6	6.5	6.2	5.9



- [] Ranking at each section and finish
- :-:- No data available at this section
- NA No data available

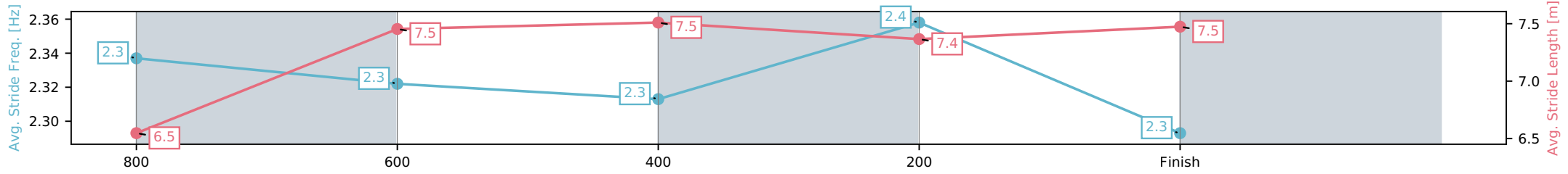
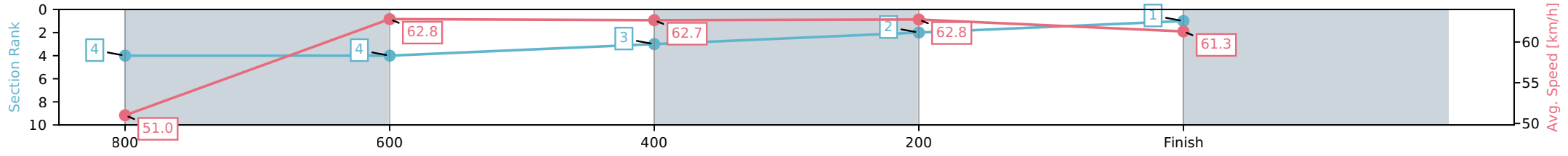
Horse/Jockey Name	Whisky Dream/Montanna Savva
Finish Rank	1
Fastest Section Time (Section)	0:11.50 (400-200)
Top Speed [km/h] (Section)	63.9 (800-600)
Race State	Finished



Toowoomba QLD --Professional-2026-06-13
 Race 3: BOTTLEMART BENCHMARK 70 Handicap - 1000m
 13 June 2026 - 6:12PM
 Track Rating: Soft 6, Weather: Overcast, Rail Position: +4m Entire Circuit



Section	L1000	L800	L600	L400	L200
Section Times	1:00.88 (0:14.53)	0:46.35 [4] (0:11.53)	0:34.82 [4] (0:11.53)	0:23.28 [3] (0:11.50)	0:11.78 [2] (0:11.78)
Average Speed [km/h]	51.0	62.8	62.7	62.8	61.3
Top Speed [km/h]	62.4	63.9	62.9	63.2	62.9
Avg. Dist. to Rail [m]	4.5	1.6	0.8	0.7	0.4
Avg. Stride Freq. [Hz]	2.3	2.3	2.3	2.4	2.3
Avg. Stride Length [m]	6.5	7.5	7.5	7.4	7.5



[] Ranking at each section and finish
 -.-.- No data available at this section
 NA No data available

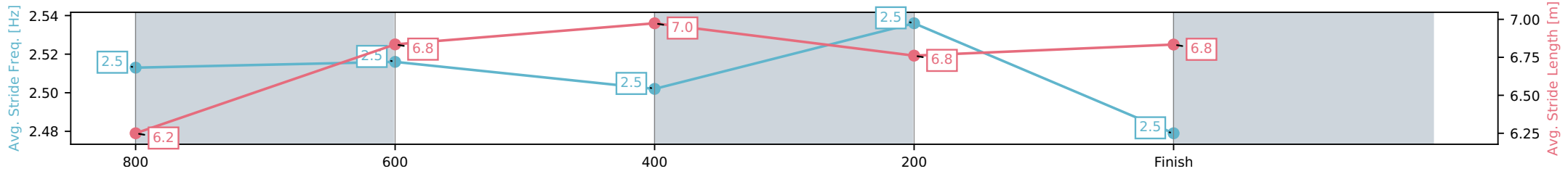
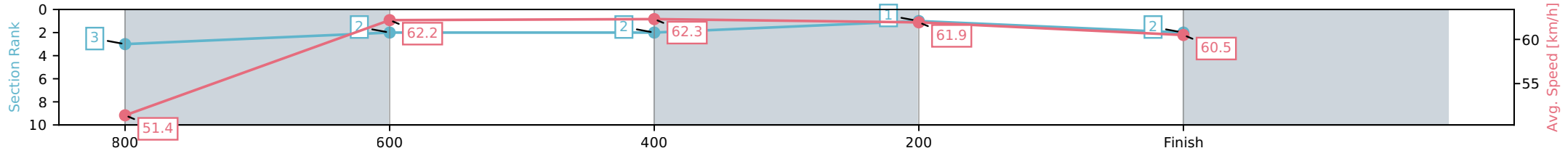
Horse/Jockey Name	King Jester/Colleen Krahen
Finish Rank	2
Fastest Section Time (Section)	0:11.51 (600-400)
Top Speed [km/h] (Section)	64.1 (800-600)
Race State	Finished



Toowoomba QLD --Professional-2026-06-13
 Race 3: BOTTLEMART BENCHMARK 70 Handicap - 1000m
 13 June 2026 - 6:12PM
 Track Rating: Soft 6, Weather: Overcast, Rail Position: +4m Entire Circuit



Section	L1000	L800	L600	L400	L200
Section Times	1:01.04 (0:14.36)	0:46.68 [3] (0:11.58)	0:35.10 [2] (0:11.51)	0:23.59 [2] (0:11.64)	0:11.95 [1] (0:11.95)
Average Speed [km/h]	51.4	62.2	62.3	61.9	60.5
Top Speed [km/h]	61.6	64.1	63.3	63.0	62.0
Avg. Dist. to Rail [m]	2.7	0.5	0.8	0.5	1.1
Avg. Stride Freq. [Hz]	2.5	2.5	2.5	2.5	2.5
Avg. Stride Length [m]	6.2	6.8	7.0	6.8	6.8



[] Ranking at each section and finish
 -:-:- No data available at this section
 NA No data available

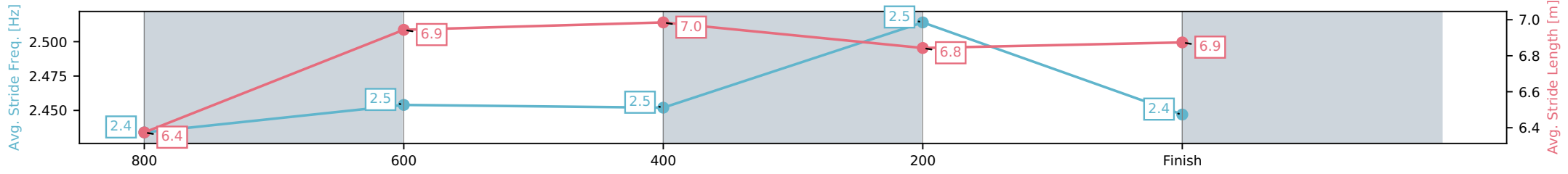
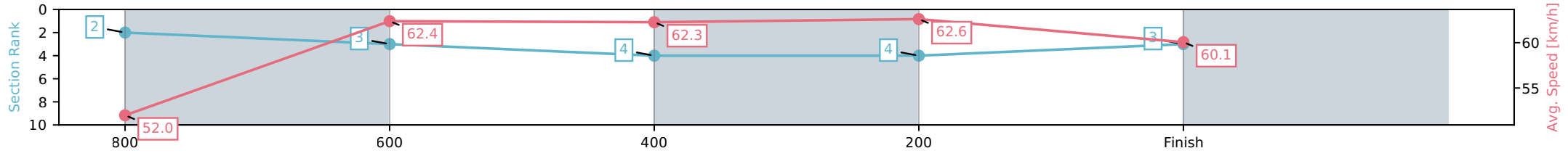
Horse/Jockey Name	Thundering Soul/Les Tilley
Finish Rank	3
Fastest Section Time (Section)	0:11.59 (400-200)
Top Speed [km/h] (Section)	63.3 (400-200)
Race State	Finished



Toowoomba QLD --Professional-2026-06-13
 Race 3: BOTTLEMART BENCHMARK 70 Handicap - 1000m
 13 June 2026 - 6:12PM
 Track Rating: Soft 6, Weather: Overcast, Rail Position: +4m Entire Circuit



Section	L1000	L800	L600	L400	L200
Section Times	1:01.25 (0:14.32)	0:46.93 [2] (0:11.69)	0:35.24 [3] (0:11.69)	0:23.54 [4] (0:11.59)	0:11.95 [4] (0:11.95)
Average Speed [km/h]	52.0	62.4	62.3	62.6	60.1
Top Speed [km/h]	62.4	63.2	62.8	63.3	62.4
Avg. Dist. to Rail [m]	5.0	3.7	2.2	2.4	2.1
Avg. Stride Freq. [Hz]	2.4	2.5	2.5	2.5	2.4
Avg. Stride Length [m]	6.4	6.9	7.0	6.8	6.9



[] Ranking at each section and finish
 -.-.- No data available at this section
 NA No data available

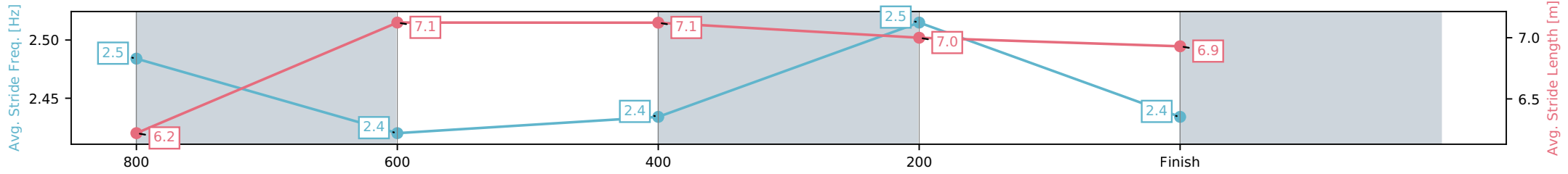
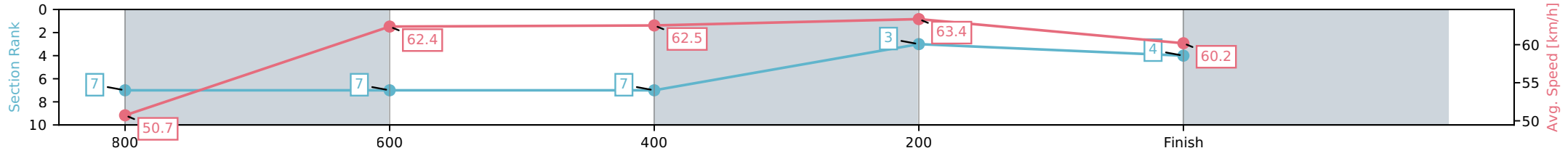
Horse/Jockey Name	Can't Getwhatiwant/Skye Bogenhuber
Finish Rank	4
Fastest Section Time (Section)	0:11.38 (400-200)
Top Speed [km/h] (Section)	64.1 (1000 - 800)
Race State	Finished



Toowoomba QLD --Professional-2026-06-13
 Race 3: BOTTLEMART BENCHMARK 70 Handicap - 1000m
 13 June 2026 - 6:12PM
 Track Rating: Soft 6, Weather: Overcast, Rail Position: +4m Entire Circuit



Section	L1000	L800	L600	L400	L200
Section Times	1:01.30 (0:14.66)	0:46.64 [7] (0:11.62)	0:35.02 [7] (0:11.54)	0:23.48 [7] (0:11.38)	0:12.10 [3] (0:12.10)
Average Speed [km/h]	50.7	62.4	62.5	63.4	60.2
Top Speed [km/h]	64.1	64.1	63.2	63.8	62.2
Avg. Dist. to Rail [m]	4.1	1.6	0.5	0.7	0.7
Avg. Stride Freq. [Hz]	2.5	2.4	2.4	2.5	2.4
Avg. Stride Length [m]	6.2	7.1	7.1	7.0	6.9



[] Ranking at each section and finish
 -.-.- No data available at this section
 NA No data available

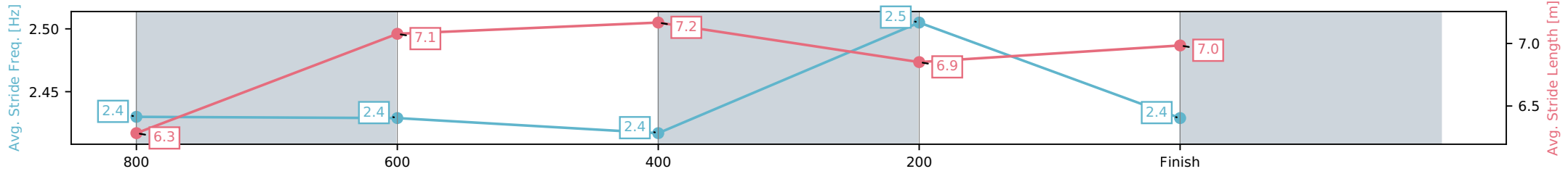
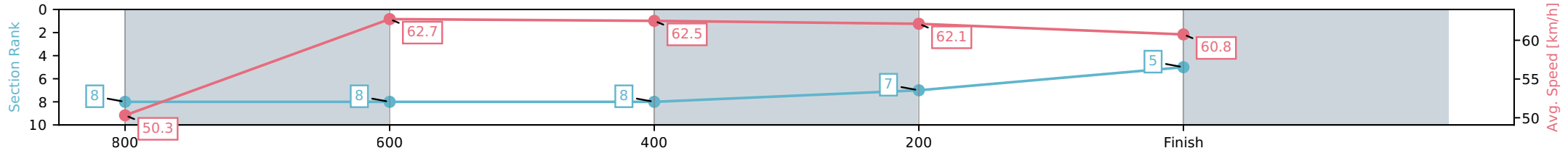
Horse/Jockey Name	Jemeldi/Aidan Keeley
Finish Rank	5
Fastest Section Time (Section)	0:11.58 (600-400)
Top Speed [km/h] (Section)	63.3 (800-600)
Race State	Finished



Toowoomba QLD --Professional-2026-06-13
 Race 3: BOTTLEMART BENCHMARK 70 Handicap - 1000m
 13 June 2026 - 6:12PM
 Track Rating: Soft 6, Weather: Overcast, Rail Position: +4m Entire Circuit



Section	L1000	L800	L600	L400	L200
Section Times	1:01.41 (0:14.82)	0:46.59 [8] (0:11.58)	0:35.01 [8] (0:11.58)	0:23.43 [8] (0:11.68)	0:11.75 [7] (0:11.75)
Average Speed [km/h]	50.3	62.7	62.5	62.1	60.8
Top Speed [km/h]	61.6	63.3	63.0	63.1	62.1
Avg. Dist. to Rail [m]	6.5	2.4	1.0	2.6	3.5
Avg. Stride Freq. [Hz]	2.4	2.4	2.4	2.5	2.4
Avg. Stride Length [m]	6.3	7.1	7.2	6.9	7.0



[] Ranking at each section and finish
 -:-:- No data available at this section
 NA No data available

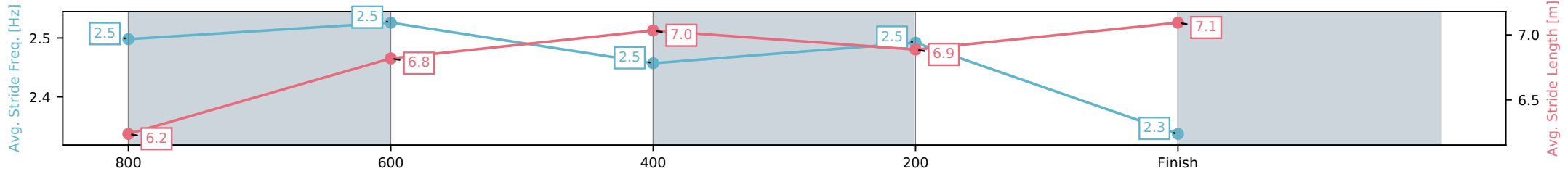
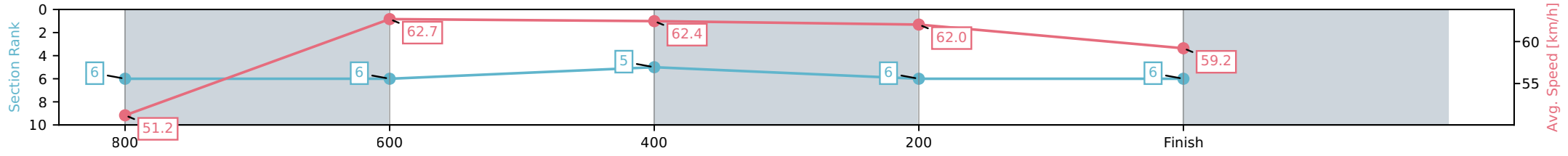
Horse/Jockey Name	Surreal Ascot/Damien Boche
Finish Rank	6
Fastest Section Time (Section)	0:11.58 (800-600)
Top Speed [km/h] (Section)	63.5 (600-400)
Race State	Finished



Toowoomba QLD --Professional-2026-06-13
 Race 3: BOTTLEMART BENCHMARK 70 Handicap - 1000m
 13 June 2026 - 6:12PM
 Track Rating: Soft 6, Weather: Overcast, Rail Position: +4m Entire Circuit



Section	L1000	L800	L600	L400	L200
Section Times	1:01.78 (0:14.55)	0:47.23 [6] (0:11.58)	0:35.65 [6] (0:11.60)	0:24.05 [5] (0:11.68)	0:12.37 [6] (0:12.37)
Average Speed [km/h]	51.2	62.7	62.4	62.0	59.2
Top Speed [km/h]	62.8	63.2	63.5	63.0	60.6
Avg. Dist. to Rail [m]	5.9	2.1	1.2	2.2	2.0
Avg. Stride Freq. [Hz]	2.5	2.5	2.5	2.5	2.3
Avg. Stride Length [m]	6.2	6.8	7.0	6.9	7.1



[] Ranking at each section and finish
 -:-:- No data available at this section
 NA No data available

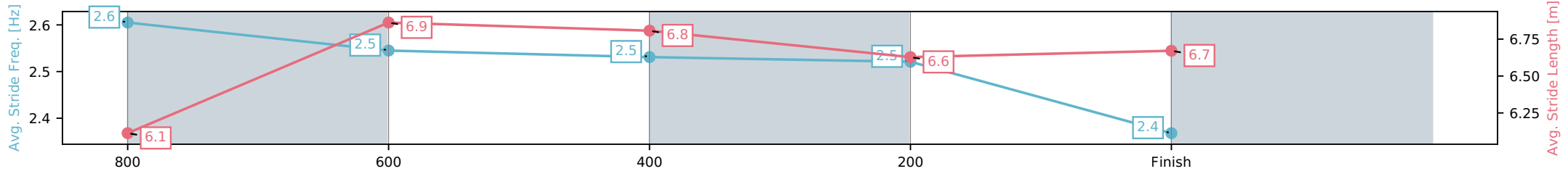
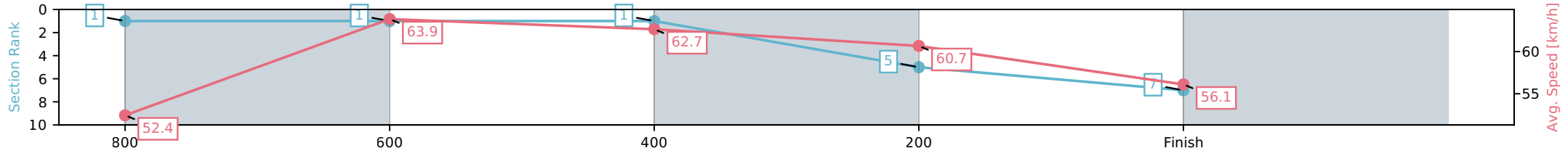
Horse/Jockey Name	Charmed Passage/Jade Metcalfe
Finish Rank	7
Fastest Section Time (Section)	0:11.41 (800-600)
Top Speed [km/h] (Section)	64.3 (800-600)
Race State	Finished



Toowoomba QLD --Professional-2026-06-13
 Race 3: BOTTLEMART BENCHMARK 70 Handicap - 1000m
 13 June 2026 - 6:12PM
 Track Rating: Soft 6, Weather: Overcast, Rail Position: +4m Entire Circuit



Section	L1000	L800	L600	L400	L200
Section Times	1:02.33 (0:14.27)	0:48.06 [1] (0:11.41)	0:36.64 [1] (0:11.70)	0:24.94 [1] (0:12.01)	0:12.93 [5] (0:12.93)
Average Speed [km/h]	52.4	63.9	62.7	60.7	56.1
Top Speed [km/h]	63.8	64.3	63.8	61.1	58.6
Avg. Dist. to Rail [m]	8.0	3.8	3.6	3.6	4.1
Avg. Stride Freq. [Hz]	2.6	2.5	2.5	2.5	2.4
Avg. Stride Length [m]	6.1	6.9	6.8	6.6	6.7



[] Ranking at each section and finish
 -:-:- No data available at this section
 NA No data available

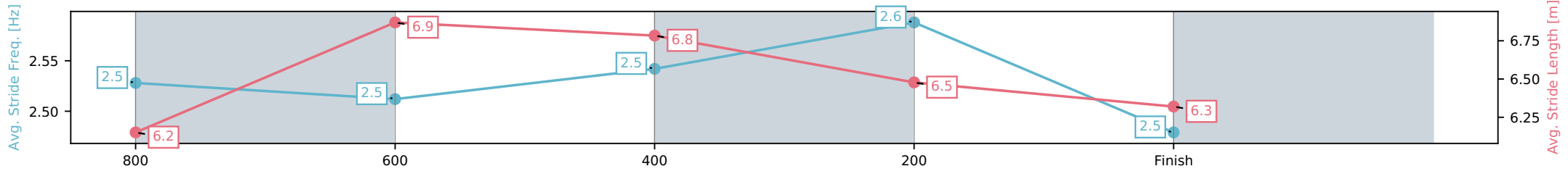
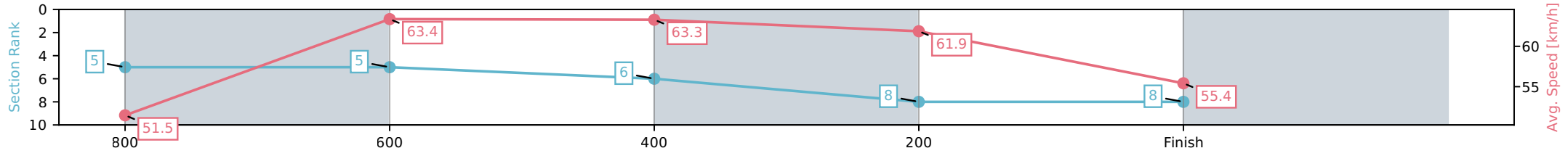
Horse/Jockey Name	Mishani Ego/Olivia Kendal
Finish Rank	8
Fastest Section Time (Section)	0:11.53 (800-600)
Top Speed [km/h] (Section)	64.6 (600-400)
Race State	Finished



Toowoomba QLD --Professional-2026-06-13
 Race 3: BOTTLEMART BENCHMARK 70 Handicap - 1000m
 13 June 2026 - 6:12PM
 Track Rating: Soft 6, Weather: Overcast, Rail Position: +4m Entire Circuit



Section	L1000	L800	L600	L400	L200
Section Times	1:02.72 (0:14.54)	0:48.18 [5] (0:11.53)	0:36.65 [5] (0:11.67)	0:24.98 [6] (0:11.95)	0:13.03 [8] (0:13.03)
Average Speed [km/h]	51.5	63.4	63.3	61.9	55.4
Top Speed [km/h]	62.5	63.9	64.6	63.3	59.2
Avg. Dist. to Rail [m]	7.2	4.5	4.9	7.9	8.9
Avg. Stride Freq. [Hz]	2.5	2.5	2.5	2.6	2.5
Avg. Stride Length [m]	6.2	6.9	6.8	6.5	6.3



[] Ranking at each section and finish
 -:-:- No data available at this section
 NA No data available



Toowoomba QLD

Race 4: BOSS BLOODSTOCK SHARES AVAILABLE Class 2 Handicap - 1110m

13 June 2026 - 6:50PM

Track Rating: Soft 6, Weather: Overcast, Rail Position: +4m Entire Circuit



Field Times (Race Tempo) 1:07.79 0:59.17 0:48.02 0:36.22 0:24.19 0:12.34
 (0:08.62) (0:11.15) (0:11.80) (0:12.03) (0:11.85) (0:12.34)

Rank	TAB#	Horse	Overall Time	First 400m	Top Speed km/h (Section)	L1110	L1000	L800	L600	L400	L200		
	(BAR#)	Jockey	Margin (DT-W)	Last 600m	Fastest Section (Time)	Start - 1000	1000 - 800	800 - 600	600 - 400	400 - 200	200 - Finish		
1	7	Propaganda	1:07.79	0:25.10	66.6 (1000-800)	1:07.79	0:59.09 [3]	0:47.87 [2]	0:36.22 [1]	0:24.19 [1]	0:12.34 [1]		
	(3)	Ashley Butler		0:36.22	1000-800 (0:11.22)	(0:08.70)	(0:11.22)	(0:11.66)	(0:12.03)	(0:11.85)	(0:12.34)		
2	8	Spirit Fox	1:08.83	0:25.63	65.1 (1000-800)	1:08.83	0:59.83 [6]	0:48.42 [6]	0:36.71 [5]	0:24.84 [4]	0:12.77 [4]		
	(7)	Nozi Tomizawa	6.2L (-6)	0:36.71	1000-800 (0:11.42)	(0:09.00)	(0:11.42)	(0:11.70)	(0:11.87)	(0:12.07)	(0:12.77)		
3	9	Beau's Girl	1:08.91	0:25.32	65.1 (1000-800)	1:08.91	1:00.17 [4]	0:48.90 [3]	0:37.08 [3]	0:25.02 [3]	0:12.89 [2]		
	(1)	Aidan Keeley	6.6L (-2)	0:37.08	1000-800 (0:11.27)	(0:08.74)	(0:11.27)	(0:11.82)	(0:12.06)	(0:12.13)	(0:12.89)		
4	10	Zavega	1:09.13	0:25.14	67.0 (1000-800)	1:09.13	1:00.51 [1]	0:49.36 [1]	0:37.48 [2]	0:25.36 [2]	0:13.08 [3]		
	(5)	Chloe Lowe	7.9L (-1)	0:37.48	1000-800 (0:11.15)	(0:08.62)	(0:11.15)	(0:11.88)	(0:12.12)	(0:12.28)	(0:13.08)		
5	5	Smart 'N' Stylish	1:09.15	0:25.79	64.5 (800-600)	1:09.15	1:00.05 [7]	0:48.57 [7]	0:36.72 [7]	0:24.61 [7]	0:12.54 [7]		
	(4)	Jade Metcalfe	8.0L (-5)	0:36.73	1000-800 (0:11.48)	(0:09.10)	(0:11.48)	(0:11.85)	(0:12.11)	(0:12.08)	(0:12.54)		
6	6	Dreamwriter	1:09.37	0:25.61	64.5 (1000-800)	1:09.37	1:00.57 [5]	0:49.05 [5]	0:37.23 [6]	0:25.09 [6]	0:12.80 [6]		
	(6)	Les Tilley	9.3L (-3)	0:37.23	1000-800 (0:11.52)	(0:08.80)	(0:11.52)	(0:11.82)	(0:12.14)	(0:12.29)	(0:12.80)		
7	12	Koga Ninja	1:09.64	0:25.28	65.1 (1000-800)	1:09.64	1:00.96 [2]	0:49.61 [4]	0:37.80 [4]	0:25.62 [5]	0:13.26 [5]		
	(2)	Olivia Kendal	10.9L (-2)	0:37.80	1000-800 (0:11.34)	(0:08.68)	(0:11.34)	(0:11.81)	(0:12.18)	(0:12.36)	(0:13.26)		

Scratched: Wolfgang (#1), Darth Invader (#2), Galpin (#3), Romantic Bubble (#4), Master Miyagi (#11)

Report Created: Sat 13 June 2026

(Note: Races are conducted over an approximate distance as close as possible to the advertised distance, and recorded data may vary accordingly. Official times refer to race times only and do not include handicap times.)

[] Position in running at each section and finish TAB# Saddle cloth number

-:-:- No data available at this section

NA No data available

DNT Did not track

BAR# Barrier/Gate Position

DNF Did not finish

DT-W Distance travelled compared to winner in metres

Fastest split

Fastest section

data processed by TRIPLES DATA

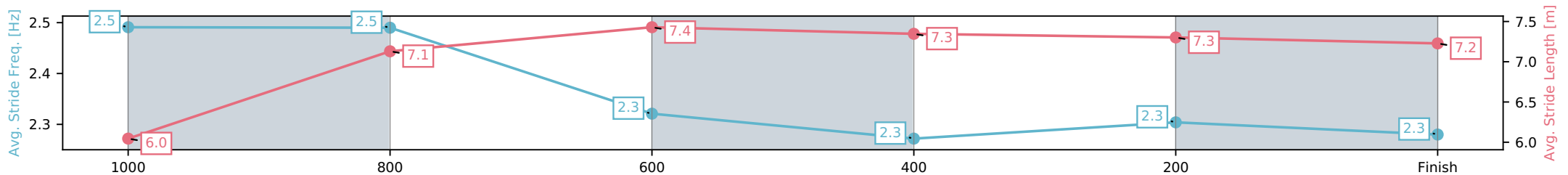
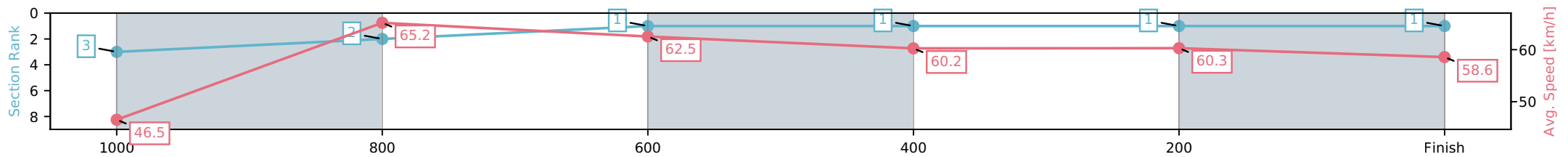
Horse/Jockey Name	Propaganda/Ashley Butler
Finish Rank	1
Fastest Section Time (Section)	0:11.22 (1000-800)
Top Speed [km/h] (Section)	66.6 (1000-800)
Race State	Finished



Toowoomba QLD --Professional-2026-06-13
 Race 4: BOSS BLOODSTOCK SHARES AVAILABLE Class 2
 Handicap - 1110m
 13 June 2026 - 6:50PM
 Track Rating: Soft 6, Weather: Overcast, Rail Position: +4m Entire Circuit



Section	L1110	L1000	L800	L600	L400	L200
Section Times	1:07.79 (0:08.70)	0:59.09 [3] (0:11.22)	0:47.87 [2] (0:11.66)	0:36.22 [1] (0:12.03)	0:24.19 [1] (0:11.85)	0:12.34 [1] (0:12.34)
Average Speed [km/h]	46.5	65.2	62.5	60.2	60.3	58.6
Top Speed [km/h]	62.0	66.6	64.3	61.5	61.0	61.0
Avg. Dist. to Rail [m]	6.0	4.3	3.6	1.6	2.1	1.3
Avg. Stride Freq. [Hz]	2.5	2.5	2.3	2.3	2.3	2.3
Avg. Stride Length [m]	6.0	7.1	7.4	7.3	7.3	7.2



- [] Ranking at each section and finish
- :-:- No data available at this section
- NA No data available

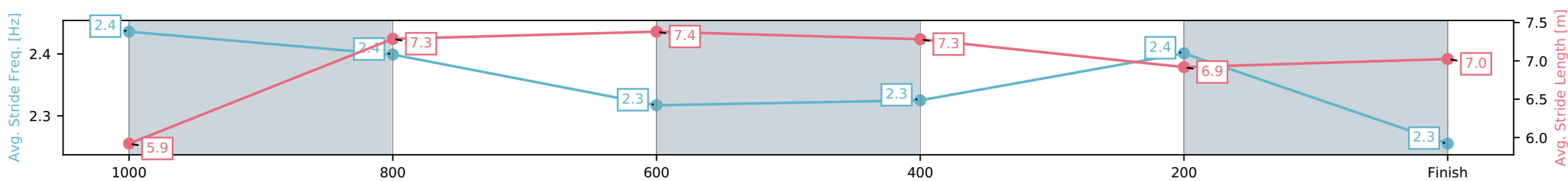
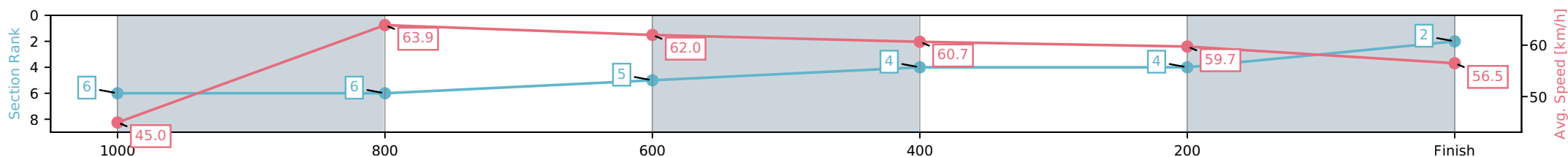
Horse/Jockey Name	Spirit Fox/Nozi Tomizawa
Finish Rank	2
Fastest Section Time (Section)	0:11.42 (1000-800)
Top Speed [km/h] (Section)	65.1 (1000-800)
Race State	Finished



Toowoomba QLD --Professional-2026-06-13
 Race 4: BOSS BLOODSTOCK SHARES AVAILABLE Class 2
 Handicap - 1110m
 13 June 2026 - 6:50PM
 Track Rating: Soft 6, Weather: Overcast, Rail Position: +4m Entire Circuit



Section	L1110	L1000	L800	L600	L400	L200
Section Times	1:08.83 (0:09.00)	0:59.83 [6] (0:11.42)	0:48.42 [6] (0:11.70)	0:36.71 [5] (0:11.87)	0:24.84 [4] (0:12.07)	0:12.77 [4] (0:12.77)
Average Speed [km/h]	45.0	63.9	62.0	60.7	59.7	56.5
Top Speed [km/h]	62.2	65.1	64.4	62.1	60.9	58.5
Avg. Dist. to Rail [m]	9.4	3.7	2.0	0.4	0.9	1.0
Avg. Stride Freq. [Hz]	2.4	2.4	2.3	2.3	2.4	2.3
Avg. Stride Length [m]	5.9	7.3	7.4	7.3	6.9	7.0



[] Ranking at each section and finish
 -:-:- No data available at this section
 NA No data available

Horse/Jockey Name	Beau's Girl/Aidan Keeley
Finish Rank	3
Fastest Section Time (Section)	0:11.27 (1000-800)
Top Speed [km/h] (Section)	65.1 (1000-800)
Race State	Finished



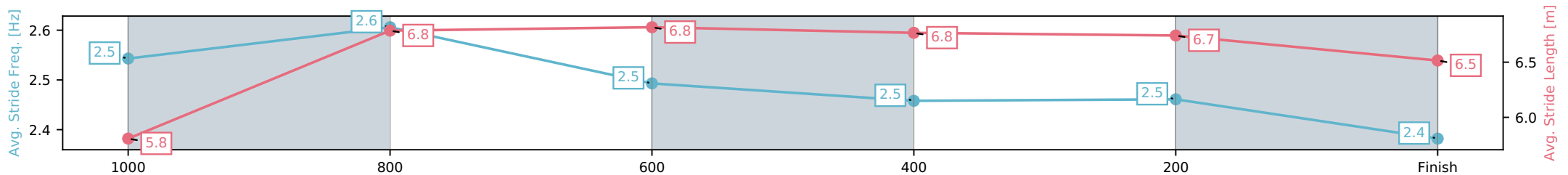
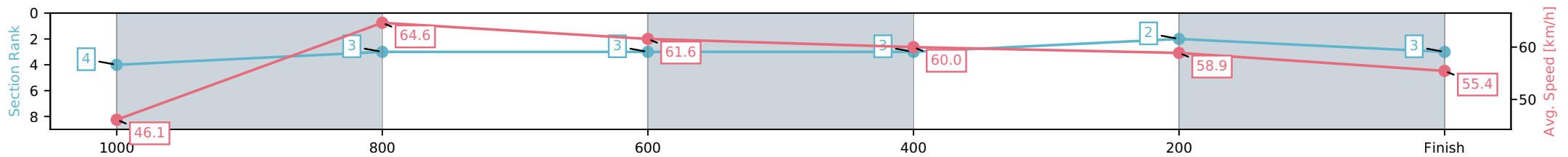
Toowoomba QLD --Professional-2026-06-13
 Race 4: BOSS BLOODSTOCK SHARES AVAILABLE Class 2
 Handicap - 1110m



13 June 2026 - 6:50PM

Track Rating: Soft 6, Weather: Overcast, Rail Position: +4m Entire Circuit

Section	L1110	L1000	L800	L600	L400	L200
Section Times	1:08.91 (0:08.74)	1:00.17 [4] (0:11.27)	0:48.90 [3] (0:11.82)	0:37.08 [3] (0:12.06)	0:25.02 [3] (0:12.13)	0:12.89 [2] (0:12.89)
Average Speed [km/h]	46.1	64.6	61.6	60.0	58.9	55.4
Top Speed [km/h]	62.2	65.1	63.6	61.2	60.0	57.1
Avg. Dist. to Rail [m]	4.3	3.1	3.2	1.3	2.2	1.4
Avg. Stride Freq. [Hz]	2.5	2.6	2.5	2.5	2.5	2.4
Avg. Stride Length [m]	5.8	6.8	6.8	6.8	6.7	6.5



[] Ranking at each section and finish
 -:-:- No data available at this section
 NA No data available

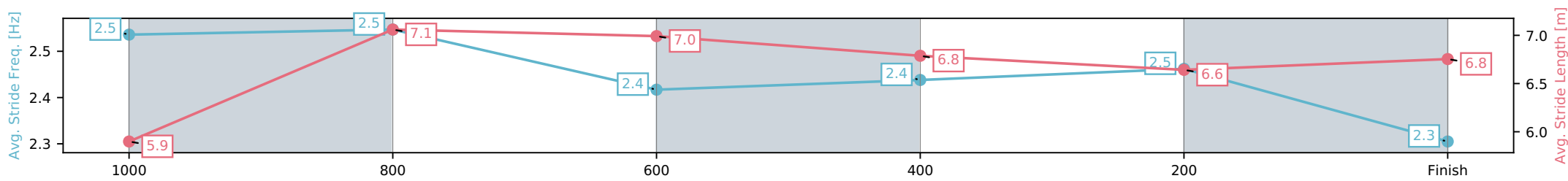
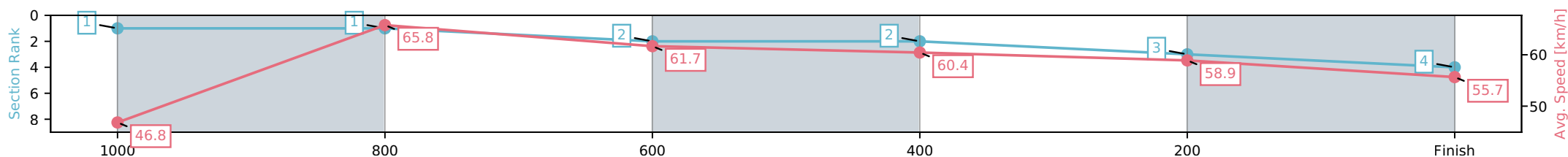
Horse/Jockey Name	Zavega/Chloe Lowe
Finish Rank	4
Fastest Section Time (Section)	0:11.15 (1000-800)
Top Speed [km/h] (Section)	67.0 (1000-800)
Race State	Finished



Toowoomba QLD --Professional-2026-06-13
 Race 4: BOSS BLOODSTOCK SHARES AVAILABLE Class 2
 Handicap - 1110m
 13 June 2026 - 6:50PM
 Track Rating: Soft 6, Weather: Overcast, Rail Position: +4m Entire Circuit



Section	L1110	L1000	L800	L600	L400	L200
Section Times	1:09.13 (0:08.62)	1:00.51 [1] (0:11.15)	0:49.36 [1] (0:11.88)	0:37.48 [2] (0:12.12)	0:25.36 [2] (0:12.28)	0:13.08 [3] (0:13.08)
Average Speed [km/h]	46.8	65.8	61.7	60.4	58.9	55.7
Top Speed [km/h]	64.1	67.0	63.2	61.4	60.0	57.6
Avg. Dist. to Rail [m]	7.8	5.2	5.2	3.4	1.5	1.6
Avg. Stride Freq. [Hz]	2.5	2.5	2.4	2.4	2.5	2.3
Avg. Stride Length [m]	5.9	7.1	7.0	6.8	6.6	6.8



[] Ranking at each section and finish
 -:-:- No data available at this section
 NA No data available

Horse/Jockey Name	Smart 'N' Stylish/Jade Metcalfe
Finish Rank	5
Fastest Section Time (Section)	0:11.48 (1000-800)
Top Speed [km/h] (Section)	64.5 (800-600)
Race State	Finished



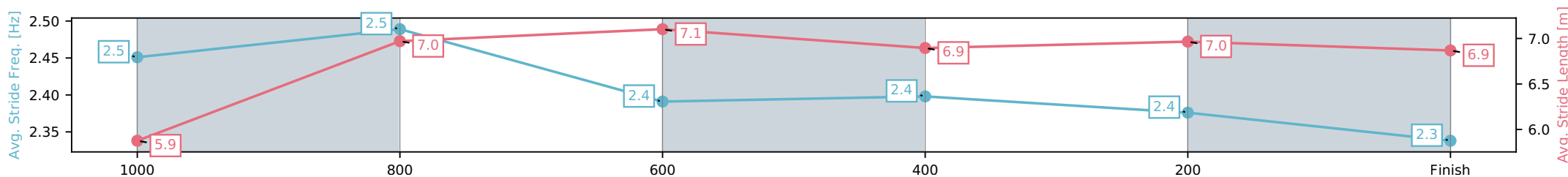
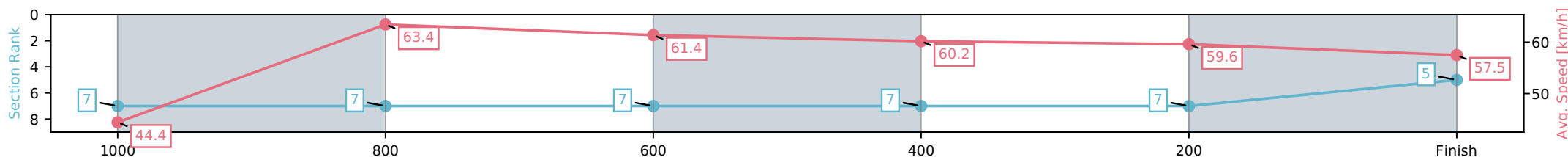
Toowoomba QLD --Professional-2026-06-13
 Race 4: BOSS BLOODSTOCK SHARES AVAILABLE Class 2
 Handicap - 1110m



13 June 2026 - 6:50PM

Track Rating: Soft 6, Weather: Overcast, Rail Position: +4m Entire Circuit

Section	L1110	L1000	L800	L600	L400	L200
Section Times	1:09.15 (0:09.10)	1:00.05 [7] (0:11.48)	0:48.57 [7] (0:11.85)	0:36.72 [7] (0:12.11)	0:24.61 [7] (0:12.08)	0:12.54 [7] (0:12.54)
Average Speed [km/h]	44.4	63.4	61.4	60.2	59.6	57.5
Top Speed [km/h]	61.4	64.3	64.5	60.5	60.8	59.2
Avg. Dist. to Rail [m]	6.7	3.0	3.0	2.3	0.6	1.6
Avg. Stride Freq. [Hz]	2.5	2.5	2.4	2.4	2.4	2.3
Avg. Stride Length [m]	5.9	7.0	7.1	6.9	7.0	6.9



- [] Ranking at each section and finish
- :-:- No data available at this section
- NA No data available

Horse/Jockey Name	Dreamwriter/Les Tilley
Finish Rank	6
Fastest Section Time (Section)	0:11.52 (1000-800)
Top Speed [km/h] (Section)	64.5 (1000-800)
Race State	Finished



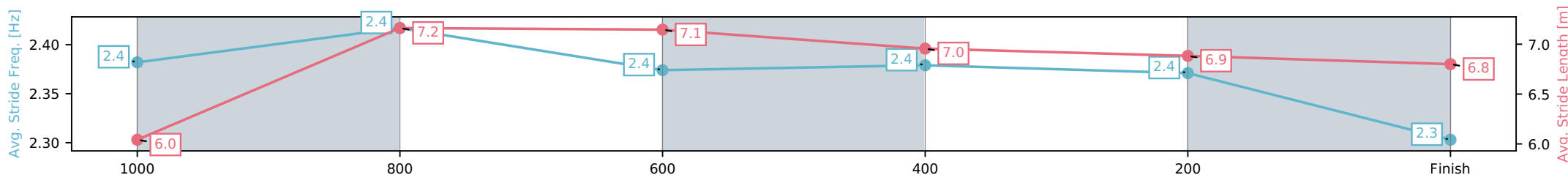
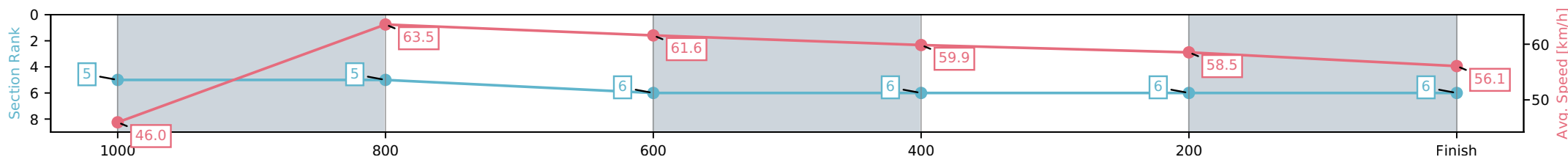
Toowoomba QLD --Professional-2026-06-13
 Race 4: BOSS BLOODSTOCK SHARES AVAILABLE Class 2
 Handicap - 1110m



13 June 2026 - 6:50PM

Track Rating: Soft 6, Weather: Overcast, Rail Position: +4m Entire Circuit

Section	L1110	L1000	L800	L600	L400	L200
Section Times	1:09.37 (0:08.80)	1:00.57 [5] (0:11.52)	0:49.05 [5] (0:11.82)	0:37.23 [6] (0:12.14)	0:25.09 [6] (0:12.29)	0:12.80 [6] (0:12.80)
Average Speed [km/h]	46.0	63.5	61.6	59.9	58.5	56.1
Top Speed [km/h]	60.5	64.5	63.9	61.8	59.5	57.4
Avg. Dist. to Rail [m]	9.1	4.6	3.3	1.8	1.2	3.4
Avg. Stride Freq. [Hz]	2.4	2.4	2.4	2.4	2.4	2.3
Avg. Stride Length [m]	6.0	7.2	7.1	7.0	6.9	6.8



- [] Ranking at each section and finish
- :-:- No data available at this section
- NA No data available

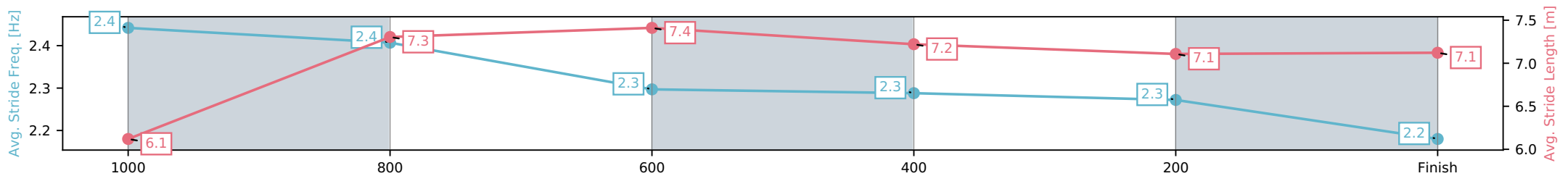
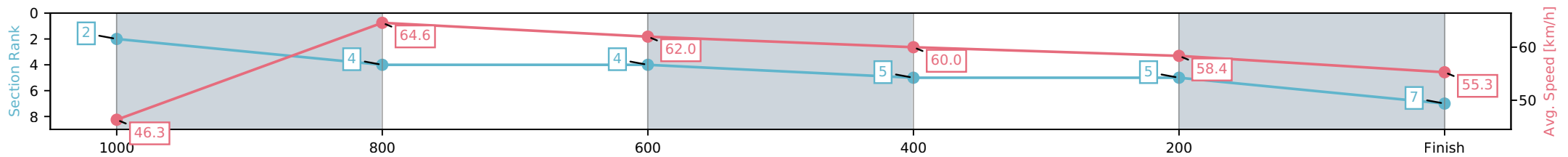
Horse/Jockey Name	Koga Ninja/Olivia Kendal
Finish Rank	7
Fastest Section Time (Section)	0:11.34 (1000-800)
Top Speed [km/h] (Section)	65.1 (1000-800)
Race State	Finished



Toowoomba QLD --Professional-2026-06-13
 Race 4: BOSS BLOODSTOCK SHARES AVAILABLE Class 2
 Handicap - 1110m
 13 June 2026 - 6:50PM
 Track Rating: Soft 6, Weather: Overcast, Rail Position: +4m Entire Circuit



Section	L1110	L1000	L800	L600	L400	L200
Section Times	1:09.64 (0:08.68)	1:00.96 [2] (0:11.34)	0:49.61 [4] (0:11.81)	0:37.80 [4] (0:12.18)	0:25.62 [5] (0:12.36)	0:13.26 [5] (0:13.26)
Average Speed [km/h]	46.3	64.6	62.0	60.0	58.4	55.3
Top Speed [km/h]	62.4	65.1	64.7	61.1	59.0	57.6
Avg. Dist. to Rail [m]	5.3	4.7	4.7	3.0	0.7	0.9
Avg. Stride Freq. [Hz]	2.4	2.4	2.3	2.3	2.3	2.2
Avg. Stride Length [m]	6.1	7.3	7.4	7.2	7.1	7.1



- [] Ranking at each section and finish
- :-:- No data available at this section
- NA No data available



Toowoomba QLD

Race 5: BROWN FAMILY WINE GROUP BENCHMARK 65 Handicap - 1640m

13 June 2026 - 7:25PM

Track Rating: Soft 6, Weather: Overcast, Rail Position: +4m Entire Circuit



Field Times (Race Tempo) 1:41.98 (0:15.80) 1:26.18 (0:11.77) 1:14.42 (0:11.83) 1:02.58 (0:12.40) 0:50.18 (0:12.69) 0:37.49 (0:12.50) 0:24.99 (0:12.35) 0:12.64 (0:12.64)

Rank	TAB#	Horse	Overall Time	First 400m	Top Speed km/h (Section)	L1640	L1400	L1200	L1000	L800	L600	L400	L200
	(BAR#)	Jockey	Margin (DT-W)	Last 600m	Fastest Section (Time)	Start - 1400	1400 - 1200	1200 - 1000	1000 - 800	800 - 600	600 - 400	400 - 200	200 - Finish
1	2	Moonshine Run	1:41.98	0:25.44	65.4 (1640 - 1400)	1:41.98	1:25.71 [2]	1:14.18 [2]	1:02.22 [3]	0:49.73 [3]	0:37.06 [4]	0:24.56 [3]	0:12.59 [2]
	(1)	Karl Zechner		0:37.06	1400-1200 (0:11.53)	(0:16.27)	(0:11.53)	(0:11.96)	(0:12.49)	(0:12.67)	(0:12.51)	(0:11.96)	(0:12.59)
2	9	Pink Vixen	1:42.00	0:25.51	65.5 (1640 - 1400)	1:42.00	1:26.20 [1]	1:14.44 [1]	1:02.60 [1]	0:50.20 [1]	0:37.51 [1]	0:25.01 [1]	0:12.66 [1]
	(5)	Stacey Callow	0.1L (+5)	0:37.51	1400-1200 (0:11.77)	(0:15.80)	(0:11.77)	(0:11.83)	(0:12.40)	(0:12.69)	(0:12.50)	(0:12.35)	(0:12.66)
3	1	Marenaro	1:42.42	0:25.83	65.8 (1640 - 1400)	1:42.42	1:25.62 [7]	1:14.24 [6]	1:02.30 [6]	0:50.05 [5]	0:37.44 [5]	0:24.77 [4]	0:12.46 [3]
	(3)	Nozi Tomizawa	2.6L (-4)	0:37.44	1400-1200 (0:11.38)	(0:16.80)	(0:11.38)	(0:11.94)	(0:12.25)	(0:12.60)	(0:12.67)	(0:12.31)	(0:12.46)
4	11	Power Of Success	1:43.43	0:25.65	65.9 (1640 - 1400)	1:43.43	1:26.91 [5]	1:15.40 [4]	1:03.47 [4]	0:51.13 [4]	0:38.54 [3]	0:25.69 [5]	0:12.93 [5]
	(2)	Damien Boche	8.5L (+3)	0:38.53	1400-1200 (0:11.51)	(0:16.52)	(0:11.51)	(0:11.94)	(0:12.34)	(0:12.60)	(0:12.84)	(0:12.76)	(0:12.93)
5	4	Power Pack	1:43.47	0:25.47	66.5 (1640 - 1400)	1:43.47	1:27.18 [3]	1:15.64 [3]	1:03.80 [2]	0:51.42 [2]	0:38.80 [2]	0:26.05 [2]	0:13.23 [4]
	(4)	Kenji Yoshida	8.8L (+3)	0:38.79	1400-1200 (0:11.54)	(0:16.29)	(0:11.54)	(0:11.84)	(0:12.37)	(0:12.63)	(0:12.74)	(0:12.82)	(0:13.23)
6	5	Picko Rocks	1:44.37	0:26.78	62.6 (1640 - 1400)	1:44.37	1:27.13 [9]	1:15.30 [9]	1:03.32 [9]	0:50.82 [9]	0:38.30 [9]	0:25.41 [9]	0:12.61 [8]
	(6)	Chelsea Baker	14.0L (-2)	0:38.30	1400-1200 (0:11.84)	(0:17.24)	(0:11.84)	(0:11.97)	(0:12.50)	(0:12.52)	(0:12.89)	(0:12.80)	(0:12.61)
7	3	Grey Northern	1:44.41	0:26.46	65.5 (1400-1200)	1:44.41	1:27.29 [8]	1:15.59 [8]	1:03.70 [8]	0:51.57 [8]	0:39.01 [7]	0:25.92 [7]	0:12.93 [6]
	(7)	Tiffani Brooker	14.3L (+8)	0:39.00	1400-1200 (0:11.70)	(0:17.12)	(0:11.70)	(0:11.88)	(0:12.14)	(0:12.56)	(0:13.09)	(0:12.98)	(0:12.93)
8	7	Indy Rose Warrior	1:45.75	0:25.96	65.4 (1640 - 1400)	1:45.75	1:28.98 [6]	1:17.45 [7]	1:05.51 [7]	0:53.20 [6]	0:40.54 [6]	0:27.41 [6]	0:13.99 [7]
	(8)	Charlie Bennett	22.2L (+6)	0:40.53	1400-1200 (0:11.53)	(0:16.77)	(0:11.53)	(0:11.94)	(0:12.31)	(0:12.66)	(0:13.12)	(0:13.42)	(0:13.99)
9	8	Brooklyn Daisy	1:48.95	0:25.65	64.6 (1640 - 1400)	1:48.95	1:32.54 [4]	1:20.91 [5]	1:08.92 [5]	0:56.39 [7]	0:43.53 [8]	0:30.10 [8]	0:16.15 [9]
	(9)	Ashley Butler	41.0L (+10)	0:43.52	1400-1200 (0:11.63)	(0:16.42)	(0:11.63)	(0:11.99)	(0:12.53)	(0:12.86)	(0:13.43)	(0:13.94)	(0:16.15)

Scratched: Madalsa (#6), Super Fair (#10), Blue Chip Girl (#12), Rugby (#13), Suprendre (#14), Good Philly (#15)

Report Created: Sat 13 June 2026

(Note: Races are conducted over an approximate distance as close as possible to the advertised distance, and recorded data may vary accordingly. Official times refer to race times only and do not include handicap times.)

[] Position in running at each section and finish
 TAB# Saddle cloth number
 -:--:-- No data available at this section
 NA No data available
 DNT Did not track

BAR# Barrier/Gate Position
 DNF Did not finish
 DT-W Distance travelled compared to winner in metres

Fastest split
 Fastest section

data processed by TRIPLESDATA

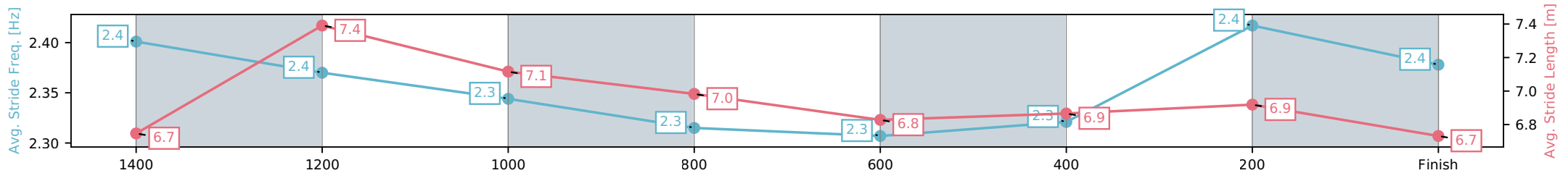
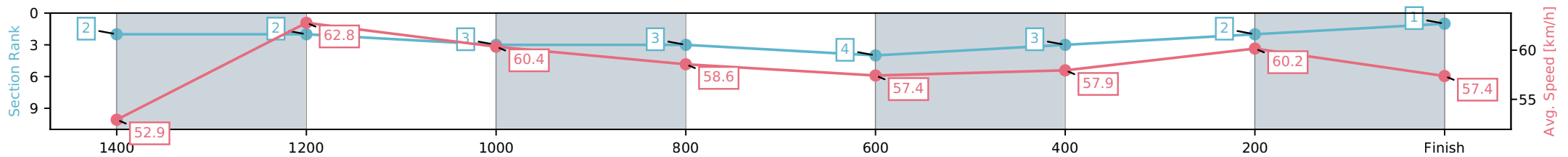
Horse/Jockey Name	Moonshine Run/Karl Zechner
Finish Rank	1
Fastest Section Time (Section)	0:11.53 (1400-1200)
Top Speed [km/h] (Section)	65.4 (1640 - 1400)
Race State	Finished



Toowoomba QLD --Professional-2026-06-13
 Race 5: BROWN FAMILY WINE GROUP BENCHMARK 65
 Handicap - 1640m
 13 June 2026 - 7:25PM
 Track Rating: Soft 6, Weather: Overcast, Rail Position: +4m Entire Circuit



Section	L1640	L1400	L1200	L1000	L800	L600	L400	L200
Section Times	1:41.98 (0:16.27)	1:25.71 [2] (0:11.53)	1:14.18 [2] (0:11.96)	1:02.22 [3] (0:12.49)	0:49.73 [3] (0:12.67)	0:37.06 [4] (0:12.51)	0:24.56 [3] (0:11.96)	0:12.59 [2] (0:12.59)
Average Speed [km/h]	52.9	62.8	60.4	58.6	57.4	57.9	60.2	57.4
Top Speed [km/h]	65.4	65.3	60.9	60.3	58.3	59.3	60.8	58.5
Avg. Dist. to Rail [m]	1.6	1.1	3.4	4.1	3.1	1.5	1.0	2.4
Avg. Stride Freq. [Hz]	2.4	2.4	2.3	2.3	2.3	2.3	2.4	2.4
Avg. Stride Length [m]	6.7	7.4	7.1	7.0	6.8	6.9	6.9	6.7



[] Ranking at each section and finish
 -:-:- No data available at this section
 NA No data available

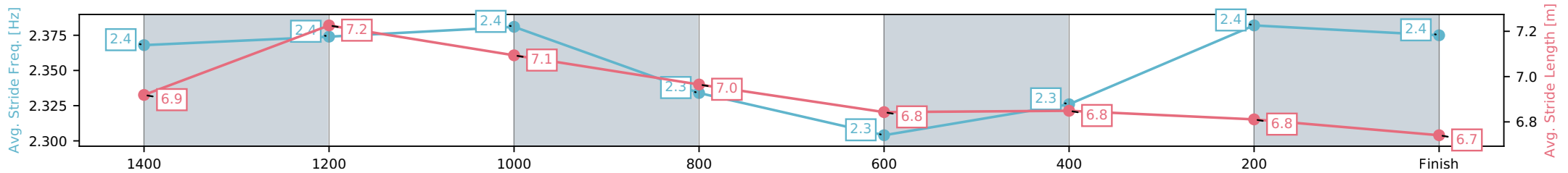
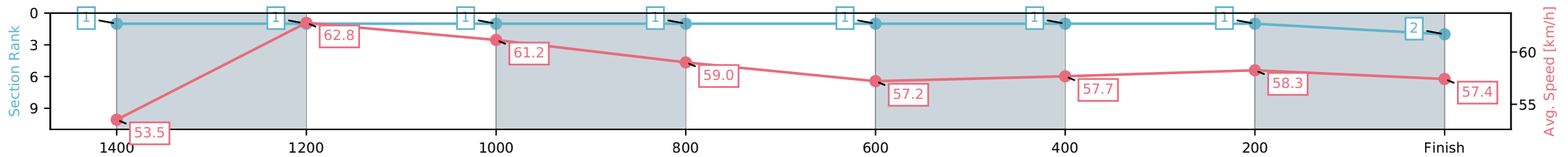
Horse/Jockey Name	Pink Vixen/Stacey Callow
Finish Rank	2
Fastest Section Time (Section)	0:11.77 (1400-1200)
Top Speed [km/h] (Section)	65.5 (1640 - 1400)
Race State	Finished



Toowoomba QLD --Professional-2026-06-13
 Race 5: BROWN FAMILY WINE GROUP BENCHMARK 65
 Handicap - 1640m
 13 June 2026 - 7:25PM
 Track Rating: Soft 6, Weather: Overcast, Rail Position: +4m Entire Circuit



Section	L1640	L1400	L1200	L1000	L800	L600	L400	L200
Section Times	1:42.00 (0:15.80)	1:26.20 [1] (0:11.77)	1:14.44 [1] (0:11.83)	1:02.60 [1] (0:12.40)	0:50.20 [1] (0:12.69)	0:37.51 [1] (0:12.50)	0:25.01 [1] (0:12.35)	0:12.66 [1] (0:12.66)
Average Speed [km/h]	53.5	62.8	61.2	59.0	57.2	57.7	58.3	57.4
Top Speed [km/h]	65.5	65.3	61.7	60.6	57.9	58.7	58.7	58.5
Avg. Dist. to Rail [m]	4.9	4.8	5.4	4.7	2.3	0.6	0.8	1.4
Avg. Stride Freq. [Hz]	2.4	2.4	2.4	2.3	2.3	2.3	2.4	2.4
Avg. Stride Length [m]	6.9	7.2	7.1	7.0	6.8	6.8	6.8	6.7



- [] Ranking at each section and finish
- :-:- No data available at this section
- NA No data available

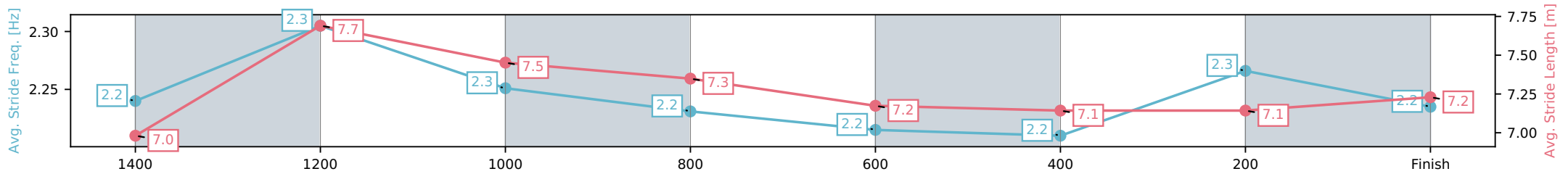
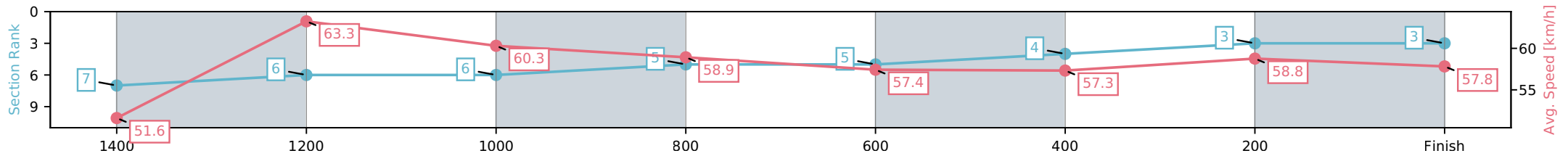
Horse/Jockey Name	Marenaro/Nozi Tomizawa
Finish Rank	3
Fastest Section Time (Section)	0:11.38 (1400-1200)
Top Speed [km/h] (Section)	65.8 (1640 - 1400)
Race State	Finished



Toowoomba QLD --Professional-2026-06-13
 Race 5: BROWN FAMILY WINE GROUP BENCHMARK 65
 Handicap - 1640m
 13 June 2026 - 7:25PM
 Track Rating: Soft 6, Weather: Overcast, Rail Position: +4m Entire Circuit



Section	L1640	L1400	L1200	L1000	L800	L600	L400	L200
Section Times	1:42.42 (0:16.80)	1:25.62 [7] (0:11.38)	1:14.24 [6] (0:11.94)	1:02.30 [6] (0:12.25)	0:50.05 [5] (0:12.60)	0:37.44 [5] (0:12.67)	0:24.77 [4] (0:12.31)	0:12.46 [3] (0:12.46)
Average Speed [km/h]	51.6	63.3	60.3	58.9	57.4	57.3	58.8	57.8
Top Speed [km/h]	65.8	65.5	61.1	60.2	58.4	58.0	59.2	58.7
Avg. Dist. to Rail [m]	2.8	0.3	0.2	0.6	1.8	1.7	1.9	1.9
Avg. Stride Freq. [Hz]	2.2	2.3	2.3	2.2	2.2	2.2	2.3	2.2
Avg. Stride Length [m]	7.0	7.7	7.5	7.3	7.2	7.1	7.1	7.2



[] Ranking at each section and finish
 -:-:- No data available at this section
 NA No data available

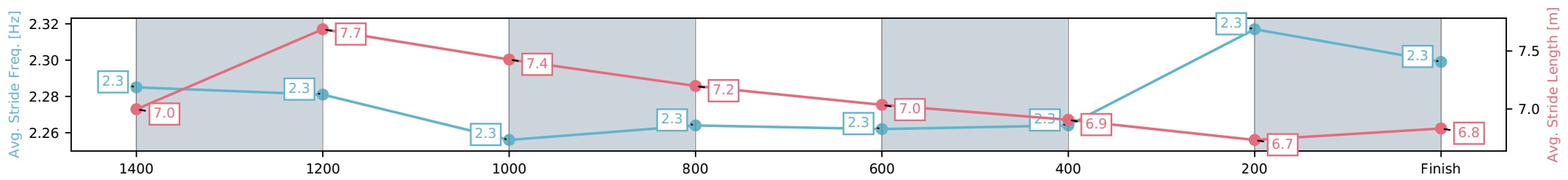
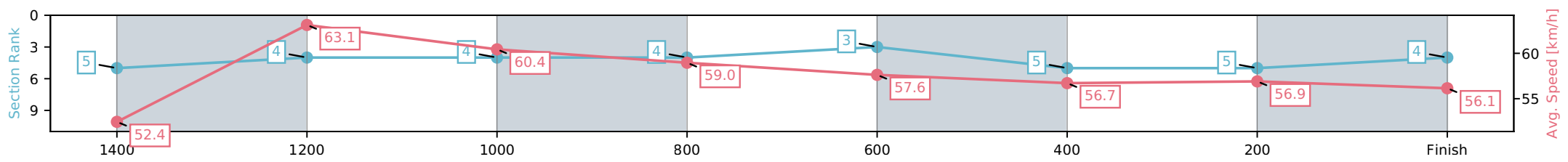
Horse/Jockey Name	Power Of Success/Damien Boche
Finish Rank	4
Fastest Section Time (Section)	0:11.51 (1400-1200)
Top Speed [km/h] (Section)	65.9 (1640 - 1400)
Race State	Finished



Toowoomba QLD --Professional-2026-06-13
 Race 5: BROWN FAMILY WINE GROUP BENCHMARK 65
 Handicap - 1640m
 13 June 2026 - 7:25PM
 Track Rating: Soft 6, Weather: Overcast, Rail Position: +4m Entire Circuit



Section	L1640	L1400	L1200	L1000	L800	L600	L400	L200
Section Times	1:43.43 (0:16.52)	1:26.91 [5] (0:11.51)	1:15.40 [4] (0:11.94)	1:03.47 [4] (0:12.34)	0:51.13 [4] (0:12.60)	0:38.54 [3] (0:12.84)	0:25.69 [5] (0:12.76)	0:12.93 [5] (0:12.93)
Average Speed [km/h]	52.4	63.1	60.4	59.0	57.6	56.7	56.9	56.1
Top Speed [km/h]	65.9	65.6	60.7	60.7	58.2	57.3	58.6	57.7
Avg. Dist. to Rail [m]	3.2	1.7	2.6	2.8	2.5	2.3	2.3	1.4
Avg. Stride Freq. [Hz]	2.3	2.3	2.3	2.3	2.3	2.3	2.3	2.3
Avg. Stride Length [m]	7.0	7.7	7.4	7.2	7.0	6.9	6.7	6.8



[] Ranking at each section and finish
 -:-:- No data available at this section
 NA No data available

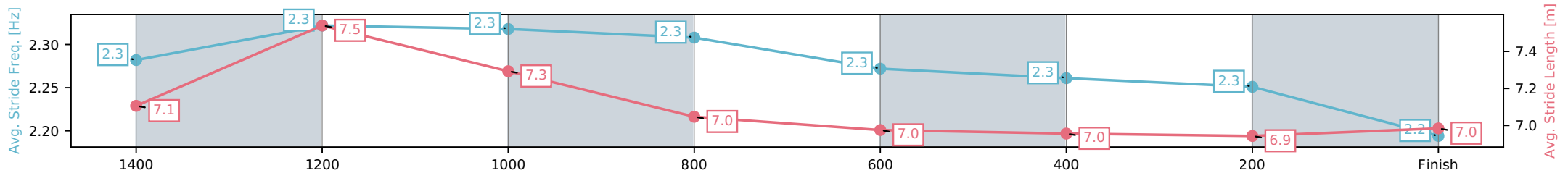
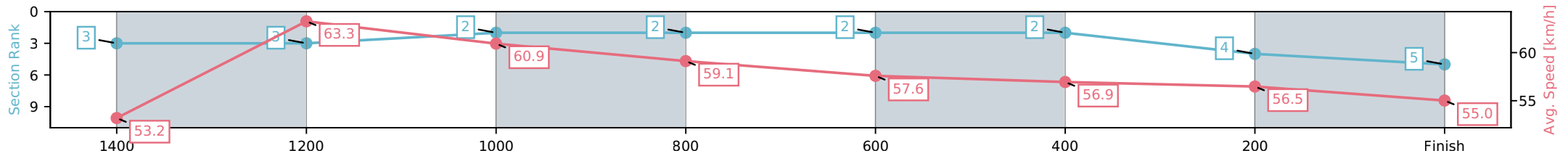
Horse/Jockey Name	Power Pack/Kenji Yoshida
Finish Rank	5
Fastest Section Time (Section)	0:11.54 (1400-1200)
Top Speed [km/h] (Section)	66.5 (1640 - 1400)
Race State	Finished



Toowoomba QLD --Professional-2026-06-13
 Race 5: BROWN FAMILY WINE GROUP BENCHMARK 65
 Handicap - 1640m
 13 June 2026 - 7:25PM
 Track Rating: Soft 6, Weather: Overcast, Rail Position: +4m Entire Circuit



Section	L1640	L1400	L1200	L1000	L800	L600	L400	L200
Section Times	1:43.47 (0:16.29)	1:27.18 [3] (0:11.54)	1:15.64 [3] (0:11.84)	1:03.80 [2] (0:12.37)	0:51.42 [2] (0:12.63)	0:38.80 [2] (0:12.74)	0:26.05 [2] (0:12.82)	0:13.23 [4] (0:13.23)
Average Speed [km/h]	53.2	63.3	60.9	59.1	57.6	56.9	56.5	55.0
Top Speed [km/h]	66.5	66.3	61.9	60.2	58.0	57.7	57.5	55.4
Avg. Dist. to Rail [m]	4.6	2.5	3.6	4.4	2.8	1.6	2.2	2.5
Avg. Stride Freq. [Hz]	2.3	2.3	2.3	2.3	2.3	2.3	2.3	2.2
Avg. Stride Length [m]	7.1	7.5	7.3	7.0	7.0	7.0	6.9	7.0



[] Ranking at each section and finish
 -:-:- No data available at this section
 NA No data available

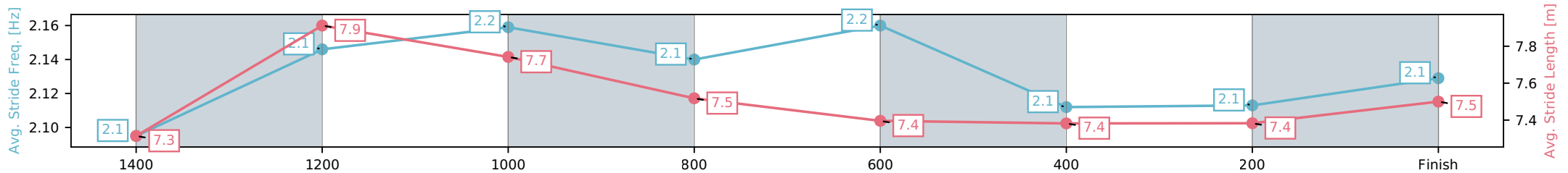
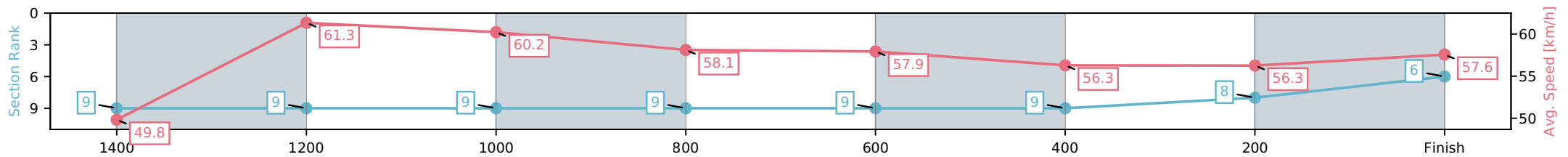
Horse/Jockey Name	Picko Rocks/Chelsea Baker
Finish Rank	6
Fastest Section Time (Section)	0:11.84 (1400-1200)
Top Speed [km/h] (Section)	62.6 (1640 - 1400)
Race State	Finished



Toowoomba QLD --Professional-2026-06-13
 Race 5: BROWN FAMILY WINE GROUP BENCHMARK 65
 Handicap - 1640m
 13 June 2026 - 7:25PM
 Track Rating: Soft 6, Weather: Overcast, Rail Position: +4m Entire Circuit



Section	L1640	L1400	L1200	L1000	L800	L600	L400	L200
Section Times	1:44.37 (0:17.24)	1:27.13 [9] (0:11.84)	1:15.30 [9] (0:11.97)	1:03.32 [9] (0:12.50)	0:50.82 [9] (0:12.52)	0:38.30 [9] (0:12.89)	0:25.41 [9] (0:12.80)	0:12.61 [8] (0:12.61)
Average Speed [km/h]	49.8	61.3	60.2	58.1	57.9	56.3	56.3	57.6
Top Speed [km/h]	62.6	62.4	60.9	59.6	58.4	57.5	57.2	58.0
Avg. Dist. to Rail [m]	3.5	1.5	2.3	2.5	2.2	1.4	0.6	0.8
Avg. Stride Freq. [Hz]	2.1	2.1	2.2	2.1	2.2	2.1	2.1	2.1
Avg. Stride Length [m]	7.3	7.9	7.7	7.5	7.4	7.4	7.4	7.5



[] Ranking at each section and finish
 -:-:- No data available at this section
 NA No data available

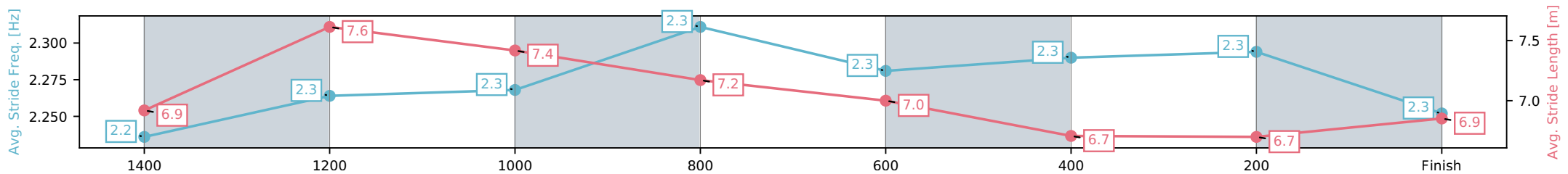
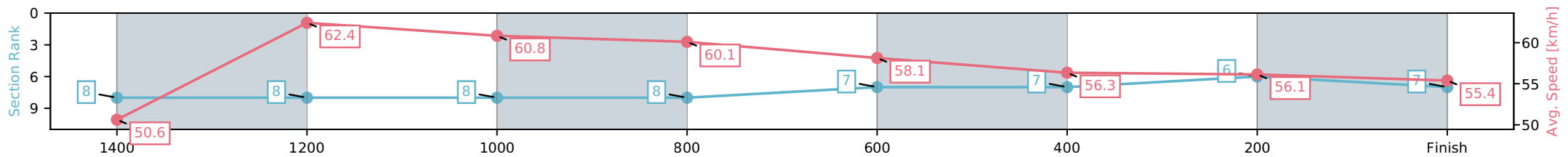
Horse/Jockey Name	Grey Northern/Tiffani Brooker
Finish Rank	7
Fastest Section Time (Section)	0:11.70 (1400-1200)
Top Speed [km/h] (Section)	65.5 (1400-1200)
Race State	Finished



Toowoomba QLD --Professional-2026-06-13
 Race 5: BROWN FAMILY WINE GROUP BENCHMARK 65
 Handicap - 1640m
 13 June 2026 - 7:25PM
 Track Rating: Soft 6, Weather: Overcast, Rail Position: +4m Entire Circuit



Section	L1640	L1400	L1200	L1000	L800	L600	L400	L200
Section Times	1:44.41 (0:17.12)	1:27.29 [8] (0:11.70)	1:15.59 [8] (0:11.88)	1:03.70 [8] (0:12.14)	0:51.57 [8] (0:12.56)	0:39.01 [7] (0:13.09)	0:25.92 [7] (0:12.98)	0:12.93 [6] (0:12.93)
Average Speed [km/h]	50.6	62.4	60.8	60.1	58.1	56.3	56.1	55.4
Top Speed [km/h]	65.2	65.5	61.2	60.9	59.8	56.9	56.7	56.3
Avg. Dist. to Rail [m]	4.6	2.7	4.3	3.5	4.0	4.6	3.3	2.4
Avg. Stride Freq. [Hz]	2.2	2.3	2.3	2.3	2.3	2.3	2.3	2.3
Avg. Stride Length [m]	6.9	7.6	7.4	7.2	7.0	6.7	6.7	6.9



- [] Ranking at each section and finish
- :-:- No data available at this section
- NA No data available

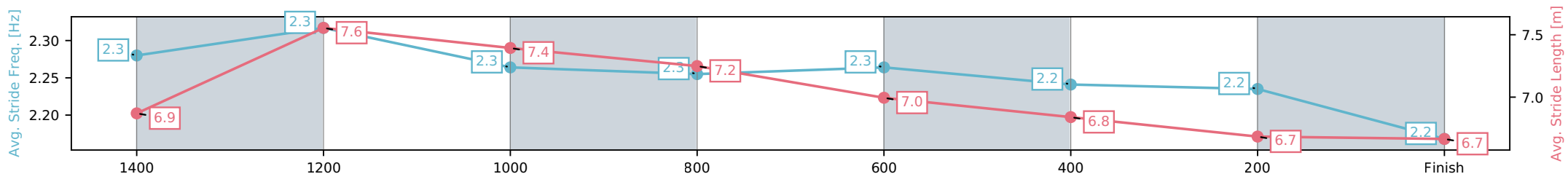
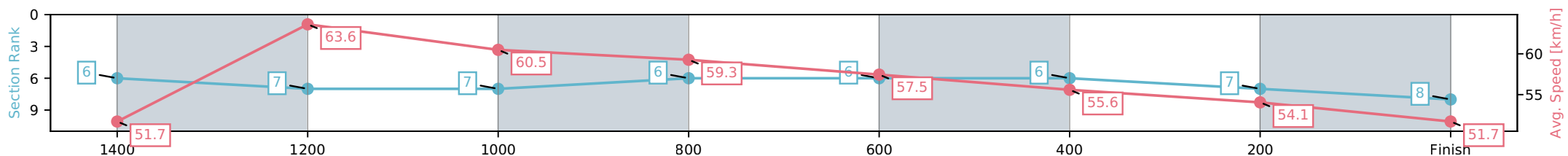
Horse/Jockey Name	Indy Rose Warrior/Charlie Bennett
Finish Rank	8
Fastest Section Time (Section)	0:11.53 (1400-1200)
Top Speed [km/h] (Section)	65.4 (1640 - 1400)
Race State	Finished



Toowoomba QLD --Professional-2026-06-13
 Race 5: BROWN FAMILY WINE GROUP BENCHMARK 65
 Handicap - 1640m
 13 June 2026 - 7:25PM
 Track Rating: Soft 6, Weather: Overcast, Rail Position: +4m Entire Circuit



Section	L1640	L1400	L1200	L1000	L800	L600	L400	L200
Section Times	1:45.75 (0:16.77)	1:28.98 [6] (0:11.53)	1:17.45 [7] (0:11.94)	1:05.51 [7] (0:12.31)	0:53.20 [6] (0:12.66)	0:40.54 [6] (0:13.12)	0:27.41 [6] (0:13.42)	0:13.99 [7] (0:13.99)
Average Speed [km/h]	51.7	63.6	60.5	59.3	57.5	55.6	54.1	51.7
Top Speed [km/h]	65.4	65.3	61.2	60.6	58.6	56.7	55.1	52.8
Avg. Dist. to Rail [m]	6.5	3.2	4.0	3.6	3.2	2.4	2.6	2.5
Avg. Stride Freq. [Hz]	2.3	2.3	2.3	2.3	2.3	2.2	2.2	2.2
Avg. Stride Length [m]	6.9	7.6	7.4	7.2	7.0	6.8	6.7	6.7



[] Ranking at each section and finish
 -:-:- No data available at this section
 NA No data available

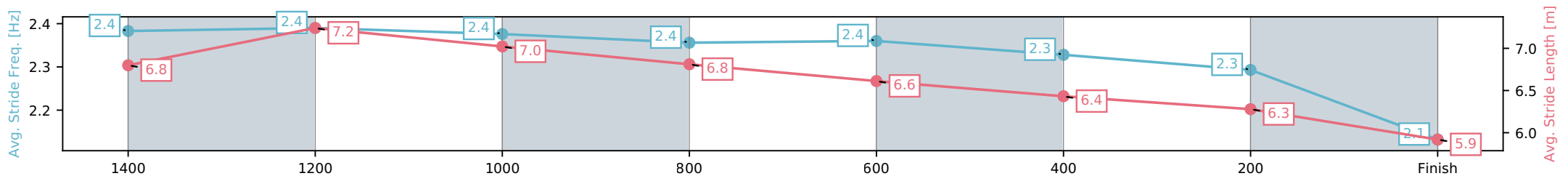
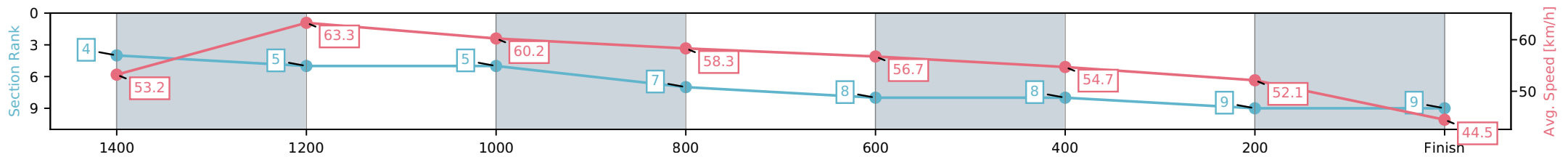
Horse/Jockey Name	Brooklyn Daisy/Ashley Butler
Finish Rank	9
Fastest Section Time (Section)	0:11.63 (1400-1200)
Top Speed [km/h] (Section)	64.6 (1640 - 1400)
Race State	Finished



Toowoomba QLD --Professional-2026-06-13
 Race 5: BROWN FAMILY WINE GROUP BENCHMARK 65
 Handicap - 1640m
 13 June 2026 - 7:25PM
 Track Rating: Soft 6, Weather: Overcast, Rail Position: +4m Entire Circuit



Section	L1640	L1400	L1200	L1000	L800	L600	L400	L200
Section Times	1:48.95 (0:16.42)	1:32.54 [4] (0:11.63)	1:20.91 [5] (0:11.99)	1:08.92 [5] (0:12.53)	0:56.39 [7] (0:12.86)	0:43.53 [8] (0:13.43)	0:30.10 [8] (0:13.94)	0:16.15 [9] (0:16.15)
Average Speed [km/h]	53.2	63.3	60.2	58.3	56.7	54.7	52.1	44.5
Top Speed [km/h]	64.6	64.4	61.0	59.3	57.9	55.8	53.1	49.2
Avg. Dist. to Rail [m]	8.4	3.9	3.5	4.1	4.2	3.9	2.9	3.0
Avg. Stride Freq. [Hz]	2.4	2.4	2.4	2.4	2.4	2.3	2.3	2.1
Avg. Stride Length [m]	6.8	7.2	7.0	6.8	6.6	6.4	6.3	5.9



[] Ranking at each section and finish
 -:-:- No data available at this section
 NA No data available



Toowoomba QLD
 Race 6: SOUTHERN CROSS SHEDS Class 1 Plate - 2020m
 13 June 2026 - 7:56PM



Track Rating: Soft 6, Weather: Overcast, Rail Position: +4m Entire Circuit

Field Times (Race Tempo) 2:09.39 (0:15.46) 1:53.93 (0:11.45) 1:42.48 (0:11.43) 1:31.04 (0:12.32) 1:18.72 (0:12.88) 1:05.84 (0:13.95) 0:51.89 (0:13.51) 0:38.37 (0:12.78)

Rank	TAB#	Horse	Overall Time	First 400m	Top Speed km/h (Section)	L2020	L1800	L1600	L1400	L1200	L1000	L800	L600
	(BAR#)	Jockey	Margin (DT-W)	Last 600m	Fastest Section (Time)	Start - 1800	1800 - 1600	1600 - 1400	1400 - 1200	1200 - 1000	1000 - 800	800 - 600	600 - 400
1	9	Haberfield	2:09.39	0:26.11	63.9 (1600-1400)	2:09.39	1:53.65 [7]	1:42.11 [6]	1:30.56 [6]	1:18.24 [6]	1:05.35 [6]	0:51.37 [6]	0:38.15 [3]
	(5)	Karl Zechner		0:38.15	1800-1600 (0:11.54)	(0:15.74)	(0:11.54)	(0:11.55)	(0:12.32)	(0:12.88)	(0:13.98)	(0:13.22)	(0:12.76)
2	11	Jorum	2:09.66	0:25.90	64.0 (2020 - 1800)	2:09.66	1:54.14 [2]	1:42.57 [2]	1:30.95 [4]	1:18.64 [4]	1:05.82 [3]	0:51.83 [4]	0:38.55 [2]
	(1)	Kenji Yoshida	1.6L (+3)	0:38.55	1800-1600 (0:11.57)	(0:15.52)	(0:11.57)	(0:11.62)	(0:12.31)	(0:12.82)	(0:13.99)	(0:13.28)	(0:12.68)
3	8	Bolero	2:10.22	0:26.61	64.2 (1600-1400)	2:10.22	1:54.18 [9]	1:42.46 [9]	1:30.95 [8]	1:18.79 [8]	1:05.89 [8]	0:51.95 [8]	0:38.64 [7]
	(7)	Olivia Kendal	4.9L (+0)	0:38.64	1600-1400 (0:11.50)	(0:16.04)	(0:11.73)	(0:11.50)	(0:12.16)	(0:12.91)	(0:13.94)	(0:13.31)	(0:12.94)
4	6	Hell To The Line	2:11.40	0:25.75	64.5 (2020 - 1800)	2:11.40	1:55.94 [1]	1:44.49 [1]	1:33.05 [1]	1:20.73 [1]	1:07.85 [1]	0:53.90 [1]	0:40.38 [1]
	(4)	Tiffani Brooker	11.9L (-1)	0:40.39	1600-1400 (0:11.43)	(0:15.46)	(0:11.45)	(0:11.43)	(0:12.32)	(0:12.88)	(0:13.95)	(0:13.51)	(0:12.98)
5	2	Gratification	2:11.99	0:26.05	64.1 (1600-1400)	2:11.99	1:56.44 [3]	1:44.76 [4]	1:33.24 [5]	1:20.93 [5]	1:08.02 [5]	0:54.03 [5]	0:40.57 [4]
	(2)	Damien Boche	15.3L (+4)	0:40.57	1600-1400 (0:11.53)	(0:15.54)	(0:11.68)	(0:11.53)	(0:12.31)	(0:12.91)	(0:14.00)	(0:13.46)	(0:13.43)
6	5	Somethin In Orange	2:12.52	0:26.06	64.4 (2020 - 1800)	2:12.52	1:56.96 [5]	1:45.31 [3]	1:33.85 [3]	1:21.58 [3]	1:08.66 [4]	0:54.71 [3]	0:41.07 [5]
	(3)	Aidan Keeley	18.4L (+2)	0:41.06	1600-1400 (0:11.46)	(0:15.56)	(0:11.65)	(0:11.46)	(0:12.27)	(0:12.92)	(0:13.94)	(0:13.64)	(0:13.10)
7	3	Heroic Beach	2:12.66	0:26.23	63.7 (1600-1400)	2:12.66	1:57.11 [4]	1:45.28 [7]	1:33.60 [7]	1:21.35 [7]	1:08.54 [7]	0:54.56 [7]	0:41.05 [8]
	(6)	Harrison Shaw	19.3L (+5)	0:41.05	1600-1400 (0:11.68)	(0:15.55)	(0:11.83)	(0:11.68)	(0:12.25)	(0:12.81)	(0:13.99)	(0:13.50)	(0:13.46)
8	7	Pellinor	2:12.70	0:26.51	63.2 (2020 - 1800)	2:12.70	1:56.97 [6]	1:45.02 [8]	1:33.37 [9]	1:21.15 [9]	1:08.34 [9]	0:54.38 [9]	0:41.02 [9]
	(8)	Charlie Bennett	19.5L (+9)	0:41.02	1600-1400 (0:11.66)	(0:15.73)	(0:11.95)	(0:11.66)	(0:12.22)	(0:12.80)	(0:13.96)	(0:13.36)	(0:13.55)
9	1	Advance To Jaffa	2:17.26	0:26.10	64.4 (1600-1400)	2:17.26	2:01.49 [8]	1:50.01 [5]	1:38.62 [2]	1:26.55 [2]	1:13.60 [2]	0:59.62 [2]	0:45.78 [6]
	(9)	Ashley Butler	46.3L (+9)	0:45.79	1600-1400 (0:11.39)	(0:15.77)	(0:11.48)	(0:11.39)	(0:12.07)	(0:12.94)	(0:13.98)	(0:13.84)	(0:14.41)

Scratched: Nitrogen (#4), I'm So Elegant (#10)

Report Created: Sat 13 June 2026

(Note: Races are conducted over an approximate distance as close as possible to the advertised distance, and recorded data may vary accordingly. Official times refer to race times only and do not include handicap times.)

[] Position in running at each section and finish
 TAB# Saddle cloth number
 --- No data available at this section
 BAR# Barrier/Gate Position
 NA No data available
 DNF Did not finish
 DNT Did not track
 DT-W Distance travelled compared to winner in metres

Fastest split
 Fastest section

data processed by TRIPLESDATA



Toowoomba QLD
 Race 6: SOUTHERN CROSS SHEDS Class 1 Plate - 2020m
 13 June 2026 - 7:56PM



Track Rating: Soft 6, Weather: Overcast, Rail Position: +4m Entire Circuit

Field Times 0:25.60 0:13.04
 (Race Tempo) (0:12.56) (0:13.04)

Rank	TAB#	Horse	Overall Time	First 400m	Top Speed km/h (Section)	L400	L200							
	(BAR#)	Jockey	Margin (DT-W)	Last 600m	Fastest Section (Time)	400 - 200	200 - Finish							
1	9	Haberfield	2:09.39	0:26.11	63.9 (1600-1400)	0:25.40 [3]	0:12.83 [2]							
	(5)	Karl Zechner		0:38.15	1800-1600 (0:11.54)	(0:12.56)	(0:12.83)							
2	11	Jorum	2:09.66	0:25.90	64.0 (2020 - 1800)	0:25.87 [1]	0:13.31 [1]							
	(1)	Kenji Yoshida	1.6L (+3)	0:38.55	1800-1600 (0:11.57)	(0:12.56)	(0:13.31)							
3	8	Bolero	2:10.22	0:26.61	64.2 (1600-1400)	0:25.70 [4]	0:12.94 [3]							
	(7)	Olivia Kendal	4.9L (+0)	0:38.64	1600-1400 (0:11.50)	(0:12.76)	(0:12.94)							
4	6	Hell To The Line	2:11.40	0:25.75	64.5 (2020 - 1800)	0:27.41 [2]	0:14.08 [4]							
	(4)	Tiffani Brooker	11.9L (-1)	0:40.39	1600-1400 (0:11.43)	(0:13.33)	(0:14.08)							
5	2	Gratification	2:11.99	0:26.05	64.1 (1600-1400)	0:27.14 [6]	0:13.75 [5]							
	(2)	Damien Boche	15.3L (+4)	0:40.57	1600-1400 (0:11.53)	(0:13.39)	(0:13.75)							
6	5	Somethin In Orange	2:12.52	0:26.06	64.4 (2020 - 1800)	0:27.97 [5]	0:14.26 [6]							
	(3)	Aidan Keeley	18.4L (+2)	0:41.06	1600-1400 (0:11.46)	(0:13.70)	(0:14.26)							
7	3	Heroic Beach	2:12.66	0:26.23	63.7 (1600-1400)	0:27.59 [7]	0:13.96 [7]							
	(6)	Harrison Shaw	19.3L (+5)	0:41.05	1600-1400 (0:11.68)	(0:13.63)	(0:13.96)							
8	7	Pellinor	2:12.70	0:26.51	63.2 (2020 - 1800)	0:27.47 [8]	0:13.82 [8]							
	(8)	Charlie Bennett	19.5L (+9)	0:41.02	1600-1400 (0:11.66)	(0:13.65)	(0:13.82)							
9	1	Advance To Jaffa	2:17.26	0:26.10	64.4 (1600-1400)	0:31.38 [9]	0:16.33 [9]							
	(9)	Ashley Butler	46.3L (+9)	0:45.79	1600-1400 (0:11.39)	(0:15.05)	(0:16.33)							

Scratched: Nitrogen (#4), I'm So Elegant (#10)

Report Created: Sat 13 June 2026

(Note: Races are conducted over an approximate distance as close as possible to the advertised distance, and recorded data may vary accordingly. Official times refer to race times only and do not include handicap times.)

- [] Position in running at each section and finish TAB# Saddle cloth number
- :-:- No data available at this section BAR# Barrier/Gate Position
- NA No data available DNF Did not finish
- DNT Did not track DT-W Distance travelled compared to winner in metres

- Fastest split
- Fastest section

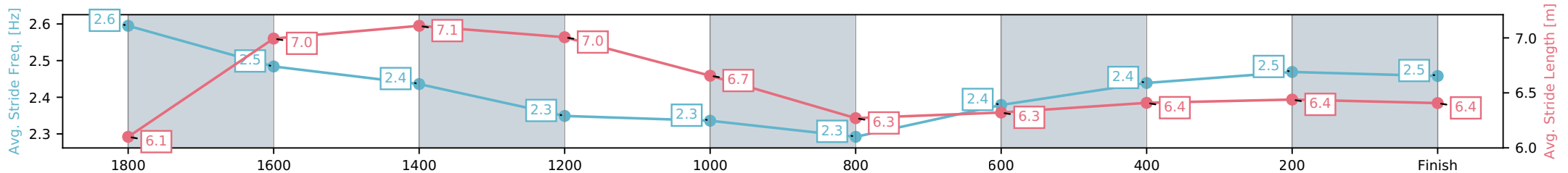
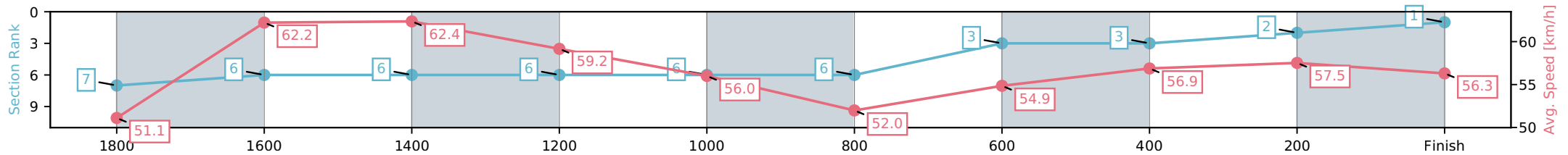
Horse/Jockey Name	Haberfield/Karl Zechner
Finish Rank	1
Fastest Section Time (Section)	0:11.54 (1800-1600)
Top Speed [km/h] (Section)	63.9 (1600-1400)
Race State	Finished



Toowoomba QLD --Professional-2026-06-13
 Race 6: SOUTHERN CROSS SHEDS Class 1 Plate - 2020m
 13 June 2026 - 7:56PM
 Track Rating: Soft 6, Weather: Overcast, Rail Position: +4m Entire Circuit



Section	L2020	L1800	L1600	L1400	L1200	L1000	L800	L600	L400	L200
Section Times	2:09.39 (0:15.74)	1:53.65 [7] (0:11.54)	1:42.11 [6] (0:11.55)	1:30.56 [6] (0:12.32)	1:18.24 [6] (0:12.88)	1:05.35 [6] (0:13.98)	0:51.37 [6] (0:13.22)	0:38.15 [3] (0:12.76)	0:25.40 [3] (0:12.56)	0:12.83 [2] (0:12.83)
Average Speed [km/h]	51.1	62.2	62.4	59.2	56.0	52.0	54.9	56.9	57.5	56.3
Top Speed [km/h]	63.8	62.9	63.9	63.0	57.9	53.6	56.5	57.8	58.0	57.3
Avg. Dist. to Rail [m]	2.7	0.6	0.8	2.2	2.9	2.7	2.1	1.6	1.5	2.5
Avg. Stride Freq. [Hz]	2.6	2.5	2.4	2.3	2.3	2.3	2.4	2.4	2.5	2.5
Avg. Stride Length [m]	6.1	7.0	7.1	7.0	6.7	6.3	6.3	6.4	6.4	6.4



[] Ranking at each section and finish
 -:-:- No data available at this section
 NA No data available

Horse/Jockey Name	Jorum/Kenji Yoshida
Finish Rank	2
Fastest Section Time (Section)	0:11.57 (1800-1600)
Top Speed [km/h] (Section)	64.0 (2020 - 1800)
Race State	Finished



Toowoomba QLD --Professional-2026-06-13

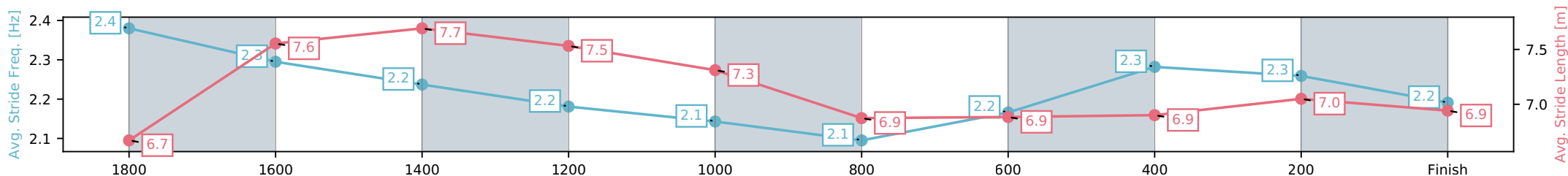
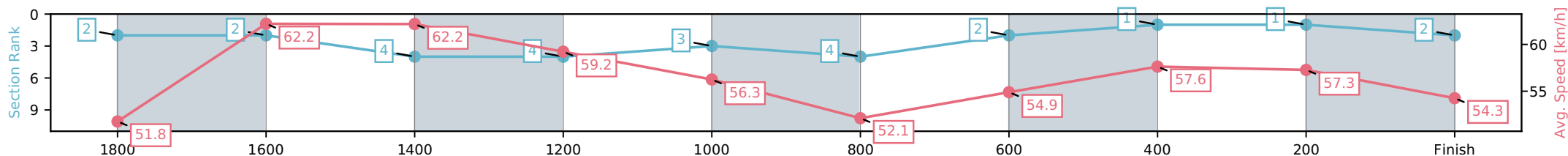
Race 6: SOUTHERN CROSS SHEDS Class 1 Plate - 2020m

13 June 2026 - 7:56PM



Track Rating: Soft 6, Weather: Overcast, Rail Position: +4m Entire Circuit

Section	L2020	L1800	L1600	L1400	L1200	L1000	L800	L600	L400	L200
Section Times	2:09.66 (0:15.52)	1:54.14 [2] (0:11.57)	1:42.57 [2] (0:11.62)	1:30.95 [4] (0:12.31)	1:18.64 [4] (0:12.82)	1:05.82 [3] (0:13.99)	0:51.83 [4] (0:13.28)	0:38.55 [2] (0:12.68)	0:25.87 [1] (0:12.56)	0:13.31 [1] (0:13.31)
Average Speed [km/h]	51.8	62.2	62.2	59.2	56.3	52.1	54.9	57.6	57.3	54.3
Top Speed [km/h]	64.0	63.1	63.7	62.3	58.8	53.9	56.3	58.2	58.0	56.2
Avg. Dist. to Rail [m]	0.5	0.4	1.4	2.2	3.1	3.4	3.9	3.0	0.4	0.2
Avg. Stride Freq. [Hz]	2.4	2.3	2.2	2.2	2.1	2.1	2.2	2.3	2.3	2.2
Avg. Stride Length [m]	6.7	7.6	7.7	7.5	7.3	6.9	6.9	6.9	7.0	6.9



- [] Ranking at each section and finish
- :-:- No data available at this section
- NA No data available

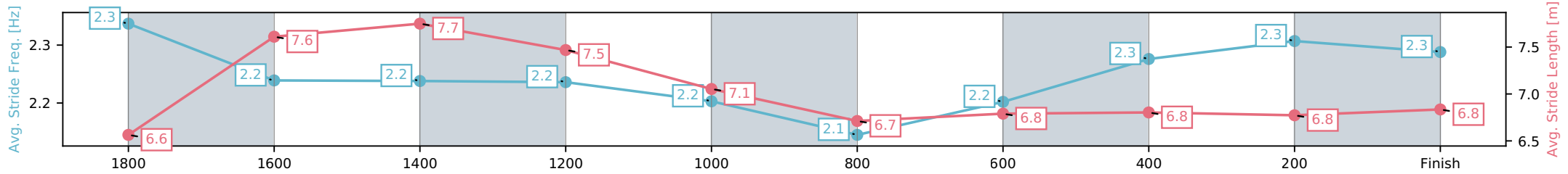
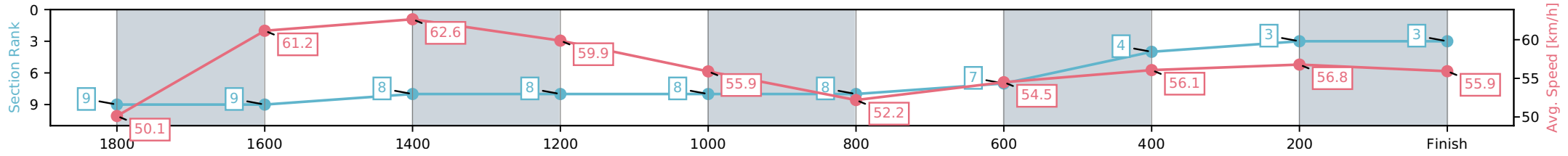
Horse/Jockey Name	Bolero/Olivia Kendal
Finish Rank	3
Fastest Section Time (Section)	0:11.50 (1600-1400)
Top Speed [km/h] (Section)	64.2 (1600-1400)
Race State	Finished



Toowoomba QLD --Professional-2026-06-13
 Race 6: SOUTHERN CROSS SHEDS Class 1 Plate - 2020m
 13 June 2026 - 7:56PM
 Track Rating: Soft 6, Weather: Overcast, Rail Position: +4m Entire Circuit



Section	L2020	L1800	L1600	L1400	L1200	L1000	L800	L600	L400	L200
Section Times	2:10.22 (0:16.04)	1:54.18 [9] (0:11.73)	1:42.46 [9] (0:11.50)	1:30.95 [8] (0:12.16)	1:18.79 [8] (0:12.91)	1:05.89 [8] (0:13.94)	0:51.95 [8] (0:13.31)	0:38.64 [7] (0:12.94)	0:25.70 [4] (0:12.76)	0:12.94 [3] (0:12.94)
Average Speed [km/h]	50.1	61.2	62.6	59.9	55.9	52.2	54.5	56.1	56.8	55.9
Top Speed [km/h]	62.4	62.4	64.2	63.6	57.4	53.8	56.5	56.8	57.3	56.7
Avg. Dist. to Rail [m]	3.5	0.7	0.8	2.0	3.2	2.9	2.4	1.5	2.6	5.8
Avg. Stride Freq. [Hz]	2.3	2.2	2.2	2.2	2.2	2.1	2.2	2.3	2.3	2.3
Avg. Stride Length [m]	6.6	7.6	7.7	7.5	7.1	6.7	6.8	6.8	6.8	6.8



[] Ranking at each section and finish
 -:-:- No data available at this section
 NA No data available

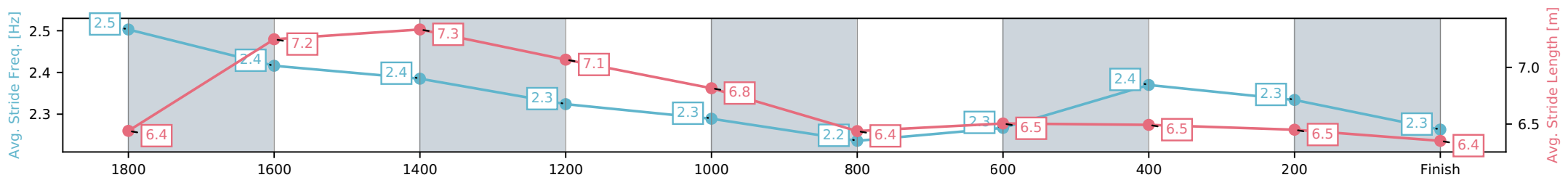
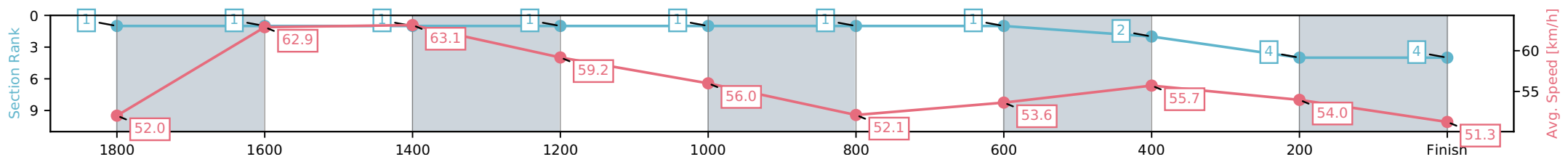
Horse/Jockey Name	Hell To The Line/Tiffani Brooker
Finish Rank	4
Fastest Section Time (Section)	0:11.43 (1600-1400)
Top Speed [km/h] (Section)	64.5 (2020 - 1800)
Race State	Finished



Toowoomba QLD --Professional-2026-06-13
 Race 6: SOUTHERN CROSS SHEDS Class 1 Plate - 2020m
 13 June 2026 - 7:56PM
 Track Rating: Soft 6, Weather: Overcast, Rail Position: +4m Entire Circuit



Section	L2020	L1800	L1600	L1400	L1200	L1000	L800	L600	L400	L200
Section Times	2:11.40 (0:15.46)	1:55.94 [1] (0:11.45)	1:44.49 [1] (0:11.43)	1:33.05 [1] (0:12.32)	1:20.73 [1] (0:12.88)	1:07.85 [1] (0:13.95)	0:53.90 [1] (0:13.51)	0:40.38 [1] (0:12.98)	0:27.41 [2] (0:13.33)	0:14.08 [4] (0:14.08)
Average Speed [km/h]	52.0	62.9	63.1	59.2	56.0	52.1	53.6	55.7	54.0	51.3
Top Speed [km/h]	64.5	63.7	64.1	62.6	57.6	53.4	54.1	56.3	54.9	53.1
Avg. Dist. to Rail [m]	1.8	0.2	1.5	2.2	2.8	2.6	2.0	0.9	0.3	0.4
Avg. Stride Freq. [Hz]	2.5	2.4	2.4	2.3	2.3	2.2	2.3	2.4	2.3	2.3
Avg. Stride Length [m]	6.4	7.2	7.3	7.1	6.8	6.4	6.5	6.5	6.5	6.4



[] Ranking at each section and finish
 -:-:- No data available at this section
 NA No data available

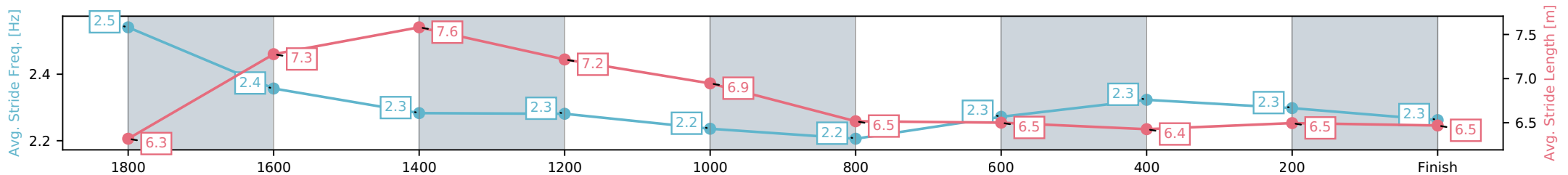
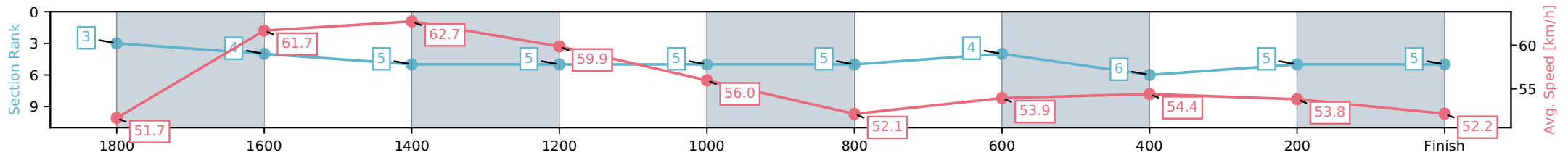
Horse/Jockey Name	Gratification/Damien Boche
Finish Rank	5
Fastest Section Time (Section)	0:11.53 (1600-1400)
Top Speed [km/h] (Section)	64.1 (1600-1400)
Race State	Finished



Toowoomba QLD --Professional-2026-06-13
 Race 6: SOUTHERN CROSS SHEDS Class 1 Plate - 2020m
 13 June 2026 - 7:56PM
 Track Rating: Soft 6, Weather: Overcast, Rail Position: +4m Entire Circuit



Section	L2020	L1800	L1600	L1400	L1200	L1000	L800	L600	L400	L200
Section Times	2:11.99 (0:15.54)	1:56.44 [3] (0:11.68)	1:44.76 [4] (0:11.53)	1:33.24 [5] (0:12.31)	1:20.93 [5] (0:12.91)	1:08.02 [5] (0:14.00)	0:54.03 [5] (0:13.46)	0:40.57 [4] (0:13.43)	0:27.14 [6] (0:13.39)	0:13.75 [5] (0:13.75)
Average Speed [km/h]	51.7	61.7	62.7	59.9	56.0	52.1	53.9	54.4	53.8	52.2
Top Speed [km/h]	63.7	62.8	64.1	62.9	57.5	53.5	55.6	55.5	54.4	54.2
Avg. Dist. to Rail [m]	0.7	0.3	1.9	4.1	4.8	4.0	2.5	2.8	0.5	0.9
Avg. Stride Freq. [Hz]	2.5	2.4	2.3	2.3	2.2	2.2	2.3	2.3	2.3	2.3
Avg. Stride Length [m]	6.3	7.3	7.6	7.2	6.9	6.5	6.5	6.4	6.5	6.5



- [] Ranking at each section and finish
- :-:- No data available at this section
- NA No data available

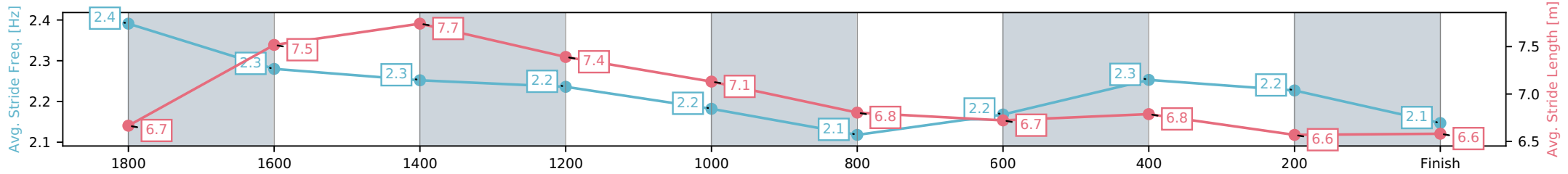
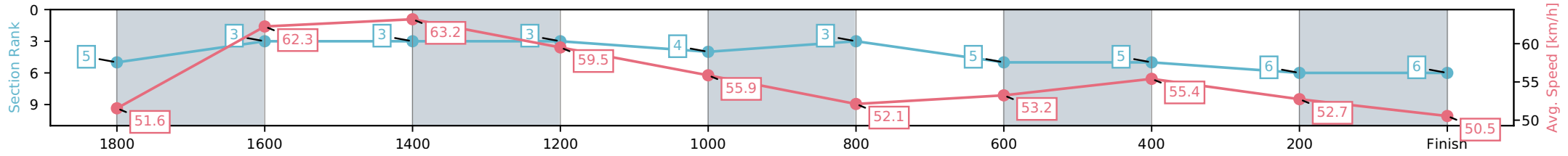
Horse/Jockey Name	Somethin In Orange/Aidan Keeley
Finish Rank	6
Fastest Section Time (Section)	0:11.46 (1600-1400)
Top Speed [km/h] (Section)	64.4 (2020 - 1800)
Race State	Finished



Toowoomba QLD --Professional-2026-06-13
 Race 6: SOUTHERN CROSS SHEDS Class 1 Plate - 2020m
 13 June 2026 - 7:56PM
 Track Rating: Soft 6, Weather: Overcast, Rail Position: +4m Entire Circuit



Section	L2020	L1800	L1600	L1400	L1200	L1000	L800	L600	L400	L200
Section Times	2:12.52 (0:15.56)	1:56.96 [5] (0:11.65)	1:45.31 [3] (0:11.46)	1:33.85 [3] (0:12.27)	1:21.58 [3] (0:12.92)	1:08.66 [4] (0:13.94)	0:54.71 [3] (0:13.64)	0:41.07 [5] (0:13.10)	0:27.97 [5] (0:13.70)	0:14.26 [6] (0:14.26)
Average Speed [km/h]	51.6	62.3	63.2	59.5	55.9	52.1	53.2	55.4	52.7	50.5
Top Speed [km/h]	64.4	63.8	64.4	63.6	57.8	53.5	54.9	56.7	54.0	52.7
Avg. Dist. to Rail [m]	1.8	1.3	2.1	2.5	3.4	2.7	3.1	1.7	1.4	1.7
Avg. Stride Freq. [Hz]	2.4	2.3	2.3	2.2	2.2	2.1	2.2	2.3	2.2	2.1
Avg. Stride Length [m]	6.7	7.5	7.7	7.4	7.1	6.8	6.7	6.8	6.6	6.6



Report Created: Sat 13 June 2026 (Note: Timing is based on positional data)

[] Ranking at each section and finish
 -:-:- No data available at this section
 NA No data available

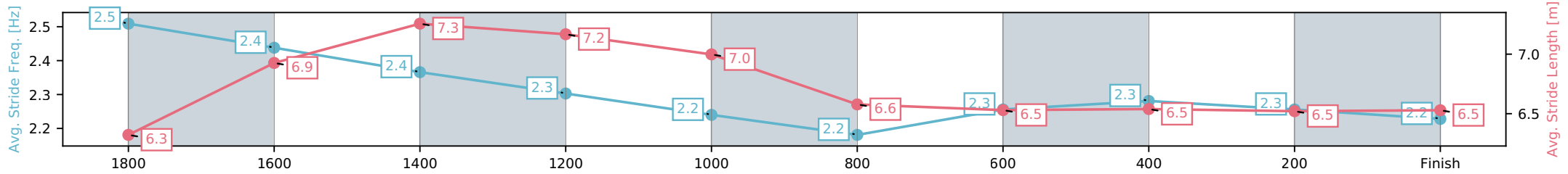
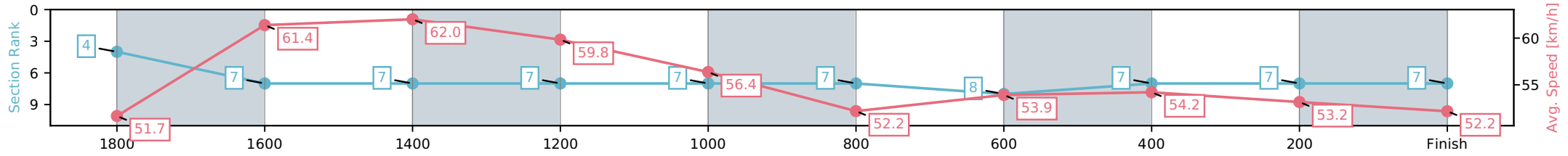
Horse/Jockey Name	Heroic Beach/Harrison Shaw
Finish Rank	7
Fastest Section Time (Section)	0:11.68 (1600-1400)
Top Speed [km/h] (Section)	63.7 (1600-1400)
Race State	Finished



Toowoomba QLD --Professional-2026-06-13
 Race 6: SOUTHERN CROSS SHEDS Class 1 Plate - 2020m
 13 June 2026 - 7:56PM
 Track Rating: Soft 6, Weather: Overcast, Rail Position: +4m Entire Circuit



Section	L2020	L1800	L1600	L1400	L1200	L1000	L800	L600	L400	L200
Section Times	2:12.66 (0:15.55)	1:57.11 [4] (0:11.83)	1:45.28 [7] (0:11.68)	1:33.60 [7] (0:12.25)	1:21.35 [7] (0:12.81)	1:08.54 [7] (0:13.99)	0:54.56 [7] (0:13.50)	0:41.05 [8] (0:13.46)	0:27.59 [7] (0:13.63)	0:13.96 [7] (0:13.96)
Average Speed [km/h]	51.7	61.4	62.0	59.8	56.4	52.2	53.9	54.2	53.2	52.2
Top Speed [km/h]	63.5	63.1	63.7	61.4	58.0	53.5	55.0	55.0	54.0	53.7
Avg. Dist. to Rail [m]	3.3	1.7	2.0	3.2	4.2	3.9	3.4	2.7	2.2	2.7
Avg. Stride Freq. [Hz]	2.5	2.4	2.4	2.3	2.2	2.2	2.3	2.3	2.3	2.2
Avg. Stride Length [m]	6.3	6.9	7.3	7.2	7.0	6.6	6.5	6.5	6.5	6.5



[] Ranking at each section and finish
 -:-:- No data available at this section
 NA No data available

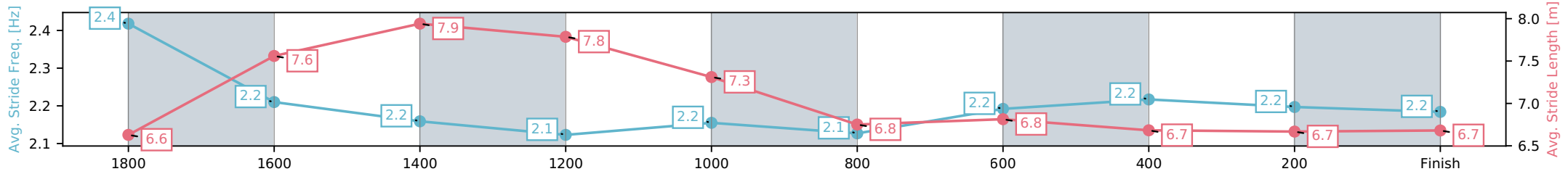
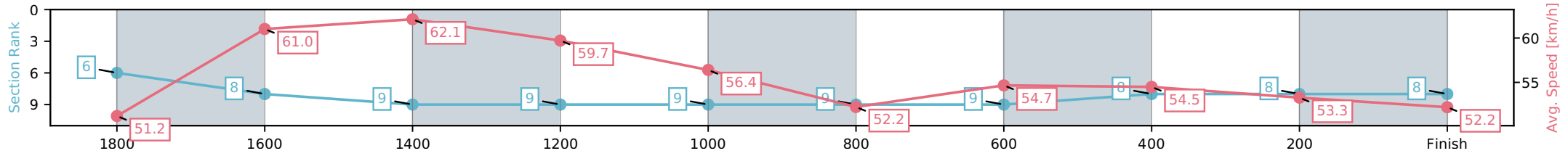
Horse/Jockey Name	Pellinor/Charlie Bennett
Finish Rank	8
Fastest Section Time (Section)	0:11.66 (1600-1400)
Top Speed [km/h] (Section)	63.2 (2020 - 1800)
Race State	Finished



Toowoomba QLD --Professional-2026-06-13
 Race 6: SOUTHERN CROSS SHEDS Class 1 Plate - 2020m
 13 June 2026 - 7:56PM
 Track Rating: Soft 6, Weather: Overcast, Rail Position: +4m Entire Circuit



Section	L2020	L1800	L1600	L1400	L1200	L1000	L800	L600	L400	L200
Section Times	2:12.70 (0:15.73)	1:56.97 [6] (0:11.95)	1:45.02 [8] (0:11.66)	1:33.37 [9] (0:12.22)	1:21.15 [9] (0:12.80)	1:08.34 [9] (0:13.96)	0:54.38 [9] (0:13.36)	0:41.02 [9] (0:13.55)	0:27.47 [8] (0:13.65)	0:13.82 [8] (0:13.82)
Average Speed [km/h]	51.2	61.0	62.1	59.7	56.4	52.2	54.7	54.5	53.3	52.2
Top Speed [km/h]	63.2	62.5	63.0	63.0	57.7	53.9	55.7	55.1	53.7	53.0
Avg. Dist. to Rail [m]	6.0	2.5	2.0	2.4	3.4	3.5	4.9	4.9	3.4	5.1
Avg. Stride Freq. [Hz]	2.4	2.2	2.2	2.1	2.2	2.1	2.2	2.2	2.2	2.2
Avg. Stride Length [m]	6.6	7.6	7.9	7.8	7.3	6.8	6.8	6.7	6.7	6.7



[] Ranking at each section and finish
 -:-:- No data available at this section
 NA No data available

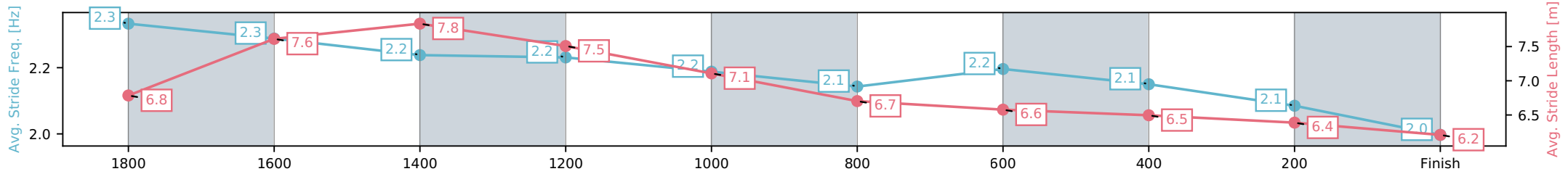
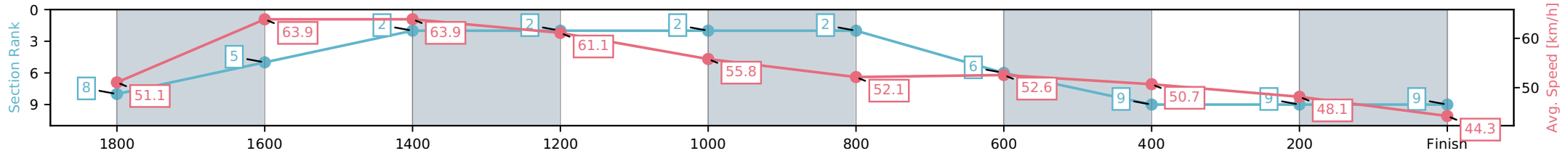
Horse/Jockey Name	Advance To Jaffa/Ashley Butler
Finish Rank	9
Fastest Section Time (Section)	0:11.39 (1600-1400)
Top Speed [km/h] (Section)	64.4 (1600-1400)
Race State	Finished



Toowoomba QLD --Professional-2026-06-13
 Race 6: SOUTHERN CROSS SHEDS Class 1 Plate - 2020m
 13 June 2026 - 7:56PM
 Track Rating: Soft 6, Weather: Overcast, Rail Position: +4m Entire Circuit



Section	L2020	L1800	L1600	L1400	L1200	L1000	L800	L600	L400	L200
Section Times	2:17.26 (0:15.77)	2:01.49 [8] (0:11.48)	1:50.01 [5] (0:11.39)	1:38.62 [2] (0:12.07)	1:26.55 [2] (0:12.94)	1:13.60 [2] (0:13.98)	0:59.62 [2] (0:13.84)	0:45.78 [6] (0:14.41)	0:31.38 [9] (0:15.05)	0:16.33 [9] (0:16.33)
Average Speed [km/h]	51.1	63.9	63.9	61.1	55.8	52.1	52.6	50.7	48.1	44.3
Top Speed [km/h]	63.4	64.2	64.4	64.2	58.5	53.6	53.3	52.0	48.9	47.3
Avg. Dist. to Rail [m]	6.7	3.3	3.9	4.4	4.4	3.7	3.3	2.8	1.9	1.6
Avg. Stride Freq. [Hz]	2.3	2.3	2.2	2.2	2.2	2.1	2.2	2.1	2.1	2.0
Avg. Stride Length [m]	6.8	7.6	7.8	7.5	7.1	6.7	6.6	6.5	6.4	6.2



[] Ranking at each section and finish
 -.-.- No data available at this section
 NA No data available



Toowoomba QLD

Race 7: TOOWOOMBA TRUCK SPARES Colts, Geldings and Entires Maiden Handicap - 1210m

13 June 2026 - 8:27PM



Track Rating: Soft 7, Weather: Overcast, Rail Position: +4m Entire Circuit

Field Times (Race Tempo) 1:16.38 1:01.88 0:50.13 0:37.87 0:25.20 0:12.63
 (0:14.50) (0:11.75) (0:12.26) (0:12.67) (0:12.56) (0:12.63)

Rank	TAB#	Horse	Overall Time	First 400m	Top Speed km/h (Section)	L1210	L1000	L800	L600	L400	L200		
	(BAR#)	Jockey	Margin (DT-W)	Last 600m	Fastest Section (Time)	Start - 1000	1000 - 800	800 - 600	600 - 400	400 - 200	200 - Finish		
1	14	Love To Be Proud	1:16.38	0:26.41	63.5 (1000-800)	1:16.38	1:01.42 [9]	0:49.41 [10]	0:36.96 [9]	0:24.68 [5]	0:12.50 [2]		
	(11)	Kenji Yoshida		0:36.96	1000-800 (0:12.01)	(0:14.96)	(0:12.01)	(0:12.45)	(0:12.28)	(0:12.18)	(0:12.50)		
2	9	Bombus	1:16.53	0:25.67	64.3 (1210 - 1000)	1:16.53	1:02.03 [1]	0:50.28 [1]	0:37.96 [2]	0:25.35 [1]	0:12.78 [1]		
	(2)	Damien Boche	0.9L (-8)	0:37.95	1000-800 (0:11.75)	(0:14.50)	(0:11.75)	(0:12.32)	(0:12.61)	(0:12.56)	(0:12.78)		
3	7	Redcloud	1:17.20	0:25.83	64.7 (1000-800)	1:17.20	1:02.59 [2]	0:50.79 [2]	0:38.40 [3]	0:25.70 [3]	0:13.05 [3]		
	(5)	Nozi Tomizawa	4.8L (-5)	0:38.40	1000-800 (0:11.80)	(0:14.61)	(0:11.80)	(0:12.39)	(0:12.70)	(0:12.65)	(0:13.05)		
4	11	Colinton	1:17.38	0:26.35	63.6 (1210 - 1000)	1:17.38	1:02.35 [10]	0:50.48 [9]	0:37.92 [10]	0:25.55 [7]	0:12.86 [6]		
	(3)	Aidan Keeley	5.9L (-2)	0:37.93	1000-800 (0:11.88)	(0:15.03)	(0:11.88)	(0:12.56)	(0:12.37)	(0:12.70)	(0:12.86)		
5	4	And I Am	1:17.50	0:26.10	64.6 (1000-800)	1:17.50	1:02.59 [8]	0:50.81 [7]	0:38.26 [7]	0:25.62 [8]	0:13.00 [5]		
	(6)	Harrison Shaw	6.6L (-4)	0:38.26	1000-800 (0:11.79)	(0:14.91)	(0:11.79)	(0:12.55)	(0:12.64)	(0:12.62)	(0:13.00)		
6	1	Painted Dancer	1:17.64	0:26.24	65.3 (1000-800)	1:17.64	1:02.80 [6]	0:50.82 [8]	0:38.24 [8]	0:25.55 [10]	0:12.62 [8]		
	(10)	Les Tilley	7.4L (-4)	0:38.24	1000-800 (0:11.97)	(0:14.84)	(0:11.97)	(0:12.58)	(0:12.69)	(0:12.93)	(0:12.62)		
7	3	Outages	1:18.03	0:26.01	64.1 (1000-800)	1:18.03	1:03.14 [7]	0:51.44 [5]	0:39.00 [4]	0:26.41 [4]	0:13.56 [4]		
	(1)	Georgina Cartwright	9.8L (-4)	0:39.00	1000-800 (0:11.69)	(0:14.89)	(0:11.69)	(0:12.44)	(0:12.60)	(0:12.84)	(0:13.56)		
8	10	Better Go Torque	1:18.54	0:26.88	61.8 (1000-800)	1:18.54	1:03.02 [11]	0:51.11 [11]	0:38.81 [11]	0:26.21 [11]	0:13.24 [10]		
	(7)	Charlie Bennett	12.7L (-10)	0:38.80	1000-800 (0:11.91)	(0:15.52)	(0:11.91)	(0:12.30)	(0:12.60)	(0:12.96)	(0:13.24)		
9	6	Royal Drama	1:18.74	0:25.97	63.5 (1000-800)	1:18.74	1:04.03 [4]	0:52.18 [4]	0:39.62 [6]	0:26.83 [9]	0:13.60 [9]		
	(4)	Chloe Lowe	13.9L (-9)	0:39.61	1000-800 (0:11.85)	(0:14.71)	(0:11.85)	(0:12.57)	(0:12.78)	(0:13.23)	(0:13.60)		
10	13	Call Sign	1:19.16	0:25.97	64.2 (1210 - 1000)	1:19.16	1:04.41 [5]	0:52.61 [3]	0:40.65 [1]	0:27.86 [2]	0:14.33 [7]		
	(9)	Olivia Kendal	16.4L (-7)	0:40.66	1000-800 (0:11.79)	(0:14.75)	(0:11.79)	(0:11.96)	(0:12.80)	(0:13.53)	(0:14.33)		

Scratched: La Profecia (#5), Successismagic (#8), Starward (#12)

Report Created: Sat 13 June 2026

(Note: Races are conducted over an approximate distance as close as possible to the advertised distance, and recorded data may vary accordingly. Official times refer to race times only and do not include handicap times.)

[] Position in running at each section and finish TAB# Saddle cloth number

Fastest split

-:-:- No data available at this section

BAR# Barrier/Gate Position

Fastest section

NA No data available

DNF Did not finish

DNT Did not track

DT-W Distance travelled compared to winner in metres

Horse/Jockey Name	Love To Be Proud/Kenji Yoshida
Finish Rank	1
Fastest Section Time (Section)	0:12.01 (1000-800)
Top Speed [km/h] (Section)	63.5 (1000-800)
Race State	Finished



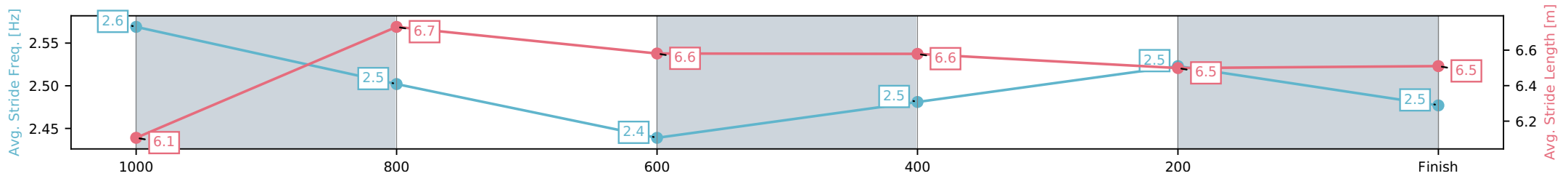
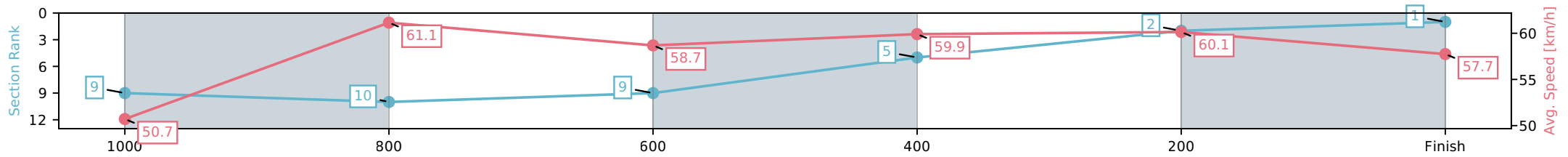
Toowoomba QLD --Professional-2026-06-13
 Race 7: TOOWOOMBA TRUCK SPARES Colts, Geldings and
 Entires Maiden Handicap - 1210m



13 June 2026 - 8:27PM

Track Rating: Soft 7, Weather: Overcast, Rail Position: +4m Entire
 Circuit

Section	L1210	L1000	L800	L600	L400	L200
Section Times	1:16.38 (0:14.96)	1:01.42 [9] (0:12.01)	0:49.41 [10] (0:12.45)	0:36.96 [9] (0:12.28)	0:24.68 [5] (0:12.18)	0:12.50 [2] (0:12.50)
Average Speed [km/h]	50.7	61.1	58.7	59.9	60.1	57.7
Top Speed [km/h]	63.5	63.5	59.3	60.9	60.6	60.1
Avg. Dist. to Rail [m]	12.0	6.0	4.1	4.2	4.1	3.6
Avg. Stride Freq. [Hz]	2.6	2.5	2.4	2.5	2.5	2.5
Avg. Stride Length [m]	6.1	6.7	6.6	6.6	6.5	6.5



- [] Ranking at each section and finish
- :-:- No data available at this section
- NA No data available

Horse/Jockey Name	Bombus/Damien Boche
Finish Rank	2
Fastest Section Time (Section)	0:11.75 (1000-800)
Top Speed [km/h] (Section)	64.3 (1210 - 1000)
Race State	Finished



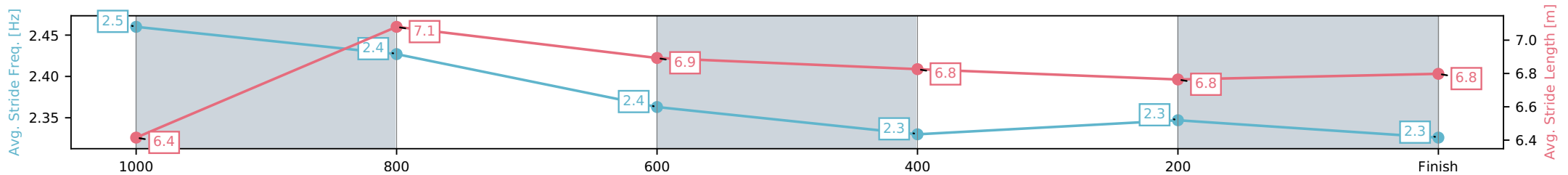
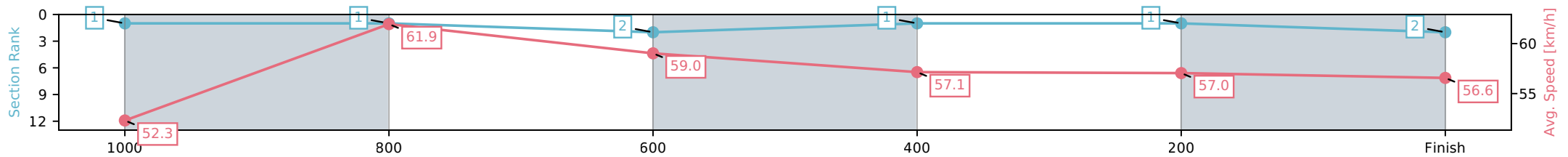
Toowoomba QLD --Professional-2026-06-13
 Race 7: TOOWOOMBA TRUCK SPARES Colts, Geldings and
 Entire Maiden Handicap - 1210m



13 June 2026 - 8:27PM

Track Rating: Soft 7, Weather: Overcast, Rail Position: +4m Entire
 Circuit

Section	L1210	L1000	L800	L600	L400	L200
Section Times	1:16.53 (0:14.50)	1:02.03 [1] (0:11.75)	0:50.28 [1] (0:12.32)	0:37.96 [2] (0:12.61)	0:25.35 [1] (0:12.56)	0:12.78 [1] (0:12.78)
Average Speed [km/h]	52.3	61.9	59.0	57.1	57.0	56.6
Top Speed [km/h]	64.3	64.0	59.8	58.3	58.2	57.9
Avg. Dist. to Rail [m]	4.7	3.2	2.5	1.0	0.9	1.1
Avg. Stride Freq. [Hz]	2.5	2.4	2.4	2.3	2.3	2.3
Avg. Stride Length [m]	6.4	7.1	6.9	6.8	6.8	6.8



- [] Ranking at each section and finish
- :-:- No data available at this section
- NA No data available

Horse/Jockey Name	Redcloud/Nozi Tomizawa
Finish Rank	3
Fastest Section Time (Section)	0:11.80 (1000-800)
Top Speed [km/h] (Section)	64.7 (1000-800)
Race State	Finished



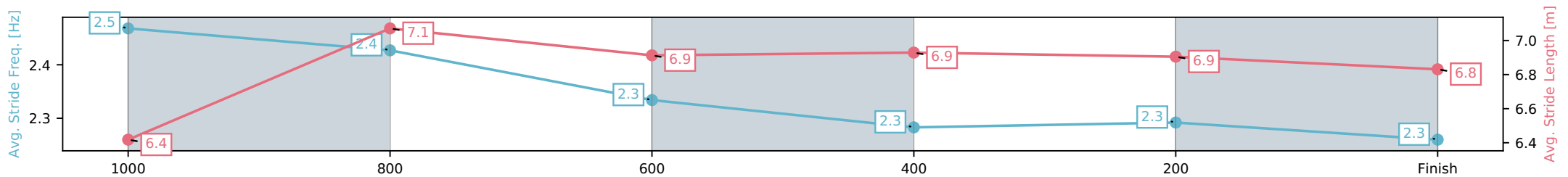
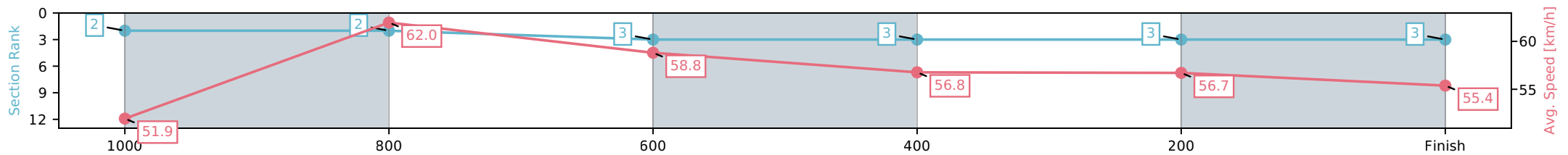
Toowoomba QLD --Professional-2026-06-13
 Race 7: TOOWOOMBA TRUCK SPARES Colts, Geldings and
 Entires Maiden Handicap - 1210m



13 June 2026 - 8:27PM

Track Rating: Soft 7, Weather: Overcast, Rail Position: +4m Entire
 Circuit

Section	L1210	L1000	L800	L600	L400	L200
Section Times	1:17.20 (0:14.61)	1:02.59 [2] (0:11.80)	0:50.79 [2] (0:12.39)	0:38.40 [3] (0:12.70)	0:25.70 [3] (0:12.65)	0:13.05 [3] (0:13.05)
Average Speed [km/h]	51.9	62.0	58.8	56.8	56.7	55.4
Top Speed [km/h]	64.5	64.7	59.5	58.6	57.5	56.0
Avg. Dist. to Rail [m]	6.9	4.6	3.3	1.0	1.0	1.9
Avg. Stride Freq. [Hz]	2.5	2.4	2.3	2.3	2.3	2.3
Avg. Stride Length [m]	6.4	7.1	6.9	6.9	6.9	6.8



- [] Ranking at each section and finish
- :-:- No data available at this section
- NA No data available

Horse/Jockey Name	Colinton/Aidan Keeley
Finish Rank	4
Fastest Section Time (Section)	0:11.88 (1000-800)
Top Speed [km/h] (Section)	63.6 (1210 - 1000)
Race State	Finished



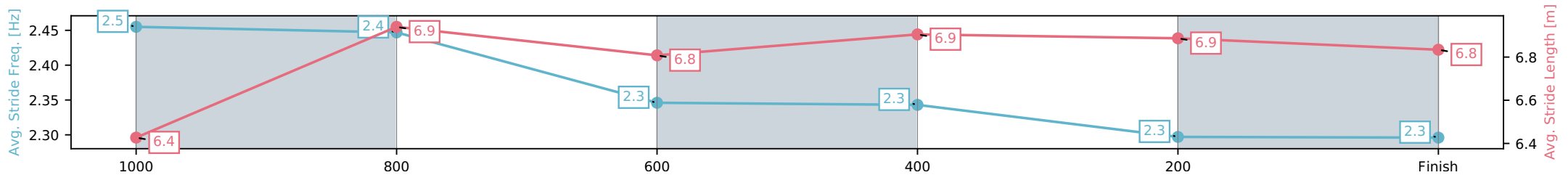
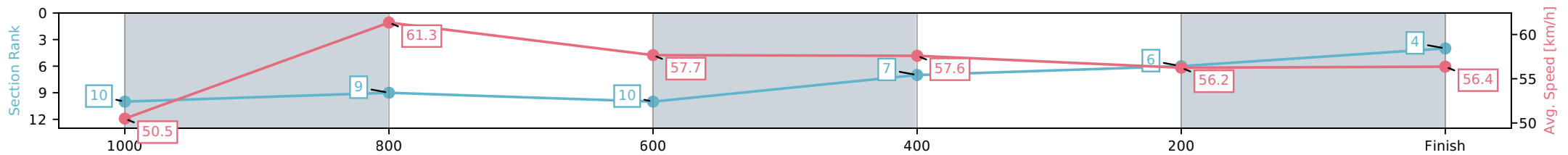
Toowoomba QLD --Professional-2026-06-13
 Race 7: TOOWOOMBA TRUCK SPARES Colts, Geldings and
 Entires Maiden Handicap - 1210m



13 June 2026 - 8:27PM

Track Rating: Soft 7, Weather: Overcast, Rail Position: +4m Entire
 Circuit

Section	L1210	L1000	L800	L600	L400	L200
Section Times	1:17.38 (0:15.03)	1:02.35 [10] (0:11.88)	0:50.48 [9] (0:12.56)	0:37.92 [10] (0:12.37)	0:25.55 [7] (0:12.70)	0:12.86 [6] (0:12.86)
Average Speed [km/h]	50.5	61.3	57.7	57.6	56.2	56.4
Top Speed [km/h]	63.6	63.5	60.1	58.4	57.1	57.2
Avg. Dist. to Rail [m]	5.1	3.4	1.4	2.0	1.7	0.7
Avg. Stride Freq. [Hz]	2.5	2.4	2.3	2.3	2.3	2.3
Avg. Stride Length [m]	6.4	6.9	6.8	6.9	6.9	6.8



- [] Ranking at each section and finish
- :-:- No data available at this section
- NA No data available

Horse/Jockey Name	And I Am/Harrison Shaw
Finish Rank	5
Fastest Section Time (Section)	0:11.79 (1000-800)
Top Speed [km/h] (Section)	64.6 (1000-800)
Race State	Finished



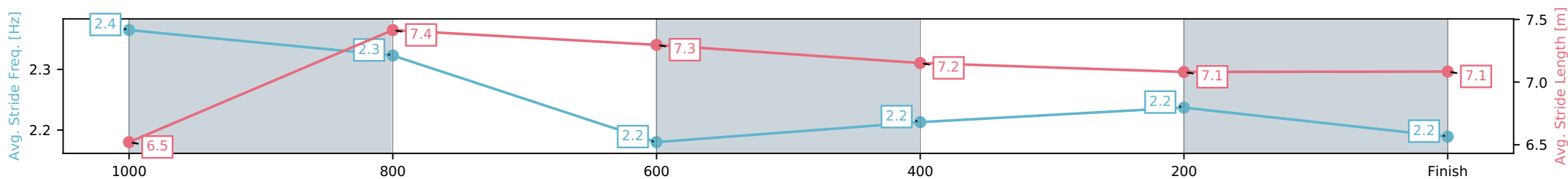
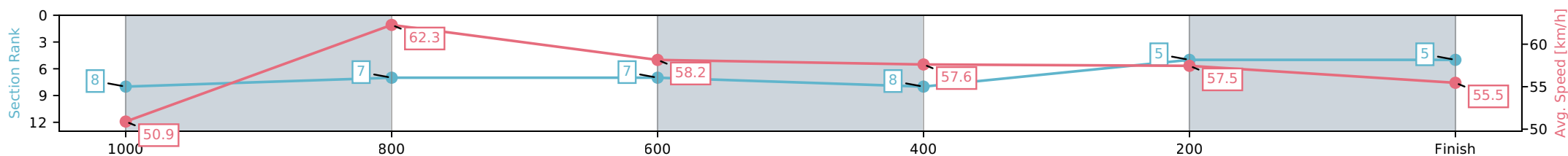
Toowoomba QLD --Professional-2026-06-13
 Race 7: TOOWOOMBA TRUCK SPARES Colts, Geldings and
 Entires Maiden Handicap - 1210m



13 June 2026 - 8:27PM

Track Rating: Soft 7, Weather: Overcast, Rail Position: +4m Entire
 Circuit

Section	L1210	L1000	L800	L600	L400	L200
Section Times	1:17.50 (0:14.91)	1:02.59 [8] (0:11.79)	0:50.81 [7] (0:12.55)	0:38.26 [7] (0:12.64)	0:25.62 [8] (0:12.62)	0:13.00 [5] (0:13.00)
Average Speed [km/h]	50.9	62.3	58.2	57.6	57.5	55.5
Top Speed [km/h]	64.5	64.6	59.3	58.8	58.0	56.8
Avg. Dist. to Rail [m]	7.5	5.4	3.8	2.3	2.0	3.9
Avg. Stride Freq. [Hz]	2.4	2.3	2.2	2.2	2.2	2.2
Avg. Stride Length [m]	6.5	7.4	7.3	7.2	7.1	7.1



- [] Ranking at each section and finish
- :-:- No data available at this section
- NA No data available

Horse/Jockey Name	Painted Dancer/Les Tilley
Finish Rank	6
Fastest Section Time (Section)	0:11.97 (1000-800)
Top Speed [km/h] (Section)	65.3 (1000-800)
Race State	Finished



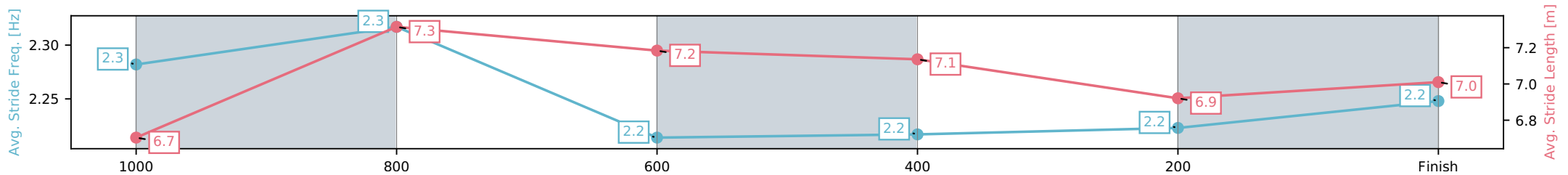
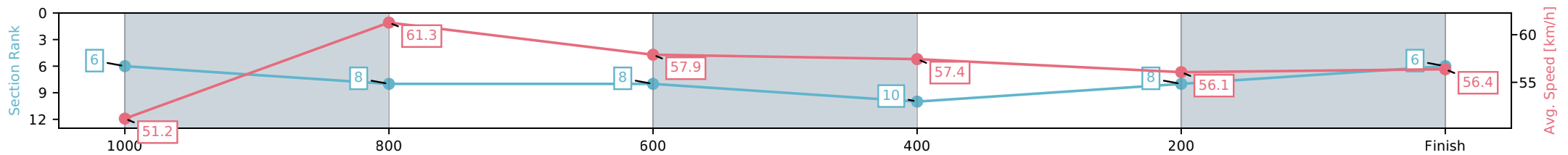
Toowoomba QLD --Professional-2026-06-13
 Race 7: TOOWOOMBA TRUCK SPARES Colts, Geldings and
 Entires Maiden Handicap - 1210m



13 June 2026 - 8:27PM

Track Rating: Soft 7, Weather: Overcast, Rail Position: +4m Entire
 Circuit

Section	L1210	L1000	L800	L600	L400	L200
Section Times	1:17.64 (0:14.84)	1:02.80 [6] (0:11.97)	0:50.82 [8] (0:12.58)	0:38.24 [8] (0:12.69)	0:25.55 [10] (0:12.93)	0:12.62 [8] (0:12.62)
Average Speed [km/h]	51.2	61.3	57.9	57.4	56.1	56.4
Top Speed [km/h]	64.6	65.3	59.3	59.2	58.5	58.4
Avg. Dist. to Rail [m]	10.6	5.6	3.4	2.5	1.8	4.9
Avg. Stride Freq. [Hz]	2.3	2.3	2.2	2.2	2.2	2.2
Avg. Stride Length [m]	6.7	7.3	7.2	7.1	6.9	7.0



- [] Ranking at each section and finish
- :-:- No data available at this section
- NA No data available

Horse/Jockey Name	Outages/Georgina Cartwright
Finish Rank	7
Fastest Section Time (Section)	0:11.69 (1000-800)
Top Speed [km/h] (Section)	64.1 (1000-800)
Race State	Finished



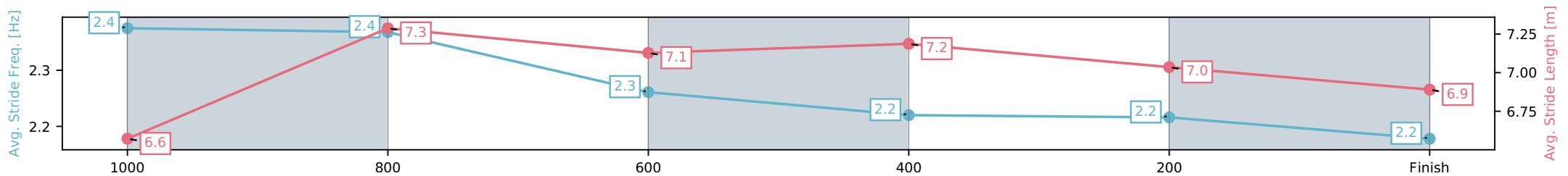
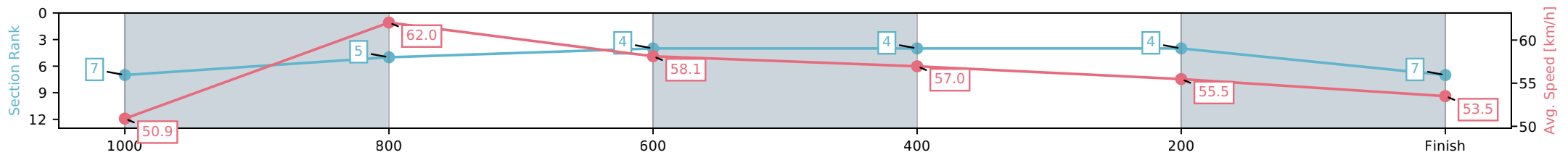
Toowoomba QLD --Professional-2026-06-13
 Race 7: TOOWOOMBA TRUCK SPARES Colts, Geldings and
 Entires Maiden Handicap - 1210m



13 June 2026 - 8:27PM

Track Rating: Soft 7, Weather: Overcast, Rail Position: +4m Entire
 Circuit

Section	L1210	L1000	L800	L600	L400	L200
Section Times	1:18.03 (0:14.89)	1:03.14 [7] (0:11.69)	0:51.44 [5] (0:12.44)	0:39.00 [4] (0:12.60)	0:26.41 [4] (0:12.84)	0:13.56 [4] (0:13.56)
Average Speed [km/h]	50.9	62.0	58.1	57.0	55.5	53.5
Top Speed [km/h]	63.8	64.1	59.8	58.5	55.9	55.5
Avg. Dist. to Rail [m]	3.7	2.2	1.4	1.2	2.4	0.5
Avg. Stride Freq. [Hz]	2.4	2.4	2.3	2.2	2.2	2.2
Avg. Stride Length [m]	6.6	7.3	7.1	7.2	7.0	6.9



- [] Ranking at each section and finish
- :-:- No data available at this section
- NA No data available

Horse/Jockey Name	Better Go Torque/Charlie Bennett
Finish Rank	8
Fastest Section Time (Section)	0:11.91 (1000-800)
Top Speed [km/h] (Section)	61.8 (1000-800)
Race State	Finished



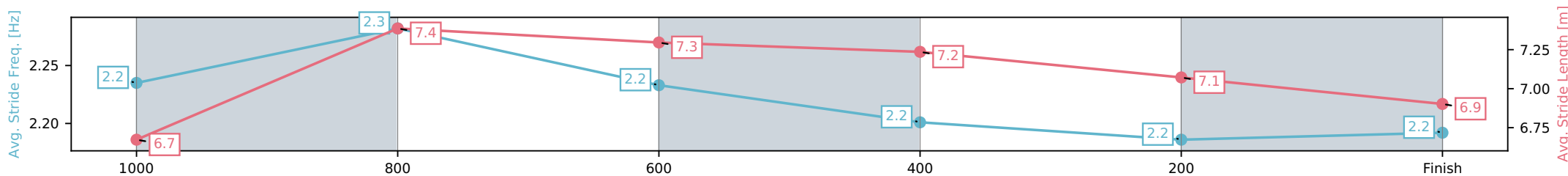
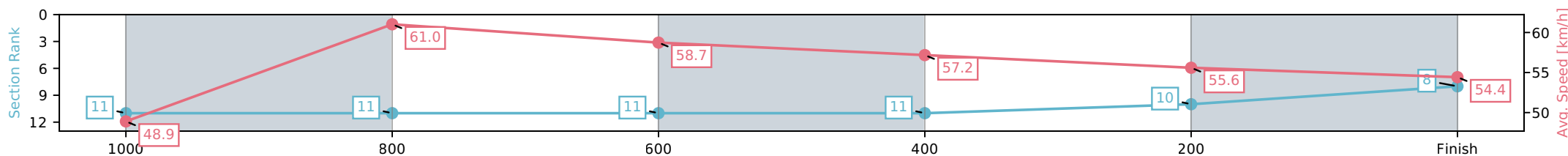
Toowoomba QLD --Professional-2026-06-13
 Race 7: TOOWOOMBA TRUCK SPARES Colts, Geldings and
 Entires Maiden Handicap - 1210m



13 June 2026 - 8:27PM

Track Rating: Soft 7, Weather: Overcast, Rail Position: +4m Entire
 Circuit

Section	L1210	L1000	L800	L600	L400	L200
Section Times	1:18.54 (0:15.52)	1:03.02 [11] (0:11.91)	0:51.11 [11] (0:12.30)	0:38.81 [11] (0:12.60)	0:26.21 [11] (0:12.96)	0:13.24 [10] (0:13.24)
Average Speed [km/h]	48.9	61.0	58.7	57.2	55.6	54.4
Top Speed [km/h]	61.6	61.8	60.2	58.9	56.8	54.8
Avg. Dist. to Rail [m]	8.3	2.7	1.0	0.4	0.6	4.3
Avg. Stride Freq. [Hz]	2.2	2.3	2.2	2.2	2.2	2.2
Avg. Stride Length [m]	6.7	7.4	7.3	7.2	7.1	6.9



- [] Ranking at each section and finish
- :-:- No data available at this section
- NA No data available

Horse/Jockey Name	Royal Drama/Chloe Lowe
Finish Rank	9
Fastest Section Time (Section)	0:11.85 (1000-800)
Top Speed [km/h] (Section)	63.5 (1000-800)
Race State	Finished



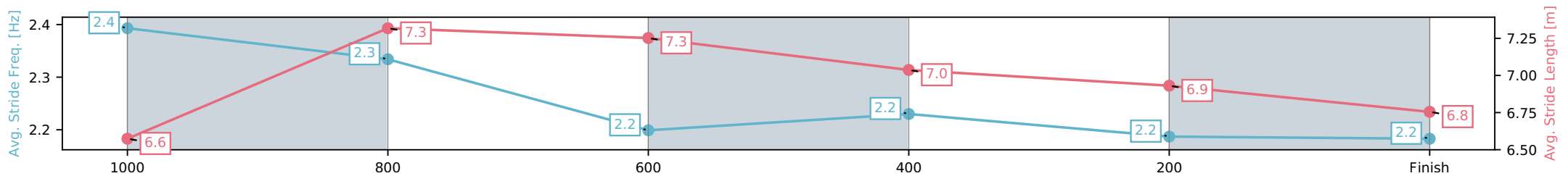
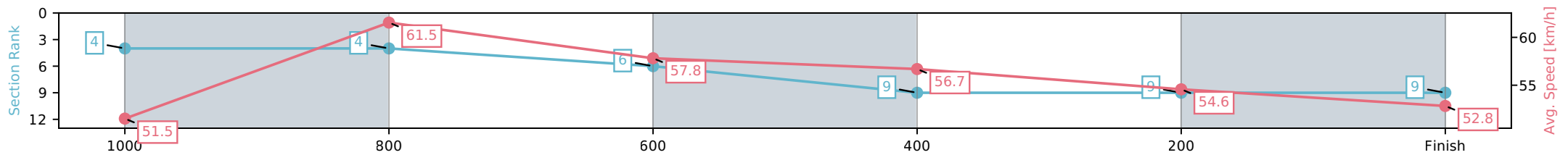
Toowoomba QLD --Professional-2026-06-13
 Race 7: TOOWOOMBA TRUCK SPARES Colts, Geldings and
 Entires Maiden Handicap - 1210m



13 June 2026 - 8:27PM

Track Rating: Soft 7, Weather: Overcast, Rail Position: +4m Entire
 Circuit

Section	L1210	L1000	L800	L600	L400	L200
Section Times	1:18.74 (0:14.71)	1:04.03 [4] (0:11.85)	0:52.18 [4] (0:12.57)	0:39.62 [6] (0:12.78)	0:26.83 [9] (0:13.23)	0:13.60 [9] (0:13.60)
Average Speed [km/h]	51.5	61.5	57.8	56.7	54.6	52.8
Top Speed [km/h]	63.5	63.5	58.8	57.9	55.1	53.5
Avg. Dist. to Rail [m]	5.1	3.4	2.7	1.3	1.2	4.4
Avg. Stride Freq. [Hz]	2.4	2.3	2.2	2.2	2.2	2.2
Avg. Stride Length [m]	6.6	7.3	7.3	7.0	6.9	6.8



[] Ranking at each section and finish
 -:-:- No data available at this section
 NA No data available

Horse/Jockey Name	Call Sign/Olivia Kendal
Finish Rank	10
Fastest Section Time (Section)	0:11.79 (1000-800)
Top Speed [km/h] (Section)	64.2 (1210 - 1000)
Race State	Finished



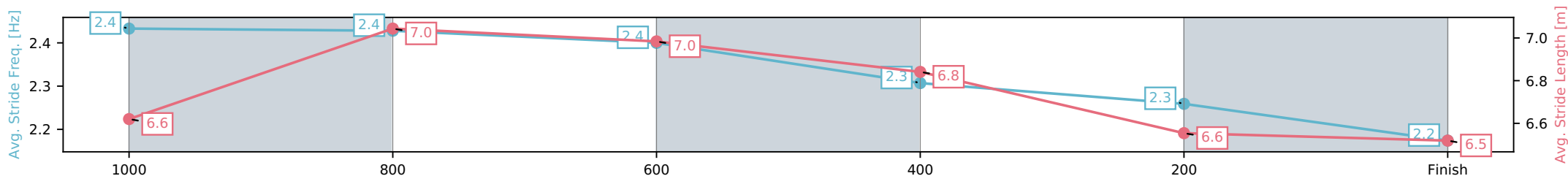
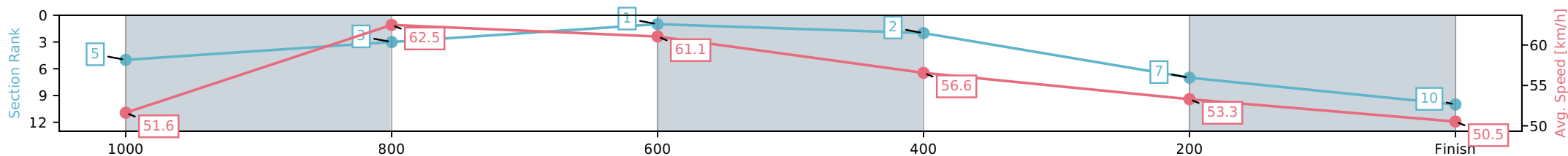
Toowoomba QLD --Professional-2026-06-13
 Race 7: TOOWOOMBA TRUCK SPARES Colts, Geldings and
 Entires Maiden Handicap - 1210m



13 June 2026 - 8:27PM

Track Rating: Soft 7, Weather: Overcast, Rail Position: +4m Entire
 Circuit

Section	L1210	L1000	L800	L600	L400	L200
Section Times	1:19.16 (0:14.75)	1:04.41 [5] (0:11.79)	0:52.61 [3] (0:11.96)	0:40.65 [1] (0:12.80)	0:27.86 [2] (0:13.53)	0:14.33 [7] (0:14.33)
Average Speed [km/h]	51.6	62.5	61.1	56.6	53.3	50.5
Top Speed [km/h]	64.2	63.3	62.4	58.5	54.1	52.8
Avg. Dist. to Rail [m]	11.3	6.7	3.6	1.0	0.7	1.5
Avg. Stride Freq. [Hz]	2.4	2.4	2.4	2.3	2.3	2.2
Avg. Stride Length [m]	6.6	7.0	7.0	6.8	6.6	6.5



- [] Ranking at each section and finish
- :-:- No data available at this section
- NA No data available

Horse/Jockey Name	Fire On Ice/Ashley Butler
Finish Rank	11
Fastest Section Time (Section)	0:11.98 (1000-800)
Top Speed [km/h] (Section)	64.3 (1210 - 1000)
Race State	Finished



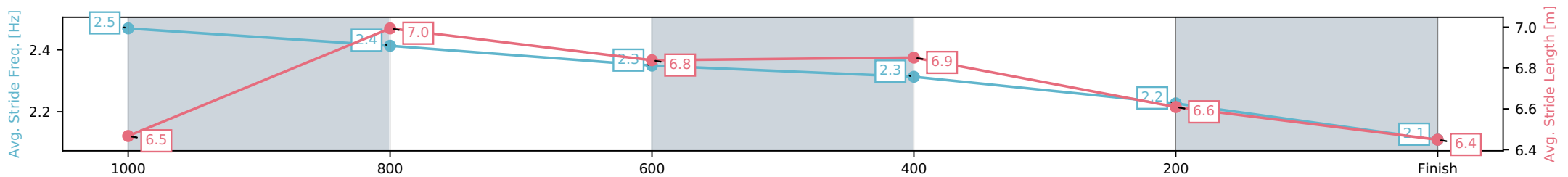
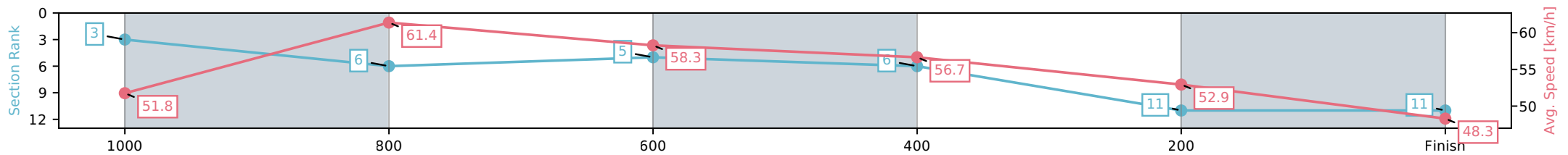
Toowoomba QLD --Professional-2026-06-13
 Race 7: TOOWOOMBA TRUCK SPARES Colts, Geldings and
 Entires Maiden Handicap - 1210m



13 June 2026 - 8:27PM

Track Rating: Soft 7, Weather: Overcast, Rail Position: +4m Entire
 Circuit

Section	L1210	L1000	L800	L600	L400	L200
Section Times	1:20.46 (0:14.66)	1:05.80 [3] (0:11.98)	0:53.82 [6] (0:12.45)	0:41.36 [5] (0:12.72)	0:28.64 [6] (0:13.65)	0:14.99 [11] (0:14.99)
Average Speed [km/h]	51.8	61.4	58.3	56.7	52.9	48.3
Top Speed [km/h]	64.3	64.0	60.1	58.6	54.0	51.8
Avg. Dist. to Rail [m]	9.4	6.4	2.1	0.7	1.4	3.9
Avg. Stride Freq. [Hz]	2.5	2.4	2.3	2.3	2.2	2.1
Avg. Stride Length [m]	6.5	7.0	6.8	6.9	6.6	6.4



- [] Ranking at each section and finish
- :-:- No data available at this section
- NA No data available



Toowoomba QLD

Race 8: SHEPPARD EARTHMOVING Fillies and Mares Maiden Handicap - 1210m

13 June 2026 - 8:59PM



Track Rating: Soft 7, Weather: Overcast, Rail Position: +4m Entire Circuit

Field Times (Race Tempo) 1:17.76 1:03.39 0:51.99 0:39.97 0:27.49 0:14.32
 (0:14.37) (0:11.41) (0:12.02) (0:12.48) (0:13.17) (0:14.32)

Rank	TAB#	Horse	Overall Time	First 400m	Top Speed km/h (Section)	L1210	L1000	L800	L600	L400	L200		
	(BAR#)	Jockey	Margin (DT-W)	Last 600m	Fastest Section (Time)	Start - 1000	1000 - 800	800 - 600	600 - 400	400 - 200	200 - Finish		
1	6	Usual Limits	1:17.76	0:25.23	66.3 (1210 - 1000)	1:17.76	1:03.39 [1]	0:51.99 [1]	0:39.97 [1]	0:27.49 [1]	0:14.32 [1]		
	(3)	Aidan Keeley		0:39.97	1000-800 (0:11.41)	(0:14.37)	(0:11.41)	(0:12.02)	(0:12.48)	(0:13.17)	(0:14.32)		
2	4	Jelaila	1:17.98	0:25.22	66.4 (1000-800)	1:17.98	1:03.58 [2]	0:52.16 [2]	0:40.01 [2]	0:27.38 [3]	0:14.03 [3]		
	(9)	Hannah Richardson	1.3L (-7)	0:40.01	1000-800 (0:11.42)	(0:14.40)	(0:11.42)	(0:12.15)	(0:12.63)	(0:13.35)	(0:14.03)		
3	10	Mishpat	1:18.02	0:25.36	66.2 (1210 - 1000)	1:18.02	1:03.53 [3]	0:52.07 [3]	0:39.98 [3]	0:27.35 [4]	0:14.04 [4]		
	(1)	Stacey Callow	1.5L (-6)	0:39.99	1000-800 (0:11.46)	(0:14.49)	(0:11.46)	(0:12.08)	(0:12.64)	(0:13.31)	(0:14.04)		
4	9	Belle Francais	1:18.09	0:25.73	65.7 (1000-800)	1:18.09	1:03.21 [7]	0:51.78 [6]	0:39.74 [6]	0:27.07 [5]	0:13.80 [5]		
	(5)	Damien Boche	1.9L (-6)	0:39.74	1000-800 (0:11.43)	(0:14.88)	(0:11.43)	(0:12.04)	(0:12.67)	(0:13.27)	(0:13.80)		
5	2	Liferaft	1:18.34	0:26.16	64.2 (1210 - 1000)	1:18.34	1:03.44 [8]	0:51.62 [8]	0:39.30 [8]	0:26.53 [8]	0:13.28 [8]		
	(6)	Karl Zechner	3.4L (-6)	0:39.30	1000-800 (0:11.82)	(0:14.90)	(0:11.82)	(0:12.32)	(0:12.76)	(0:13.26)	(0:13.28)		
6	3	Markham Miss	1:18.49	0:25.66	65.2 (1000-800)	1:18.49	1:03.91 [6]	0:52.28 [5]	0:40.17 [5]	0:27.98 [2]	0:14.81 [2]		
	(10)	Nozi Tomizawa	4.3L (+0)	0:40.17	1000-800 (0:11.63)	(0:14.58)	(0:11.63)	(0:12.11)	(0:12.19)	(0:13.17)	(0:14.81)		
7	11	O'reilly's Shout	1:18.69	0:25.53	65.0 (1210 - 1000)	1:18.69	1:04.16 [4]	0:52.59 [4]	0:40.37 [4]	0:27.62 [6]	0:14.06 [6]		
	(2)	Olivia Kendal	5.5L (-3)	0:40.38	1000-800 (0:11.58)	(0:14.53)	(0:11.58)	(0:12.22)	(0:12.76)	(0:13.56)	(0:14.06)		
8	1	Esaypeta	1:18.98	0:25.89	65.9 (1210 - 1000)	1:18.98	1:04.41 [5]	0:52.54 [7]	0:40.35 [7]	0:27.37 [7]	0:14.01 [7]		
	(4)	Montanna Savva	7.2L (-2)	0:40.35	1000-800 (0:11.87)	(0:14.57)	(0:11.87)	(0:12.19)	(0:12.98)	(0:13.36)	(0:14.01)		
9	8	Picka Poppy	1:19.08	0:26.83	61.4 (1000-800)	1:19.08	1:03.82 [9]	0:51.67 [9]	0:39.20 [9]	0:26.44 [9]	0:13.47 [9]		
	(7)	Chelsea Baker	7.7L (-2)	0:39.20	1000-800 (0:12.15)	(0:15.26)	(0:12.15)	(0:12.47)	(0:12.76)	(0:12.97)	(0:13.47)		

Scratched: Lady Barbarossa (#5), Royal Riddle (#7)

Report Created: Sat 13 June 2026

(Note: Races are conducted over an approximate distance as close as possible to the advertised distance, and recorded data may vary accordingly. Official times refer to race times only and do not include handicap times.)

[] Position in running at each section and finish TAB# Saddle cloth number
 -:-:- No data available at this section BAR# Barrier/Gate Position
 NA No data available DNF Did not finish
 DNT Did not track DT-W Distance travelled compared to winner in metres

Fastest split
 Fastest section

Horse/Jockey Name	Usual Limits/Aidan Keeley
Finish Rank	1
Fastest Section Time (Section)	0:11.41 (1000-800)
Top Speed [km/h] (Section)	66.3 (1210 - 1000)
Race State	Finished



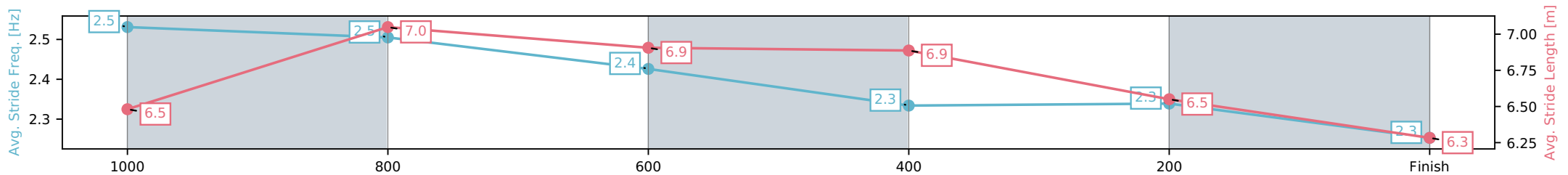
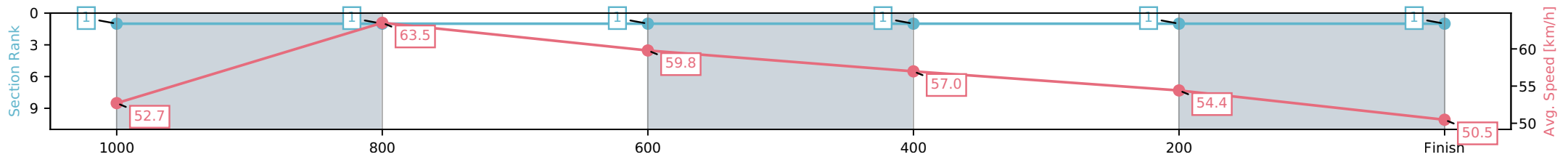
Toowoomba QLD --Professional-2026-06-13
 Race 8: SHEPPARD EARTHMOVING Fillies and Mares Maiden
 Handicap - 1210m



13 June 2026 - 8:59PM

Track Rating: Soft 7, Weather: Overcast, Rail Position: +4m Entire Circuit

Section	L1210	L1000	L800	L600	L400	L200
Section Times	1:17.76 (0:14.37)	1:03.39 [1] (0:11.41)	0:51.99 [1] (0:12.02)	0:39.97 [1] (0:12.48)	0:27.49 [1] (0:13.17)	0:14.32 [1] (0:14.32)
Average Speed [km/h]	52.7	63.5	59.8	57.0	54.4	50.5
Top Speed [km/h]	66.3	65.9	62.2	58.6	55.9	53.0
Avg. Dist. to Rail [m]	6.0	2.1	0.9	2.3	1.5	3.2
Avg. Stride Freq. [Hz]	2.5	2.5	2.4	2.3	2.3	2.3
Avg. Stride Length [m]	6.5	7.0	6.9	6.9	6.5	6.3



- [] Ranking at each section and finish
- :-:- No data available at this section
- NA No data available

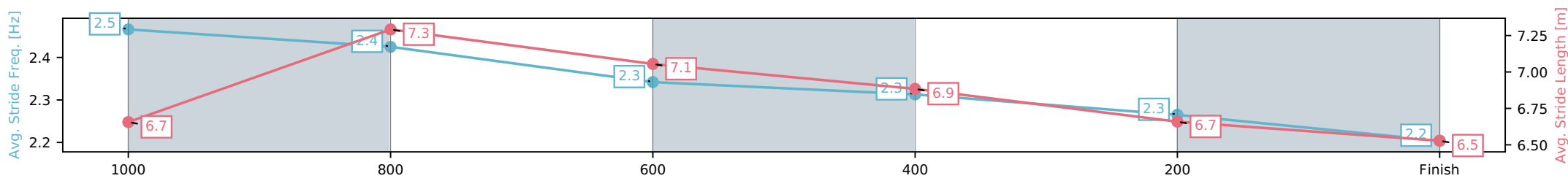
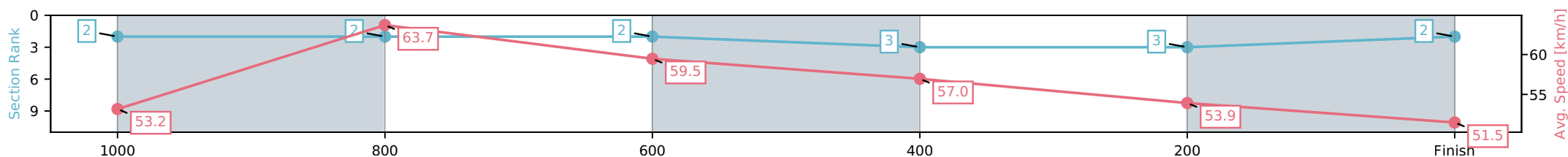
Horse/Jockey Name	Jelaila/Hannah Richardson
Finish Rank	2
Fastest Section Time (Section)	0:11.42 (1000-800)
Top Speed [km/h] (Section)	66.4 (1000-800)
Race State	Finished



Toowoomba QLD --Professional-2026-06-13
 Race 8: SHEPPARD EARTHMOVING Fillies and Mares Maiden
 Handicap - 1210m
 13 June 2026 - 8:59PM
 Track Rating: Soft 7, Weather: Overcast, Rail Position: +4m Entire Circuit



Section	L1210	L1000	L800	L600	L400	L200
Section Times	1:17.98 (0:14.40)	1:03.58 [2] (0:11.42)	0:52.16 [2] (0:12.15)	0:40.01 [2] (0:12.63)	0:27.38 [3] (0:13.35)	0:14.03 [3] (0:14.03)
Average Speed [km/h]	53.2	63.7	59.5	57.0	53.9	51.5
Top Speed [km/h]	66.4	66.4	61.2	58.7	55.5	52.0
Avg. Dist. to Rail [m]	9.3	3.2	1.0	0.5	0.7	3.4
Avg. Stride Freq. [Hz]	2.5	2.4	2.3	2.3	2.3	2.2
Avg. Stride Length [m]	6.7	7.3	7.1	6.9	6.7	6.5



- [] Ranking at each section and finish
- :-:- No data available at this section
- NA No data available

Horse/Jockey Name	Mishpat/Stacey Callow
Finish Rank	3
Fastest Section Time (Section)	0:11.46 (1000-800)
Top Speed [km/h] (Section)	66.2 (1210 - 1000)
Race State	Finished



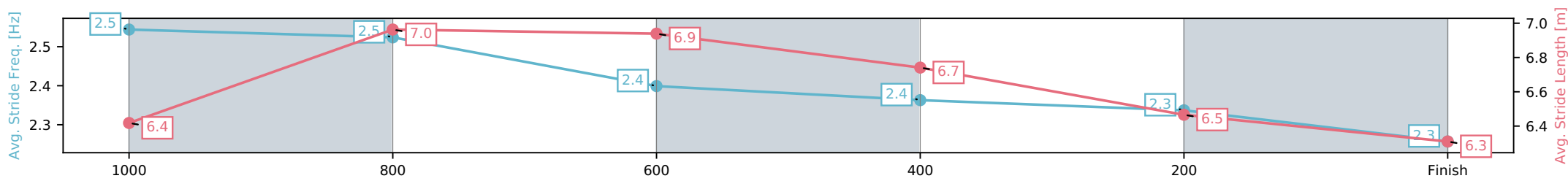
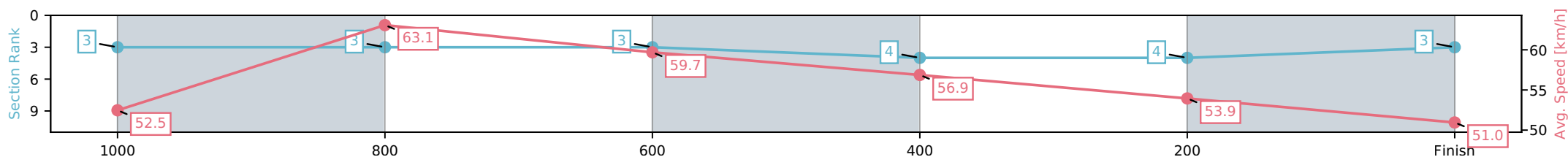
Toowoomba QLD --Professional-2026-06-13
 Race 8: SHEPPARD EARTHMOVING Fillies and Mares Maiden
 Handicap - 1210m

13 June 2026 - 8:59PM



Track Rating: Soft 7, Weather: Overcast, Rail Position: +4m Entire Circuit

Section	L1210	L1000	L800	L600	L400	L200
Section Times	1:18.02 (0:14.49)	1:03.53 [3] (0:11.46)	0:52.07 [3] (0:12.08)	0:39.98 [3] (0:12.64)	0:27.35 [4] (0:13.31)	0:14.04 [4] (0:14.04)
Average Speed [km/h]	52.5	63.1	59.7	56.9	53.9	51.0
Top Speed [km/h]	66.2	65.6	61.8	58.6	54.9	52.5
Avg. Dist. to Rail [m]	3.8	1.2	0.6	0.4	0.7	0.8
Avg. Stride Freq. [Hz]	2.5	2.5	2.4	2.4	2.3	2.3
Avg. Stride Length [m]	6.4	7.0	6.9	6.7	6.5	6.3



- [] Ranking at each section and finish
- :-:- No data available at this section
- NA No data available

Horse/Jockey Name	Belle Francais/Damien Boche
Finish Rank	4
Fastest Section Time (Section)	0:11.43 (1000-800)
Top Speed [km/h] (Section)	65.7 (1000-800)
Race State	Finished



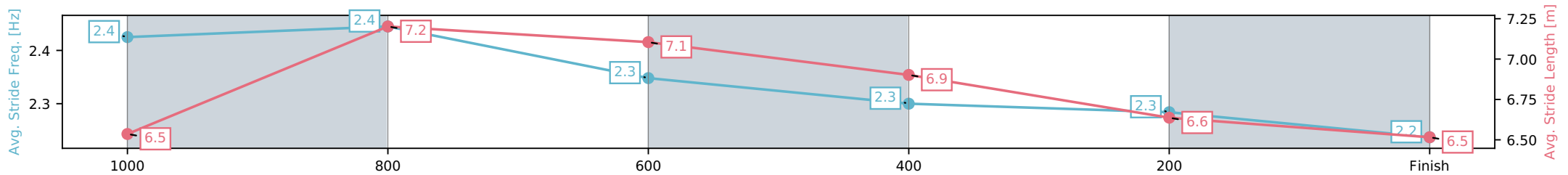
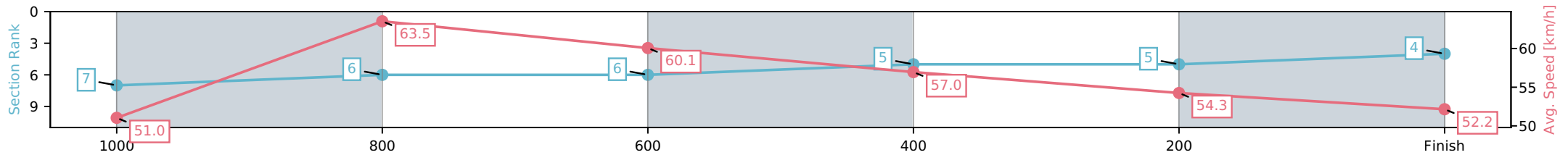
Toowoomba QLD --Professional-2026-06-13
 Race 8: SHEPPARD EARTHMOVING Fillies and Mares Maiden
 Handicap - 1210m

13 June 2026 - 8:59PM



Track Rating: Soft 7, Weather: Overcast, Rail Position: +4m Entire Circuit

Section	L1210	L1000	L800	L600	L400	L200
Section Times	1:18.09 (0:14.88)	1:03.21 [7] (0:11.43)	0:51.78 [6] (0:12.04)	0:39.74 [6] (0:12.67)	0:27.07 [5] (0:13.27)	0:13.80 [5] (0:13.80)
Average Speed [km/h]	51.0	63.5	60.1	57.0	54.3	52.2
Top Speed [km/h]	64.9	65.7	62.1	58.7	55.7	53.5
Avg. Dist. to Rail [m]	4.8	2.2	1.3	0.6	1.2	6.4
Avg. Stride Freq. [Hz]	2.4	2.4	2.3	2.3	2.3	2.2
Avg. Stride Length [m]	6.5	7.2	7.1	6.9	6.6	6.5



- [] Ranking at each section and finish
- :-:- No data available at this section
- NA No data available

Horse/Jockey Name	Liferaft/Karl Zechner
Finish Rank	5
Fastest Section Time (Section)	0:11.82 (1000-800)
Top Speed [km/h] (Section)	64.2 (1210 - 1000)
Race State	Finished



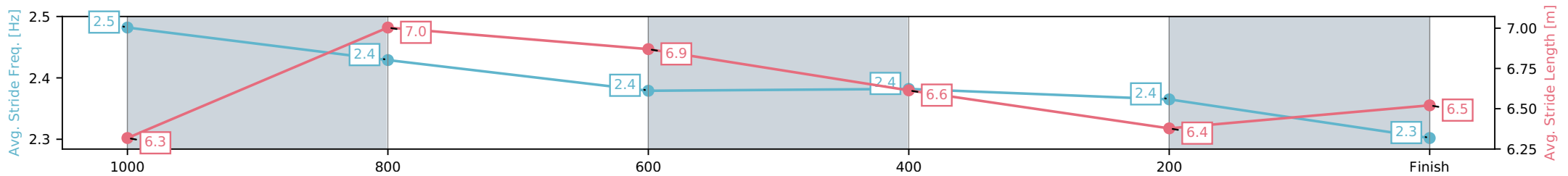
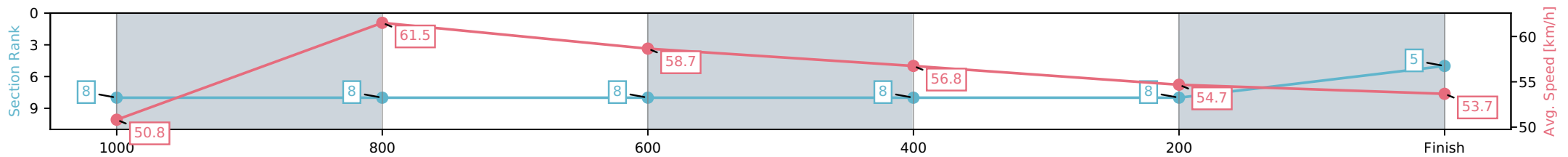
Toowoomba QLD --Professional-2026-06-13
 Race 8: SHEPPARD EARTHMOVING Fillies and Mares Maiden
 Handicap - 1210m



13 June 2026 - 8:59PM

Track Rating: Soft 7, Weather: Overcast, Rail Position: +4m Entire Circuit

Section	L1210	L1000	L800	L600	L400	L200
Section Times	1:18.34 (0:14.90)	1:03.44 [8] (0:11.82)	0:51.62 [8] (0:12.32)	0:39.30 [8] (0:12.76)	0:26.53 [8] (0:13.26)	0:13.28 [8] (0:13.28)
Average Speed [km/h]	50.8	61.5	58.7	56.8	54.7	53.7
Top Speed [km/h]	64.2	63.4	59.7	58.6	56.2	54.6
Avg. Dist. to Rail [m]	7.9	3.2	1.3	1.3	2.8	4.6
Avg. Stride Freq. [Hz]	2.5	2.4	2.4	2.4	2.4	2.3
Avg. Stride Length [m]	6.3	7.0	6.9	6.6	6.4	6.5



[] Ranking at each section and finish
 -:-:- No data available at this section
 NA No data available

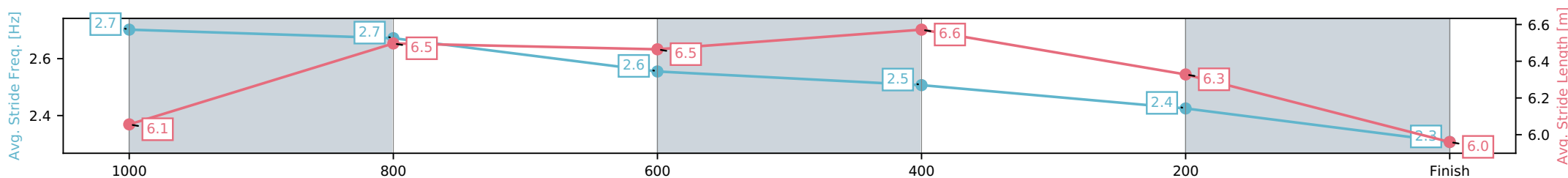
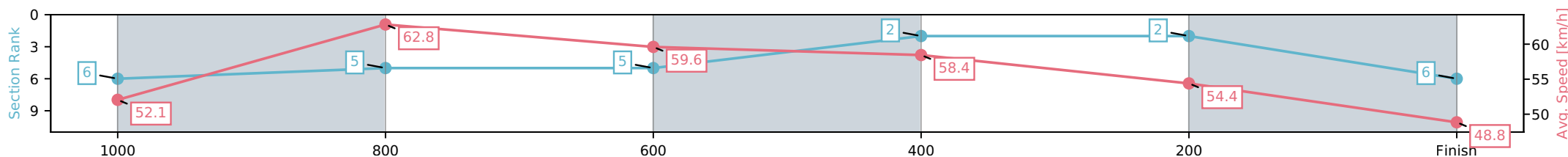
Horse/Jockey Name	Markham Miss/Nozi Tomizawa
Finish Rank	6
Fastest Section Time (Section)	0:11.63 (1000-800)
Top Speed [km/h] (Section)	65.2 (1000-800)
Race State	Finished



Toowoomba QLD --Professional-2026-06-13
 Race 8: SHEPPARD EARTHMOVING Fillies and Mares Maiden
 Handicap - 1210m
 13 June 2026 - 8:59PM
 Track Rating: Soft 7, Weather: Overcast, Rail Position: +4m Entire Circuit



Section	L1210	L1000	L800	L600	L400	L200
Section Times	1:18.49 (0:14.58)	1:03.91 [6] (0:11.63)	0:52.28 [5] (0:12.11)	0:40.17 [5] (0:12.19)	0:27.98 [2] (0:13.17)	0:14.81 [2] (0:14.81)
Average Speed [km/h]	52.1	62.8	59.6	58.4	54.4	48.8
Top Speed [km/h]	65.1	65.2	60.5	59.9	56.4	52.1
Avg. Dist. to Rail [m]	11.1	4.5	0.6	1.9	1.3	3.9
Avg. Stride Freq. [Hz]	2.7	2.7	2.6	2.5	2.4	2.3
Avg. Stride Length [m]	6.1	6.5	6.5	6.6	6.3	6.0



- [] Ranking at each section and finish
- :-:- No data available at this section
- NA No data available

Horse/Jockey Name	O'reilly's Shout/Olivia Kendal
Finish Rank	7
Fastest Section Time (Section)	0:11.58 (1000-800)
Top Speed [km/h] (Section)	65.0 (1210 - 1000)
Race State	Finished



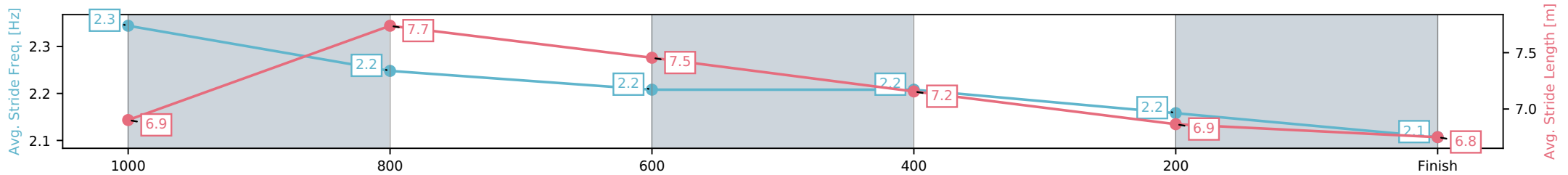
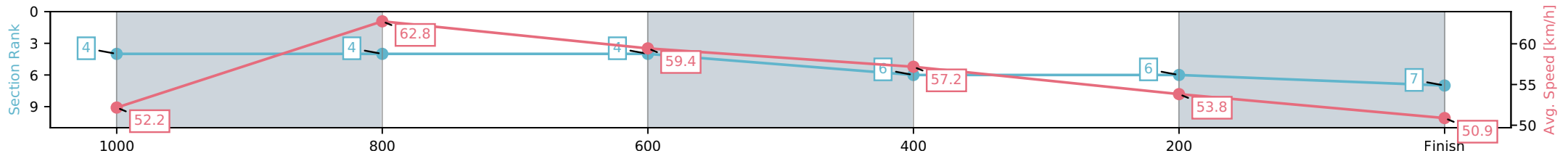
Toowoomba QLD --Professional-2026-06-13
 Race 8: SHEPPARD EARTHMOVING Fillies and Mares Maiden
 Handicap - 1210m



13 June 2026 - 8:59PM

Track Rating: Soft 7, Weather: Overcast, Rail Position: +4m Entire Circuit

Section	L1210	L1000	L800	L600	L400	L200
Section Times	1:18.69 (0:14.53)	1:04.16 [4] (0:11.58)	0:52.59 [4] (0:12.22)	0:40.37 [4] (0:12.76)	0:27.62 [6] (0:13.56)	0:14.06 [6] (0:14.06)
Average Speed [km/h]	52.2	62.8	59.4	57.2	53.8	50.9
Top Speed [km/h]	65.0	64.8	62.2	58.8	54.6	52.5
Avg. Dist. to Rail [m]	4.2	2.6	2.5	2.6	4.0	7.5
Avg. Stride Freq. [Hz]	2.3	2.2	2.2	2.2	2.2	2.1
Avg. Stride Length [m]	6.9	7.7	7.5	7.2	6.9	6.8



[] Ranking at each section and finish
 -:-:- No data available at this section
 NA No data available

Horse/Jockey Name	Esaypeta/Montanna Savva
Finish Rank	8
Fastest Section Time (Section)	0:11.87 (1000-800)
Top Speed [km/h] (Section)	65.9 (1210 - 1000)
Race State	Finished



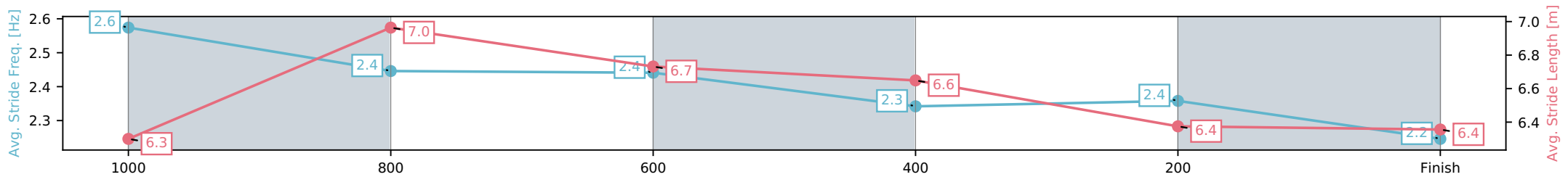
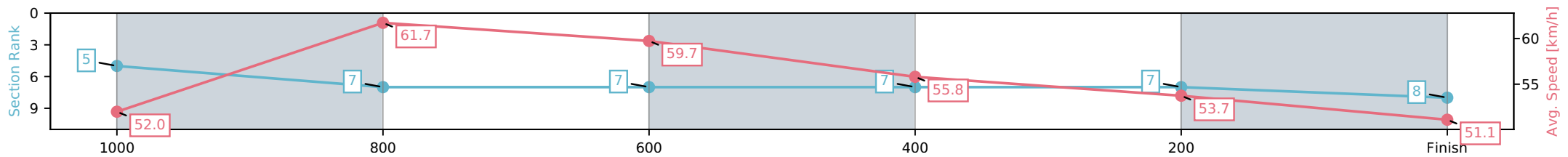
Toowoomba QLD --Professional-2026-06-13
 Race 8: SHEPPARD EARTHMOVING Fillies and Mares Maiden
 Handicap - 1210m



13 June 2026 - 8:59PM

Track Rating: Soft 7, Weather: Overcast, Rail Position: +4m Entire Circuit

Section	L1210	L1000	L800	L600	L400	L200
Section Times	1:18.98 (0:14.57)	1:04.41 [5] (0:11.87)	0:52.54 [7] (0:12.19)	0:40.35 [7] (0:12.98)	0:27.37 [7] (0:13.36)	0:14.01 [7] (0:14.01)
Average Speed [km/h]	52.0	61.7	59.7	55.8	53.7	51.1
Top Speed [km/h]	65.9	63.8	61.6	58.5	55.4	52.0
Avg. Dist. to Rail [m]	6.7	5.0	3.5	1.4	0.7	0.9
Avg. Stride Freq. [Hz]	2.6	2.4	2.4	2.3	2.4	2.2
Avg. Stride Length [m]	6.3	7.0	6.7	6.6	6.4	6.4



- [] Ranking at each section and finish
- :-:- No data available at this section
- NA No data available

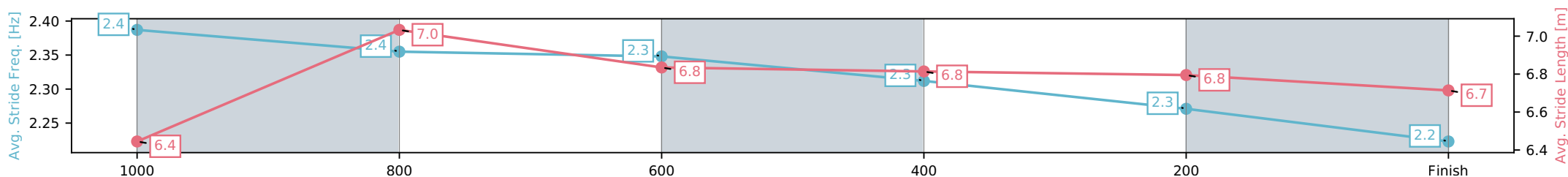
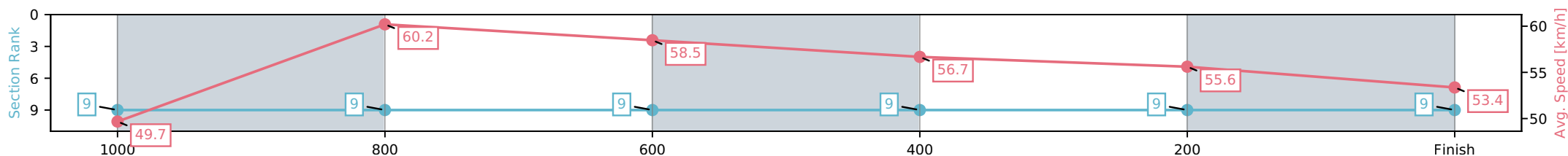
Horse/Jockey Name	Picka Poppy/Chelsea Baker
Finish Rank	9
Fastest Section Time (Section)	0:12.15 (1000-800)
Top Speed [km/h] (Section)	61.4 (1000-800)
Race State	Finished



Toowoomba QLD --Professional-2026-06-13
 Race 8: SHEPPARD EARTHMOVING Fillies and Mares Maiden
 Handicap - 1210m
 13 June 2026 - 8:59PM
 Track Rating: Soft 7, Weather: Overcast, Rail Position: +4m Entire Circuit



Section	L1210	L1000	L800	L600	L400	L200
Section Times	1:19.08 (0:15.26)	1:03.82 [9] (0:12.15)	0:51.67 [9] (0:12.47)	0:39.20 [9] (0:12.76)	0:26.44 [9] (0:12.97)	0:13.47 [9] (0:13.47)
Average Speed [km/h]	49.7	60.2	58.5	56.7	55.6	53.4
Top Speed [km/h]	61.4	61.4	59.4	58.3	56.0	54.9
Avg. Dist. to Rail [m]	8.0	4.5	3.5	1.2	0.9	2.4
Avg. Stride Freq. [Hz]	2.4	2.4	2.3	2.3	2.3	2.2
Avg. Stride Length [m]	6.4	7.0	6.8	6.8	6.8	6.7



[] Ranking at each section and finish
 -:-:- No data available at this section
 NA No data available