



Doomben QLD

Race 1: The Gibson QTIS Two-Years-Old Fillies Maiden Plate - 1200m

17 June 2026 - 12:33PM



BRISBANE RACING CLUB

Track Rating: Soft 7, Weather: Overcast, Rail Position: +9m Entire Circuit

Field Times	1:12.07	0:58.79	0:47.72	0:35.80	0:23.70	0:12.11
(Race Tempo)	(0:13.28)	(0:11.07)	(0:11.92)	(0:12.10)	(0:11.59)	(0:12.11)

Rank	TAB#	Horse	Overall Time	First 400m	Top Speed km/h (Section)	L1200	L1000	L800	L600	L400	L200		
	(BAR#)	Jockey	Margin (DT-W)	Last 600m	Fastest Section (Time)	Start - 1000	1000 - 800	800 - 600	600 - 400	400 - 200	200 - Finish		
1	2	Apex Predator	1:12.07	0:24.56	67.2 (1000-800)	1:12.07	0:58.64 [2]	0:47.51 [2]	0:35.67 [2]	0:23.53 [2]	0:12.00 [3]		
	(7)	Jag Guthmann-Chester		0:35.67	1000-800 (0:11.12)	(0:13.44)	(0:11.12)	(0:11.84)	(0:12.14)	(0:11.53)	(0:12.00)		
2	7	My Girl Marley	1:12.16	0:24.64	67.7 (1000-800)	1:12.16	0:58.70 [3]	0:47.51 [3]	0:35.56 [4]	0:23.51 [4]	0:12.16 [2]		
	(4)	Martin Harley	0.5L (+0)	0:35.57	1000-800 (0:11.18)	(0:13.46)	(0:11.18)	(0:11.95)	(0:12.05)	0:11.36	(0:12.16)		
3	1	Adora Djon's	1:12.25	0:24.35	67.6 (1200 - 1000)	1:12.25	0:58.97 [1]	0:47.90 [1]	0:35.98 [1]	0:23.88 [1]	0:12.29 [1]		
	(3)	Cejay Graham	1.1L (+0)	0:35.98	1000-800 (0:11.07)	(0:13.28)	(0:11.07)	(0:11.92)	(0:12.10)	(0:11.59)	(0:12.29)		
4	6	Misato	1:12.28	0:25.20	65.9 (1000-800)	1:12.28	0:58.42 [7]	0:47.08 [7]	0:35.17 [8]	0:23.18 [8]	0:11.81 [6]		
	(6)	Benjamin Osmond	1.2L (-1)	0:35.17	1000-800 (0:11.34)	(0:13.86)	(0:11.34)	(0:11.91)	(0:11.99)	(0:11.37)	(0:11.81)		
5	10	Pretty Smashing	1:12.35	0:24.79	66.4 (1000-800)	1:12.35	0:58.75 [4]	0:47.56 [4]	0:35.82 [3]	0:23.75 [3]	0:12.17 [4]		
	(1)	Ben Thompson	1.6L (+4)	0:35.82	1000-800 (0:11.19)	(0:13.60)	(0:11.19)	(0:11.74)	(0:12.07)	(0:11.58)	(0:12.17)		
6	12	Vital Impact	1:12.40	0:25.04	65.4 (1000-800)	1:12.40	0:58.66 [6]	0:47.36 [6]	0:35.56 [5]	0:23.54 [5]	0:12.14 [5]		
	(2)	Nozi Tomizawa	1.9L (+0)	0:35.56	1000-800 (0:11.30)	(0:13.74)	(0:11.30)	(0:11.80)	(0:12.02)	(0:11.40)	(0:12.14)		
7	11	Serene Legacy	1:13.13	0:24.92	66.4 (1200 - 1000)	1:13.13	0:59.44 [5]	0:48.21 [5]	0:36.28 [6]	0:24.24 [6]	0:12.64 [7]		
	(5)	Jaden Lloyd	6.2L (-1)	0:36.28	1000-800 (0:11.23)	(0:13.69)	(0:11.23)	(0:11.93)	(0:12.04)	(0:11.60)	(0:12.64)		
8	9	Perfect Charm	1:13.15	0:25.81	65.7 (1000-800)	1:13.15	0:58.53 [9]	0:47.34 [9]	0:35.72 [9]	0:23.90 [9]	0:12.28 [8]		
	(9)	Robbie Dolan	6.3L (+2)	0:35.72	1000-800 (0:11.19)	(0:14.62)	(0:11.19)	0:11.62	0:11.82	(0:11.62)	(0:12.28)		
9	4	Housemaid	1:13.35	0:25.20	66.3 (1000-800)	1:13.35	0:59.21 [8]	0:48.15 [8]	0:36.26 [7]	0:24.26 [7]	0:12.43 [9]		
	(8)	Taylor Marshall	7.5L (-2)	0:36.27	1000-800 (0:11.06)	(0:14.14)	0:11.06	(0:11.88)	(0:12.01)	(0:11.83)	(0:12.43)		

Scratched: Flying Scarlett (#3), Inch By Inch (#5), Mysticise (#8), Seagoe (#13), Wild Butterfly (#14)

Report Created: Wed 17 June 2026

(Note: Races are conducted over an approximate distance as close as possible to the advertised distance, and recorded data may vary accordingly. Official times refer to race times only and do not include handicap times.)

[] Position in running at each section and finish TAB# Saddle cloth number

-:-:- No data available at this section

NA No data available

DNT Did not track

BAR# Barrier/Gate Position

DNF Did not finish

DT-W Distance travelled compared to winner in metres

Fastest split

Fastest section

data processed by



Horse/Jockey Name	Apex Predator/Jag Guthmann-Chester
Finish Rank	1
Fastest Section Time (Section)	0:11.12 (1000-800)
Top Speed [km/h] (Section)	67.2 (1000-800)
Race State	Finished



Doomben QLD --Professional-2026-06-17

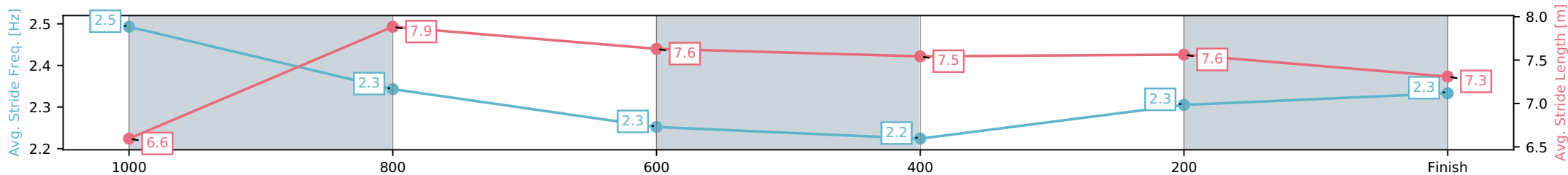
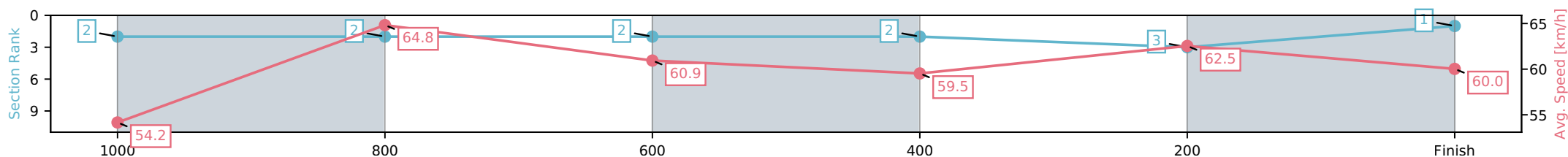
Race 1: The Gibson QTIS Two-Years-Old Fillies Maiden Plate - 1200m

17 June 2026 - 12:33PM

Track Rating: Soft 7, Weather: Overcast, Rail Position: +9m Entire Circuit



Section	L1200	L1000	L800	L600	L400	L200
Section Times	1:12.07 (0:13.44)	0:58.64 [2] (0:11.12)	0:47.51 [2] (0:11.84)	0:35.67 [2] (0:12.14)	0:23.53 [2] (0:11.53)	0:12.00 [3] (0:12.00)
Average Speed [km/h]	54.2	64.8	60.9	59.5	62.5	60.0
Top Speed [km/h]	67.2	67.2	62.3	60.5	63.5	62.1
Avg. Dist. to Rail [m]	5.4	1.4	0.5	0.7	0.7	0.8
Avg. Stride Freq. [Hz]	2.5	2.3	2.3	2.2	2.3	2.3
Avg. Stride Length [m]	6.6	7.9	7.6	7.5	7.6	7.3



[] Ranking at each section and finish
 -:-:- No data available at this section
 NA No data available

Horse/Jockey Name	My Girl Marley/Martin Harley
Finish Rank	2
Fastest Section Time (Section)	0:11.18 (1000-800)
Top Speed [km/h] (Section)	67.7 (1000-800)
Race State	Finished



Doomben QLD --Professional-2026-06-17

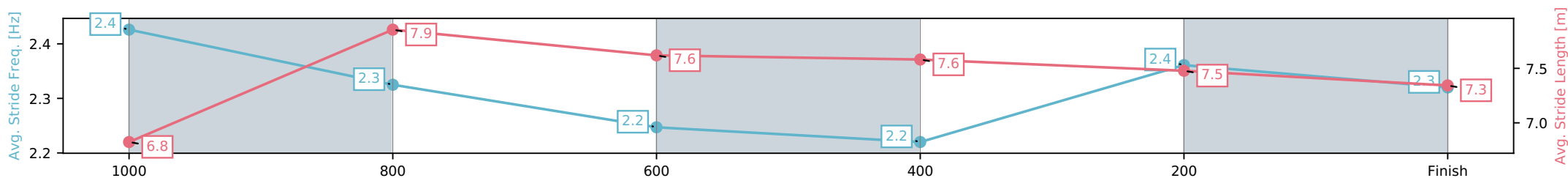
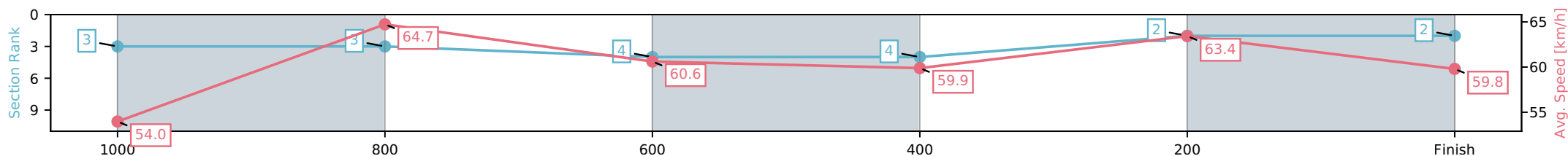
Race 1: The Gibson QTIS Two-Years-Old Fillies Maiden Plate - 1200m

17 June 2026 - 12:33PM

Track Rating: Soft 7, Weather: Overcast, Rail Position: +9m Entire Circuit



Section	L1200	L1000	L800	L600	L400	L200
Section Times	1:12.16 (0:13.46)	0:58.70 [3] (0:11.18)	0:47.51 [3] (0:11.95)	0:35.56 [4] (0:12.05)	0:23.51 [4] (0:11.36)	0:12.16 [2] (0:12.16)
Average Speed [km/h]	54.0	64.7	60.6	59.9	63.4	59.8
Top Speed [km/h]	66.9	67.7	62.6	60.7	64.5	63.4
Avg. Dist. to Rail [m]	4.4	2.1	1.5	0.5	1.2	2.0
Avg. Stride Freq. [Hz]	2.4	2.3	2.2	2.2	2.4	2.3
Avg. Stride Length [m]	6.8	7.9	7.6	7.6	7.5	7.3



- [] Ranking at each section and finish
- :-:- No data available at this section
- NA No data available

Horse/Jockey Name	Adora Djon's/Cejay Graham
Finish Rank	3
Fastest Section Time (Section)	0:11.07 (1000-800)
Top Speed [km/h] (Section)	67.6 (1200 - 1000)
Race State	Finished



Doomben QLD --Professional-2026-06-17

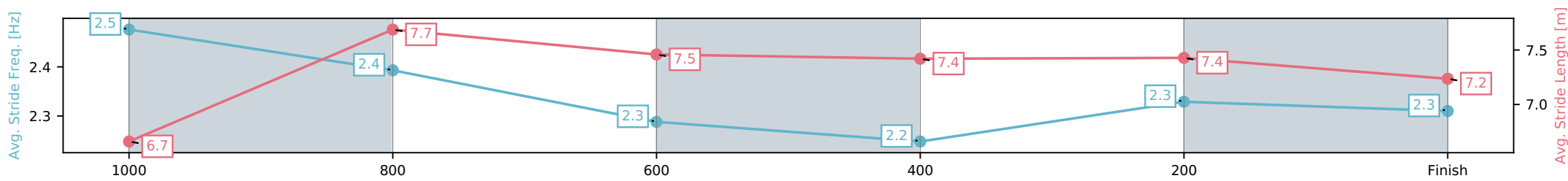
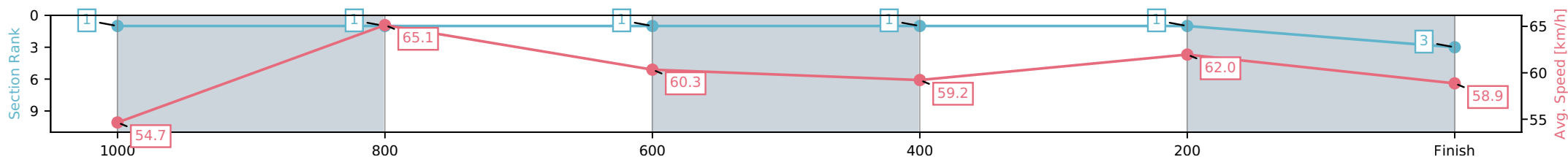
Race 1: The Gibson QTIS Two-Years-Old Fillies Maiden Plate - 1200m

17 June 2026 - 12:33PM

Track Rating: Soft 7, Weather: Overcast, Rail Position: +9m Entire Circuit



Section	L1200	L1000	L800	L600	L400	L200
Section Times	1:12.25 (0:13.28)	0:58.97 [1] (0:11.07)	0:47.90 [1] (0:11.92)	0:35.98 [1] (0:12.10)	0:23.88 [1] (0:11.59)	0:12.29 [1] (0:12.29)
Average Speed [km/h]	54.7	65.1	60.3	59.2	62.0	58.9
Top Speed [km/h]	67.6	67.3	61.9	60.0	63.0	61.5
Avg. Dist. to Rail [m]	2.6	0.4	0.2	0.7	0.8	0.5
Avg. Stride Freq. [Hz]	2.5	2.4	2.3	2.2	2.3	2.3
Avg. Stride Length [m]	6.7	7.7	7.5	7.4	7.4	7.2



- [] Ranking at each section and finish
- :-:- No data available at this section
- NA No data available

Horse/Jockey Name	Misato/Benjamin Osmond
Finish Rank	4
Fastest Section Time (Section)	0:11.34 (1000-800)
Top Speed [km/h] (Section)	65.9 (1000-800)
Race State	Finished



Doomben QLD --Professional-2026-06-17

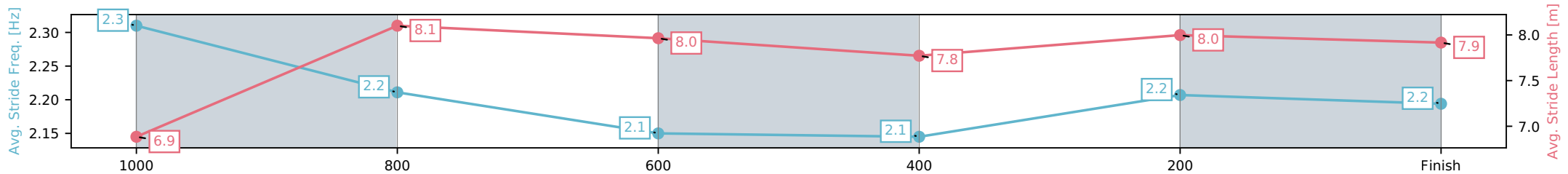
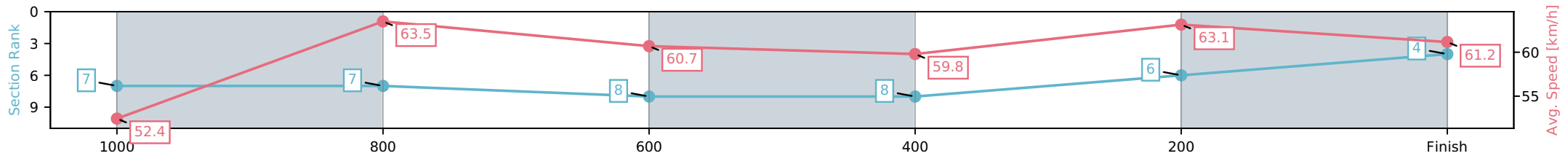
Race 1: The Gibson QTIS Two-Years-Old Fillies Maiden Plate - 1200m

17 June 2026 - 12:33PM

Track Rating: Soft 7, Weather: Overcast, Rail Position: +9m Entire Circuit



Section	L1200	L1000	L800	L600	L400	L200
Section Times	1:12.28 (0:13.86)	0:58.42 [7] (0:11.34)	0:47.08 [7] (0:11.91)	0:35.17 [8] (0:11.99)	0:23.18 [8] (0:11.37)	0:11.81 [6] (0:11.81)
Average Speed [km/h]	52.4	63.5	60.7	59.8	63.1	61.2
Top Speed [km/h]	65.9	65.9	62.8	61.4	64.3	62.7
Avg. Dist. to Rail [m]	4.2	0.7	0.3	0.7	0.7	2.1
Avg. Stride Freq. [Hz]	2.3	2.2	2.1	2.1	2.2	2.2
Avg. Stride Length [m]	6.9	8.1	8.0	7.8	8.0	7.9



- [] Ranking at each section and finish
- :-:- No data available at this section
- NA No data available

Horse/Jockey Name	Pretty Smashing/Ben Thompson
Finish Rank	5
Fastest Section Time (Section)	0:11.19 (1000-800)
Top Speed [km/h] (Section)	66.4 (1000-800)
Race State	Finished



Doomben QLD --Professional-2026-06-17

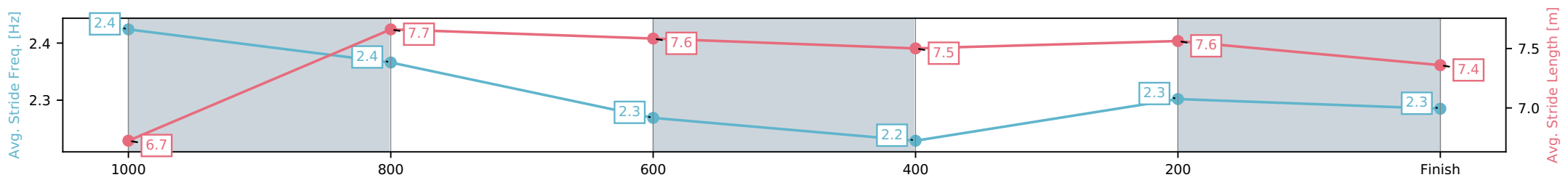
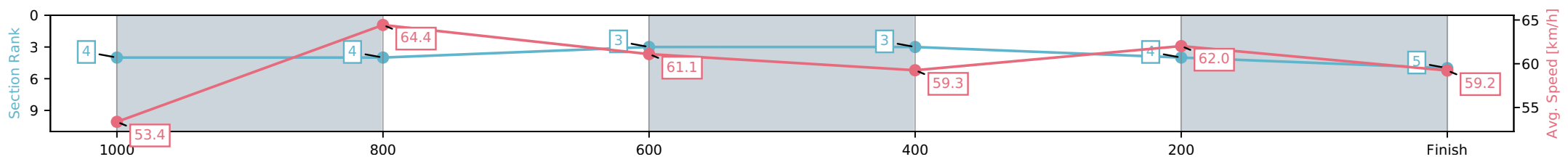
Race 1: The Gibson QTIS Two-Years-Old Fillies Maiden Plate - 1200m

17 June 2026 - 12:33PM

Track Rating: Soft 7, Weather: Overcast, Rail Position: +9m Entire Circuit



Section	L1200	L1000	L800	L600	L400	L200
Section Times	1:12.35 (0:13.60)	0:58.75 [4] (0:11.19)	0:47.56 [4] (0:11.74)	0:35.82 [3] (0:12.07)	0:23.75 [3] (0:11.58)	0:12.17 [4] (0:12.17)
Average Speed [km/h]	53.4	64.4	61.1	59.3	62.0	59.2
Top Speed [km/h]	65.7	66.4	63.4	60.5	62.6	62.1
Avg. Dist. to Rail [m]	0.9	0.7	0.7	1.1	0.8	0.6
Avg. Stride Freq. [Hz]	2.4	2.4	2.3	2.2	2.3	2.3
Avg. Stride Length [m]	6.7	7.7	7.6	7.5	7.6	7.4



[] Ranking at each section and finish
 -:-:- No data available at this section
 NA No data available

Horse/Jockey Name	Vital Impact/Nozi Tomizawa
Finish Rank	6
Fastest Section Time (Section)	0:11.30 (1000-800)
Top Speed [km/h] (Section)	65.4 (1000-800)
Race State	Finished



Doomben QLD --Professional-2026-06-17

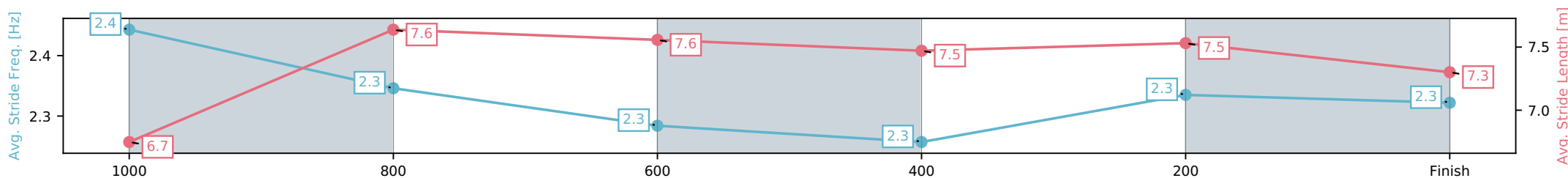
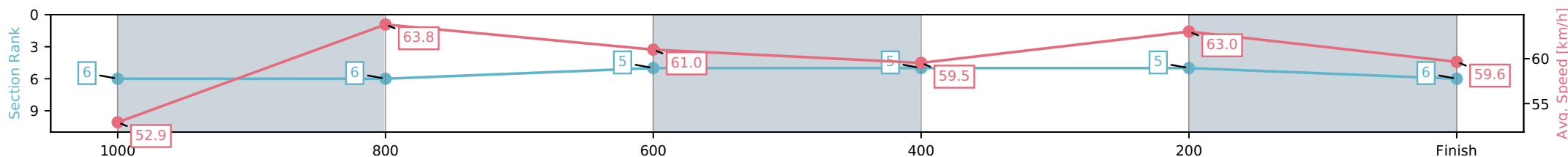
Race 1: The Gibson QTIS Two-Years-Old Fillies Maiden Plate - 1200m

17 June 2026 - 12:33PM

Track Rating: Soft 7, Weather: Overcast, Rail Position: +9m Entire Circuit



Section	L1200	L1000	L800	L600	L400	L200
Section Times	1:12.40 (0:13.74)	0:58.66 [6] (0:11.30)	0:47.36 [6] (0:11.80)	0:35.56 [5] (0:12.02)	0:23.54 [5] (0:11.40)	0:12.14 [5] (0:12.14)
Average Speed [km/h]	52.9	63.8	61.0	59.5	63.0	59.6
Top Speed [km/h]	65.3	65.4	62.9	61.1	64.7	63.2
Avg. Dist. to Rail [m]	2.3	0.9	0.1	1.0	1.0	2.8
Avg. Stride Freq. [Hz]	2.4	2.3	2.3	2.3	2.3	2.3
Avg. Stride Length [m]	6.7	7.6	7.6	7.5	7.5	7.3



[] Ranking at each section and finish
 -:-:- No data available at this section
 NA No data available

Horse/Jockey Name	Serene Legacy/Jaden Lloyd
Finish Rank	7
Fastest Section Time (Section)	0:11.23 (1000-800)
Top Speed [km/h] (Section)	66.4 (1200 - 1000)
Race State	Finished



Doomben QLD --Professional-2026-06-17

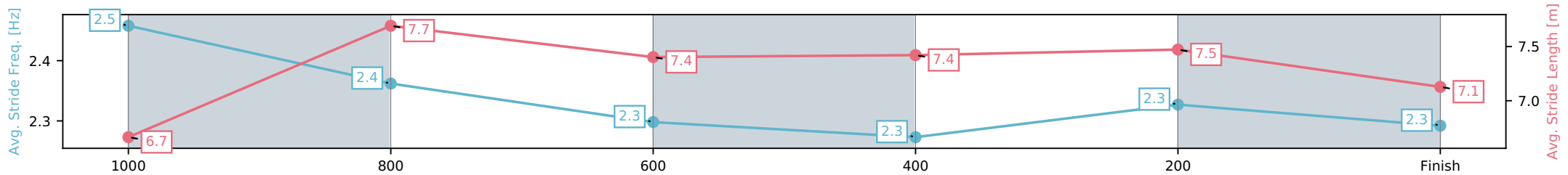
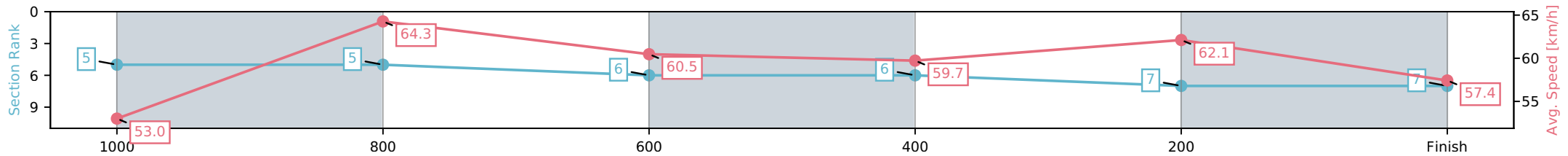
Race 1: The Gibson QTIS Two-Years-Old Fillies Maiden Plate - 1200m

17 June 2026 - 12:33PM

Track Rating: Soft 7, Weather: Overcast, Rail Position: +9m Entire Circuit



Section	L1200	L1000	L800	L600	L400	L200
Section Times	1:13.13 (0:13.69)	0:59.44 [5] (0:11.23)	0:48.21 [5] (0:11.93)	0:36.28 [6] (0:12.04)	0:24.24 [6] (0:11.60)	0:12.64 [7] (0:12.64)
Average Speed [km/h]	53.0	64.3	60.5	59.7	62.1	57.4
Top Speed [km/h]	66.4	65.9	62.5	61.7	63.7	60.7
Avg. Dist. to Rail [m]	3.7	1.0	0.4	0.3	1.2	1.3
Avg. Stride Freq. [Hz]	2.5	2.4	2.3	2.3	2.3	2.3
Avg. Stride Length [m]	6.7	7.7	7.4	7.4	7.5	7.1



- [] Ranking at each section and finish
- :-:- No data available at this section
- NA No data available

Horse/Jockey Name	Perfect Charm/Robbie Dolan
Finish Rank	8
Fastest Section Time (Section)	0:11.19 (1000-800)
Top Speed [km/h] (Section)	65.7 (1000-800)
Race State	Finished



Doomben QLD --Professional-2026-06-17

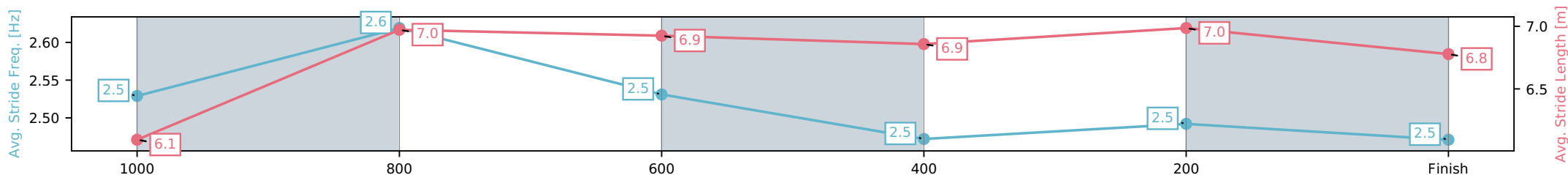
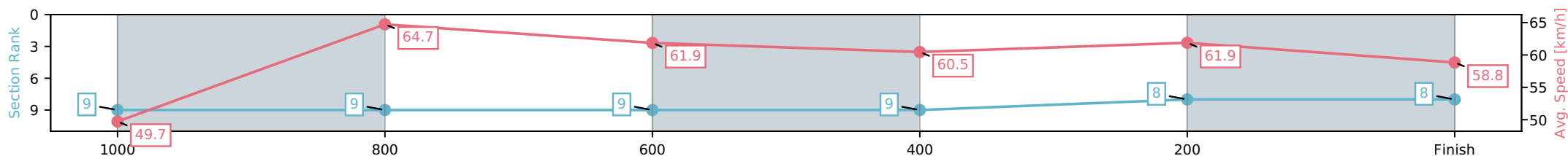
Race 1: The Gibson QTIS Two-Years-Old Fillies Maiden Plate - 1200m

17 June 2026 - 12:33PM

Track Rating: Soft 7, Weather: Overcast, Rail Position: +9m Entire Circuit



Section	L1200	L1000	L800	L600	L400	L200
Section Times	1:13.15 (0:14.62)	0:58.53 [9] (0:11.19)	0:47.34 [9] (0:11.62)	0:35.72 [9] (0:11.82)	0:23.90 [9] (0:11.62)	0:12.28 [8] (0:12.28)
Average Speed [km/h]	49.7	64.7	61.9	60.5	61.9	58.8
Top Speed [km/h]	65.3	65.7	65.4	61.2	63.0	63.0
Avg. Dist. to Rail [m]	7.8	2.6	0.5	1.2	1.3	1.5
Avg. Stride Freq. [Hz]	2.5	2.6	2.5	2.5	2.5	2.5
Avg. Stride Length [m]	6.1	7.0	6.9	6.9	7.0	6.8



- [] Ranking at each section and finish
- :-:- No data available at this section
- NA No data available

Horse/Jockey Name	Housemaid/Taylor Marshall
Finish Rank	9
Fastest Section Time (Section)	0:11.06 (1000-800)
Top Speed [km/h] (Section)	66.3 (1000-800)
Race State	Finished



Doomben QLD --Professional-2026-06-17

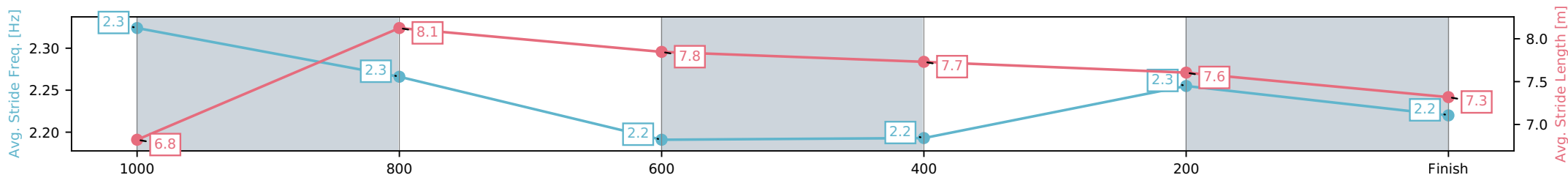
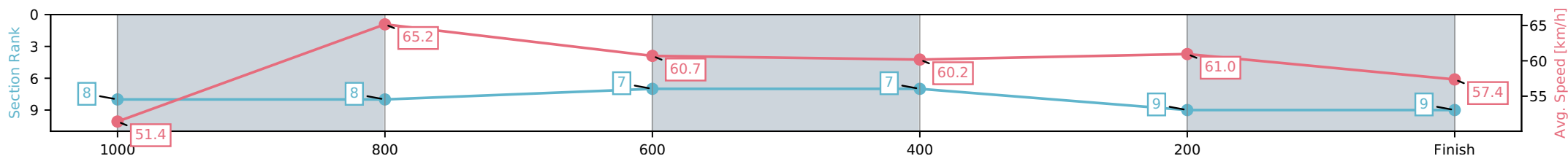
Race 1: The Gibson QTIS Two-Years-Old Fillies Maiden Plate - 1200m

17 June 2026 - 12:33PM

Track Rating: Soft 7, Weather: Overcast, Rail Position: +9m Entire Circuit



Section	L1200	L1000	L800	L600	L400	L200
Section Times	1:13.35 (0:14.14)	0:59.21 [8] (0:11.06)	0:48.15 [8] (0:11.88)	0:36.26 [7] (0:12.01)	0:24.26 [7] (0:11.83)	0:12.43 [9] (0:12.43)
Average Speed [km/h]	51.4	65.2	60.7	60.2	61.0	57.4
Top Speed [km/h]	65.0	66.3	62.6	61.5	62.3	58.8
Avg. Dist. to Rail [m]	5.6	0.6	0.5	0.8	1.9	3.1
Avg. Stride Freq. [Hz]	2.3	2.3	2.2	2.2	2.3	2.2
Avg. Stride Length [m]	6.8	8.1	7.8	7.7	7.6	7.3



- [] Ranking at each section and finish
- :-:- No data available at this section
- NA No data available



Doomben QLD

Race 2: Become a BRC Member QTIS Two-Years-Old Colts and Geldings Maiden Plate - 1200m

17 June 2026 - 1:08PM



BRISBANE
RACING CLUB

Track Rating: Soft 7, Weather: Overcast, Rail Position: +9m Entire Circuit

Field Times (Race Tempo) 1:12.70 0:59.36 0:47.92 0:35.93 0:23.67 0:12.08
 (0:13.34) (0:11.43) (0:11.99) (0:12.26) (0:11.59) (0:12.08)

Rank	TAB#	Horse	Overall Time	First 400m	Top Speed km/h (Section)	L1200	L1000	L800	L600	L400	L200		
	(BAR#)	Jockey	Margin (DT-W)	Last 600m	Fastest Section (Time)	Start - 1000	1000 - 800	800 - 600	600 - 400	400 - 200	200 - Finish		
1	1	Blacksmith	1:12.70	0:25.13	65.5 (400-200)	1:12.70	0:59.07 [4]	0:47.57 [5]	0:35.44 [4]	0:23.25 [4]	0:11.87 [2]		
	(6)	Boris Thornton		0:35.43	400-200 (0:11.37)	(0:13.63)	(0:11.50)	(0:12.13)	(0:12.19)	(0:11.37)	(0:11.88)		
2	12	Submarine Mission	1:12.75	0:25.36	65.9 (400-200)	1:12.75	0:59.07 [5]	0:47.39 [6]	0:35.24 [5]	0:22.84 [6]	0:11.58 [5]		
	(1)	Jag Guthmann-Chester	0.3L (-1)	0:35.23	400-200 (0:11.26)	(0:13.68)	(0:11.68)	(0:12.15)	(0:12.39)	(0:11.26)	(0:11.58)		
3	2	Bull Rayner	1:12.88	0:25.63	65.6 (400-200)	1:12.88	0:58.95 [7]	0:47.26 [7]	0:35.08 [8]	0:22.91 [7]	0:11.62 [7]		
	(3)	Ben Thompson	1.0L (-4)	0:35.09	400-200 (0:11.29)	(0:13.93)	(0:11.70)	(0:12.17)	(0:12.18)	(0:11.29)	(0:11.62)		
4	10	Old Nifty	1:13.09	0:25.35	64.9 (1000-800)	1:13.09	0:59.36 [6]	0:47.74 [5]	0:35.51 [6]	0:23.23 [5]	0:11.84 [6]		
	(2)	Daniel Moor	2.3L (-3)	0:35.51	400-200 (0:11.39)	(0:13.73)	(0:11.62)	(0:12.23)	(0:12.28)	(0:11.39)	(0:11.84)		
5	4	It's Allabout Me	1:13.11	0:25.07	65.1 (1200 - 1000)	1:13.11	0:59.70 [2]	0:48.05 [4]	0:35.85 [4]	0:23.55 [5]	0:12.13 [5]		
	(5)	Cejay Graham	2.4L (-3)	0:35.84	400-200 (0:11.41)	(0:13.41)	(0:11.65)	(0:12.20)	(0:12.30)	(0:11.41)	(0:12.14)		
6	11	Punishment Day	1:13.13	0:25.07	65.6 (1000-800)	1:13.13	0:59.48 [5]	0:48.12 [3]	0:36.29 [2]	0:23.94 [2]	0:12.30 [3]		
	(7)	Michael Rodd	2.5L (-1)	0:35.93	1000-800 (0:11.36)	(0:13.65)	(0:11.36)	(0:11.83)	(0:12.35)	(0:11.64)	(0:12.30)		
7	13	True Intent	1:13.25	0:24.85	66.6 (1000-800)	1:13.25	0:59.79 [3]	0:48.40 [2]	0:36.39 [3]	0:24.23 [1]	0:12.45 [1]		
	(9)	Kyle Wilson-Taylor	3.2L (+3)	0:36.38	1000-800 (0:11.39)	(0:13.46)	(0:11.39)	(0:12.01)	(0:12.16)	(0:11.78)	(0:12.45)		
8	9	Nozomu	1:13.39	0:24.77	66.4 (1200 - 1000)	1:13.39	1:00.05 [1]	0:48.62 [1]	0:36.63 [1]	0:24.12 [3]	0:12.44 [4]		
	(8)	Nozi Tomizawa	4.0L (-3)	0:36.62	1000-800 (0:11.43)	(0:13.34)	(0:11.43)	(0:11.99)	(0:12.51)	(0:11.67)	(0:12.45)		
9	8	New Mexico	1:13.70	0:25.74	65.5 (400-200)	1:13.70	0:59.54 [8]	0:47.96 [9]	0:35.93 [7]	0:23.64 [8]	0:12.26 [8]		
	(4)	Robbie Dolan	5.9L (-3)	0:35.94	400-200 (0:11.38)	(0:14.16)	(0:11.58)	(0:12.03)	(0:12.30)	(0:11.38)	(0:12.26)		
10	6	King Dusty	1:13.80	0:25.66	64.5 (1000-800)	1:13.80	0:59.52 [9]	0:48.14 [8]	0:35.89 [9]	0:23.54 [9]	0:12.06 [9]		
	(10)	Taylor Marshall	6.5L (-3)	0:35.89	1000-800 (0:11.38)	(0:14.28)	(0:11.38)	(0:12.25)	(0:12.35)	(0:11.48)	(0:12.06)		

Scratched: By Force (#3), Jet Two Mars (#5), Metal Boss (#7)

Report Created: Wed 17 June 2026

(Note: Races are conducted over an approximate distance as close as possible to the advertised distance, and recorded data may vary accordingly. Official times refer to race times only and do not include handicap times.)

[] Position in running at each section and finish TAB# Saddle cloth number

Fastest split

-:-:- No data available at this section

BAR# Barrier/Gate Position

Fastest section

NA No data available

DNF Did not finish

DNT Did not track

DT-W Distance travelled compared to winner in metres

data processed by TRIPLES DATA

Horse/Jockey Name	Blacksmith/Boris Thornton
Finish Rank	1
Fastest Section Time (Section)	0:11.37 (400-200)
Top Speed [km/h] (Section)	65.5 (400-200)
Race State	Finished



Doomben QLD --Professional-2026-06-17

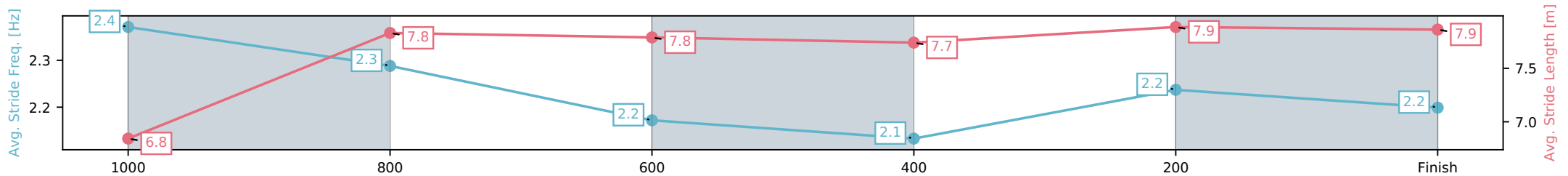
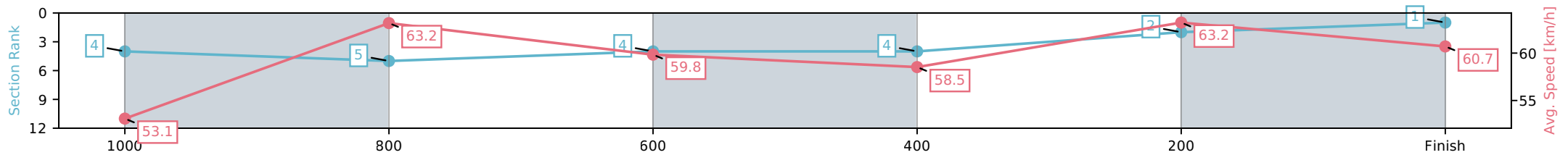
Race 2: Become a BRC Member QTIS Two-Years-Old Colts and Geldings Maiden Plate - 1200m

17 June 2026 - 1:08PM

Track Rating: Soft 7, Weather: Overcast, Rail Position: +9m Entire Circuit



Section	L1200	L1000	L800	L600	L400	L200
Section Times	1:12.70 (0:13.63)	0:59.07 [4] (0:11.50)	0:47.57 [5] (0:12.13)	0:35.44 [4] (0:12.19)	0:23.25 [4] (0:11.37)	0:11.87 [2] (0:11.88)
Average Speed [km/h]	53.1	63.2	59.8	58.5	63.2	60.7
Top Speed [km/h]	65.0	65.4	61.5	60.1	65.5	64.3
Avg. Dist. to Rail [m]	5.0	3.0	1.5	1.3	1.8	4.9
Avg. Stride Freq. [Hz]	2.4	2.3	2.2	2.1	2.2	2.2
Avg. Stride Length [m]	6.8	7.8	7.8	7.7	7.9	7.9

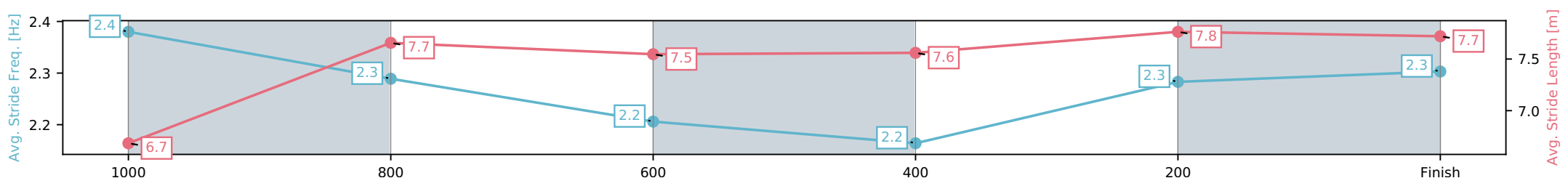
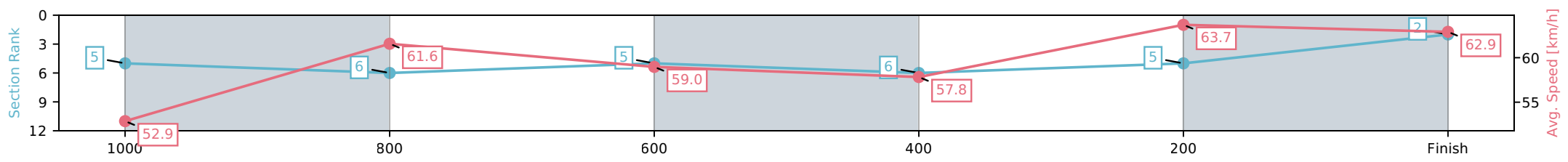


- [] Ranking at each section and finish
- :-:- No data available at this section
- NA No data available

Horse/Jockey Name	Submarine Mission/Jag Guthmann-Chester
Finish Rank	2
Fastest Section Time (Section)	0:11.26 (400-200)
Top Speed [km/h] (Section)	65.9 (400-200)
Race State	Finished



Section	L1200	L1000	L800	L600	L400	L200
Section Times	1:12.75 (0:13.68)	0:59.07 [5] (0:11.68)	0:47.39 [6] (0:12.15)	0:35.24 [5] (0:12.39)	0:22.84 [6] (0:11.26)	0:11.58 [5] (0:11.58)
Average Speed [km/h]	52.9	61.6	59.0	57.8	63.7	62.9
Top Speed [km/h]	65.0	64.4	59.7	59.7	65.9	64.7
Avg. Dist. to Rail [m]	1.2	0.6	1.0	0.9	1.0	1.2
Avg. Stride Freq. [Hz]	2.4	2.3	2.2	2.2	2.3	2.3
Avg. Stride Length [m]	6.7	7.7	7.5	7.6	7.8	7.7



[] Ranking at each section and finish
 -:-:- No data available at this section
 NA No data available

Horse/Jockey Name	Bull Rayner/Ben Thompson
Finish Rank	3
Fastest Section Time (Section)	0:11.29 (400-200)
Top Speed [km/h] (Section)	65.6 (400-200)
Race State	Finished



Doomben QLD --Professional-2026-06-17

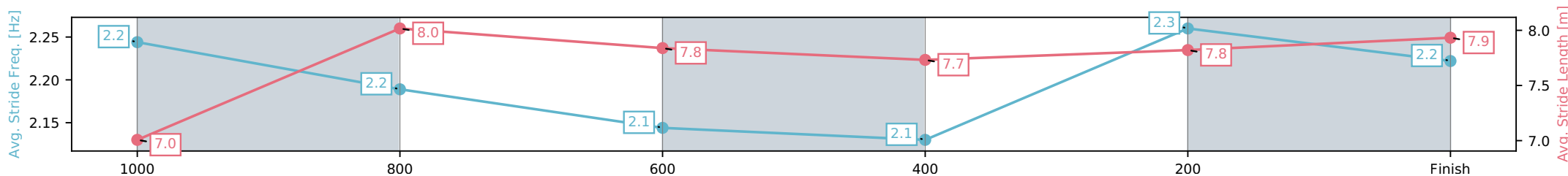
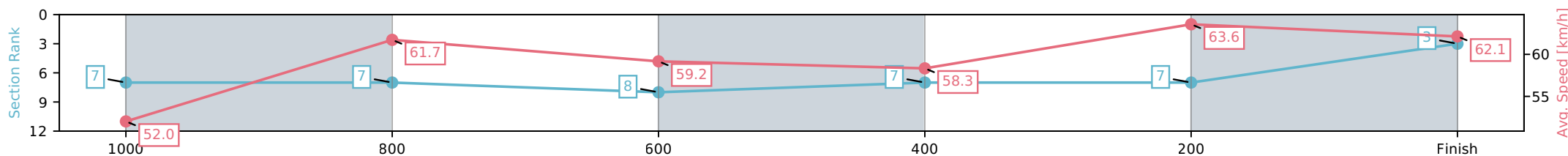
Race 2: Become a BRC Member QTIS Two-Years-Old Colts and Geldings Maiden Plate - 1200m

17 June 2026 - 1:08PM

Track Rating: Soft 7, Weather: Overcast, Rail Position: +9m Entire Circuit



Section	L1200	L1000	L800	L600	L400	L200
Section Times	1:12.88 (0:13.93)	0:58.95 [7] (0:11.70)	0:47.26 [7] (0:12.17)	0:35.08 [8] (0:12.18)	0:22.91 [7] (0:11.29)	0:11.62 [7] (0:11.62)
Average Speed [km/h]	52.0	61.7	59.2	58.3	63.6	62.1
Top Speed [km/h]	63.7	64.7	60.2	59.3	65.6	63.7
Avg. Dist. to Rail [m]	2.9	0.9	0.4	1.9	2.0	4.5
Avg. Stride Freq. [Hz]	2.2	2.2	2.1	2.1	2.3	2.2
Avg. Stride Length [m]	7.0	8.0	7.8	7.7	7.8	7.9



- [] Ranking at each section and finish
- :-:- No data available at this section
- NA No data available

Horse/Jockey Name	Old Nifty/Daniel Moor
Finish Rank	4
Fastest Section Time (Section)	0:11.39 (400-200)
Top Speed [km/h] (Section)	64.9 (1000-800)
Race State	Finished



Doomben QLD --Professional-2026-06-17

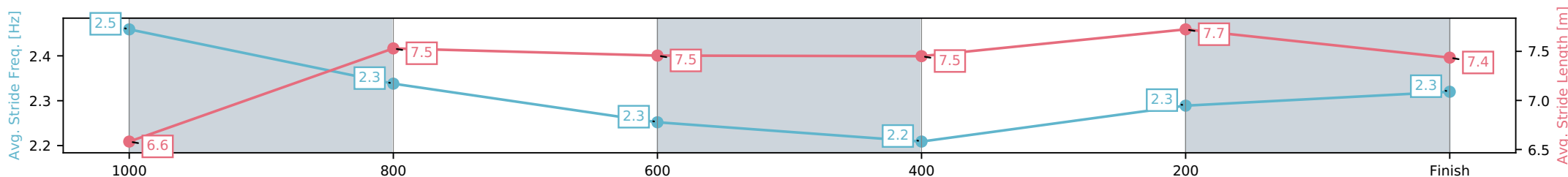
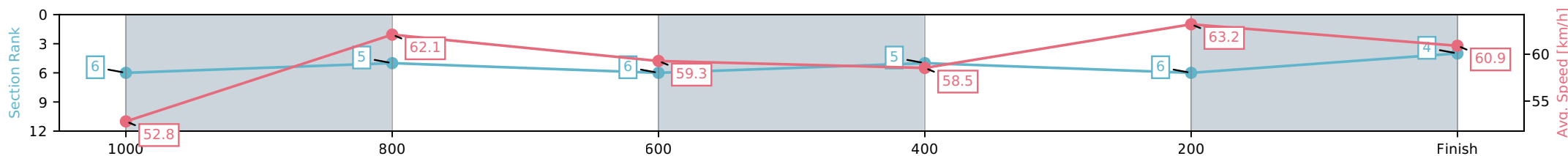
Race 2: Become a BRC Member QTIS Two-Years-Old Colts and Geldings Maiden Plate - 1200m

17 June 2026 - 1:08PM

Track Rating: Soft 7, Weather: Overcast, Rail Position: +9m Entire Circuit



Section	L1200	L1000	L800	L600	L400	L200
Section Times	1:13.09 (0:13.73)	0:59.36 [6] (0:11.62)	0:47.74 [5] (0:12.23)	0:35.51 [6] (0:12.28)	0:23.23 [5] (0:11.39)	0:11.84 [6] (0:11.84)
Average Speed [km/h]	52.8	62.1	59.3	58.5	63.2	60.9
Top Speed [km/h]	64.8	64.9	60.7	60.7	64.9	62.5
Avg. Dist. to Rail [m]	2.1	1.1	1.4	0.7	3.8	8.9
Avg. Stride Freq. [Hz]	2.5	2.3	2.3	2.2	2.3	2.3
Avg. Stride Length [m]	6.6	7.5	7.5	7.5	7.7	7.4



- [] Ranking at each section and finish
- :-:- No data available at this section
- NA No data available

Horse/Jockey Name	It's Allabout Me/Cejay Graham
Finish Rank	5
Fastest Section Time (Section)	0:11.41 (400-200)
Top Speed [km/h] (Section)	65.1 (1200 - 1000)
Race State	Finished



Doomben QLD --Professional-2026-06-17

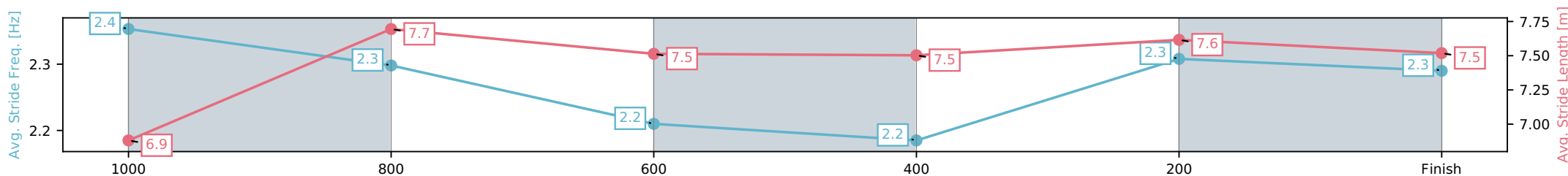
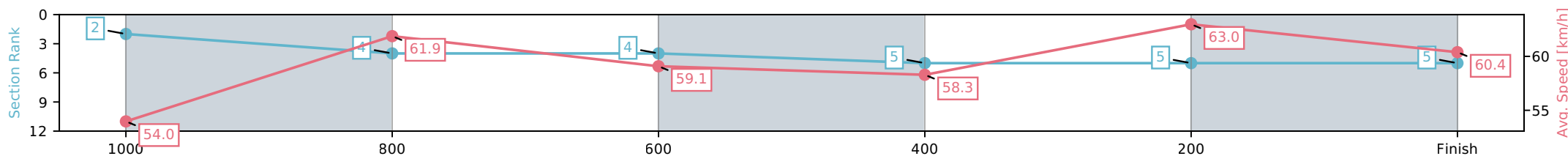
Race 2: Become a BRC Member QTIS Two-Years-Old Colts and Geldings Maiden Plate - 1200m

17 June 2026 - 1:08PM

Track Rating: Soft 7, Weather: Overcast, Rail Position: +9m Entire Circuit



Section	L1200	L1000	L800	L600	L400	L200
Section Times	1:13.11 (0:13.41)	0:59.70 [2] (0:11.65)	0:48.05 [4] (0:12.20)	0:35.85 [4] (0:12.30)	0:23.55 [5] (0:11.41)	0:12.13 [5] (0:12.14)
Average Speed [km/h]	54.0	61.9	59.1	58.3	63.0	60.4
Top Speed [km/h]	65.1	64.7	60.3	59.8	64.6	62.9
Avg. Dist. to Rail [m]	3.4	1.0	0.2	0.7	1.3	3.2
Avg. Stride Freq. [Hz]	2.4	2.3	2.2	2.2	2.3	2.3
Avg. Stride Length [m]	6.9	7.7	7.5	7.5	7.6	7.5



- [] Ranking at each section and finish
- :-:- No data available at this section
- NA No data available

Horse/Jockey Name	Punishment Day/Michael Rodd
Finish Rank	6
Fastest Section Time (Section)	0:11.36 (1000-800)
Top Speed [km/h] (Section)	65.6 (1000-800)
Race State	Finished



Doomben QLD --Professional-2026-06-17

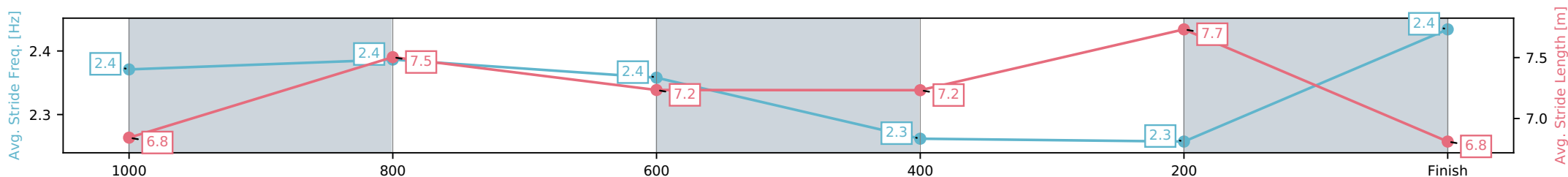
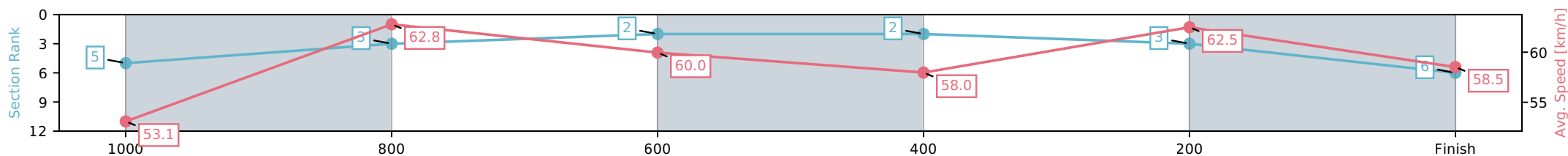
Race 2: Become a BRC Member QTIS Two-Years-Old Colts and Geldings Maiden Plate - 1200m

17 June 2026 - 1:08PM

Track Rating: Soft 7, Weather: Overcast, Rail Position: +9m Entire Circuit



Section	L1200	L1000	L800	L600	L400	L200
Section Times	1:13.13 (0:13.65)	0:59.48 [5] (0:11.36)	0:48.12 [3] (0:11.83)	0:36.29 [2] (0:12.35)	0:23.94 [2] (0:11.64)	0:12.30 [3] (0:12.30)
Average Speed [km/h]	53.1	62.8	60.0	58.0	62.5	58.5
Top Speed [km/h]	65.0	65.6	62.4	59.3	64.4	61.6
Avg. Dist. to Rail [m]	7.0	4.0	1.7	1.7	1.4	1.6
Avg. Stride Freq. [Hz]	2.4	2.4	2.4	2.3	2.3	2.4
Avg. Stride Length [m]	6.8	7.5	7.2	7.2	7.7	6.8



- [] Ranking at each section and finish
- :-:- No data available at this section
- NA No data available

Horse/Jockey Name	True Intent/Kyle Wilson-Taylor
Finish Rank	7
Fastest Section Time (Section)	0:11.39 (1000-800)
Top Speed [km/h] (Section)	66.6 (1000-800)
Race State	Finished



Doomben QLD --Professional-2026-06-17

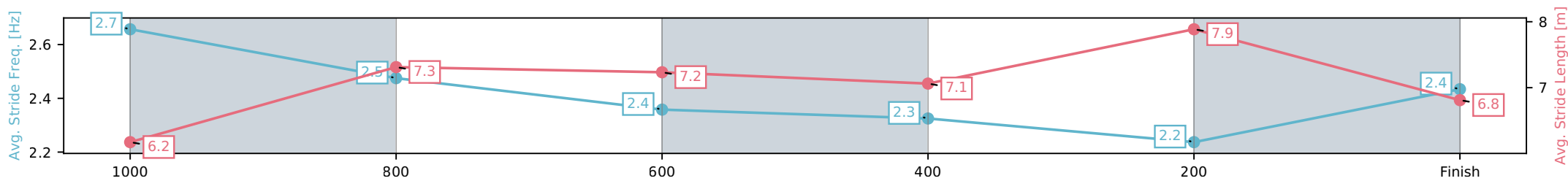
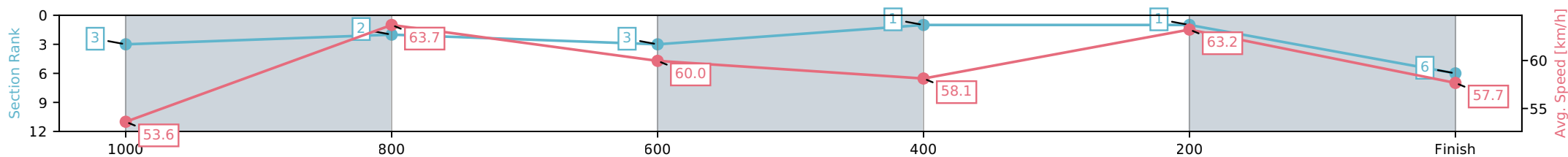
Race 2: Become a BRC Member QTIS Two-Years-Old Colts and Geldings Maiden Plate - 1200m

17 June 2026 - 1:08PM

Track Rating: Soft 7, Weather: Overcast, Rail Position: +9m Entire Circuit



Section	L1200	L1000	L800	L600	L400	L200
Section Times	1:13.25 (0:13.46)	0:59.79 [3] (0:11.39)	0:48.40 [2] (0:12.01)	0:36.39 [3] (0:12.16)	0:24.23 [1] (0:11.78)	0:12.45 [1] (0:12.45)
Average Speed [km/h]	53.6	63.7	60.0	58.1	63.2	57.7
Top Speed [km/h]	66.5	66.6	62.4	59.8	65.5	61.6
Avg. Dist. to Rail [m]	7.7	3.2	0.4	3.0	1.1	0.4
Avg. Stride Freq. [Hz]	2.7	2.5	2.4	2.3	2.2	2.4
Avg. Stride Length [m]	6.2	7.3	7.2	7.1	7.9	6.8



- [] Ranking at each section and finish
- :-:- No data available at this section
- NA No data available

Horse/Jockey Name	Nozomu/Nozi Tomizawa
Finish Rank	8
Fastest Section Time (Section)	0:11.43 (1000-800)
Top Speed [km/h] (Section)	66.4 (1200 - 1000)
Race State	Finished



Doomben QLD --Professional-2026-06-17

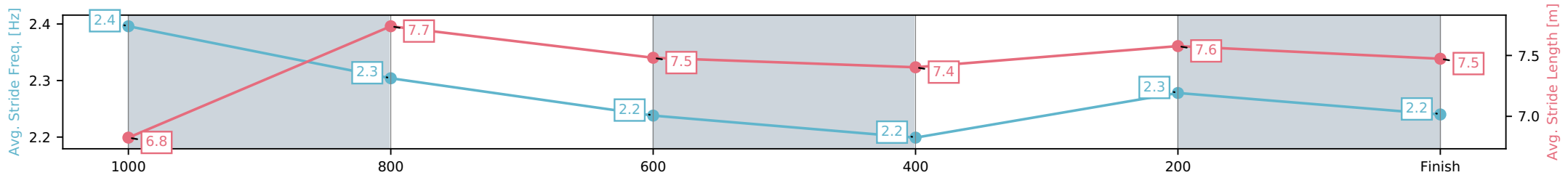
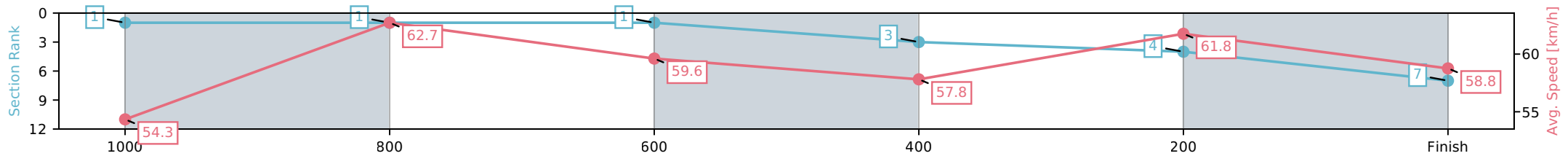
Race 2: Become a BRC Member QTIS Two-Years-Old Colts and Geldings Maiden Plate - 1200m

17 June 2026 - 1:08PM

Track Rating: Soft 7, Weather: Overcast, Rail Position: +9m Entire Circuit



Section	L1200	L1000	L800	L600	L400	L200
Section Times	1:13.39 (0:13.34)	1:00.05 [1] (0:11.43)	0:48.62 [1] (0:11.99)	0:36.63 [1] (0:12.51)	0:24.12 [3] (0:11.67)	0:12.44 [4] (0:12.45)
Average Speed [km/h]	54.3	62.7	59.6	57.8	61.8	58.8
Top Speed [km/h]	66.4	66.3	60.8	58.9	63.2	61.2
Avg. Dist. to Rail [m]	6.0	1.5	1.2	0.7	0.8	0.9
Avg. Stride Freq. [Hz]	2.4	2.3	2.2	2.2	2.3	2.2
Avg. Stride Length [m]	6.8	7.7	7.5	7.4	7.6	7.5



- [] Ranking at each section and finish
- :-:- No data available at this section
- NA No data available

Horse/Jockey Name	New Mexico/Robbie Dolan
Finish Rank	9
Fastest Section Time (Section)	0:11.38 (400-200)
Top Speed [km/h] (Section)	65.5 (400-200)
Race State	Finished



Doomben QLD --Professional-2026-06-17

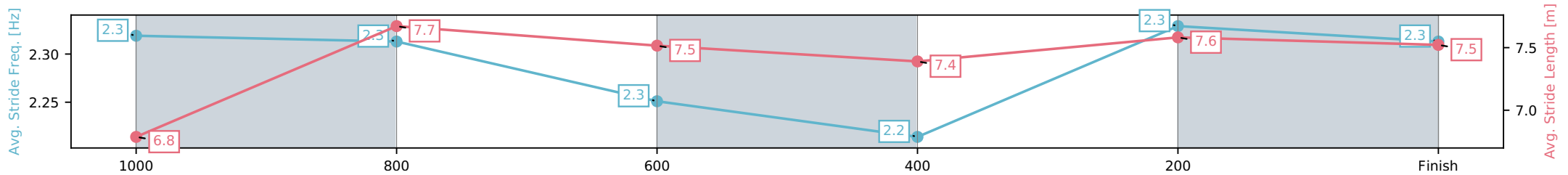
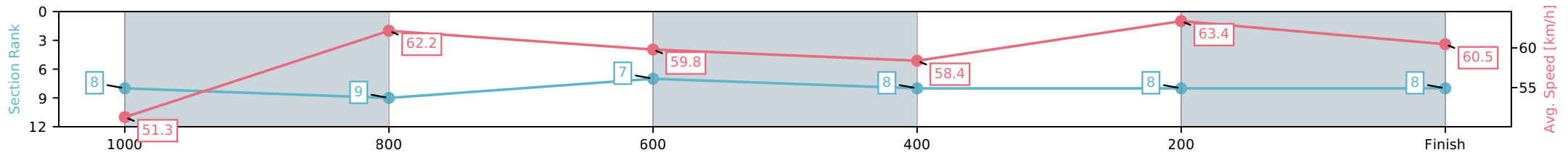
Race 2: Become a BRC Member QTIS Two-Years-Old Colts and Geldings Maiden Plate - 1200m

17 June 2026 - 1:08PM

Track Rating: Soft 7, Weather: Overcast, Rail Position: +9m Entire Circuit



Section	L1200	L1000	L800	L600	L400	L200
Section Times	1:13.70 (0:14.16)	0:59.54 [8] (0:11.58)	0:47.96 [9] (0:12.03)	0:35.93 [7] (0:12.30)	0:23.64 [8] (0:11.38)	0:12.26 [8] (0:12.26)
Average Speed [km/h]	51.3	62.2	59.8	58.4	63.4	60.5
Top Speed [km/h]	64.2	63.5	60.7	59.6	65.5	64.5
Avg. Dist. to Rail [m]	3.6	0.6	0.3	0.5	2.4	4.6
Avg. Stride Freq. [Hz]	2.3	2.3	2.3	2.2	2.3	2.3
Avg. Stride Length [m]	6.8	7.7	7.5	7.4	7.6	7.5



- [] Ranking at each section and finish
- :-:- No data available at this section
- NA No data available

Horse/Jockey Name	King Dusty/Taylor Marshall
Finish Rank	10
Fastest Section Time (Section)	0:11.38 (1000-800)
Top Speed [km/h] (Section)	64.5 (1000-800)
Race State	Finished



Doomben QLD --Professional-2026-06-17

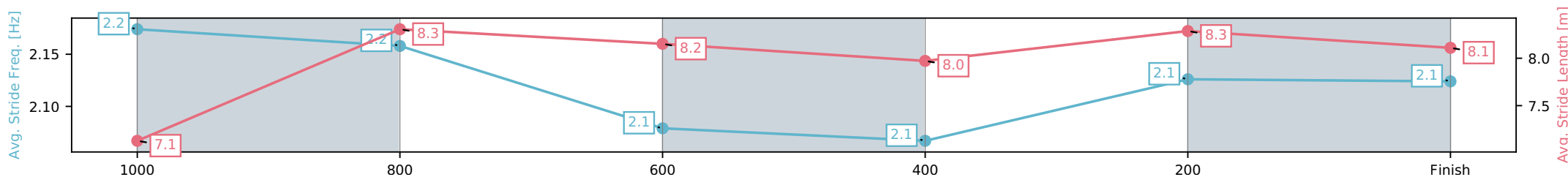
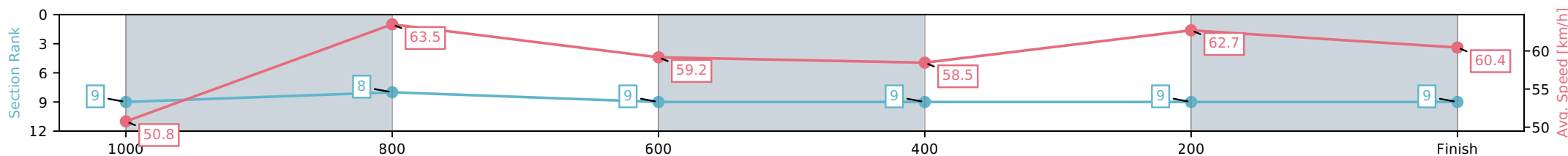
Race 2: Become a BRC Member QTIS Two-Years-Old Colts and Geldings Maiden Plate - 1200m

17 June 2026 - 1:08PM

Track Rating: Soft 7, Weather: Overcast, Rail Position: +9m Entire Circuit



Section	L1200	L1000	L800	L600	L400	L200
Section Times	1:13.80 (0:14.28)	0:59.52 [9] (0:11.38)	0:48.14 [8] (0:12.25)	0:35.89 [9] (0:12.35)	0:23.54 [9] (0:11.48)	0:12.06 [9] (0:12.06)
Average Speed [km/h]	50.8	63.5	59.2	58.5	62.7	60.4
Top Speed [km/h]	63.3	64.5	61.9	60.6	63.9	62.5
Avg. Dist. to Rail [m]	6.8	1.7	1.6	0.7	2.1	4.1
Avg. Stride Freq. [Hz]	2.2	2.2	2.1	2.1	2.1	2.1
Avg. Stride Length [m]	7.1	8.3	8.2	8.0	8.3	8.1



- [] Ranking at each section and finish
- :-:- No data available at this section
- NA No data available



Doomben QLD
Race 3: Sky Racing Maiden Plate - 1350m
 17 June 2026 - 1:43PM



BRISBANE
RACING CLUB

Track Rating: Soft 7, Weather: Overcast, Rail Position: +9m Entire Circuit

Field Times 1:22.03 1:10.85 0:59.90 0:47.86 0:35.94 0:23.81 0:12.17
 (Race Tempo) (0:11.18) (0:10.95) (0:12.04) (0:11.93) (0:12.13) (0:11.64) (0:12.17)

Rank	TAB#	Horse	Overall Time	First 400m	Top Speed km/h (Section)	L1350	L1200	L1000	L800	L600	L400	L200	
	(BAR#)	Jockey	Margin (DT-W)	Last 600m	Fastest Section (Time)	Start - 1200	1200 - 1000	1000 - 800	800 - 600	600 - 400	400 - 200	200 - Finish	
11	15	Teddy Too Cheap	1:23.54	0:25.51	66.7 (1200-1000)	1:23.54	1:12.00 [6]	1:00.97 [6]	0:48.75 [8]	0:36.84 [8]	0:24.76 [10]	0:12.72 [11]	
	(1)	Jag Guthmann-Chester	8.9L (+6)	0:36.83	1200-1000 (0:11.03)	(0:11.54)	(0:11.03)	(0:12.22)	(0:11.91)	(0:12.07)	(0:12.04)	(0:12.72)	

Scratched: Rosa Kiss (#3), Crusader Voyage (#4), Had It All (#10), Jolly Japes (#11), Urban Princess (#14)

Report Created: Wed 17 June 2026

(Note: Races are conducted over an approximate distance as close as possible to the advertised distance, and recorded data may vary accordingly. Official times refer to race times only and do not include handicap times.)

[] Position in running at each section and finish TAB# Saddle cloth number
 -:-:- No data available at this section BAR# Barrier/Gate Position
 NA No data available DNF Did not finish
 DNT Did not track DT-W Distance travelled compared to winner in metres

Fastest split
 Fastest section

data processed by **TRIPLES DATA**

Horse/Jockey Name	Tinklejazz/Robbie Dolan
Finish Rank	1
Fastest Section Time (Section)	0:11.13 (1200-1000)
Top Speed [km/h] (Section)	65.3 (1200-1000)
Race State	Finished



Doomben QLD --Professional-2026-06-17

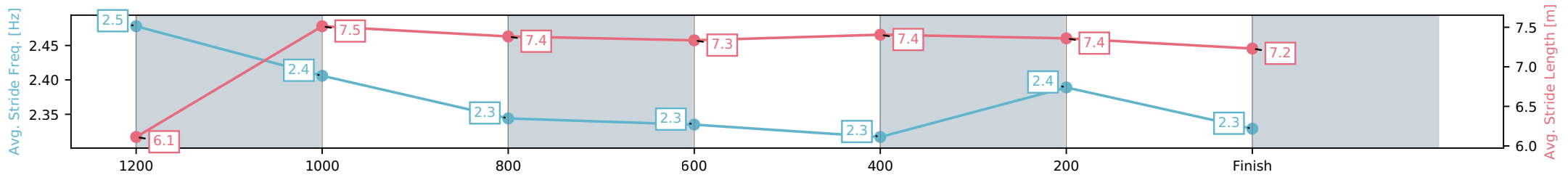
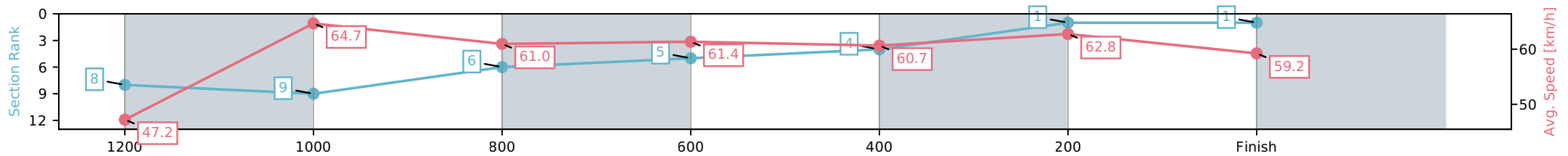
Race 3: Sky Racing Maiden Plate - 1350m

17 June 2026 - 1:43PM

Track Rating: Soft 7, Weather: Overcast, Rail Position: +9m Entire Circuit



Section	L1350	L1200	L1000	L800	L600	L400	L200
Section Times	1:22.03 (0:11.69)	1:10.34 [8] (0:11.13)	0:59.20 [9] (0:11.86)	0:47.34 [6] (0:11.78)	0:35.56 [5] (0:11.92)	0:23.65 [4] (0:11.48)	0:12.17 [1] (0:12.17)
Average Speed [km/h]	47.2	64.7	61.0	61.4	60.7	62.8	59.2
Top Speed [km/h]	64.0	65.3	64.4	62.4	62.0	64.1	61.8
Avg. Dist. to Rail [m]	9.8	2.9	1.9	0.7	0.6	2.1	2.4
Avg. Stride Freq. [Hz]	2.5	2.4	2.3	2.3	2.3	2.4	2.3
Avg. Stride Length [m]	6.1	7.5	7.4	7.3	7.4	7.4	7.2



- [] Ranking at each section and finish
- :-:- No data available at this section
- NA No data available

Horse/Jockey Name	Dust Cloud/Ben Thompson
Finish Rank	2
Fastest Section Time (Section)	0:11.08 (1200-1000)
Top Speed [km/h] (Section)	66.7 (1200-1000)
Race State	Finished



Doomben QLD --Professional-2026-06-17

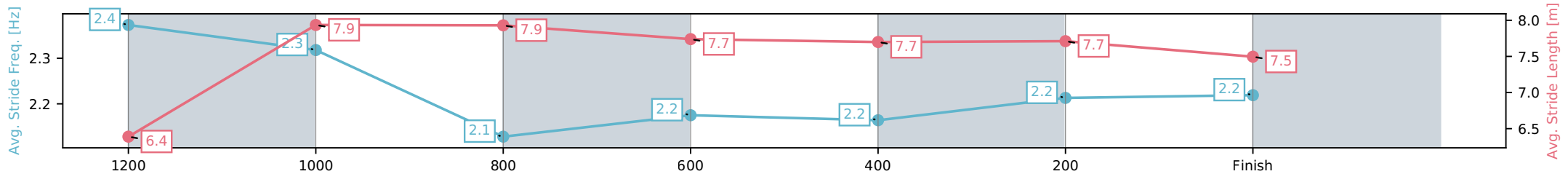
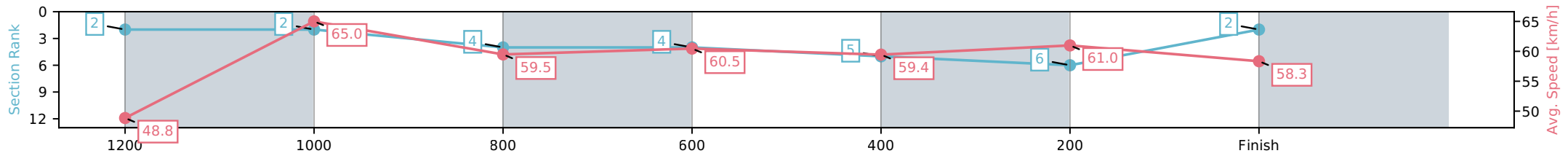
Race 3: Sky Racing Maiden Plate - 1350m

17 June 2026 - 1:43PM

Track Rating: Soft 7, Weather: Overcast, Rail Position: +9m Entire Circuit



Section	L1350	L1200	L1000	L800	L600	L400	L200
Section Times	1:22.43 (0:11.25)	1:11.18 [2] (0:11.08)	1:00.10 [2] (0:12.10)	0:48.00 [4] (0:11.94)	0:36.07 [4] (0:12.05)	0:24.02 [5] (0:11.78)	0:12.24 [6] (0:12.24)
Average Speed [km/h]	48.8	65.0	59.5	60.5	59.4	61.0	58.3
Top Speed [km/h]	65.9	66.7	62.7	61.5	61.1	61.9	61.5
Avg. Dist. to Rail [m]	2.9	1.4	0.2	0.3	0.8	1.1	0.3
Avg. Stride Freq. [Hz]	2.4	2.3	2.1	2.2	2.2	2.2	2.2
Avg. Stride Length [m]	6.4	7.9	7.9	7.7	7.7	7.7	7.5



[] Ranking at each section and finish
 -:-:- No data available at this section
 NA No data available

Horse/Jockey Name	English Conqueror/Taylor Marshall
Finish Rank	3
Fastest Section Time (Section)	0:10.97 (1200-1000)
Top Speed [km/h] (Section)	66.5 (1200-1000)
Race State	Finished



Doomben QLD --Professional-2026-06-17

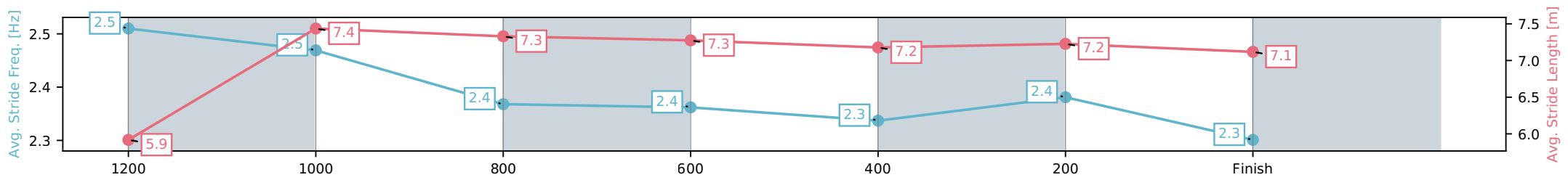
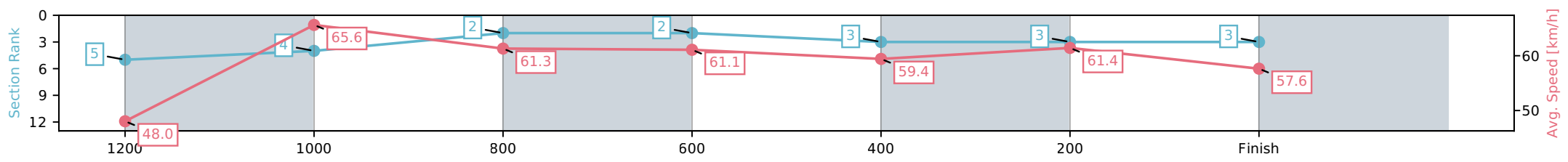
Race 3: Sky Racing Maiden Plate - 1350m

17 June 2026 - 1:43PM

Track Rating: Soft 7, Weather: Overcast, Rail Position: +9m Entire Circuit



Section	L1350	L1200	L1000	L800	L600	L400	L200
Section Times	1:22.44 (0:11.44)	1:11.00 [5] (0:10.97)	1:00.02 [4] (0:11.84)	0:48.18 [2] (0:11.91)	0:36.27 [2] (0:12.15)	0:24.12 [3] (0:11.74)	0:12.38 [3] (0:12.38)
Average Speed [km/h]	48.0	65.6	61.3	61.1	59.4	61.4	57.6
Top Speed [km/h]	64.5	66.5	65.0	61.6	60.4	62.9	61.0
Avg. Dist. to Rail [m]	5.8	3.1	2.7	2.2	0.8	0.9	2.2
Avg. Stride Freq. [Hz]	2.5	2.5	2.4	2.4	2.3	2.4	2.3
Avg. Stride Length [m]	5.9	7.4	7.3	7.3	7.2	7.2	7.1



[] Ranking at each section and finish
 -:-:- No data available at this section
 NA No data available

Horse/Jockey Name	King Chance/Georgina Cartwright
Finish Rank	4
Fastest Section Time (Section)	0:11.14 (1200-1000)
Top Speed [km/h] (Section)	65.1 (1200-1000)
Race State	Finished



Doomben QLD --Professional-2026-06-17

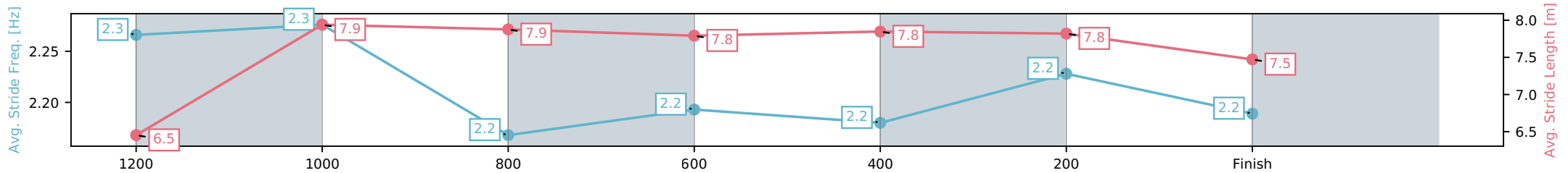
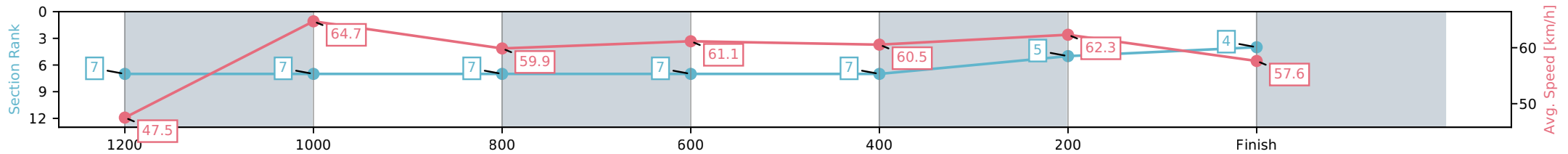
Race 3: Sky Racing Maiden Plate - 1350m

17 June 2026 - 1:43PM

Track Rating: Soft 7, Weather: Overcast, Rail Position: +9m Entire Circuit



Section	L1350	L1200	L1000	L800	L600	L400	L200
Section Times	1:22.58 (0:11.56)	1:11.02 [7] (0:11.14)	0:59.88 [7] (0:12.09)	0:47.79 [7] (0:11.85)	0:35.94 [7] (0:11.97)	0:23.97 [7] (0:11.57)	0:12.40 [5] (0:12.40)
Average Speed [km/h]	47.5	64.7	59.9	61.1	60.5	62.3	57.6
Top Speed [km/h]	63.6	65.1	63.9	62.7	61.6	63.4	61.1
Avg. Dist. to Rail [m]	3.9	2.0	1.9	1.3	1.1	2.2	3.6
Avg. Stride Freq. [Hz]	2.3	2.3	2.2	2.2	2.2	2.2	2.2
Avg. Stride Length [m]	6.5	7.9	7.9	7.8	7.8	7.8	7.5

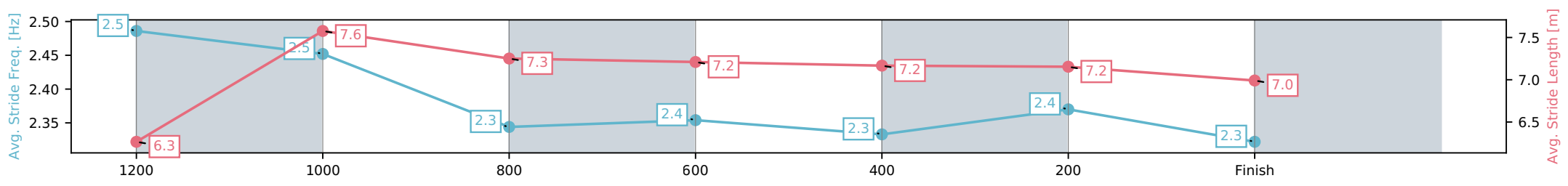
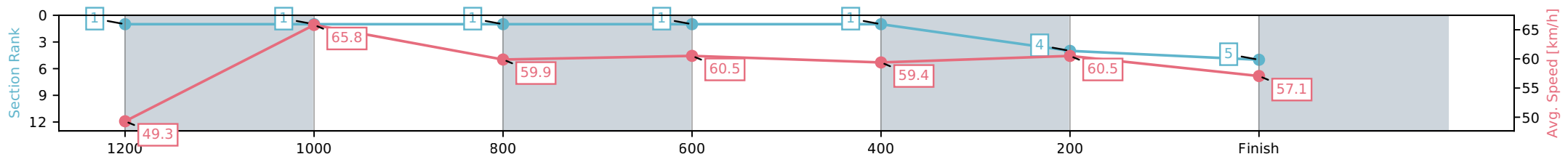


- [] Ranking at each section and finish
- :-:- No data available at this section
- NA No data available

Horse/Jockey Name	Tassorati/Emily Lang
Finish Rank	5
Fastest Section Time (Section)	0:10.95 (1200-1000)
Top Speed [km/h] (Section)	67.8 (1200-1000)
Race State	Finished



Section	L1350	L1200	L1000	L800	L600	L400	L200
Section Times	1:22.60 (0:11.18)	1:11.42 [1] (0:10.95)	1:00.47 [1] (0:12.04)	0:48.43 [1] (0:11.93)	0:36.51 [1] (0:12.13)	0:24.38 [1] (0:11.88)	0:12.50 [4] (0:12.50)
Average Speed [km/h]	49.3	65.8	59.9	60.5	59.4	60.5	57.1
Top Speed [km/h]	66.7	67.8	62.7	61.4	59.9	62.0	59.8
Avg. Dist. to Rail [m]	9.4	2.9	0.6	0.4	0.4	0.7	1.5
Avg. Stride Freq. [Hz]	2.5	2.5	2.3	2.4	2.3	2.4	2.3
Avg. Stride Length [m]	6.3	7.6	7.3	7.2	7.2	7.2	7.0



[] Ranking at each section and finish
 -:-:- No data available at this section
 NA No data available

Horse/Jockey Name	Iconify/Leah Martyn
Finish Rank	6
Fastest Section Time (Section)	0:11.25 (1200-1000)
Top Speed [km/h] (Section)	65.4 (1200-1000)
Race State	Finished



Doomben QLD --Professional-2026-06-17

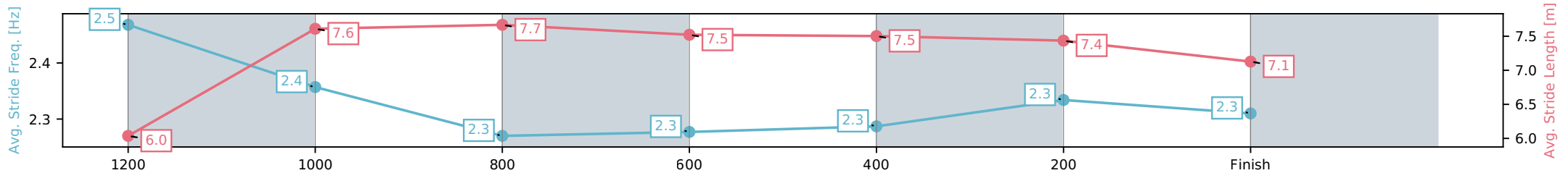
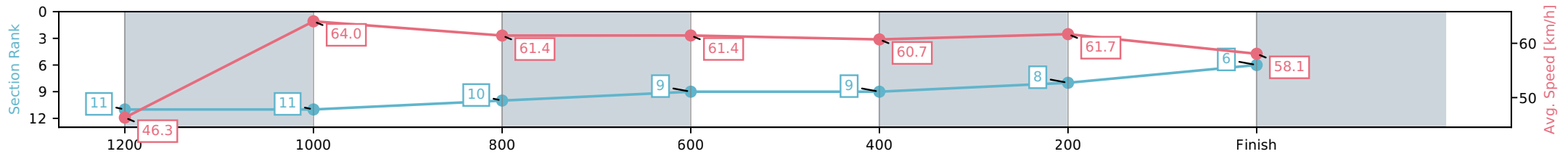
Race 3: Sky Racing Maiden Plate - 1350m

17 June 2026 - 1:43PM

Track Rating: Soft 7, Weather: Overcast, Rail Position: +9m Entire Circuit



Section	L1350	L1200	L1000	L800	L600	L400	L200
Section Times	1:22.61 (0:11.90)	1:10.71 [11] (0:11.25)	0:59.46 [11] (0:11.83)	0:47.63 [10] (0:11.81)	0:35.82 [9] (0:11.98)	0:23.84 [9] (0:11.70)	0:12.14 [8] (0:12.14)
Average Speed [km/h]	46.3	64.0	61.4	61.4	60.7	61.7	58.1
Top Speed [km/h]	62.9	65.4	64.3	63.2	63.3	62.3	60.1
Avg. Dist. to Rail [m]	10.5	5.0	3.1	1.6	1.7	3.3	5.0
Avg. Stride Freq. [Hz]	2.5	2.4	2.3	2.3	2.3	2.3	2.3
Avg. Stride Length [m]	6.0	7.6	7.7	7.5	7.5	7.4	7.1



- [] Ranking at each section and finish
- :-:- No data available at this section
- NA No data available

Horse/Jockey Name	Arctic Bright/Cejay Graham
Finish Rank	7
Fastest Section Time (Section)	0:10.95 (1200-1000)
Top Speed [km/h] (Section)	66.8 (1200-1000)
Race State	Finished



Doomben QLD --Professional-2026-06-17

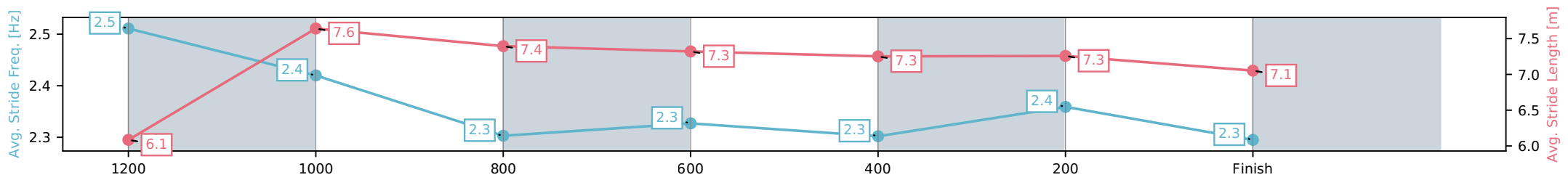
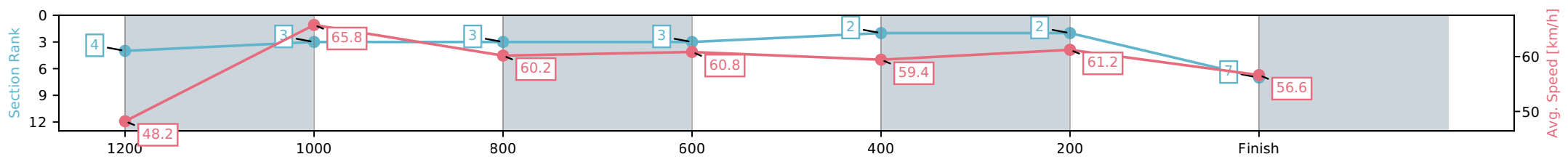
Race 3: Sky Racing Maiden Plate - 1350m

17 June 2026 - 1:43PM

Track Rating: Soft 7, Weather: Overcast, Rail Position: +9m Entire Circuit



Section	L1350	L1200	L1000	L800	L600	L400	L200
Section Times	1:22.64 (0:11.39)	1:11.25 [4] (0:10.95)	1:00.29 [3] (0:12.00)	0:48.29 [3] (0:11.84)	0:36.45 [3] (0:12.10)	0:24.35 [2] (0:11.75)	0:12.60 [2] (0:12.60)
Average Speed [km/h]	48.2	65.8	60.2	60.8	59.4	61.2	56.6
Top Speed [km/h]	65.9	66.8	63.3	61.6	60.4	62.4	60.4
Avg. Dist. to Rail [m]	6.8	3.0	1.4	0.3	0.4	0.5	1.0
Avg. Stride Freq. [Hz]	2.5	2.4	2.3	2.3	2.3	2.4	2.3
Avg. Stride Length [m]	6.1	7.6	7.4	7.3	7.3	7.3	7.1



[] Ranking at each section and finish
 -:-:- No data available at this section
 NA No data available

Horse/Jockey Name	Speegle/Chelsea Baker
Finish Rank	8
Fastest Section Time (Section)	0:11.28 (1200-1000)
Top Speed [km/h] (Section)	65.5 (1200-1000)
Race State	Finished



Doomben QLD --Professional-2026-06-17

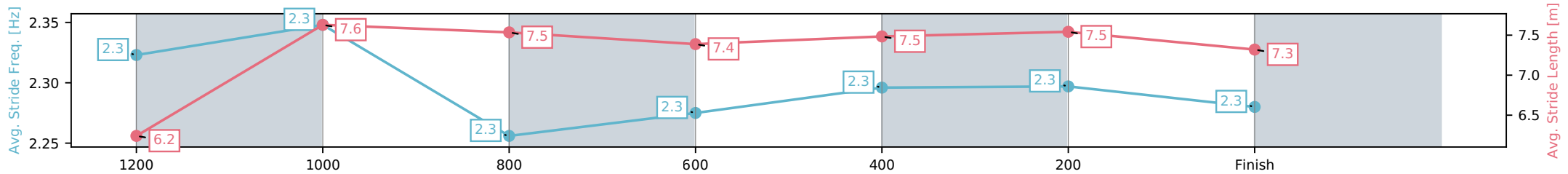
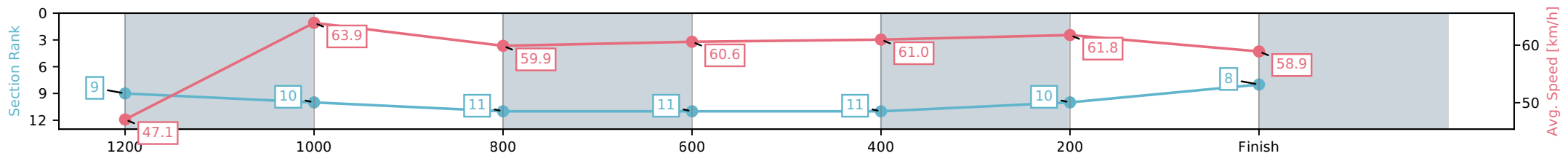
Race 3: Sky Racing Maiden Plate - 1350m

17 June 2026 - 1:43PM

Track Rating: Soft 7, Weather: Overcast, Rail Position: +9m Entire Circuit



Section	L1350	L1200	L1000	L800	L600	L400	L200
Section Times	1:22.72 (0:11.70)	1:11.02 [9] (0:11.28)	0:59.74 [10] (0:12.06)	0:47.68 [11] (0:11.95)	0:35.73 [11] (0:11.94)	0:23.79 [11] (0:11.70)	0:12.09 [10] (0:12.09)
Average Speed [km/h]	47.1	63.9	59.9	60.6	61.0	61.8	58.9
Top Speed [km/h]	63.7	65.5	63.5	64.0	64.2	63.0	61.0
Avg. Dist. to Rail [m]	7.2	1.5	1.0	1.2	1.9	3.0	6.3
Avg. Stride Freq. [Hz]	2.3	2.3	2.3	2.3	2.3	2.3	2.3
Avg. Stride Length [m]	6.2	7.6	7.5	7.4	7.5	7.5	7.3



- [] Ranking at each section and finish
- :-:- No data available at this section
- NA No data available

Horse/Jockey Name	Canya Berich/Mark Du Plessis
Finish Rank	9
Fastest Section Time (Section)	0:11.00 (1200-1000)
Top Speed [km/h] (Section)	66.9 (1200-1000)
Race State	Finished



Doomben QLD --Professional-2026-06-17

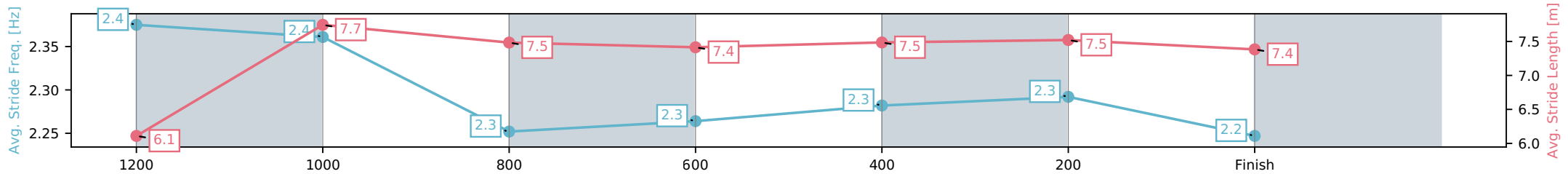
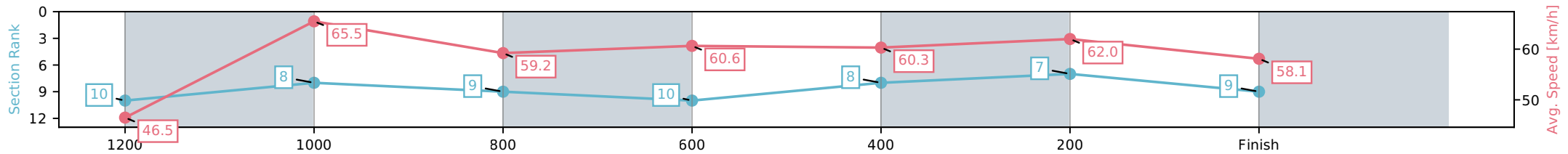
Race 3: Sky Racing Maiden Plate - 1350m

17 June 2026 - 1:43PM

Track Rating: Soft 7, Weather: Overcast, Rail Position: +9m Entire Circuit



Section	L1350	L1200	L1000	L800	L600	L400	L200
Section Times	1:22.74 (0:11.80)	1:10.94 [10] (0:11.00)	0:59.94 [8] (0:12.15)	0:47.79 [9] (0:11.90)	0:35.90 [10] (0:11.92)	0:23.97 [8] (0:11.63)	0:12.34 [7] (0:12.34)
Average Speed [km/h]	46.5	65.5	59.2	60.6	60.3	62.0	58.1
Top Speed [km/h]	62.6	66.9	63.3	63.0	62.8	63.0	61.6
Avg. Dist. to Rail [m]	5.2	1.1	0.4	0.1	0.2	2.1	3.0
Avg. Stride Freq. [Hz]	2.4	2.4	2.3	2.3	2.3	2.3	2.2
Avg. Stride Length [m]	6.1	7.7	7.5	7.4	7.5	7.5	7.4



[] Ranking at each section and finish
 -:-:- No data available at this section
 NA No data available

Horse/Jockey Name	Pure Audacity/Boris Thornton
Finish Rank	10
Fastest Section Time (Section)	0:11.19 (1200-1000)
Top Speed [km/h] (Section)	65.1 (1200-1000)
Race State	Finished



Doomben QLD --Professional-2026-06-17

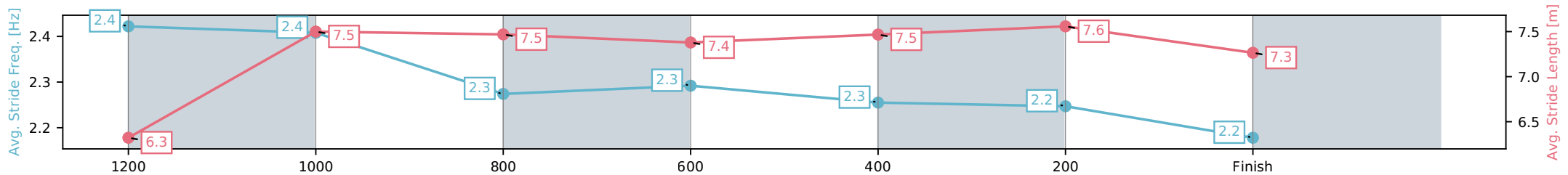
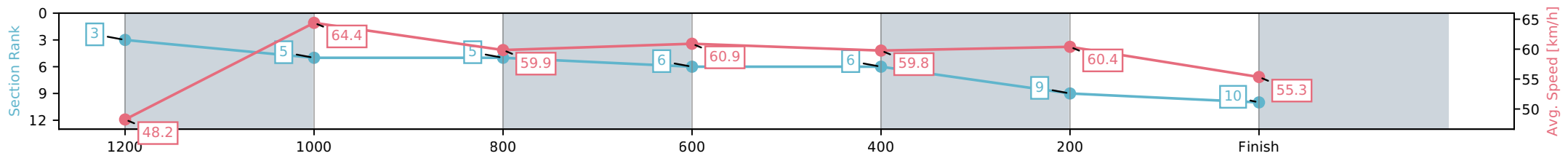
Race 3: Sky Racing Maiden Plate - 1350m

17 June 2026 - 1:43PM

Track Rating: Soft 7, Weather: Overcast, Rail Position: +9m Entire Circuit



Section	L1350	L1200	L1000	L800	L600	L400	L200
Section Times	1:23.32 (0:11.38)	1:11.94 [3] (0:11.19)	1:00.75 [5] (0:12.10)	0:48.66 [5] (0:11.89)	0:36.76 [6] (0:12.02)	0:24.74 [6] (0:11.90)	0:12.84 [9] (0:12.84)
Average Speed [km/h]	48.2	64.4	59.9	60.9	59.8	60.4	55.3
Top Speed [km/h]	63.8	65.1	63.7	61.7	61.3	61.3	58.9
Avg. Dist. to Rail [m]	2.7	2.5	2.4	1.2	0.7	0.7	0.6
Avg. Stride Freq. [Hz]	2.4	2.4	2.3	2.3	2.3	2.2	2.2
Avg. Stride Length [m]	6.3	7.5	7.5	7.4	7.5	7.6	7.3



- [] Ranking at each section and finish
- :-:- No data available at this section
- NA No data available

Horse/Jockey Name	Teddy Too Cheap/Jag Guthmann-Chester
Finish Rank	11
Fastest Section Time (Section)	0:11.03 (1200-1000)
Top Speed [km/h] (Section)	66.7 (1200-1000)
Race State	Finished



Doomben QLD --Professional-2026-06-17

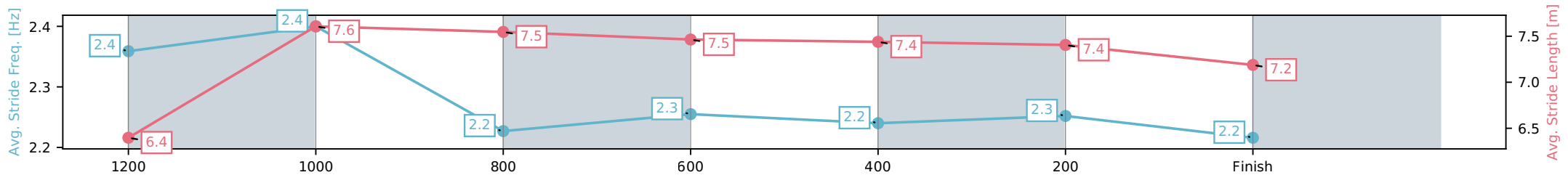
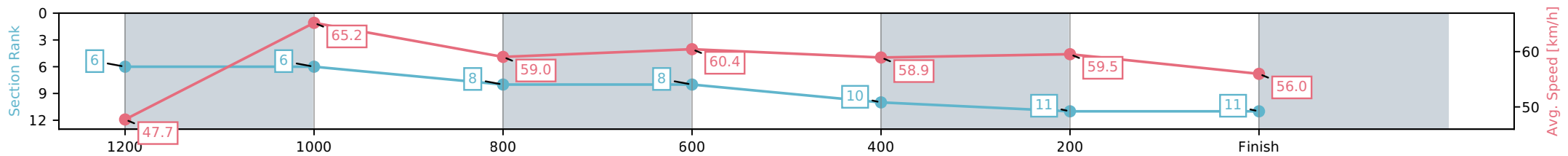
Race 3: Sky Racing Maiden Plate - 1350m

17 June 2026 - 1:43PM

Track Rating: Soft 7, Weather: Overcast, Rail Position: +9m Entire Circuit



Section	L1350	L1200	L1000	L800	L600	L400	L200
Section Times	1:23.54 (0:11.54)	1:12.00 [6] (0:11.03)	1:00.97 [6] (0:12.22)	0:48.75 [8] (0:11.91)	0:36.84 [8] (0:12.07)	0:24.76 [10] (0:12.04)	0:12.72 [11] (0:12.72)
Average Speed [km/h]	47.7	65.2	59.0	60.4	58.9	59.5	56.0
Top Speed [km/h]	64.2	66.7	62.8	62.6	61.1	60.8	58.2
Avg. Dist. to Rail [m]	0.8	0.5	0.8	0.3	2.0	1.5	1.0
Avg. Stride Freq. [Hz]	2.4	2.4	2.2	2.3	2.2	2.3	2.2
Avg. Stride Length [m]	6.4	7.6	7.5	7.5	7.4	7.4	7.2



[] Ranking at each section and finish
 -:-:- No data available at this section
 NA No data available



Doomben QLD
Race 4: Cricks Highway BM70 Handicap - 1200m
 17 June 2026 - 2:18PM



BRISBANE
RACING CLUB

Track Rating: Soft 7, Weather: Overcast, Rail Position: +9m Entire Circuit

Field Times 1:11.73 0:58.24 0:46.70 0:34.76 0:23.05 0:11.91
 (Race Tempo) (0:13.49) (0:11.54) (0:11.94) (0:11.70) (0:11.14) (0:11.91)

Rank	TAB#	Horse	Overall Time	First 400m	Top Speed km/h (Section)	L1200	L1000	L800	L600	L400	L200		
	(BAR#)	Jockey	Margin (DT-W)	Last 600m	Fastest Section (Time)	Start - 1000	1000 - 800	800 - 600	600 - 400	400 - 200	200 - Finish		
1	5	Nepravda	1:11.73	0:25.03	65.0 (1200 - 1000)	1:11.73	0:58.24 [1]	0:46.70 [1]	0:34.73 [2]	0:22.97 [2]	0:11.85 [2]		
	(1)	Michael Rodd		0:34.74	400-200 (0:11.13)	(0:13.49)	(0:11.54)	(0:11.97)	(0:11.76)	(0:11.13)	(0:11.85)		
2	7	Gagnante Enchere	1:11.90	0:25.07	65.7 (1000-800)	1:11.90	0:58.30 [2]	0:46.84 [2]	0:34.92 [1]	0:23.22 [1]	0:12.08 [1]		
	(4)	Cejay Graham	1.0L (-9)	0:34.92	400-200 (0:11.14)	(0:13.60)	(0:11.47)	(0:11.91)	(0:11.70)	(0:11.14)	(0:12.08)		
3	3	Tornado Express	1:12.06	0:25.51	66.7 (400-200)	1:12.06	0:58.14 [6]	0:46.54 [5]	0:34.58 [5]	0:22.96 [5]	0:11.88 [4]		
	(5)	Sean Cormack	1.9L (-8)	0:34.58	400-200 (0:11.08)	(0:13.92)	(0:11.59)	(0:11.97)	(0:11.62)	(0:11.08)	(0:11.88)		
4	4	She Ours	1:12.37	0:25.27	64.9 (400-200)	1:12.37	0:58.70 [3]	0:47.10 [3]	0:35.08 [3]	0:23.49 [4]	0:12.29 [3]		
	(2)	Daniel Moor	3.8L (-5)	0:35.08	400-200 (0:11.20)	(0:13.67)	(0:11.60)	(0:12.01)	(0:11.59)	(0:11.20)	(0:12.29)		
5	2	Heman	1:12.49	0:25.94	66.4 (400-200)	1:12.49	0:58.16 [7]	0:46.55 [7]	0:34.71 [7]	0:23.14 [7]	0:12.06 [7]		
	(6)	Martin Harley	4.5L (-9)	0:34.71	400-200 (0:11.08)	(0:14.33)	(0:11.61)	(0:11.83)	(0:11.57)	(0:11.08)	(0:12.06)		
6	1	Enterprise Lucia	1:12.56	0:25.55	65.3 (400-200)	1:12.56	0:58.69 [5]	0:47.01 [6]	0:35.06 [6]	0:23.43 [6]	0:12.22 [6]		
	(3)	Corey Sutherland	4.9L (-6)	0:35.05	400-200 (0:11.21)	(0:13.87)	(0:11.68)	(0:11.96)	(0:11.62)	(0:11.21)	(0:12.22)		
7	6	Flying Shelly	1:12.93	0:25.39	64.5 (400-200)	1:12.93	0:59.15 [4]	0:47.54 [4]	0:35.64 [4]	0:24.06 [3]	0:12.65 [5]		
	(7)	Kyle Wilson-Taylor	7.1L (-9)	0:35.64	400-200 (0:11.41)	(0:13.78)	(0:11.61)	(0:11.90)	(0:11.58)	(0:11.41)	(0:12.65)		

Report Created: Wed 17 June 2026

(Note: Races are conducted over an approximate distance as close as possible to the advertised distance, and recorded data may vary accordingly. Official times refer to race times only and do not include handicap times.)

[] Position in running at each section and finish TAB# Saddle cloth number

--- No data available at this section

NA No data available

DNT Did not track

BAR# Barrier/Gate Position

DNF Did not finish

DT-W Distance travelled compared to winner in metres

Fastest split

Fastest section

Horse/Jockey Name	Npravda/Michael Rodd
Finish Rank	1
Fastest Section Time (Section)	0:11.13 (400-200)
Top Speed [km/h] (Section)	65.0 (1200 - 1000)
Race State	Finished



Doomben QLD --Professional-2026-06-17

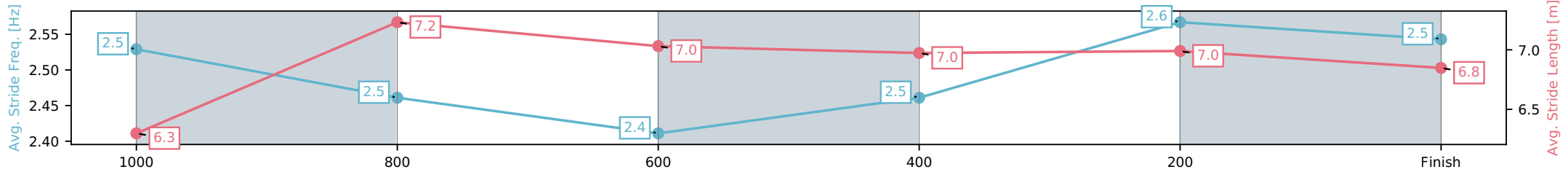
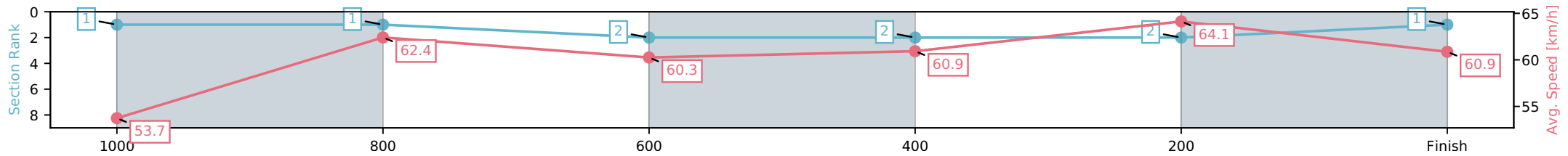
Race 4: Cricks Highway BM70 Handicap - 1200m

17 June 2026 - 2:18PM

Track Rating: Soft 7, Weather: Overcast, Rail Position: +9m Entire Circuit



Section	L1200	L1000	L800	L600	L400	L200
Section Times	1:11.73 (0:13.49)	0:58.24 [1] (0:11.54)	0:46.70 [1] (0:11.97)	0:34.73 [2] (0:11.76)	0:22.97 [2] (0:11.13)	0:11.85 [2] (0:11.85)
Average Speed [km/h]	53.7	62.4	60.3	60.9	64.1	60.9
Top Speed [km/h]	65.0	64.5	60.9	61.7	64.9	64.0
Avg. Dist. to Rail [m]	0.4	0.2	0.3	1.3	3.6	1.3
Avg. Stride Freq. [Hz]	2.5	2.5	2.4	2.5	2.6	2.5
Avg. Stride Length [m]	6.3	7.2	7.0	7.0	7.0	6.8



[] Ranking at each section and finish
 -:-:- No data available at this section
 NA No data available

Horse/Jockey Name	Gagnante Enchere/Cejay Graham
Finish Rank	2
Fastest Section Time (Section)	0:11.14 (400-200)
Top Speed [km/h] (Section)	65.7 (1000-800)
Race State	Finished



Doomben QLD --Professional-2026-06-17

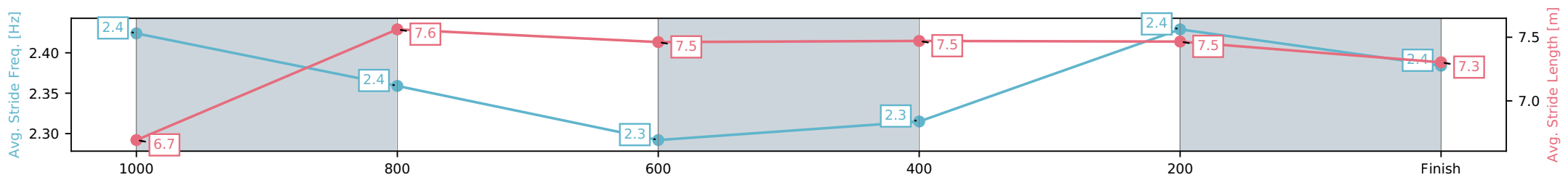
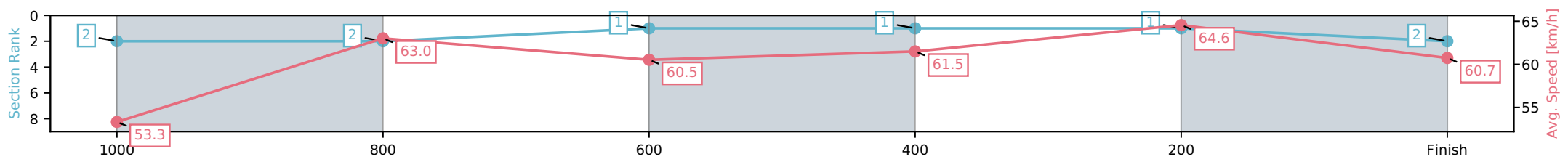
Race 4: Cricks Highway BM70 Handicap - 1200m

17 June 2026 - 2:18PM

Track Rating: Soft 7, Weather: Overcast, Rail Position: +9m Entire Circuit



Section	L1200	L1000	L800	L600	L400	L200
Section Times	1:11.90 (0:13.60)	0:58.30 [2] (0:11.47)	0:46.84 [2] (0:11.91)	0:34.92 [1] (0:11.70)	0:23.22 [1] (0:11.14)	0:12.08 [1] (0:12.08)
Average Speed [km/h]	53.3	63.0	60.5	61.5	64.6	60.7
Top Speed [km/h]	64.5	65.7	61.1	63.4	65.3	64.6
Avg. Dist. to Rail [m]	4.0	1.9	0.5	0.4	0.9	0.4
Avg. Stride Freq. [Hz]	2.4	2.4	2.3	2.3	2.4	2.4
Avg. Stride Length [m]	6.7	7.6	7.5	7.5	7.5	7.3



[] Ranking at each section and finish
 -:-:- No data available at this section
 NA No data available

Horse/Jockey Name	Tornado Express/Sean Cormack
Finish Rank	3
Fastest Section Time (Section)	0:11.08 (400-200)
Top Speed [km/h] (Section)	66.7 (400-200)
Race State	Finished



Doomben QLD --Professional-2026-06-17

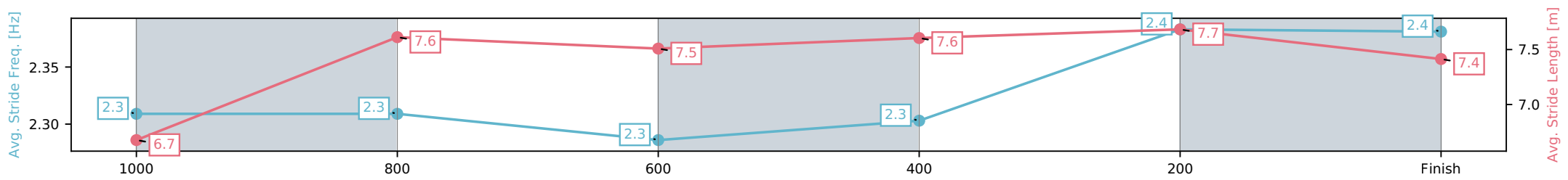
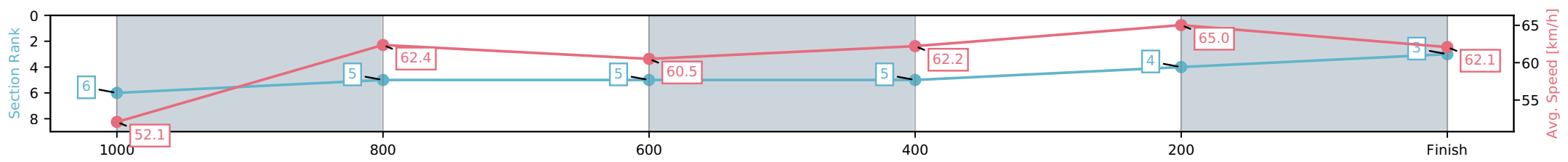
Race 4: Cricks Highway BM70 Handicap - 1200m

17 June 2026 - 2:18PM

Track Rating: Soft 7, Weather: Overcast, Rail Position: +9m Entire Circuit



Section	L1200	L1000	L800	L600	L400	L200
Section Times	1:12.06 (0:13.92)	0:58.14 [6] (0:11.59)	0:46.54 [5] (0:11.97)	0:34.58 [5] (0:11.62)	0:22.96 [5] (0:11.08)	0:11.88 [4] (0:11.88)
Average Speed [km/h]	52.1	62.4	60.5	62.2	65.0	62.1
Top Speed [km/h]	64.0	64.5	61.2	63.1	66.7	64.2
Avg. Dist. to Rail [m]	4.0	1.6	1.0	0.8	2.7	4.9
Avg. Stride Freq. [Hz]	2.3	2.3	2.3	2.3	2.4	2.4
Avg. Stride Length [m]	6.7	7.6	7.5	7.6	7.7	7.4



[] Ranking at each section and finish
 -:-:- No data available at this section
 NA No data available

Horse/Jockey Name	She Ours/Daniel Moor
Finish Rank	4
Fastest Section Time (Section)	0:11.20 (400-200)
Top Speed [km/h] (Section)	64.9 (400-200)
Race State	Finished



Doomben QLD --Professional-2026-06-17

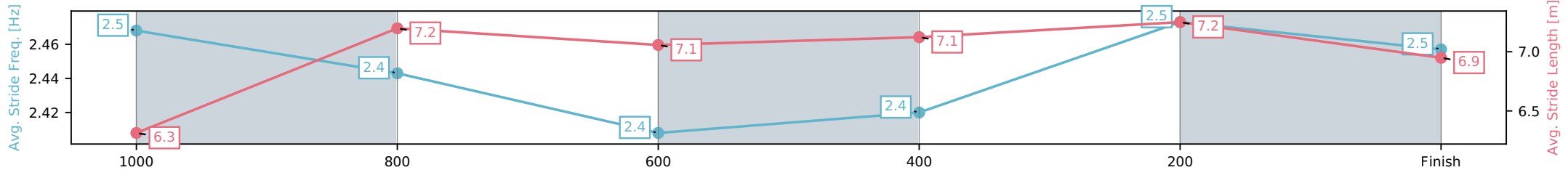
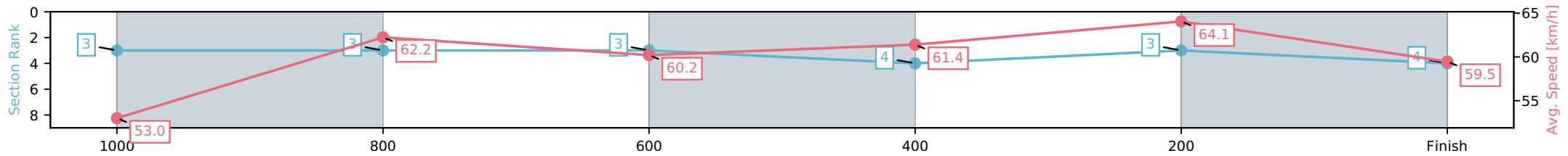
Race 4: Cricks Highway BM70 Handicap - 1200m

17 June 2026 - 2:18PM

Track Rating: Soft 7, Weather: Overcast, Rail Position: +9m Entire Circuit



Section	L1200	L1000	L800	L600	L400	L200
Section Times	1:12.37 (0:13.67)	0:58.70 [3] (0:11.60)	0:47.10 [3] (0:12.01)	0:35.08 [3] (0:11.59)	0:23.49 [4] (0:11.20)	0:12.29 [3] (0:12.29)
Average Speed [km/h]	53.0	62.2	60.2	61.4	64.1	59.5
Top Speed [km/h]	63.5	63.2	61.2	62.1	64.9	63.7
Avg. Dist. to Rail [m]	2.6	1.4	0.6	1.8	1.2	0.7
Avg. Stride Freq. [Hz]	2.5	2.4	2.4	2.4	2.5	2.5
Avg. Stride Length [m]	6.3	7.2	7.1	7.1	7.2	6.9



- [] Ranking at each section and finish
- :-:- No data available at this section
- NA No data available

Horse/Jockey Name	Heman/Martin Harley
Finish Rank	5
Fastest Section Time (Section)	0:11.08 (400-200)
Top Speed [km/h] (Section)	66.4 (400-200)
Race State	Finished



Doomben QLD --Professional-2026-06-17

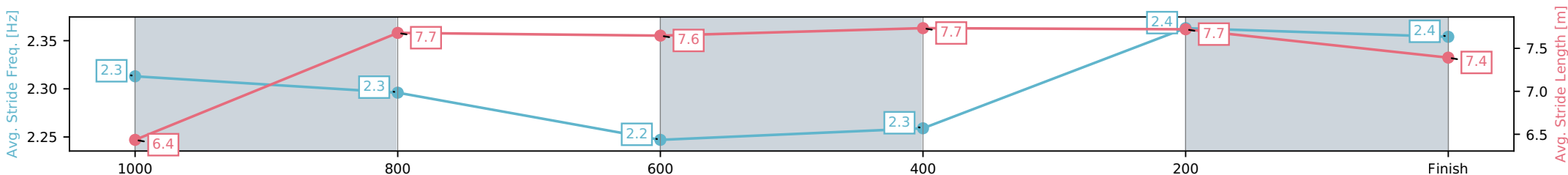
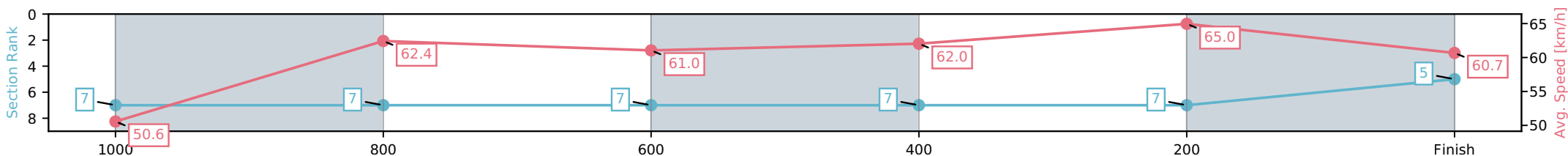
Race 4: Cricks Highway BM70 Handicap - 1200m

17 June 2026 - 2:18PM

Track Rating: Soft 7, Weather: Overcast, Rail Position: +9m Entire Circuit



Section	L1200	L1000	L800	L600	L400	L200
Section Times	1:12.49 (0:14.33)	0:58.16 [7] (0:11.61)	0:46.55 [7] (0:11.83)	0:34.71 [7] (0:11.57)	0:23.14 [7] (0:11.08)	0:12.06 [7] (0:12.06)
Average Speed [km/h]	50.6	62.4	61.0	62.0	65.0	60.7
Top Speed [km/h]	64.2	64.5	61.8	62.9	66.4	63.9
Avg. Dist. to Rail [m]	4.7	1.9	0.5	0.4	3.7	6.4
Avg. Stride Freq. [Hz]	2.3	2.3	2.2	2.3	2.4	2.4
Avg. Stride Length [m]	6.4	7.7	7.6	7.7	7.7	7.4



- [] Ranking at each section and finish
- :-:- No data available at this section
- NA No data available

Horse/Jockey Name	Enterprise Lucia/Corey Sutherland
Finish Rank	6
Fastest Section Time (Section)	0:11.21 (400-200)
Top Speed [km/h] (Section)	65.3 (400-200)
Race State	Finished



Doomben QLD --Professional-2026-06-17

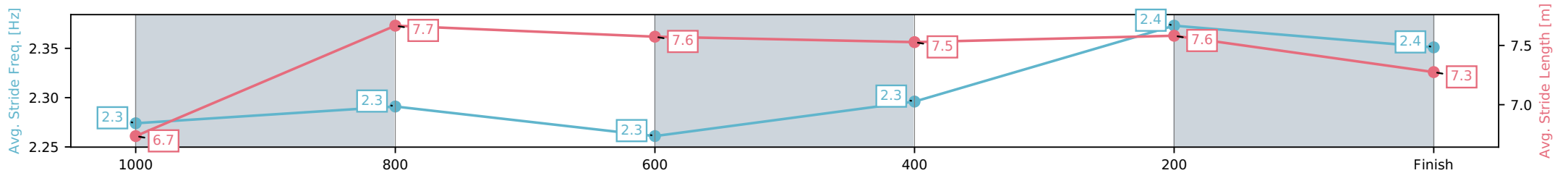
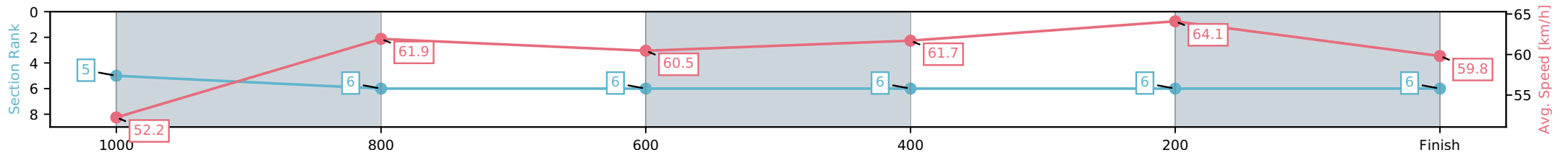
Race 4: Cricks Highway BM70 Handicap - 1200m

17 June 2026 - 2:18PM

Track Rating: Soft 7, Weather: Overcast, Rail Position: +9m Entire Circuit



Section	L1200	L1000	L800	L600	L400	L200
Section Times	1:12.56 (0:13.87)	0:58.69 [5] (0:11.68)	0:47.01 [6] (0:11.96)	0:35.06 [6] (0:11.62)	0:23.43 [6] (0:11.21)	0:12.22 [6] (0:12.22)
Average Speed [km/h]	52.2	61.9	60.5	61.7	64.1	59.8
Top Speed [km/h]	63.7	62.9	61.3	62.6	65.3	63.5
Avg. Dist. to Rail [m]	2.6	1.2	0.8	0.7	1.3	3.4
Avg. Stride Freq. [Hz]	2.3	2.3	2.3	2.3	2.4	2.4
Avg. Stride Length [m]	6.7	7.7	7.6	7.5	7.6	7.3



[] Ranking at each section and finish
 -:-:- No data available at this section
 NA No data available

Horse/Jockey Name	Flying Shelly/Kyle Wilson-Taylor
Finish Rank	7
Fastest Section Time (Section)	0:11.41 (400-200)
Top Speed [km/h] (Section)	64.5 (400-200)
Race State	Finished



Doomben QLD --Professional-2026-06-17

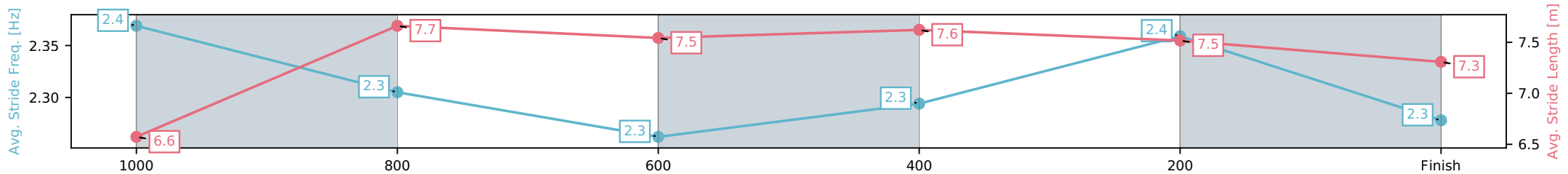
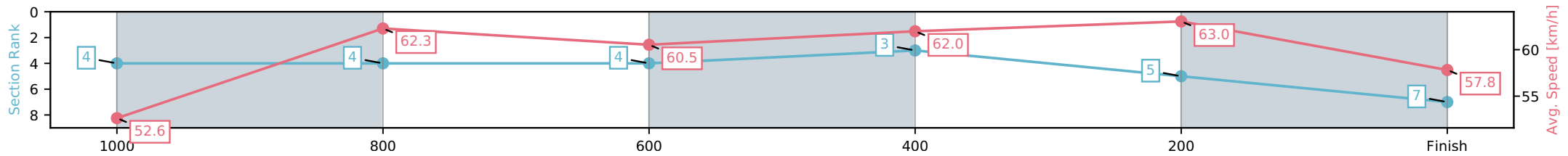
Race 4: Cricks Highway BM70 Handicap - 1200m

17 June 2026 - 2:18PM

Track Rating: Soft 7, Weather: Overcast, Rail Position: +9m Entire Circuit



Section	L1200	L1000	L800	L600	L400	L200
Section Times	1:12.93 (0:13.78)	0:59.15 [4] (0:11.61)	0:47.54 [4] (0:11.90)	0:35.64 [4] (0:11.58)	0:24.06 [3] (0:11.41)	0:12.65 [5] (0:12.65)
Average Speed [km/h]	52.6	62.3	60.5	62.0	63.0	57.8
Top Speed [km/h]	63.6	63.1	61.5	62.7	64.5	61.4
Avg. Dist. to Rail [m]	5.9	1.9	0.7	0.6	1.8	4.1
Avg. Stride Freq. [Hz]	2.4	2.3	2.3	2.3	2.4	2.3
Avg. Stride Length [m]	6.6	7.7	7.5	7.6	7.5	7.3



[] Ranking at each section and finish
 -:-:- No data available at this section
 NA No data available

Horse/Jockey Name	Moshulu Spirit/Ben Thompson
Finish Rank	1
Fastest Section Time (Section)	0:11.17 (1000-800)
Top Speed [km/h] (Section)	66.7 (1200 - 1000)
Race State	Finished



Doomben QLD --Professional-2026-06-17

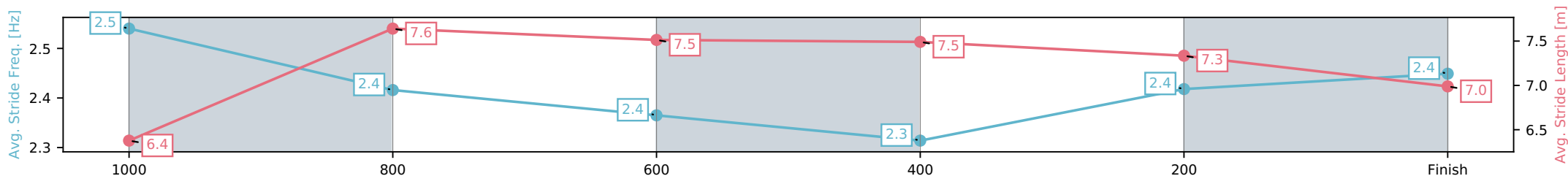
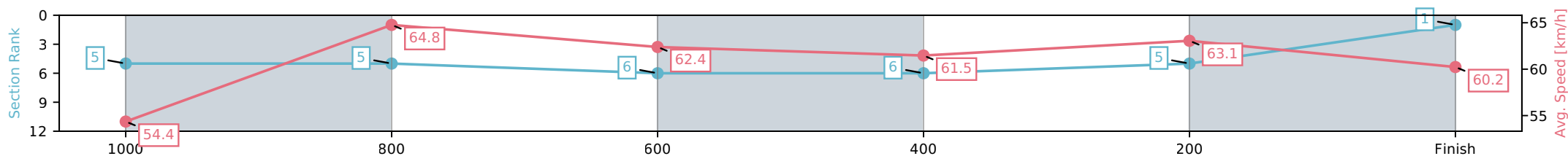
Race 5: Drinkwise QTIS Three-Years-Old BM65 Handicap - 1200m

17 June 2026 - 2:54PM

Track Rating: Soft 7, Weather: Overcast, Rail Position: +9m Entire Circuit



Section	L1200	L1000	L800	L600	L400	L200
Section Times	1:11.26 (0:13.33)	0:57.93 [5] (0:11.17)	0:46.76 [5] (0:11.68)	0:35.08 [6] (0:11.72)	0:23.37 [6] (0:11.41)	0:11.96 [5] (0:11.96)
Average Speed [km/h]	54.4	64.8	62.4	61.5	63.1	60.2
Top Speed [km/h]	66.7	66.4	63.7	62.0	64.3	62.2
Avg. Dist. to Rail [m]	2.7	1.4	2.4	0.9	1.8	5.2
Avg. Stride Freq. [Hz]	2.5	2.4	2.4	2.3	2.4	2.4
Avg. Stride Length [m]	6.4	7.6	7.5	7.5	7.3	7.0

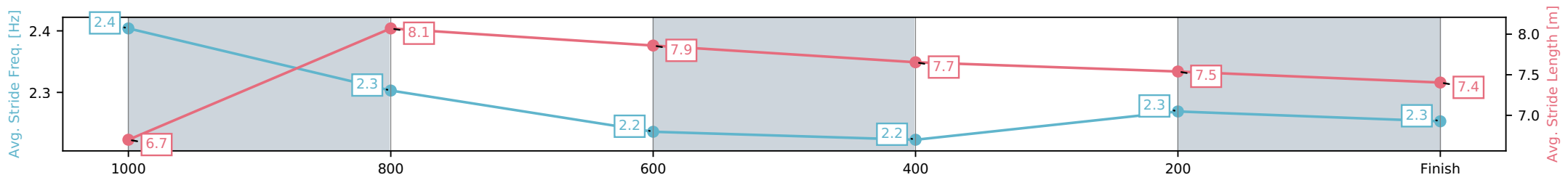
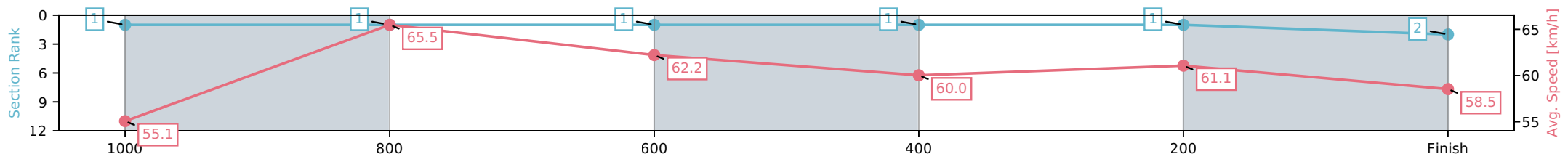


- [] Ranking at each section and finish
- :-:- No data available at this section
- NA No data available

Horse/Jockey Name	Statement Of Truth/Danny Peisley
Finish Rank	2
Fastest Section Time (Section)	0:10.98 (1000-800)
Top Speed [km/h] (Section)	69.0 (1200 - 1000)
Race State	Finished



Section	L1200	L1000	L800	L600	L400	L200
Section Times	1:11.36 (0:13.14)	0:58.22 [1] (0:10.98)	0:47.23 [1] (0:11.50)	0:35.74 [1] (0:11.72)	0:24.01 [1] (0:11.67)	0:12.35 [1] (0:12.35)
Average Speed [km/h]	55.1	65.5	62.2	60.0	61.1	58.5
Top Speed [km/h]	69.0	68.8	63.7	61.8	62.0	61.6
Avg. Dist. to Rail [m]	3.1	0.9	1.9	3.9	3.8	1.8
Avg. Stride Freq. [Hz]	2.4	2.3	2.2	2.2	2.3	2.3
Avg. Stride Length [m]	6.7	8.1	7.9	7.7	7.5	7.4



[] Ranking at each section and finish
 -:-:- No data available at this section
 NA No data available

Horse/Jockey Name	Illegal Justice/Dylan Turner
Finish Rank	3
Fastest Section Time (Section)	0:11.25 (400-200)
Top Speed [km/h] (Section)	66.7 (1200 - 1000)
Race State	Finished



Doomben QLD --Professional-2026-06-17

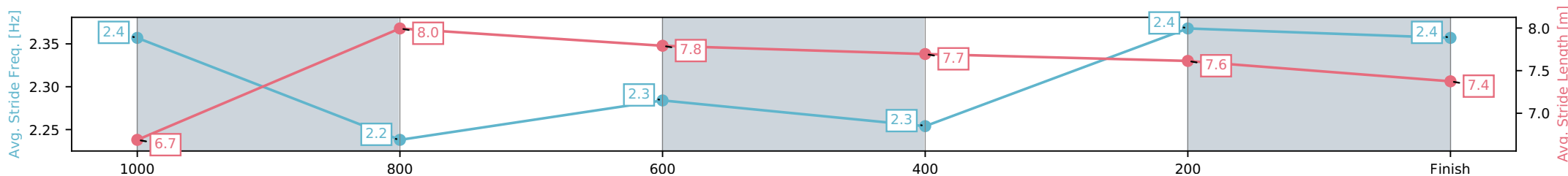
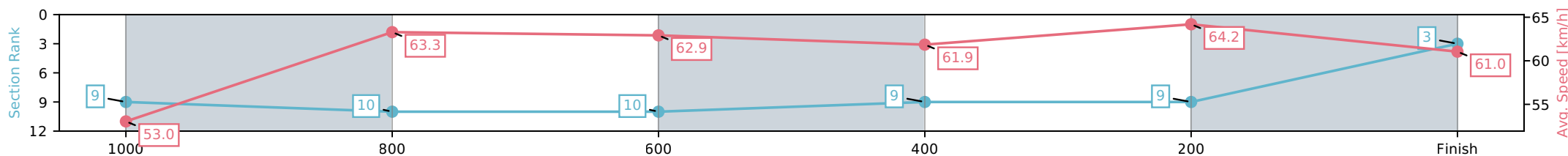
Race 5: Drinkwise QTIS Three-Years-Old BM65 Handicap - 1200m

17 June 2026 - 2:54PM

Track Rating: Soft 7, Weather: Overcast, Rail Position: +9m Entire Circuit



Section	L1200	L1000	L800	L600	L400	L200
Section Times	1:11.46 (0:13.67)	0:57.79 [9] (0:11.45)	0:46.34 [10] (0:11.52)	0:34.82 [10] (0:11.68)	0:23.14 [9] (0:11.25)	0:11.89 [9] (0:11.89)
Average Speed [km/h]	53.0	63.3	62.9	61.9	64.2	61.0
Top Speed [km/h]	66.7	63.8	64.0	62.9	65.2	63.7
Avg. Dist. to Rail [m]	6.8	2.3	1.4	0.7	4.1	7.7
Avg. Stride Freq. [Hz]	2.4	2.2	2.3	2.3	2.4	2.4
Avg. Stride Length [m]	6.7	8.0	7.8	7.7	7.6	7.4

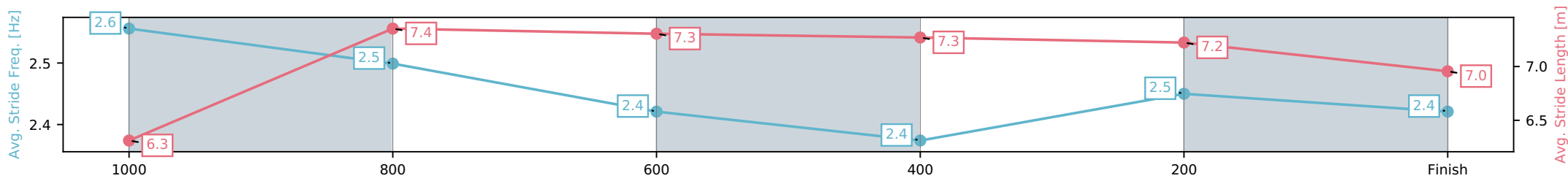
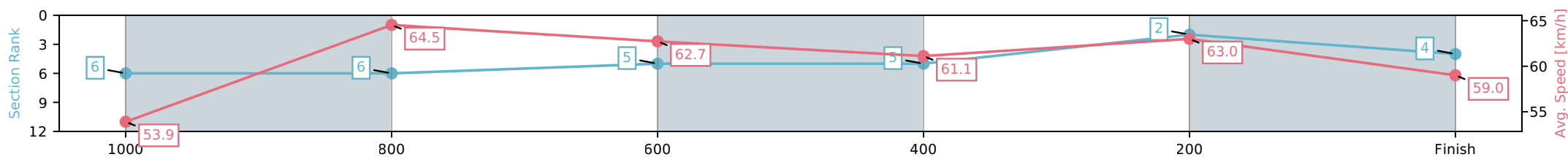


- [] Ranking at each section and finish
- :-:- No data available at this section
- NA No data available

Horse/Jockey Name	Toro Chase/Montana Philpot
Finish Rank	4
Fastest Section Time (Section)	0:11.19 (1000-800)
Top Speed [km/h] (Section)	68.2 (1000-800)
Race State	Finished



Section	L1200	L1000	L800	L600	L400	L200
Section Times	1:11.58 (0:13.47)	0:58.11 [6] (0:11.19)	0:46.92 [6] (0:11.48)	0:35.44 [5] (0:11.68)	0:23.76 [5] (0:11.38)	0:12.38 [2] (0:12.38)
Average Speed [km/h]	53.9	64.5	62.7	61.1	63.0	59.0
Top Speed [km/h]	67.9	68.2	65.2	62.5	63.8	61.8
Avg. Dist. to Rail [m]	1.2	0.6	0.4	1.5	2.0	1.7
Avg. Stride Freq. [Hz]	2.6	2.5	2.4	2.4	2.5	2.4
Avg. Stride Length [m]	6.3	7.4	7.3	7.3	7.2	7.0



- [] Ranking at each section and finish
- :-:- No data available at this section
- NA No data available

Horse/Jockey Name	Sequel/Kyle Wilson-Taylor
Finish Rank	5
Fastest Section Time (Section)	0:11.08 (1000-800)
Top Speed [km/h] (Section)	67.2 (1200 - 1000)
Race State	Finished



Doomben QLD --Professional-2026-06-17

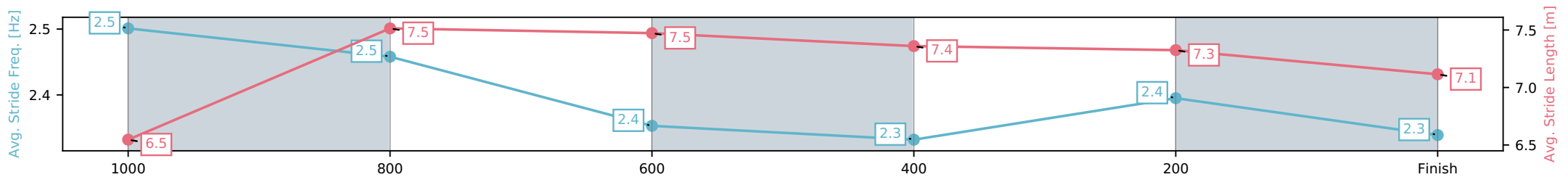
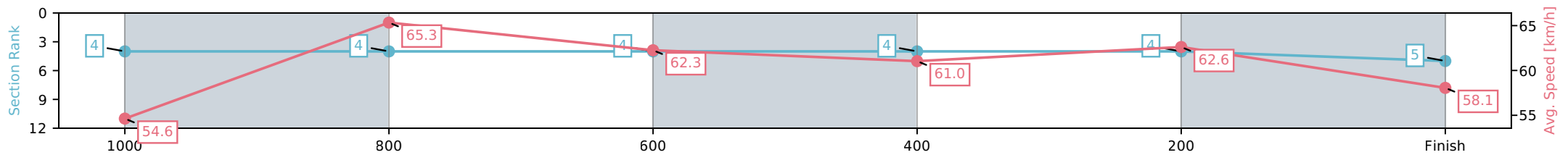
Race 5: Drinkwise QTIS Three-Years-Old BM65 Handicap - 1200m

17 June 2026 - 2:54PM

Track Rating: Soft 7, Weather: Overcast, Rail Position: +9m Entire Circuit



Section	L1200	L1000	L800	L600	L400	L200
Section Times	1:11.65 (0:13.25)	0:58.40 [4] (0:11.08)	0:47.32 [4] (0:11.65)	0:35.68 [4] (0:11.78)	0:23.90 [4] (0:11.48)	0:12.42 [4] (0:12.42)
Average Speed [km/h]	54.6	65.3	62.3	61.0	62.6	58.1
Top Speed [km/h]	67.2	66.8	63.4	61.9	63.8	61.5
Avg. Dist. to Rail [m]	1.9	1.3	1.3	0.6	1.2	3.6
Avg. Stride Freq. [Hz]	2.5	2.5	2.4	2.3	2.4	2.3
Avg. Stride Length [m]	6.5	7.5	7.5	7.4	7.3	7.1

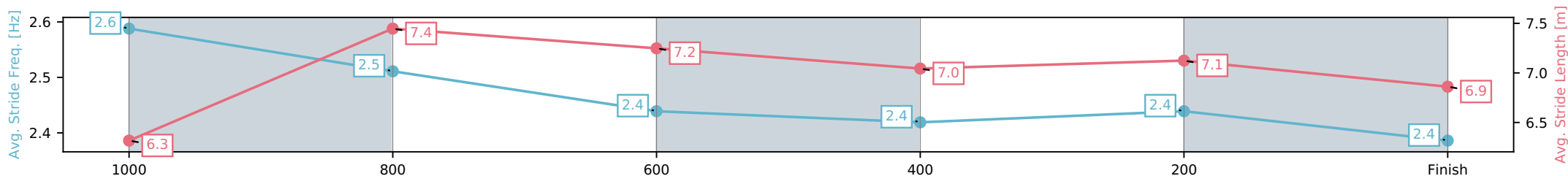
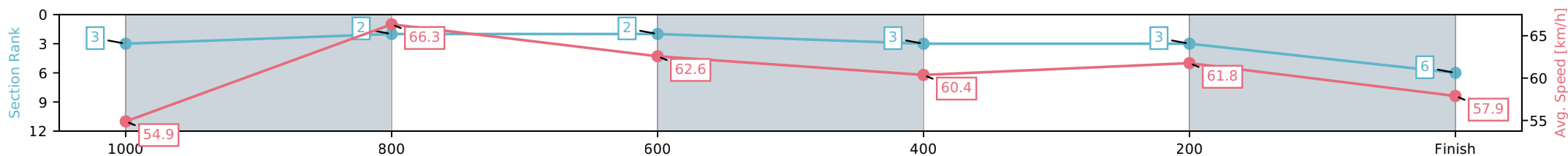


- [] Ranking at each section and finish
- :-:- No data available at this section
- NA No data available

Horse/Jockey Name	Stein/Cejay Graham
Finish Rank	6
Fastest Section Time (Section)	0:10.96 (1000-800)
Top Speed [km/h] (Section)	68.3 (1200 - 1000)
Race State	Finished



Section	L1200	L1000	L800	L600	L400	L200
Section Times	1:11.70 (0:13.21)	0:58.49 [3] (0:10.96)	0:47.53 [2] (0:11.64)	0:35.88 [2] (0:11.86)	0:24.03 [3] (0:11.56)	0:12.47 [3] (0:12.47)
Average Speed [km/h]	54.9	66.3	62.6	60.4	61.8	57.9
Top Speed [km/h]	68.3	68.2	64.1	61.7	63.2	60.6
Avg. Dist. to Rail [m]	6.3	3.1	2.3	1.4	3.0	1.4
Avg. Stride Freq. [Hz]	2.6	2.5	2.4	2.4	2.4	2.4
Avg. Stride Length [m]	6.3	7.4	7.2	7.0	7.1	6.9



- [] Ranking at each section and finish
- :-:- No data available at this section
- NA No data available

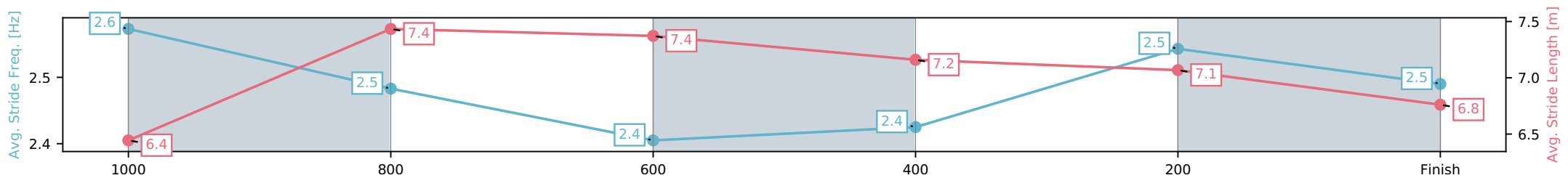
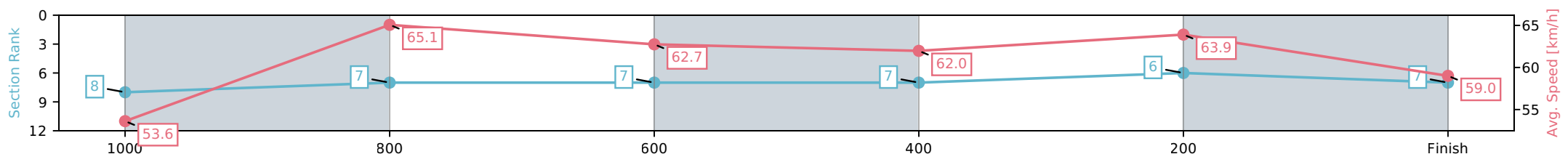
Horse/Jockey Name	American Conquest/Mark Du Plessis
Finish Rank	7
Fastest Section Time (Section)	0:11.15 (1000-800)
Top Speed [km/h] (Section)	68.6 (1200 - 1000)
Race State	Finished



Doomben QLD --Professional-2026-06-17
 Race 5: Drinkwise QTIS Three-Years-Old BM65 Handicap - 1200m
 17 June 2026 - 2:54PM
 Track Rating: Soft 7, Weather: Overcast, Rail Position: +9m Entire Circuit



Section	L1200	L1000	L800	L600	L400	L200
Section Times	1:11.73 (0:13.57)	0:58.16 [8] (0:11.15)	0:47.01 [7] (0:11.62)	0:35.39 [7] (0:11.72)	0:23.67 [7] (0:11.32)	0:12.36 [6] (0:12.36)
Average Speed [km/h]	53.6	65.1	62.7	62.0	63.9	59.0
Top Speed [km/h]	68.6	66.7	64.7	63.2	65.3	62.2
Avg. Dist. to Rail [m]	4.5	2.4	2.5	1.6	4.1	5.5
Avg. Stride Freq. [Hz]	2.6	2.5	2.4	2.4	2.5	2.5
Avg. Stride Length [m]	6.4	7.4	7.4	7.2	7.1	6.8

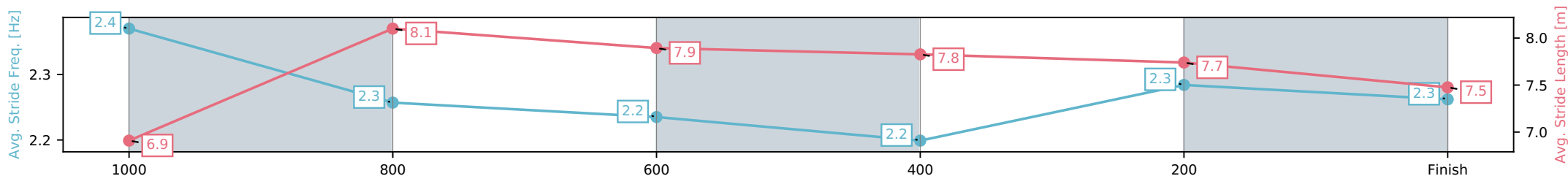
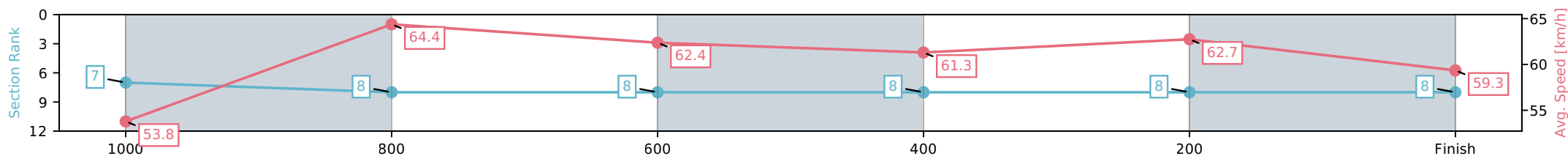


[] Ranking at each section and finish
 -:-:- No data available at this section
 NA No data available

Horse/Jockey Name	Ekhidna/Adam Sewell
Finish Rank	8
Fastest Section Time (Section)	0:11.25 (1000-800)
Top Speed [km/h] (Section)	67.8 (1200 - 1000)
Race State	Finished



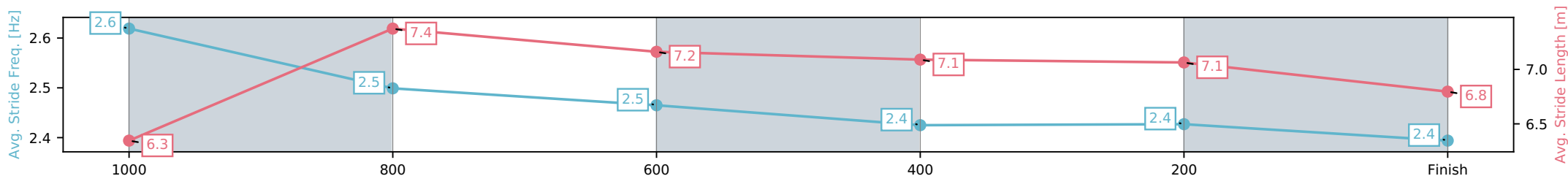
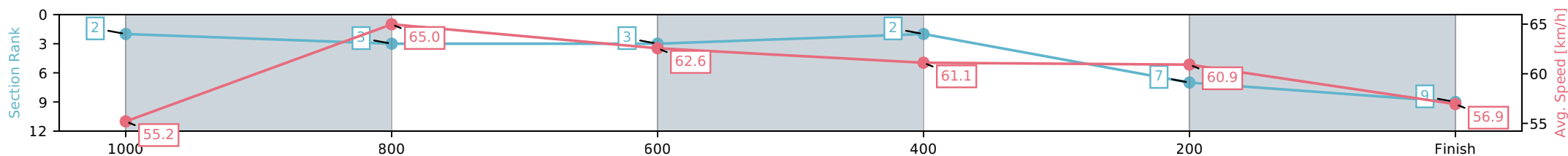
Section	L1200	L1000	L800	L600	L400	L200
Section Times	1:11.77 (0:13.52)	0:58.25 [7] (0:11.25)	0:47.00 [8] (0:11.61)	0:35.39 [8] (0:11.71)	0:23.68 [8] (0:11.42)	0:12.26 [8] (0:12.26)
Average Speed [km/h]	53.8	64.4	62.4	61.3	62.7	59.3
Top Speed [km/h]	67.8	67.8	63.7	62.0	63.8	61.9
Avg. Dist. to Rail [m]	3.4	2.0	1.0	0.9	1.4	0.2
Avg. Stride Freq. [Hz]	2.4	2.3	2.2	2.2	2.3	2.3
Avg. Stride Length [m]	6.9	8.1	7.9	7.8	7.7	7.5



Horse/Jockey Name	Impervious/Leah Martyn
Finish Rank	9
Fastest Section Time (Section)	0:11.16 (1000-800)
Top Speed [km/h] (Section)	67.9 (1200 - 1000)
Race State	Finished



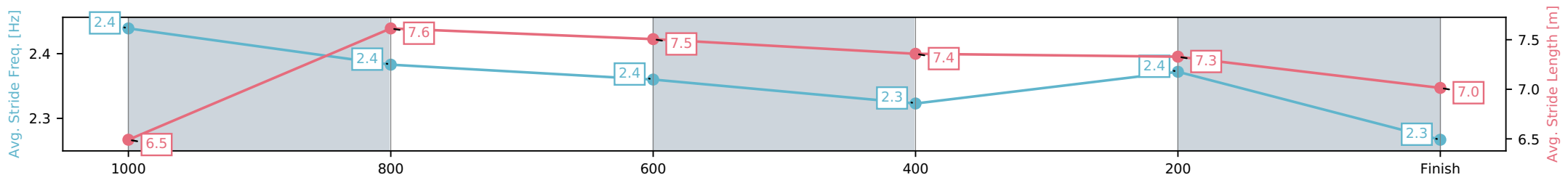
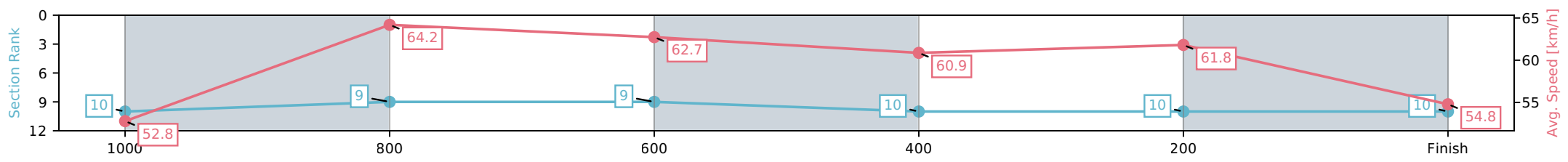
Section	L1200	L1000	L800	L600	L400	L200
Section Times	1:12.21 (0:13.15)	0:59.06 [2] (0:11.16)	0:47.90 [3] (0:11.60)	0:36.30 [3] (0:11.72)	0:24.58 [2] (0:11.76)	0:12.82 [7] (0:12.82)
Average Speed [km/h]	55.2	65.0	62.6	61.1	60.9	56.9
Top Speed [km/h]	67.9	67.8	63.4	62.1	62.4	60.7
Avg. Dist. to Rail [m]	0.8	1.6	1.7	1.3	1.7	1.4
Avg. Stride Freq. [Hz]	2.6	2.5	2.5	2.4	2.4	2.4
Avg. Stride Length [m]	6.3	7.4	7.2	7.1	7.1	6.8



Horse/Jockey Name	Financially Famous/Taylor Marshall
Finish Rank	10
Fastest Section Time (Section)	0:11.24 (1000-800)
Top Speed [km/h] (Section)	66.4 (1000-800)
Race State	Finished



Section	L1200	L1000	L800	L600	L400	L200
Section Times	1:13.31 (0:13.75)	0:59.56 [10] (0:11.24)	0:48.32 [9] (0:11.54)	0:36.78 [9] (0:11.88)	0:24.90 [10] (0:11.65)	0:13.24 [10] (0:13.24)
Average Speed [km/h]	52.8	64.2	62.7	60.9	61.8	54.8
Top Speed [km/h]	66.0	66.4	63.8	61.7	63.4	60.5
Avg. Dist. to Rail [m]	5.0	0.7	1.1	0.9	1.7	2.0
Avg. Stride Freq. [Hz]	2.4	2.4	2.4	2.3	2.4	2.3
Avg. Stride Length [m]	6.5	7.6	7.5	7.4	7.3	7.0



[] Ranking at each section and finish
 -:-:- No data available at this section
 NA No data available



Doomben QLD
Race 6: XXXX GOLD Class 1 Plate - 1650m
 17 June 2026 - 3:31PM



BRISBANE
RACING CLUB

Track Rating: Soft 7, Weather: Overcast, Rail Position: +9m Entire Circuit

Field Times (Race Tempo) 1:42.13 (0:16.82) 1:25.31 (0:11.48) 1:13.82 (0:12.06) 1:01.76 (0:12.59) 0:49.17 (0:12.15) 0:37.02 (0:11.91) 0:25.11 (0:12.35) 0:12.76 (0:12.76)

Rank	TAB#	Horse	Overall Time	First 400m	Top Speed km/h (Section)	L1650	L1400	L1200	L1000	L800	L600	L400	L200
	(BAR#)	Jockey	Margin (DT-W)	Last 600m	Fastest Section (Time)	Start - 1400	1400 - 1200	1200 - 1000	1000 - 800	800 - 600	600 - 400	400 - 200	200 - Finish
1	13	Filadeel	1:42.13	0:26.13	64.0 (1400-1200)	1:42.13	1:24.60 [11]	1:13.07 [9]	1:00.93 [9]	0:47.95 [9]	0:35.64 [9]	0:23.99 [8]	0:12.40 [5]
	(6)	Michael Rodd		0:35.64	1400-1200 (0:11.53)	(0:17.53)	(0:11.53)	(0:12.14)	(0:12.98)	(0:12.31)	(0:11.65)	(0:11.59)	(0:12.40)
2	10	Queen Jeddah	1:42.24	0:25.67	63.9 (1650 - 1400)	1:42.24	1:25.36 [2]	1:13.61 [3]	1:01.54 [3]	0:48.86 [3]	0:36.61 [3]	0:24.74 [3]	0:12.80 [2]
	(1)	Mark Du Plessis	0.7L (-5)	0:36.61	1400-1200 (0:11.75)	(0:16.88)	(0:11.75)	(0:12.07)	(0:12.67)	(0:12.25)	(0:11.88)	(0:11.93)	(0:12.80)
3	3	The Big Blue	1:42.40	0:25.96	64.1 (400-200)	1:42.40	1:25.22 [6]	1:13.45 [7]	1:01.35 [7]	0:48.41 [7]	0:36.10 [7]	0:24.34 [7]	0:12.68 [4]
	(4)	Martin Harley	1.6L (+3)	0:36.10	400-200 (0:11.66)	(0:17.18)	(0:11.77)	(0:12.09)	(0:12.94)	(0:12.31)	(0:11.76)	(0:11.66)	(0:12.68)
4	1	Caishen	1:42.74	0:25.82	64.6 (1650 - 1400)	1:42.74	1:25.54 [7]	1:14.00 [6]	1:01.82 [6]	0:48.94 [6]	0:36.72 [6]	0:24.88 [6]	0:12.92 [7]
	(3)	Cejay Graham	3.6L (-8)	0:36.72	1400-1200 (0:11.54)	(0:17.20)	(0:11.54)	(0:12.19)	(0:12.87)	(0:12.22)	(0:11.84)	(0:11.96)	(0:12.92)
5	11	Woot Woot	1:42.77	0:25.68	65.6 (1650 - 1400)	1:42.77	1:25.82 [4]	1:14.13 [4]	1:02.03 [4]	0:49.32 [4]	0:36.92 [4]	0:25.01 [4]	0:12.79 [8]
	(7)	Jace McMurray	3.8L (+1)	0:36.92	1400-1200 (0:11.69)	(0:16.94)	(0:11.69)	(0:12.10)	(0:12.70)	(0:12.40)	(0:11.91)	(0:12.22)	(0:12.79)
6	12	Zeamaize	1:42.96	0:25.33	68.1 (1400-1200)	1:42.96	1:26.00 [5]	1:14.65 [1]	1:02.59 [1]	0:50.00 [1]	0:37.85 [1]	0:25.94 [1]	0:13.59 [1]
	(10)	Corey Sutherland	4.9L (+13)	0:37.85	1400-1200 (0:11.35)	(0:16.96)	(0:11.35)	(0:12.06)	(0:12.59)	(0:12.15)	(0:11.91)	(0:12.35)	(0:13.59)
7	9	Hideout	1:43.09	0:26.12	63.4 (1650 - 1400)	1:43.09	1:25.64 [8]	1:14.06 [8]	1:02.02 [8]	0:49.08 [8]	0:36.79 [8]	0:24.91 [9]	0:13.05 [9]
	(5)	Jaden Lloyd	5.7L (-2)	0:36.80	1400-1200 (0:11.58)	(0:17.45)	(0:11.58)	(0:12.04)	(0:12.94)	(0:12.29)	(0:11.88)	(0:11.87)	(0:13.05)
8	5	Ninjask	1:43.14	0:25.40	67.5 (1650 - 1400)	1:43.14	1:26.32 [1]	1:14.78 [2]	1:02.68 [2]	0:50.10 [2]	0:37.92 [2]	0:25.85 [2]	0:13.64 [3]
	(11)	Danny Peisley	5.9L (+4)	0:37.92	1400-1200 (0:11.53)	(0:16.82)	(0:11.53)	(0:12.11)	(0:12.58)	(0:12.17)	(0:12.07)	(0:12.21)	(0:13.64)
9	7	Bonus Season	1:43.16	0:25.70	67.3 (1650 - 1400)	1:43.16	1:26.24 [3]	1:14.46 [5]	1:02.31 [5]	0:49.45 [5]	0:37.15 [5]	0:25.36 [5]	0:13.40 [6]
	(9)	Daniel Moor	6.0L (-1)	0:37.14	1400-1200 (0:11.78)	(0:16.92)	(0:11.78)	(0:12.15)	(0:12.86)	(0:12.31)	(0:11.78)	(0:11.96)	(0:13.40)
10	6	Uniquely Famous	1:43.21	0:26.40	64.3 (1400-1200)	1:43.21	1:25.74 [9]	1:13.76 [11]	1:01.67 [11]	0:48.60 [11]	0:36.34 [11]	0:24.43 [11]	0:12.75 [10]
	(8)	Ben Thompson	6.4L (+2)	0:36.34	400-200 (0:11.68)	(0:17.47)	(0:11.98)	(0:12.10)	(0:13.06)	(0:12.26)	(0:11.91)	(0:11.68)	(0:12.75)

Scratched: Carnegie Hill (#2), Golden Eyes (#8), Hard As Brok (#14), Summit (#15), Port River Billie (#16)

Report Created: Wed 17 June 2026

(Note: Races are conducted over an approximate distance as close as possible to the advertised distance, and recorded data may vary accordingly. Official times refer to race times only and do not include handicap times.)

[] Position in running at each section and finish TAB# Saddle cloth number
 -:-:- No data available at this section BAR# Barrier/Gate Position
 NA No data available DNF Did not finish
 DNT Did not track DT-W Distance travelled compared to winner in metres

Fastest split
 Fastest section

Page 1/13
 data processed by TRIPLESDATA



Doomben QLD
Race 6: XXXX GOLD Class 1 Plate - 1650m
 17 June 2026 - 3:31PM



BRISBANE
RACING CLUB

Track Rating: Soft 7, Weather: Overcast, Rail Position: +9m Entire Circuit

Field Times (Race Tempo) 1:42.13 (0:16.82) 1:25.31 (0:11.48) 1:13.82 (0:12.06) 1:01.76 (0:12.59) 0:49.17 (0:12.15) 0:37.02 (0:11.91) 0:25.11 (0:12.35) 0:12.76 (0:12.76)

Rank	TAB#	Horse	Overall Time	First 400m	Top Speed km/h (Section)	L1650	L1400	L1200	L1000	L800	L600	L400	L200
	(BAR#)	Jockey	Margin (DT-W)	Last 600m	Fastest Section (Time)	Start - 1400	1400 - 1200	1200 - 1000	1000 - 800	800 - 600	600 - 400	400 - 200	200 - Finish
11	4	Triple Time	1:43.78	0:26.23	63.5 (1400-1200)	1:43.78	1:26.27 [10]	1:14.49 [10]	1:02.34 [10]	0:49.39 [10]	0:37.16 [10]	0:25.19 [10]	0:13.24 [11]
	(2)	Karl Zechner	9.7L (-3)	0:37.16	1400-1200 (0:11.78)	(0:17.51)	(0:11.78)	(0:12.15)	(0:12.95)	(0:12.23)	(0:11.97)	(0:11.95)	(0:13.24)

Scratched: Carnegie Hill (#2), Golden Eyes (#8), Hard As Brok (#14), Summit (#15), Port River Billie (#16)

Report Created: Wed 17 June 2026

(Note: Races are conducted over an approximate distance as close as possible to the advertised distance, and recorded data may vary accordingly. Official times refer to race times only and do not include handicap times.)

[] Position in running at each section and finish TAB# Saddle cloth number
 -:-:- No data available at this section BAR# Barrier/Gate Position
 NA No data available DNF Did not finish
 DNT Did not track DT-W Distance travelled compared to winner in metres

Fastest split
 Fastest section

Page 2/13
 data processed by **TRIPLES DATA**

Horse/Jockey Name	Filadeel/Michael Rodd
Finish Rank	1
Fastest Section Time (Section)	0:11.53 (1400-1200)
Top Speed [km/h] (Section)	64.0 (1400-1200)
Race State	Finished



Doomben QLD --Professional-2026-06-17

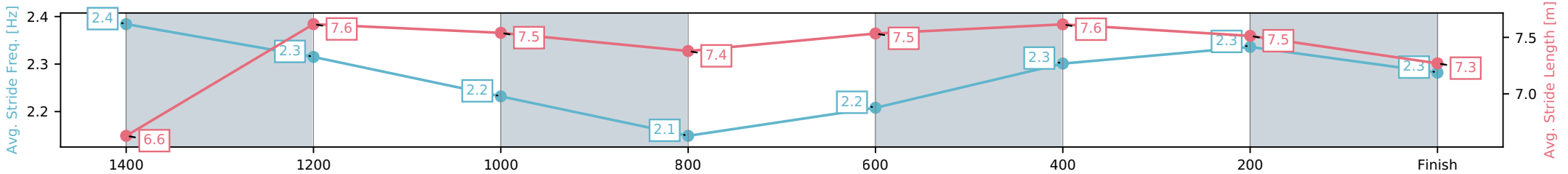
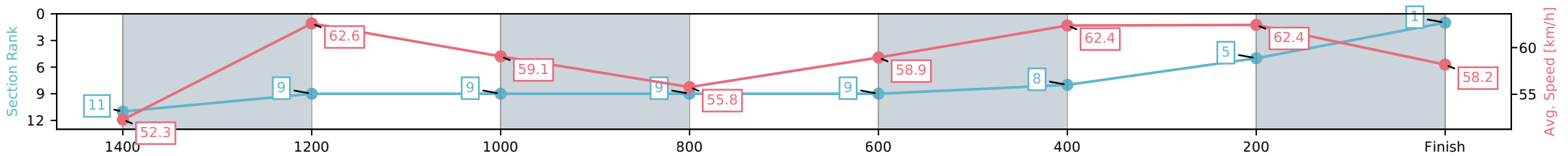
Race 6: XXXX GOLD Class 1 Plate - 1650m

17 June 2026 - 3:31PM

Track Rating: Soft 7, Weather: Overcast, Rail Position: +9m Entire Circuit



Section	L1650	L1400	L1200	L1000	L800	L600	L400	L200
Section Times	1:42.13 (0:17.53)	1:24.60 [11] (0:11.53)	1:13.07 [9] (0:12.14)	1:00.93 [9] (0:12.98)	0:47.95 [9] (0:12.31)	0:35.64 [9] (0:11.65)	0:23.99 [8] (0:11.59)	0:12.40 [5] (0:12.40)
Average Speed [km/h]	52.3	62.6	59.1	55.8	58.9	62.4	62.4	58.2
Top Speed [km/h]	63.7	64.0	63.2	57.4	59.8	63.7	63.0	61.3
Avg. Dist. to Rail [m]	1.8	0.6	1.4	1.3	1.4	1.5	5.3	6.6
Avg. Stride Freq. [Hz]	2.4	2.3	2.2	2.1	2.2	2.3	2.3	2.3
Avg. Stride Length [m]	6.6	7.6	7.5	7.4	7.5	7.6	7.5	7.3



[] Ranking at each section and finish
 -:-:- No data available at this section
 NA No data available

Horse/Jockey Name	Queen Jeddah/Mark Du Plessis
Finish Rank	2
Fastest Section Time (Section)	0:11.75 (1400-1200)
Top Speed [km/h] (Section)	63.9 (1650 - 1400)
Race State	Finished



Doomben QLD --Professional-2026-06-17

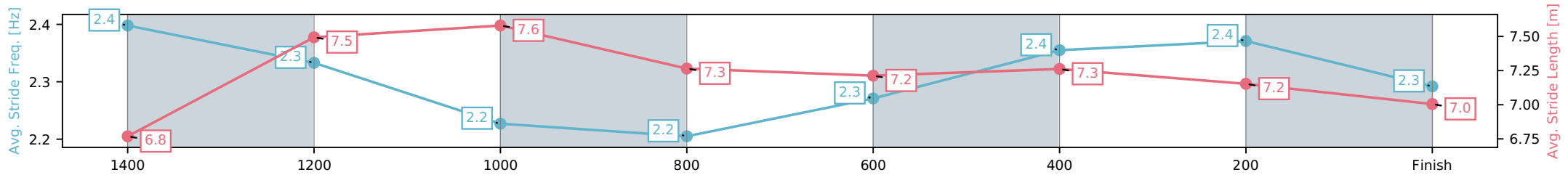
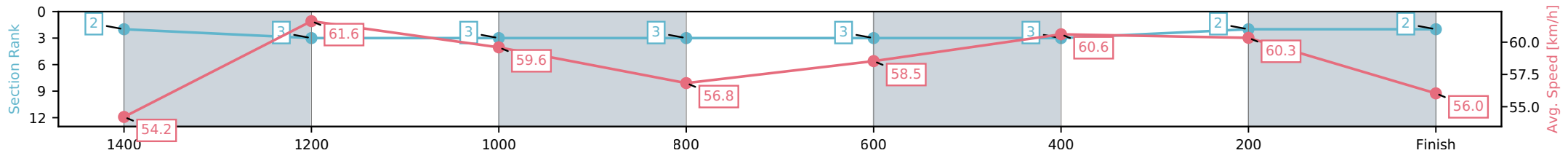
Race 6: XXXX GOLD Class 1 Plate - 1650m

17 June 2026 - 3:31PM

Track Rating: Soft 7, Weather: Overcast, Rail Position: +9m Entire Circuit



Section	L1650	L1400	L1200	L1000	L800	L600	L400	L200
Section Times	1:42.24 (0:16.88)	1:25.36 [2] (0:11.75)	1:13.61 [3] (0:12.07)	1:01.54 [3] (0:12.67)	0:48.86 [3] (0:12.25)	0:36.61 [3] (0:11.88)	0:24.74 [3] (0:11.93)	0:12.80 [2] (0:12.80)
Average Speed [km/h]	54.2	61.6	59.6	56.8	58.5	60.6	60.3	56.0
Top Speed [km/h]	63.9	63.0	61.7	58.5	60.6	61.8	61.0	59.8
Avg. Dist. to Rail [m]	1.7	1.1	1.0	0.5	0.6	0.4	1.7	2.4
Avg. Stride Freq. [Hz]	2.4	2.3	2.2	2.2	2.3	2.4	2.4	2.3
Avg. Stride Length [m]	6.8	7.5	7.6	7.3	7.2	7.3	7.2	7.0



[] Ranking at each section and finish
 -:-:- No data available at this section
 NA No data available

Horse/Jockey Name	The Big Blue/Martin Harley
Finish Rank	3
Fastest Section Time (Section)	0:11.66 (400-200)
Top Speed [km/h] (Section)	64.1 (400-200)
Race State	Finished



Doomben QLD --Professional-2026-06-17

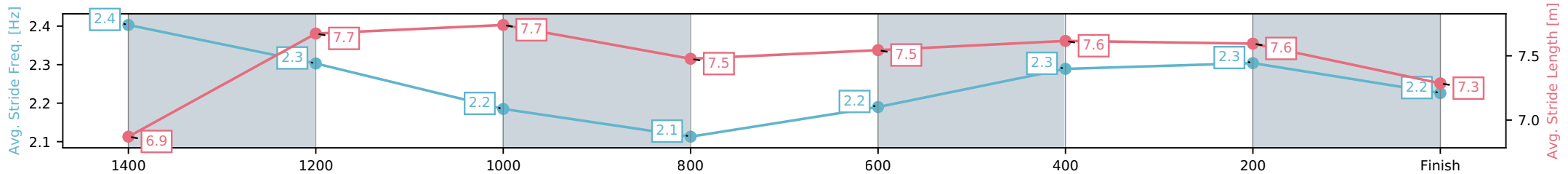
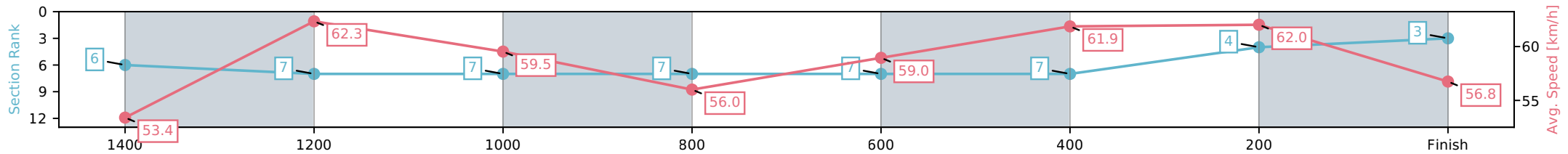
Race 6: XXXX GOLD Class 1 Plate - 1650m

17 June 2026 - 3:31PM

Track Rating: Soft 7, Weather: Overcast, Rail Position: +9m Entire Circuit



Section	L1650	L1400	L1200	L1000	L800	L600	L400	L200
Section Times	1:42.40 (0:17.18)	1:25.22 [6] (0:11.77)	1:13.45 [7] (0:12.09)	1:01.35 [7] (0:12.94)	0:48.41 [7] (0:12.31)	0:36.10 [7] (0:11.76)	0:24.34 [7] (0:11.66)	0:12.68 [4] (0:12.68)
Average Speed [km/h]	53.4	62.3	59.5	56.0	59.0	61.9	62.0	56.8
Top Speed [km/h]	63.4	63.8	61.9	57.6	60.6	62.9	64.1	59.6
Avg. Dist. to Rail [m]	1.2	3.3	3.3	2.1	1.7	2.1	2.9	3.7
Avg. Stride Freq. [Hz]	2.4	2.3	2.2	2.1	2.2	2.3	2.3	2.2
Avg. Stride Length [m]	6.9	7.7	7.7	7.5	7.5	7.6	7.6	7.3



[] Ranking at each section and finish
 -:-:- No data available at this section
 NA No data available

Horse/Jockey Name	Caishen/Cejay Graham
Finish Rank	4
Fastest Section Time (Section)	0:11.54 (1400-1200)
Top Speed [km/h] (Section)	64.6 (1650 - 1400)
Race State	Finished



Doomben QLD --Professional-2026-06-17

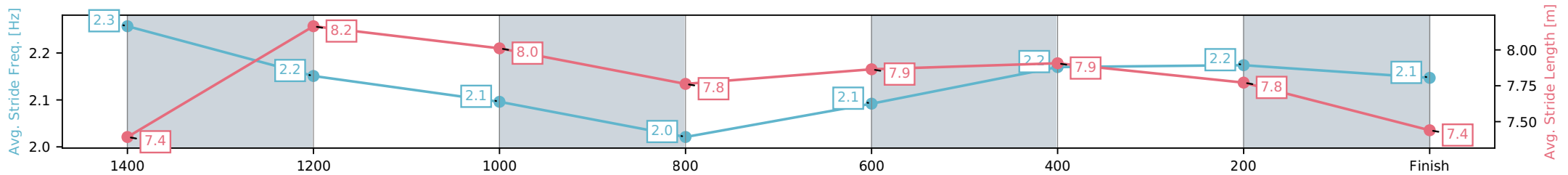
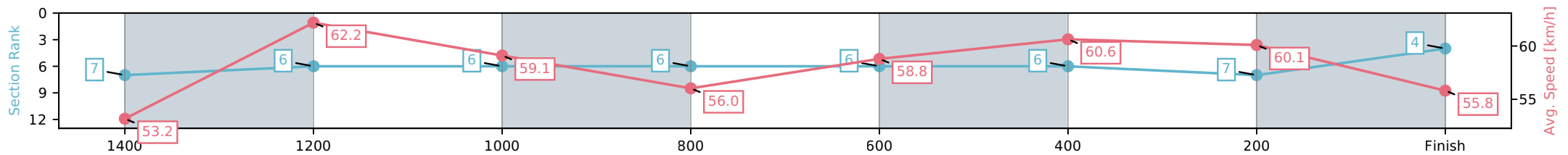
Race 6: XXXX GOLD Class 1 Plate - 1650m

17 June 2026 - 3:31PM

Track Rating: Soft 7, Weather: Overcast, Rail Position: +9m Entire Circuit



Section	L1650	L1400	L1200	L1000	L800	L600	L400	L200
Section Times	1:42.74 (0:17.20)	1:25.54 [7] (0:11.54)	1:14.00 [6] (0:12.19)	1:01.82 [6] (0:12.87)	0:48.94 [6] (0:12.22)	0:36.72 [6] (0:11.84)	0:24.88 [6] (0:11.96)	0:12.92 [7] (0:12.92)
Average Speed [km/h]	53.2	62.2	59.1	56.0	58.8	60.6	60.1	55.8
Top Speed [km/h]	64.6	63.9	61.5	57.4	60.7	61.6	61.4	59.2
Avg. Dist. to Rail [m]	1.0	0.6	0.4	0.7	0.3	0.5	0.7	0.4
Avg. Stride Freq. [Hz]	2.3	2.2	2.1	2.0	2.1	2.2	2.2	2.1
Avg. Stride Length [m]	7.4	8.2	8.0	7.8	7.9	7.9	7.8	7.4



- [] Ranking at each section and finish
- :-:- No data available at this section
- NA No data available

Horse/Jockey Name	Woot Woot/Jace McMurray
Finish Rank	5
Fastest Section Time (Section)	0:11.69 (1400-1200)
Top Speed [km/h] (Section)	65.6 (1650 - 1400)
Race State	Finished



Doomben QLD --Professional-2026-06-17

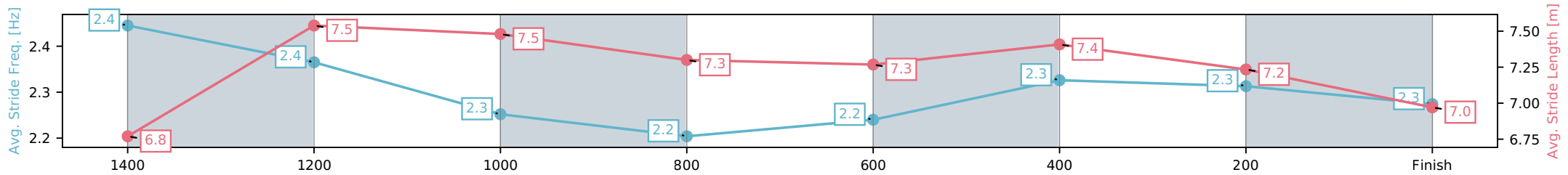
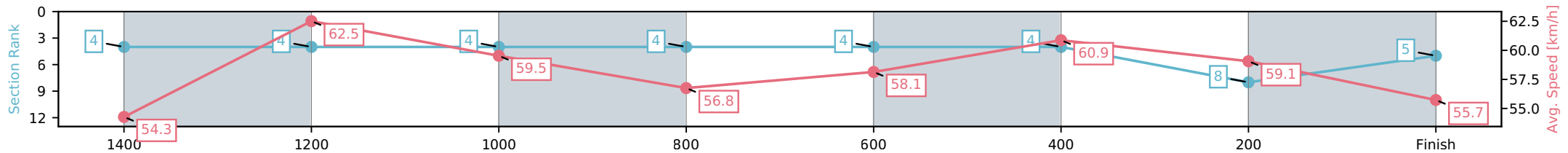
Race 6: XXXX GOLD Class 1 Plate - 1650m

17 June 2026 - 3:31PM

Track Rating: Soft 7, Weather: Overcast, Rail Position: +9m Entire Circuit



Section	L1650	L1400	L1200	L1000	L800	L600	L400	L200
Section Times	1:42.77 (0:16.94)	1:25.82 [4] (0:11.69)	1:14.13 [4] (0:12.10)	1:02.03 [4] (0:12.70)	0:49.32 [4] (0:12.40)	0:36.92 [4] (0:11.91)	0:25.01 [4] (0:12.22)	0:12.79 [8] (0:12.79)
Average Speed [km/h]	54.3	62.5	59.5	56.8	58.1	60.9	59.1	55.7
Top Speed [km/h]	65.6	65.2	61.3	58.0	60.8	62.6	60.3	58.2
Avg. Dist. to Rail [m]	3.8	2.4	2.0	1.2	0.4	1.2	2.8	5.0
Avg. Stride Freq. [Hz]	2.4	2.4	2.3	2.2	2.2	2.3	2.3	2.3
Avg. Stride Length [m]	6.8	7.5	7.5	7.3	7.3	7.4	7.2	7.0



- [] Ranking at each section and finish
- :-:- No data available at this section
- NA No data available

Horse/Jockey Name	Zeamaize/Corey Sutherland
Finish Rank	6
Fastest Section Time (Section)	0:11.35 (1400-1200)
Top Speed [km/h] (Section)	68.1 (1400-1200)
Race State	Finished



Doomben QLD --Professional-2026-06-17

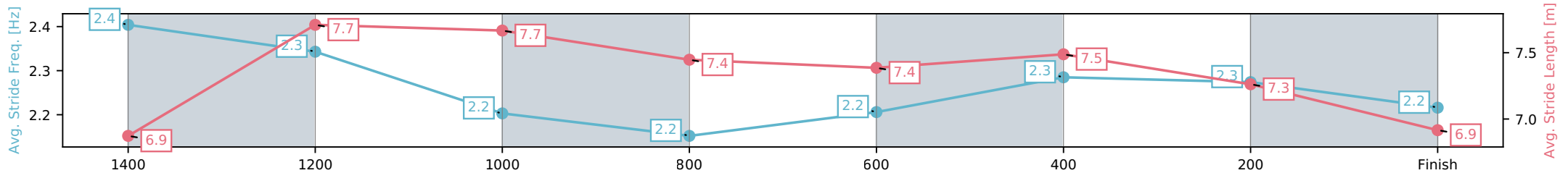
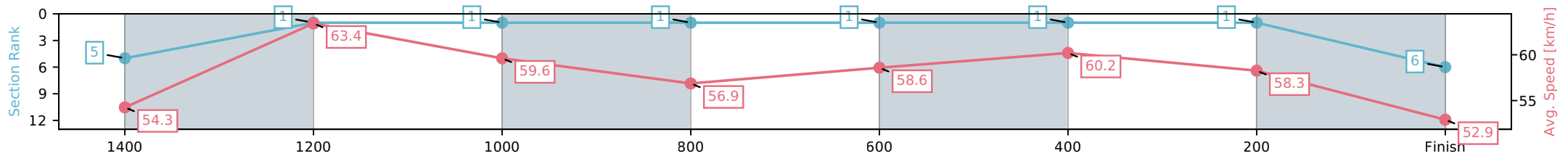
Race 6: XXXX GOLD Class 1 Plate - 1650m

17 June 2026 - 3:31PM

Track Rating: Soft 7, Weather: Overcast, Rail Position: +9m Entire Circuit



Section	L1650	L1400	L1200	L1000	L800	L600	L400	L200
Section Times	1:42.96 (0:16.96)	1:26.00 [5] (0:11.35)	1:14.65 [1] (0:12.06)	1:02.59 [1] (0:12.59)	0:50.00 [1] (0:12.15)	0:37.85 [1] (0:11.91)	0:25.94 [1] (0:12.35)	0:13.59 [1] (0:13.59)
Average Speed [km/h]	54.3	63.4	59.6	56.9	58.6	60.2	58.3	52.9
Top Speed [km/h]	66.8	68.1	61.5	58.0	61.9	62.0	59.3	56.7
Avg. Dist. to Rail [m]	5.6	0.7	1.8	1.8	2.1	0.7	0.4	0.3
Avg. Stride Freq. [Hz]	2.4	2.3	2.2	2.2	2.2	2.3	2.3	2.2
Avg. Stride Length [m]	6.9	7.7	7.7	7.4	7.4	7.5	7.3	6.9



[] Ranking at each section and finish
 -:-:- No data available at this section
 NA No data available

Horse/Jockey Name	Hideout/Jaden Lloyd
Finish Rank	7
Fastest Section Time (Section)	0:11.58 (1400-1200)
Top Speed [km/h] (Section)	63.4 (1650 - 1400)
Race State	Finished



Doomben QLD --Professional-2026-06-17

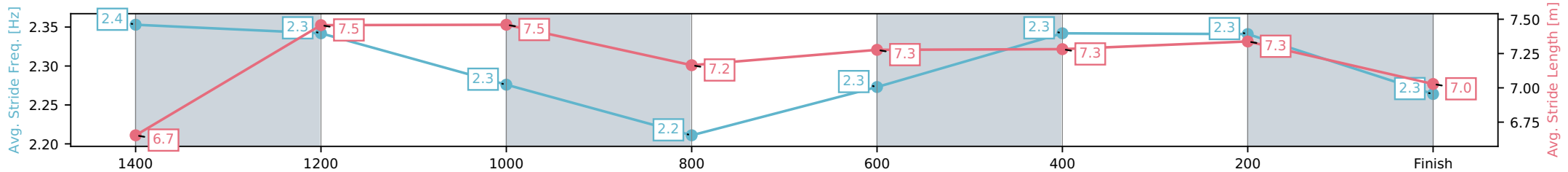
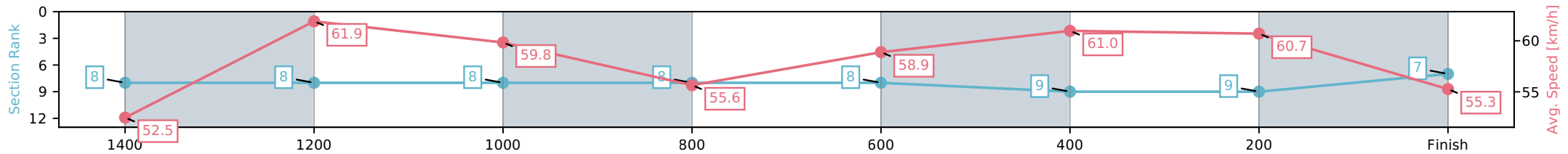
Race 6: XXXX GOLD Class 1 Plate - 1650m

17 June 2026 - 3:31PM

Track Rating: Soft 7, Weather: Overcast, Rail Position: +9m Entire Circuit



Section	L1650	L1400	L1200	L1000	L800	L600	L400	L200
Section Times	1:43.09 (0:17.45)	1:25.64 [8] (0:11.58)	1:14.06 [8] (0:12.04)	1:02.02 [8] (0:12.94)	0:49.08 [8] (0:12.29)	0:36.79 [8] (0:11.88)	0:24.91 [9] (0:11.87)	0:13.05 [9] (0:13.05)
Average Speed [km/h]	52.5	61.9	59.8	55.6	58.9	61.0	60.7	55.3
Top Speed [km/h]	63.4	62.4	62.0	57.1	59.9	61.6	62.4	58.9
Avg. Dist. to Rail [m]	1.3	0.5	0.5	0.2	0.9	1.2	0.5	0.2
Avg. Stride Freq. [Hz]	2.4	2.3	2.3	2.2	2.3	2.3	2.3	2.3
Avg. Stride Length [m]	6.7	7.5	7.5	7.2	7.3	7.3	7.3	7.0



- [] Ranking at each section and finish
- :-:- No data available at this section
- NA No data available

Horse/Jockey Name	Ninjask/Danny Peisley
Finish Rank	8
Fastest Section Time (Section)	0:11.53 (1400-1200)
Top Speed [km/h] (Section)	67.5 (1650 - 1400)
Race State	Finished



Doomben QLD --Professional-2026-06-17

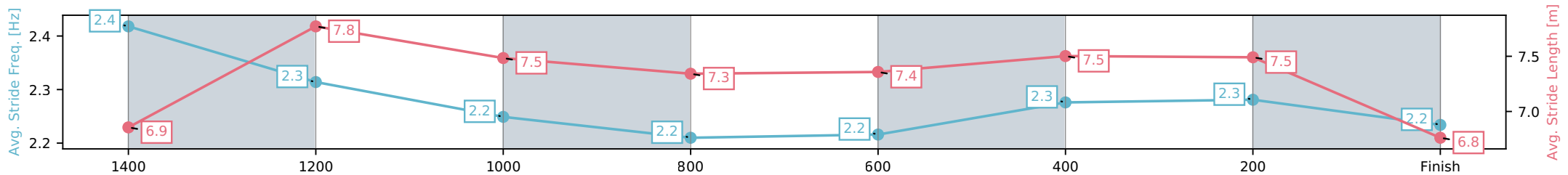
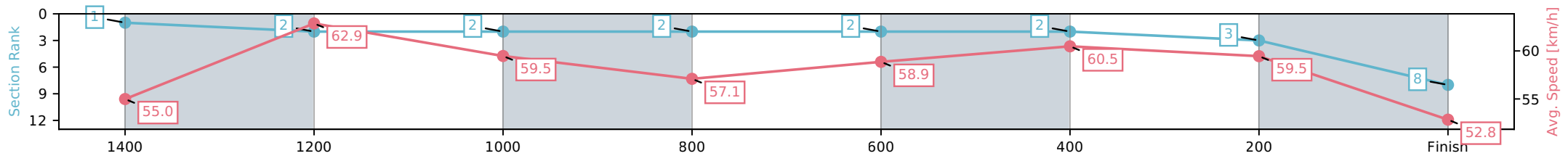
Race 6: XXXX GOLD Class 1 Plate - 1650m

17 June 2026 - 3:31PM

Track Rating: Soft 7, Weather: Overcast, Rail Position: +9m Entire Circuit



Section	L1650	L1400	L1200	L1000	L800	L600	L400	L200
Section Times	1:43.14 (0:16.82)	1:26.32 [1] (0:11.53)	1:14.78 [2] (0:12.11)	1:02.68 [2] (0:12.58)	0:50.10 [2] (0:12.17)	0:37.92 [2] (0:12.07)	0:25.85 [2] (0:12.21)	0:13.64 [3] (0:13.64)
Average Speed [km/h]	55.0	62.9	59.5	57.1	58.9	60.5	59.5	52.8
Top Speed [km/h]	67.5	66.7	61.2	58.3	61.0	61.1	60.9	55.8
Avg. Dist. to Rail [m]	7.8	1.2	0.4	0.5	1.3	2.4	5.9	8.7
Avg. Stride Freq. [Hz]	2.4	2.3	2.2	2.2	2.2	2.3	2.3	2.2
Avg. Stride Length [m]	6.9	7.8	7.5	7.3	7.4	7.5	7.5	6.8



[] Ranking at each section and finish
 -:-:- No data available at this section
 NA No data available

Horse/Jockey Name	Bonus Season/Daniel Moor
Finish Rank	9
Fastest Section Time (Section)	0:11.78 (1400-1200)
Top Speed [km/h] (Section)	67.3 (1650 - 1400)
Race State	Finished



Doomben QLD --Professional-2026-06-17

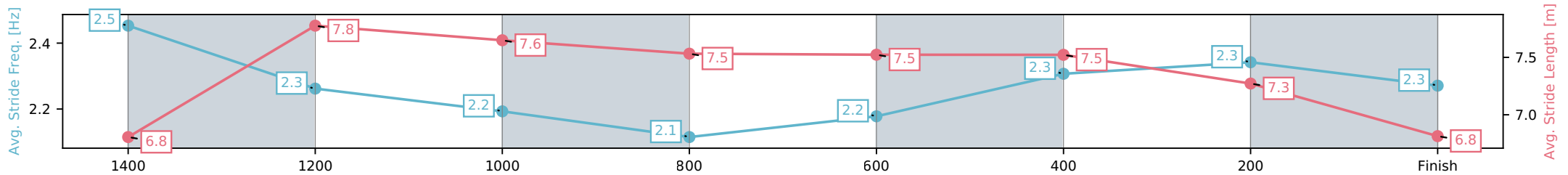
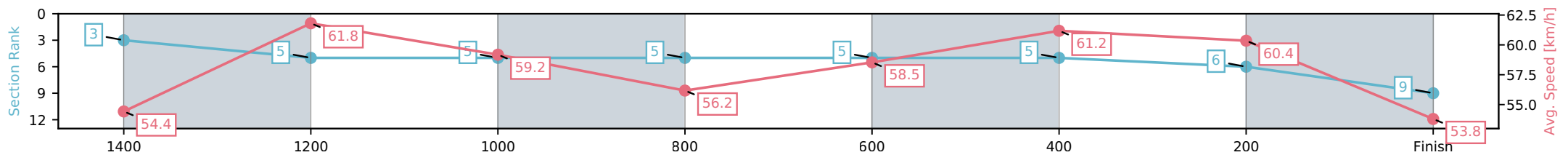
Race 6: XXXX GOLD Class 1 Plate - 1650m

17 June 2026 - 3:31PM

Track Rating: Soft 7, Weather: Overcast, Rail Position: +9m Entire Circuit



Section	L1650	L1400	L1200	L1000	L800	L600	L400	L200
Section Times	1:43.16 (0:16.92)	1:26.24 [3] (0:11.78)	1:14.46 [5] (0:12.15)	1:02.31 [5] (0:12.86)	0:49.45 [5] (0:12.31)	0:37.15 [5] (0:11.78)	0:25.36 [5] (0:11.96)	0:13.40 [6] (0:13.40)
Average Speed [km/h]	54.4	61.8	59.2	56.2	58.5	61.2	60.4	53.8
Top Speed [km/h]	67.3	63.3	61.3	57.4	60.5	62.8	61.4	58.1
Avg. Dist. to Rail [m]	4.8	1.9	2.1	1.2	0.2	0.3	3.1	4.2
Avg. Stride Freq. [Hz]	2.5	2.3	2.2	2.1	2.2	2.3	2.3	2.3
Avg. Stride Length [m]	6.8	7.8	7.6	7.5	7.5	7.5	7.3	6.8



- [] Ranking at each section and finish
- :-:- No data available at this section
- NA No data available

Horse/Jockey Name	Uniquely Famous/Ben Thompson
Finish Rank	10
Fastest Section Time (Section)	0:11.68 (400-200)
Top Speed [km/h] (Section)	64.3 (1400-1200)
Race State	Finished



Doomben QLD --Professional-2026-06-17

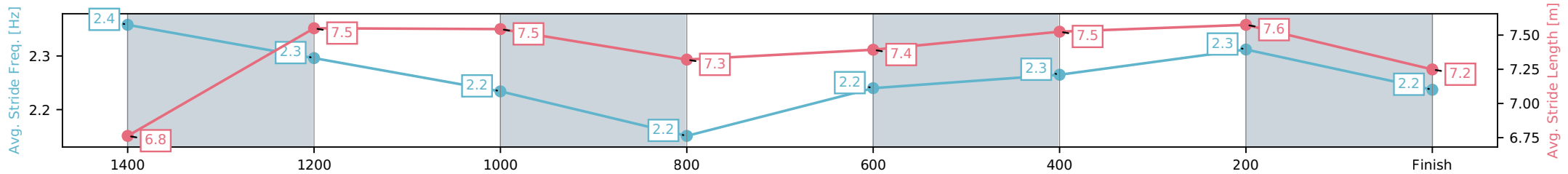
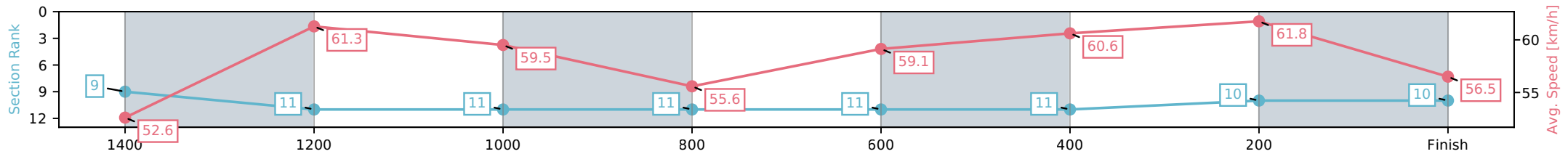
Race 6: XXXX GOLD Class 1 Plate - 1650m

17 June 2026 - 3:31PM

Track Rating: Soft 7, Weather: Overcast, Rail Position: +9m Entire Circuit



Section	L1650	L1400	L1200	L1000	L800	L600	L400	L200
Section Times	1:43.21 (0:17.47)	1:25.74 [9] (0:11.98)	1:13.76 [11] (0:12.10)	1:01.67 [11] (0:13.06)	0:48.60 [11] (0:12.26)	0:36.34 [11] (0:11.91)	0:24.43 [11] (0:11.68)	0:12.75 [10] (0:12.75)
Average Speed [km/h]	52.6	61.3	59.5	55.6	59.1	60.6	61.8	56.5
Top Speed [km/h]	62.9	64.3	61.2	57.0	60.2	61.8	63.0	60.4
Avg. Dist. to Rail [m]	3.5	3.3	3.8	2.9	1.5	0.6	2.9	5.9
Avg. Stride Freq. [Hz]	2.4	2.3	2.2	2.2	2.2	2.3	2.3	2.2
Avg. Stride Length [m]	6.8	7.5	7.5	7.3	7.4	7.5	7.6	7.2



[] Ranking at each section and finish
 -:-:- No data available at this section
 NA No data available

Horse/Jockey Name	Triple Time/Karl Zechner
Finish Rank	11
Fastest Section Time (Section)	0:11.78 (1400-1200)
Top Speed [km/h] (Section)	63.5 (1400-1200)
Race State	Finished



Doomben QLD --Professional-2026-06-17

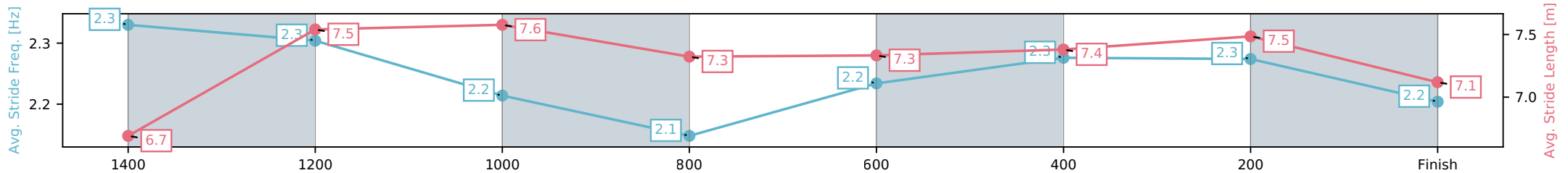
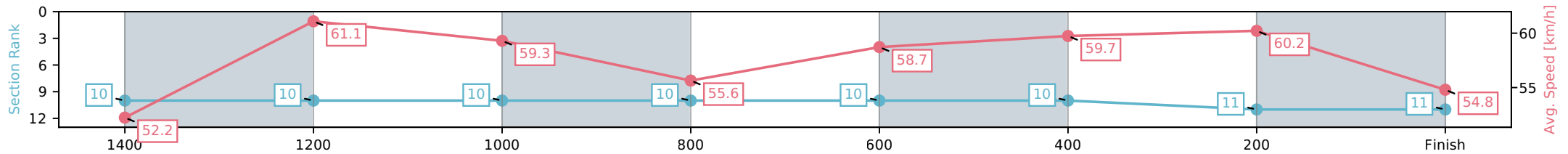
Race 6: XXXX GOLD Class 1 Plate - 1650m

17 June 2026 - 3:31PM

Track Rating: Soft 7, Weather: Overcast, Rail Position: +9m Entire Circuit



Section	L1650	L1400	L1200	L1000	L800	L600	L400	L200
Section Times	1:43.78 (0:17.51)	1:26.27 [10] (0:11.78)	1:14.49 [10] (0:12.15)	1:02.34 [10] (0:12.95)	0:49.39 [10] (0:12.23)	0:37.16 [10] (0:11.97)	0:25.19 [10] (0:11.95)	0:13.24 [11] (0:13.24)
Average Speed [km/h]	52.2	61.1	59.3	55.6	58.7	59.7	60.2	54.8
Top Speed [km/h]	63.4	63.5	61.5	57.8	59.9	60.5	61.0	58.4
Avg. Dist. to Rail [m]	0.7	0.4	1.0	0.5	0.6	1.2	1.8	4.2
Avg. Stride Freq. [Hz]	2.3	2.3	2.2	2.1	2.2	2.3	2.3	2.2
Avg. Stride Length [m]	6.7	7.5	7.6	7.3	7.3	7.4	7.5	7.1



- [] Ranking at each section and finish
- :-:- No data available at this section
- NA No data available



Doomben QLD
Race 7: Mullins Lawyers BM70 Handicap - 1650m
 17 June 2026 - 4:04PM



BRISBANE
RACING CLUB

Track Rating: Soft 7, Weather: Overcast, Rail Position: +9m Entire Circuit

Field Times
(Race Tempo) 1:44.04 1:26.88 1:14.83 1:02.19 0:48.78 0:35.23 0:22.81 0:11.67
 (0:17.16) (0:12.05) (0:12.64) (0:13.41) (0:13.54) (0:12.42) (0:11.14) (0:11.67)

Rank	TAB#	Horse	Overall Time	First 400m	Top Speed km/h (Section)	L1650	L1400	L1200	L1000	L800	L600	L400	L200
	(BAR#)	Jockey	Margin (DT-W)	Last 600m	Fastest Section (Time)	Start - 1400	1400 - 1200	1200 - 1000	1000 - 800	800 - 600	600 - 400	400 - 200	200 - Finish
1	10	Jemoma Alpilage	1:44.04	0:26.71	67.1 (400-200)	1:44.04	1:26.42 [8]	1:14.16 [7]	1:01.41 [8]	0:48.13 [8]	0:34.81 [6]	0:22.66 [4]	0:11.58 [2]
	(6)	Taylor Marshall		0:34.81	400-200 (0:11.08)	(0:17.62)	(0:12.26)	(0:12.74)	(0:13.28)	(0:13.31)	(0:12.15)	(0:11.08)	(0:11.58)
2	9	All Kinds Of Folk	1:44.05	0:26.47	66.5 (400-200)	1:44.05	1:26.67 [4]	1:14.40 [4]	1:01.61 [5]	0:48.16 [6]	0:34.77 [8]	0:22.44 [7]	0:11.39 [4]
	(4)	Ben Thompson	0.0L (-3)	0:34.76	400-200 (0:11.05)	(0:17.38)	(0:12.27)	(0:12.79)	(0:13.45)	(0:13.40)	(0:12.32)	(0:11.05)	(0:11.39)
3	11	Hush Hush	1:44.15	0:26.95	66.3 (400-200)	1:44.15	1:26.22 [11]	1:14.09 [9]	1:01.59 [7]	0:48.52 [5]	0:35.15 [3]	0:22.92 [1]	0:11.78 [1]
	(10)	Michael Rodd	0.6L (+0)	0:35.15	400-200 (0:11.14)	(0:17.93)	(0:12.13)	(0:12.51)	0:13.07	(0:13.37)	(0:12.23)	(0:11.14)	(0:11.78)
4	4	Valorous Power	1:44.16	0:26.99	67.5 (400-200)	1:44.16	1:26.39 [9]	1:14.02 [10]	1:01.21 [10]	0:47.95 [9]	0:34.57 [10]	0:22.32 [11]	0:11.34 [8]
	(9)	Benjamin Osmond	0.7L (-1)	0:34.57	400-200 (0:10.98)	(0:17.77)	(0:12.36)	(0:12.81)	(0:13.27)	(0:13.38)	(0:12.25)	0:10.98	0:11.34
5	6	Our Turn Now	1:44.40	0:26.55	65.8 (400-200)	1:44.40	1:26.98 [5]	1:14.69 [5]	1:01.85 [6]	0:48.50 [7]	0:35.14 [7]	0:22.70 [8]	0:11.55 [10]
	(2)	Corey Sutherland	2.1L (-4)	0:35.14	400-200 (0:11.16)	(0:17.42)	(0:12.30)	(0:12.84)	(0:13.34)	(0:13.37)	(0:12.43)	(0:11.16)	(0:11.55)
6	15	Stranglehold	1:44.42	0:27.05	67.9 (400-200)	1:44.42	1:26.52 [10]	1:14.18 [11]	1:01.36 [11]	0:48.02 [11]	0:34.95 [9]	0:22.62 [10]	0:11.63 [7]
	(5)	Martin Harley	2.2L (+1)	0:34.96	400-200 (0:10.99)	(0:17.90)	(0:12.34)	(0:12.82)	(0:13.34)	0:13.06	(0:12.34)	(0:10.99)	(0:11.63)
7	7	Saint Aldwyn	1:44.44	0:26.13	66.1 (400-200)	1:44.44	1:27.23 [3]	1:15.23 [1]	1:02.59 [1]	0:49.18 [1]	0:35.63 [1]	0:23.17 [2]	0:11.95 [3]
	(8)	Kyle Wilson-Taylor	2.3L (+2)	0:35.62	400-200 (0:11.21)	(0:17.21)	0:12.00	(0:12.64)	(0:13.42)	(0:13.54)	(0:12.46)	(0:11.21)	(0:11.95)
8	2	Northern Decree	1:44.44	0:26.26	65.0 (400-200)	1:44.44	1:27.27 [2]	1:15.02 [3]	1:02.28 [3]	0:48.87 [2]	0:35.45 [2]	0:22.94 [5]	0:11.68 [6]
	(3)	Leah Martyn	2.3L (+0)	0:35.45	400-200 (0:11.26)	(0:17.17)	(0:12.24)	(0:12.75)	(0:13.41)	(0:13.42)	(0:12.51)	(0:11.26)	(0:11.68)
9	13	San Gabriel	1:44.49	0:26.21	65.8 (400-200)	1:44.49	1:27.33 [1]	1:15.11 [2]	1:02.34 [2]	0:48.90 [4]	0:35.37 [5]	0:22.89 [6]	0:11.65 [9]
	(7)	Jake Bayliss	2.6L (+1)	0:35.37	400-200 (0:11.24)	0:17.16	(0:12.22)	(0:12.77)	(0:13.44)	(0:13.53)	(0:12.48)	(0:11.24)	(0:11.65)
10	8	Zaher	1:44.55	0:26.80	65.0 (400-200)	1:44.55	1:26.94 [7]	1:14.59 [8]	1:01.71 [9]	0:48.26 [10]	0:34.94 [11]	0:22.86 [8]	0:11.61 [11]
	(1)	Rob Thorburn	3.0L (-1)	0:34.95	400-200 (0:11.25)	(0:17.61)	(0:12.35)	(0:12.88)	(0:13.45)	(0:13.32)	0:12.09	(0:11.25)	(0:11.61)

Scratched: Connecticut (#1), San Jose Boy (#5), Amenophis (#12), Mad Ana (#14), Empress Of Japan (#16), Flying Bat (#17), Rubydoo (#18)

Report Created: Wed 17 June 2026

(Note: Races are conducted over an approximate distance as close as possible to the advertised distance, and recorded data may vary accordingly. Official times refer to race times only and do not include handicap times.)

[] Position in running at each section and finish TAB# Saddle cloth number
 -:-:- No data available at this section BAR# Barrier/Gate Position
 NA No data available DNF Did not finish
 DNT Did not track DT-W Distance travelled compared to winner in metres

Fastest split
 Fastest section

Page 1/13
 data processed by TRIPLES DATA



Doomben QLD
Race 7: Mullins Lawyers BM70 Handicap - 1650m
 17 June 2026 - 4:04PM



BRISBANE
 RACING CLUB

Track Rating: Soft 7, Weather: Overcast, Rail Position: +9m Entire Circuit

Field Times	1:44.04	1:26.88	1:14.83	1:02.19	0:48.78	0:35.23	0:22.81	0:11.67
(Race Tempo)	(0:17.16)	(0:12.05)	(0:12.64)	(0:13.41)	(0:13.54)	(0:12.42)	(0:11.14)	(0:11.67)

Rank	TAB#	Horse	Overall Time	First 400m	Top Speed km/h (Section)	L1650	L1400	L1200	L1000	L800	L600	L400	L200
						Start - 1400	1400 - 1200	1200 - 1000	1000 - 800	800 - 600	600 - 400	400 - 200	200 - Finish
	(BAR#)	Jockey	Margin (DT-W)	Last 600m	Fastest Section (Time)								
11	3	Smart As Smart	1:44.63	0:26.67	64.4 (400-200)	1:44.63	1:27.06 [6]	1:14.84 [6]	1:02.44 [4]	0:49.05 [3]	0:35.62 [4]	0:23.32 [3]	0:11.92 [5]
	(11)	Jace McMurray	3.4L (+3)	0:35.62	400-200 (0:11.41)	(0:17.57)	(0:12.22)	(0:12.40)	(0:13.39)	(0:13.43)	(0:12.29)	(0:11.41)	(0:11.92)

Scratched: Connecticut (#1), San Jose Boy (#5), Amenophis (#12), Mad Ana (#14), Empress Of Japan (#16), Flying Bat (#17), Rubydoo (#18)

Report Created: Wed 17 June 2026

(Note: Races are conducted over an approximate distance as close as possible to the advertised distance, and recorded data may vary accordingly. Official times refer to race times only and do not include handicap times.)

[] Position in running at each section and finish TAB# Saddle cloth number
 -:-:- No data available at this section BAR# Barrier/Gate Position
 NA No data available DNF Did not finish
 DNT Did not track DT-W Distance travelled compared to winner in metres

Fastest split
 Fastest section

data processed by **TRIPLES DATA**

Horse/Jockey Name	Jemoma Alpilage/Taylor Marshall
Finish Rank	1
Fastest Section Time (Section)	0:11.08 (400-200)
Top Speed [km/h] (Section)	67.1 (400-200)
Race State	Finished



Doomben QLD --Professional-2026-06-17

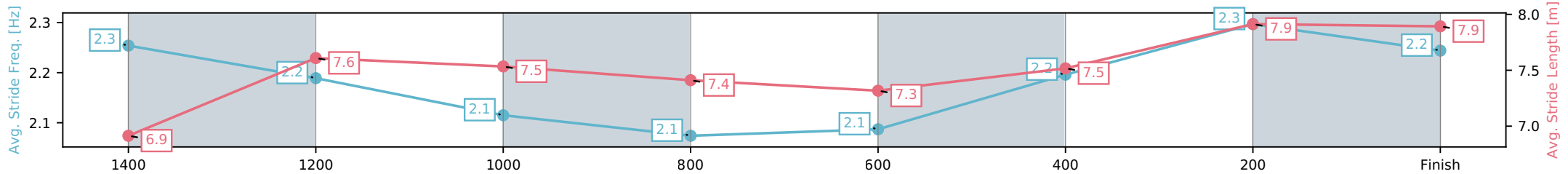
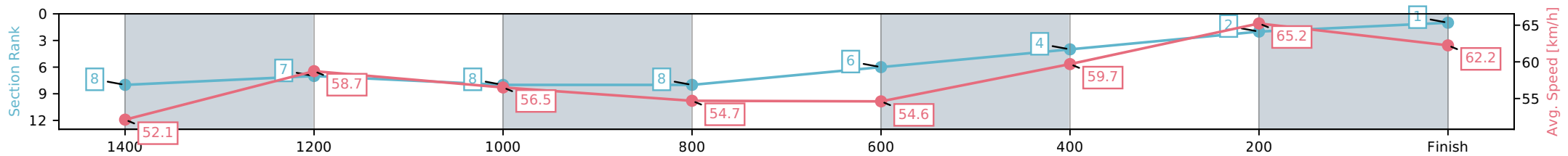
Race 7: Mullins Lawyers BM70 Handicap - 1650m

17 June 2026 - 4:04PM

Track Rating: Soft 7, Weather: Overcast, Rail Position: +9m Entire Circuit



Section	L1650	L1400	L1200	L1000	L800	L600	L400	L200
Section Times	1:44.04 (0:17.62)	1:26.42 [8] (0:12.26)	1:14.16 [7] (0:12.74)	1:01.41 [8] (0:13.28)	0:48.13 [8] (0:13.31)	0:34.81 [6] (0:12.15)	0:22.66 [4] (0:11.08)	0:11.58 [2] (0:11.58)
Average Speed [km/h]	52.1	58.7	56.5	54.7	54.6	59.7	65.2	62.2
Top Speed [km/h]	63.5	61.9	57.2	55.5	55.8	62.4	67.1	64.6
Avg. Dist. to Rail [m]	1.9	0.6	2.0	2.7	1.8	1.5	3.4	4.9
Avg. Stride Freq. [Hz]	2.3	2.2	2.1	2.1	2.1	2.2	2.3	2.2
Avg. Stride Length [m]	6.9	7.6	7.5	7.4	7.3	7.5	7.9	7.9



[] Ranking at each section and finish
 -:-:- No data available at this section
 NA No data available

Horse/Jockey Name	All Kinds Of Folk/Ben Thompson
Finish Rank	2
Fastest Section Time (Section)	0:11.05 (400-200)
Top Speed [km/h] (Section)	66.5 (400-200)
Race State	Finished



Doomben QLD --Professional-2026-06-17

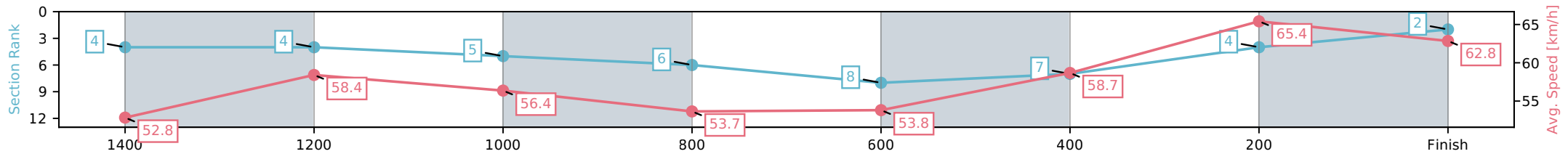
Race 7: Mullins Lawyers BM70 Handicap - 1650m

17 June 2026 - 4:04PM

Track Rating: Soft 7, Weather: Overcast, Rail Position: +9m Entire Circuit



Section	L1650	L1400	L1200	L1000	L800	L600	L400	L200
Section Times	1:44.05 (0:17.38)	1:26.67 [4] (0:12.27)	1:14.40 [4] (0:12.79)	1:01.61 [5] (0:13.45)	0:48.16 [6] (0:13.40)	0:34.77 [8] (0:12.32)	0:22.44 [7] (0:11.05)	0:11.39 [4] (0:11.39)
Average Speed [km/h]	52.8	58.4	56.4	53.7	53.8	58.7	65.4	62.8
Top Speed [km/h]	63.7	60.9	57.5	54.7	55.7	62.2	66.5	65.2
Avg. Dist. to Rail [m]	1.6	0.7	1.0	0.8	0.5	0.6	4.0	6.0
Avg. Stride Freq. [Hz]	2.3	2.2	2.1	2.1	2.1	2.2	2.3	2.3
Avg. Stride Length [m]	7.0	7.5	7.5	7.2	7.2	7.5	7.8	7.7



- [] Ranking at each section and finish
- :-:- No data available at this section
- NA No data available

Horse/Jockey Name	Hush Hush/Michael Rodd
Finish Rank	3
Fastest Section Time (Section)	0:11.14 (400-200)
Top Speed [km/h] (Section)	66.3 (400-200)
Race State	Finished



Doomben QLD --Professional-2026-06-17

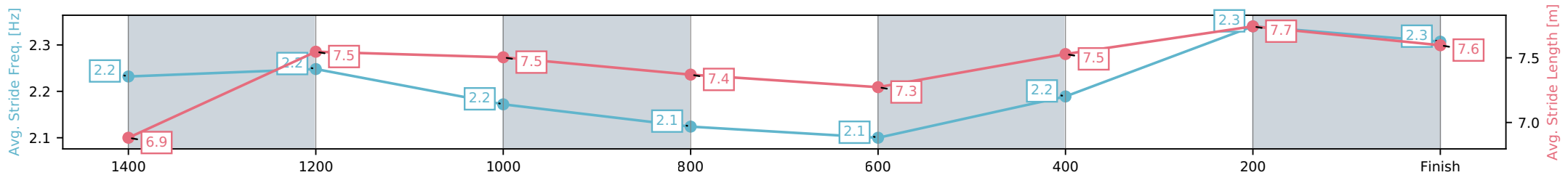
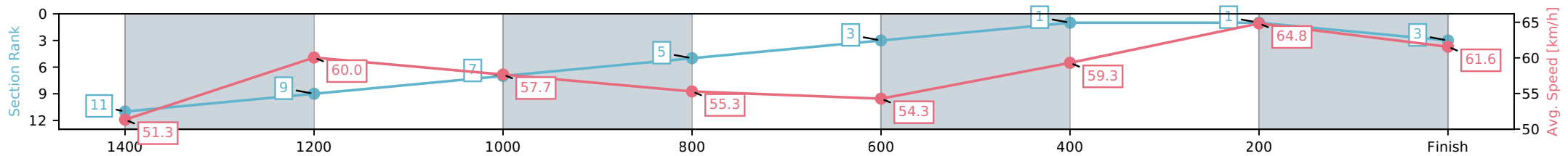
Race 7: Mullins Lawyers BM70 Handicap - 1650m

17 June 2026 - 4:04PM

Track Rating: Soft 7, Weather: Overcast, Rail Position: +9m Entire Circuit



Section	L1650	L1400	L1200	L1000	L800	L600	L400	L200
Section Times	1:44.15 (0:17.93)	1:26.22 [11] (0:12.13)	1:14.09 [9] (0:12.51)	1:01.59 [7] (0:13.07)	0:48.52 [5] (0:13.37)	0:35.15 [3] (0:12.23)	0:22.92 [1] (0:11.14)	0:11.78 [1] (0:11.78)
Average Speed [km/h]	51.3	60.0	57.7	55.3	54.3	59.3	64.8	61.6
Top Speed [km/h]	61.1	62.2	59.0	57.0	56.3	62.2	66.3	64.3
Avg. Dist. to Rail [m]	5.1	2.1	2.5	1.8	1.5	1.2	2.3	3.3
Avg. Stride Freq. [Hz]	2.2	2.2	2.2	2.1	2.1	2.2	2.3	2.3
Avg. Stride Length [m]	6.9	7.5	7.5	7.4	7.3	7.5	7.7	7.6



[] Ranking at each section and finish
 -:-:- No data available at this section
 NA No data available

Horse/Jockey Name	Valorous Power/Benjamin Osmond
Finish Rank	4
Fastest Section Time (Section)	0:10.98 (400-200)
Top Speed [km/h] (Section)	67.5 (400-200)
Race State	Finished



Doomben QLD --Professional-2026-06-17

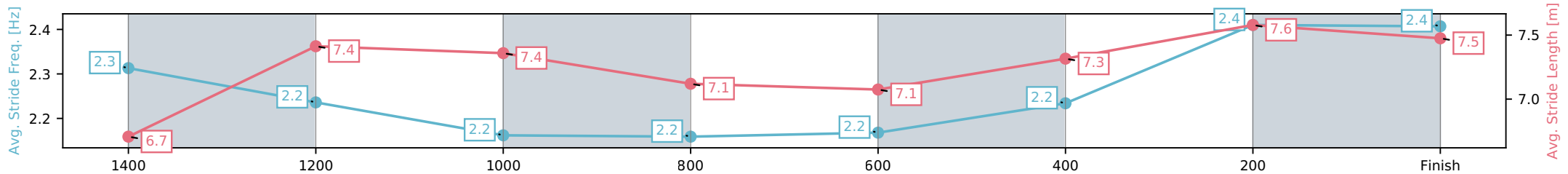
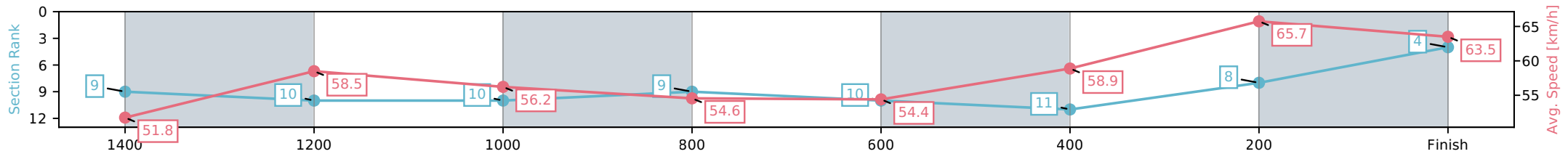
Race 7: Mullins Lawyers BM70 Handicap - 1650m

17 June 2026 - 4:04PM

Track Rating: Soft 7, Weather: Overcast, Rail Position: +9m Entire Circuit



Section	L1650	L1400	L1200	L1000	L800	L600	L400	L200
Section Times	1:44.16 (0:17.77)	1:26.39 [9] (0:12.36)	1:14.02 [10] (0:12.81)	1:01.21 [10] (0:13.27)	0:47.95 [9] (0:13.38)	0:34.57 [10] (0:12.25)	0:22.32 [11] (0:10.98)	0:11.34 [8] (0:11.34)
Average Speed [km/h]	51.8	58.5	56.2	54.6	54.4	58.9	65.7	63.5
Top Speed [km/h]	61.5	60.6	57.3	55.4	57.0	62.3	67.5	66.4
Avg. Dist. to Rail [m]	3.9	0.9	2.0	2.0	1.8	0.5	2.7	4.5
Avg. Stride Freq. [Hz]	2.3	2.2	2.2	2.2	2.2	2.2	2.4	2.4
Avg. Stride Length [m]	6.7	7.4	7.4	7.1	7.1	7.3	7.6	7.5



[] Ranking at each section and finish
 -:-:- No data available at this section
 NA No data available

Horse/Jockey Name	Our Turn Now/Corey Sutherland
Finish Rank	5
Fastest Section Time (Section)	0:11.16 (400-200)
Top Speed [km/h] (Section)	65.8 (400-200)
Race State	Finished



Doomben QLD --Professional-2026-06-17

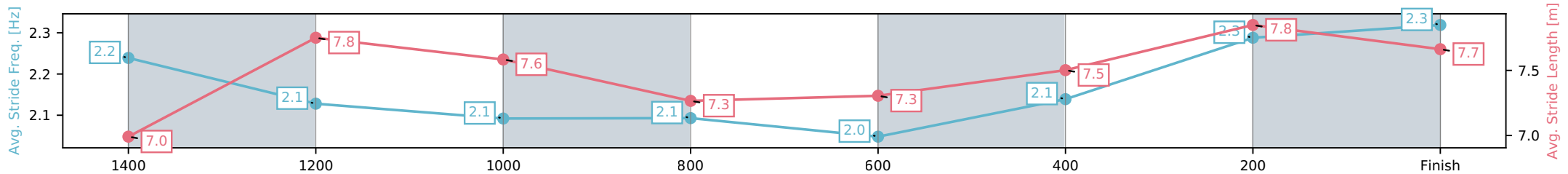
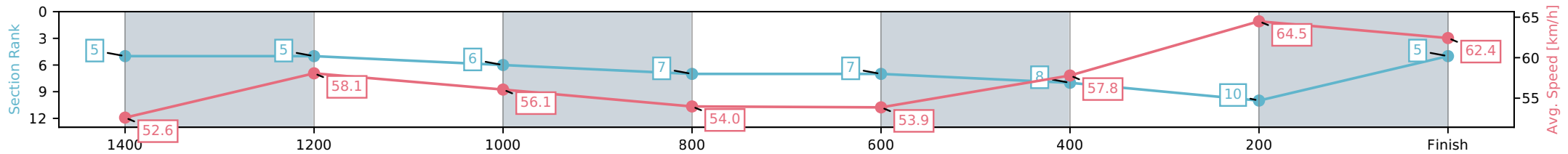
Race 7: Mullins Lawyers BM70 Handicap - 1650m

17 June 2026 - 4:04PM

Track Rating: Soft 7, Weather: Overcast, Rail Position: +9m Entire Circuit



Section	L1650	L1400	L1200	L1000	L800	L600	L400	L200
Section Times	1:44.40 (0:17.42)	1:26.98 [5] (0:12.30)	1:14.69 [5] (0:12.84)	1:01.85 [6] (0:13.34)	0:48.50 [7] (0:13.37)	0:35.14 [7] (0:12.43)	0:22.70 [8] (0:11.16)	0:11.55 [10] (0:11.55)
Average Speed [km/h]	52.6	58.1	56.1	54.0	53.9	57.8	64.5	62.4
Top Speed [km/h]	62.0	60.1	57.4	55.3	56.1	60.8	65.8	65.7
Avg. Dist. to Rail [m]	0.7	1.4	0.3	0.3	0.1	0.4	1.1	1.9
Avg. Stride Freq. [Hz]	2.2	2.1	2.1	2.1	2.0	2.1	2.3	2.3
Avg. Stride Length [m]	7.0	7.8	7.6	7.3	7.3	7.5	7.8	7.7



[] Ranking at each section and finish
 -:-:- No data available at this section
 NA No data available

Horse/Jockey Name	Stranglehold/Martin Harley
Finish Rank	6
Fastest Section Time (Section)	0:10.99 (400-200)
Top Speed [km/h] (Section)	67.9 (400-200)
Race State	Finished



Doomben QLD --Professional-2026-06-17

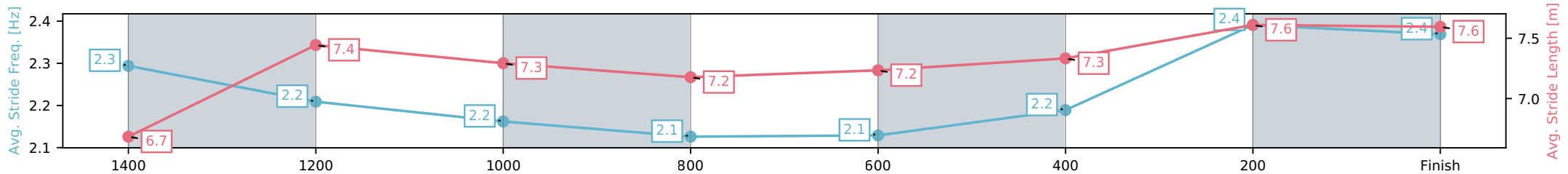
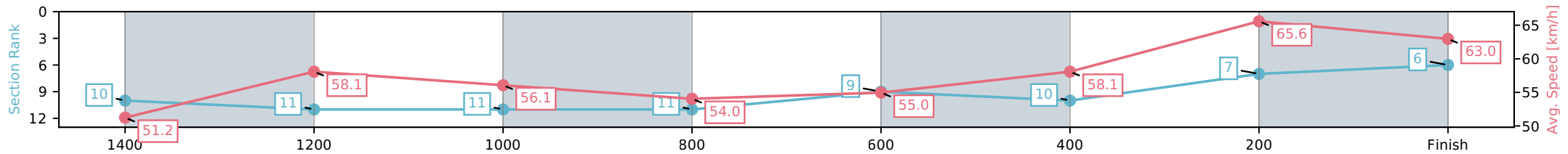
Race 7: Mullins Lawyers BM70 Handicap - 1650m

17 June 2026 - 4:04PM

Track Rating: Soft 7, Weather: Overcast, Rail Position: +9m Entire Circuit



Section	L1650	L1400	L1200	L1000	L800	L600	L400	L200
Section Times	1:44.42 (0:17.90)	1:26.52 [10] (0:12.34)	1:14.18 [11] (0:12.82)	1:01.36 [11] (0:13.34)	0:48.02 [11] (0:13.06)	0:34.95 [9] (0:12.34)	0:22.62 [10] (0:10.99)	0:11.63 [7] (0:11.63)
Average Speed [km/h]	51.2	58.1	56.1	54.0	55.0	58.1	65.6	63.0
Top Speed [km/h]	61.5	60.8	56.9	55.3	56.5	61.1	67.9	65.6
Avg. Dist. to Rail [m]	1.7	0.8	0.2	0.2	0.5	0.5	1.3	1.8
Avg. Stride Freq. [Hz]	2.3	2.2	2.2	2.1	2.1	2.2	2.4	2.4
Avg. Stride Length [m]	6.7	7.4	7.3	7.2	7.2	7.3	7.6	7.6



[] Ranking at each section and finish
 -:-:- No data available at this section
 NA No data available

Horse/Jockey Name	Saint Aldwyn/Kyle Wilson-Taylor
Finish Rank	7
Fastest Section Time (Section)	0:11.21 (400-200)
Top Speed [km/h] (Section)	66.1 (400-200)
Race State	Finished



Doomben QLD --Professional-2026-06-17

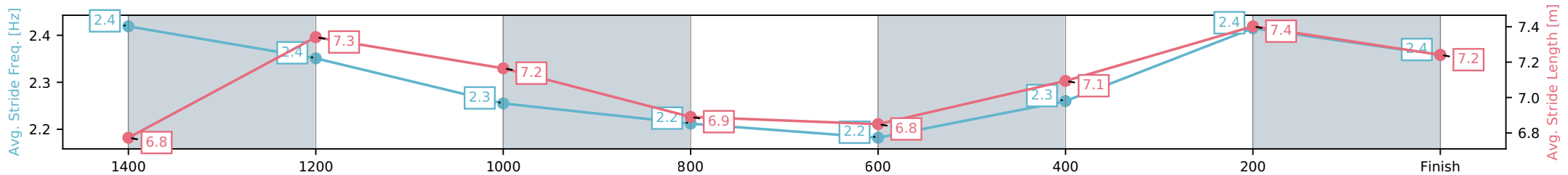
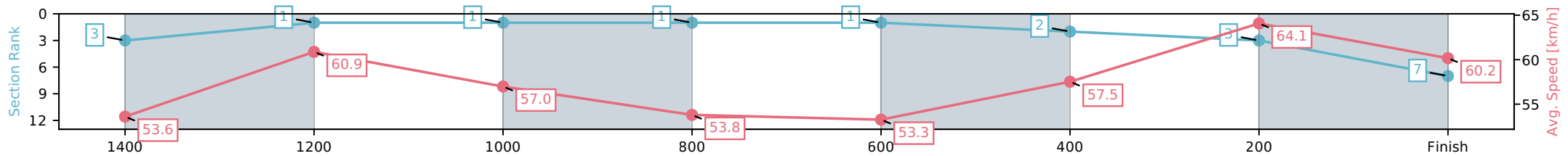
Race 7: Mullins Lawyers BM70 Handicap - 1650m

17 June 2026 - 4:04PM

Track Rating: Soft 7, Weather: Overcast, Rail Position: +9m Entire Circuit



Section	L1650	L1400	L1200	L1000	L800	L600	L400	L200
Section Times	1:44.44 (0:17.21)	1:27.23 [3] (0:12.00)	1:15.23 [1] (0:12.64)	1:02.59 [1] (0:13.42)	0:49.18 [1] (0:13.54)	0:35.63 [1] (0:12.46)	0:23.17 [2] (0:11.21)	0:11.95 [3] (0:11.95)
Average Speed [km/h]	53.6	60.9	57.0	53.8	53.3	57.5	64.1	60.2
Top Speed [km/h]	64.7	62.8	59.5	55.5	55.0	60.1	66.1	62.6
Avg. Dist. to Rail [m]	4.5	2.5	1.6	1.1	0.4	0.9	1.1	2.0
Avg. Stride Freq. [Hz]	2.4	2.4	2.3	2.2	2.2	2.3	2.4	2.4
Avg. Stride Length [m]	6.8	7.3	7.2	6.9	6.8	7.1	7.4	7.2



- [] Ranking at each section and finish
- :-:- No data available at this section
- NA No data available

Horse/Jockey Name	Northern Decree/Leah Martyn
Finish Rank	8
Fastest Section Time (Section)	0:11.26 (400-200)
Top Speed [km/h] (Section)	65.0 (400-200)
Race State	Finished



Doomben QLD --Professional-2026-06-17

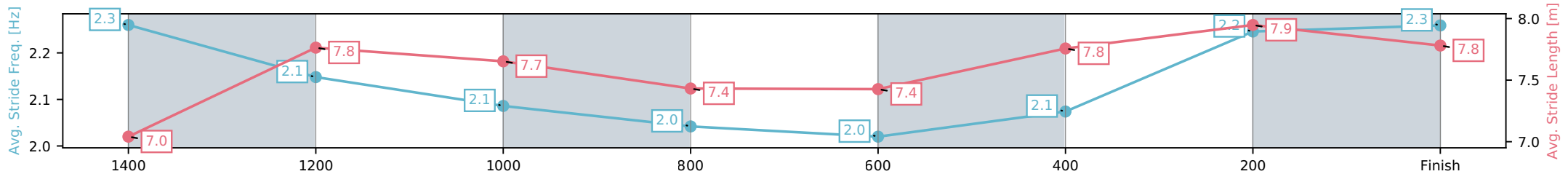
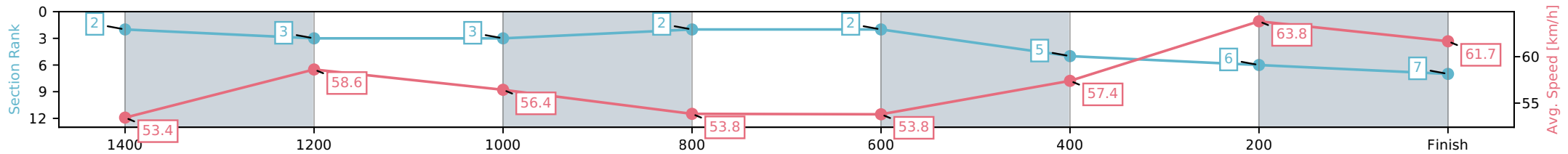
Race 7: Mullins Lawyers BM70 Handicap - 1650m

17 June 2026 - 4:04PM

Track Rating: Soft 7, Weather: Overcast, Rail Position: +9m Entire Circuit



Section	L1650	L1400	L1200	L1000	L800	L600	L400	L200
Section Times	1:44.44 (0:17.17)	1:27.27 [2] (0:12.24)	1:15.02 [3] (0:12.75)	1:02.28 [3] (0:13.41)	0:48.87 [2] (0:13.42)	0:35.45 [2] (0:12.51)	0:22.94 [5] (0:11.26)	0:11.68 [6] (0:11.68)
Average Speed [km/h]	53.4	58.6	56.4	53.8	53.8	57.4	63.8	61.7
Top Speed [km/h]	63.4	62.1	57.8	55.6	56.1	60.2	65.0	64.1
Avg. Dist. to Rail [m]	1.3	0.6	0.3	0.5	0.6	0.5	0.8	1.4
Avg. Stride Freq. [Hz]	2.3	2.1	2.1	2.0	2.0	2.1	2.2	2.3
Avg. Stride Length [m]	7.0	7.8	7.7	7.4	7.4	7.8	7.9	7.8



- [] Ranking at each section and finish
- :-:- No data available at this section
- NA No data available

Horse/Jockey Name	San Gabriel/Jake Bayliss
Finish Rank	9
Fastest Section Time (Section)	0:11.24 (400-200)
Top Speed [km/h] (Section)	65.8 (400-200)
Race State	Finished



Doomben QLD --Professional-2026-06-17

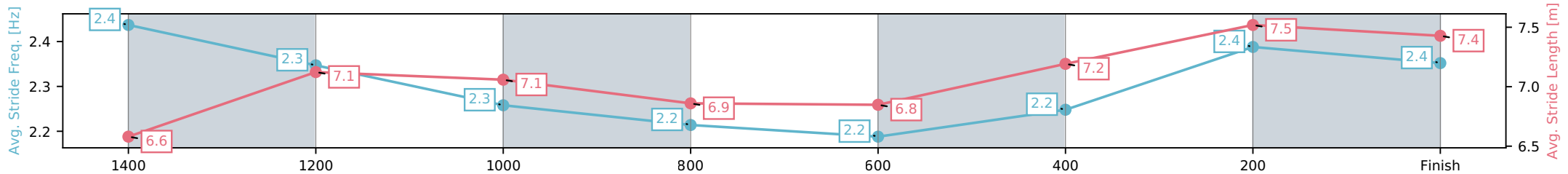
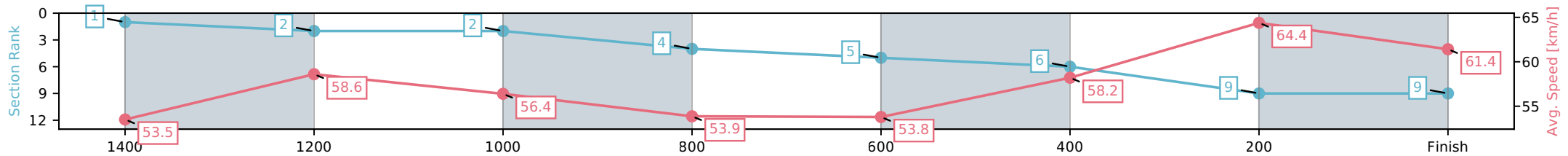
Race 7: Mullins Lawyers BM70 Handicap - 1650m

17 June 2026 - 4:04PM

Track Rating: Soft 7, Weather: Overcast, Rail Position: +9m Entire Circuit



Section	L1650	L1400	L1200	L1000	L800	L600	L400	L200
Section Times	1:44.49 (0:17.16)	1:27.33 [1] (0:12.22)	1:15.11 [2] (0:12.77)	1:02.34 [2] (0:13.44)	0:48.90 [4] (0:13.53)	0:35.37 [5] (0:12.48)	0:22.89 [6] (0:11.24)	0:11.65 [9] (0:11.65)
Average Speed [km/h]	53.5	58.6	56.4	53.9	53.8	58.2	64.4	61.4
Top Speed [km/h]	63.7	61.9	58.4	55.2	55.2	61.4	65.8	64.3
Avg. Dist. to Rail [m]	2.4	0.9	1.0	1.6	2.2	1.7	3.3	4.7
Avg. Stride Freq. [Hz]	2.4	2.3	2.3	2.2	2.2	2.2	2.4	2.4
Avg. Stride Length [m]	6.6	7.1	7.1	6.9	6.8	7.2	7.5	7.4



- [] Ranking at each section and finish
- :-:- No data available at this section
- NA No data available

Horse/Jockey Name	Zaher/Rob Thorburn
Finish Rank	10
Fastest Section Time (Section)	0:11.25 (400-200)
Top Speed [km/h] (Section)	65.0 (400-200)
Race State	Finished



Doomben QLD --Professional-2026-06-17

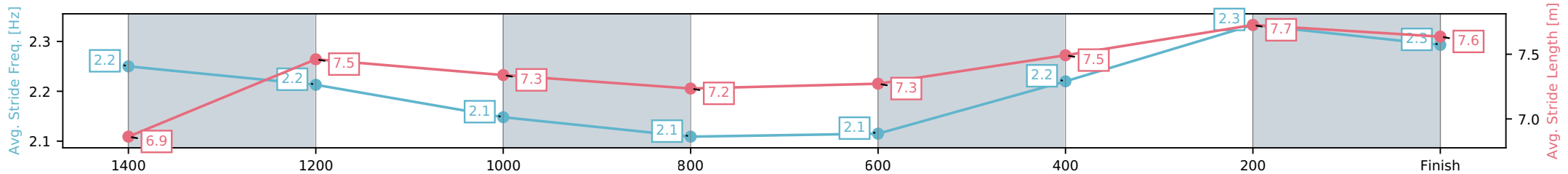
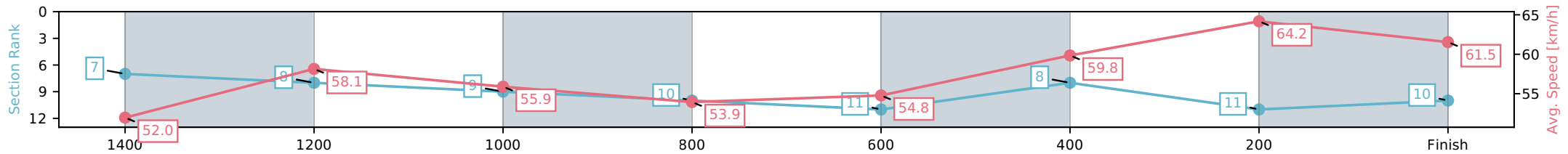
Race 7: Mullins Lawyers BM70 Handicap - 1650m

17 June 2026 - 4:04PM

Track Rating: Soft 7, Weather: Overcast, Rail Position: +9m Entire Circuit



Section	L1650	L1400	L1200	L1000	L800	L600	L400	L200
Section Times	1:44.55 (0:17.61)	1:26.94 [7] (0:12.35)	1:14.59 [8] (0:12.88)	1:01.71 [9] (0:13.45)	0:48.26 [10] (0:13.32)	0:34.94 [11] (0:12.09)	0:22.86 [8] (0:11.25)	0:11.61 [11] (0:11.61)
Average Speed [km/h]	52.0	58.1	55.9	53.9	54.8	59.8	64.2	61.5
Top Speed [km/h]	60.5	60.4	56.8	55.9	56.2	63.5	65.0	63.7
Avg. Dist. to Rail [m]	1.7	0.5	1.9	2.7	2.4	1.1	3.0	7.8
Avg. Stride Freq. [Hz]	2.2	2.2	2.1	2.1	2.1	2.2	2.3	2.3
Avg. Stride Length [m]	6.9	7.5	7.3	7.2	7.3	7.5	7.7	7.6



[] Ranking at each section and finish
 -:-:- No data available at this section
 NA No data available

Horse/Jockey Name	Smart As Smart/Jace McMurray
Finish Rank	11
Fastest Section Time (Section)	0:11.41 (400-200)
Top Speed [km/h] (Section)	64.4 (400-200)
Race State	Finished



Doomben QLD --Professional-2026-06-17

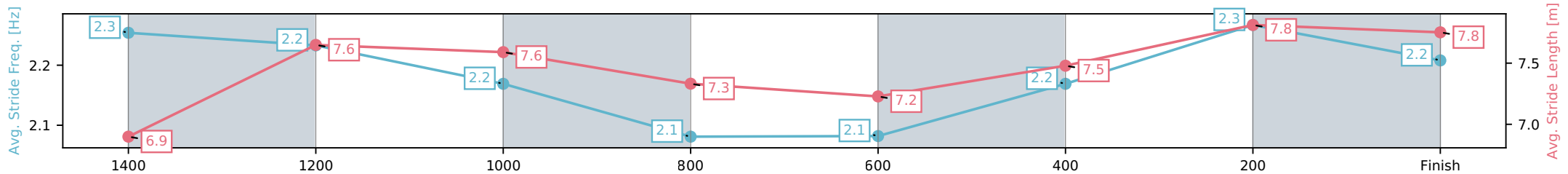
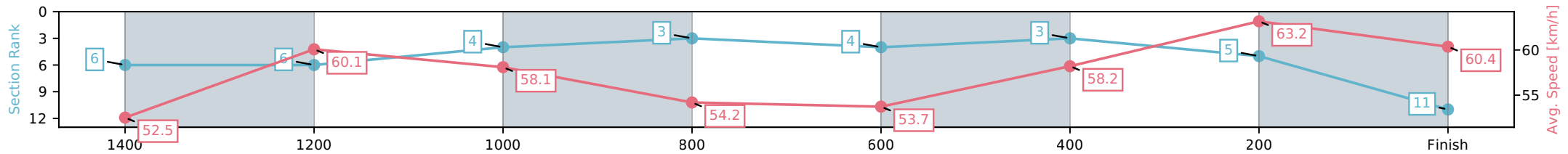
Race 7: Mullins Lawyers BM70 Handicap - 1650m

17 June 2026 - 4:04PM

Track Rating: Soft 7, Weather: Overcast, Rail Position: +9m Entire Circuit



Section	L1650	L1400	L1200	L1000	L800	L600	L400	L200
Section Times	1:44.63 (0:17.57)	1:27.06 [6] (0:12.22)	1:14.84 [6] (0:12.40)	1:02.44 [4] (0:13.39)	0:49.05 [3] (0:13.43)	0:35.62 [4] (0:12.29)	0:23.32 [3] (0:11.41)	0:11.92 [5] (0:11.92)
Average Speed [km/h]	52.5	60.1	58.1	54.2	53.7	58.2	63.2	60.4
Top Speed [km/h]	64.3	62.8	60.4	56.5	55.7	60.2	64.4	62.5
Avg. Dist. to Rail [m]	6.6	3.3	4.6	3.2	0.4	0.9	2.0	4.0
Avg. Stride Freq. [Hz]	2.3	2.2	2.2	2.1	2.1	2.2	2.3	2.2
Avg. Stride Length [m]	6.9	7.6	7.6	7.3	7.2	7.5	7.8	7.8



[] Ranking at each section and finish
 -:-:- No data available at this section
 NA No data available



Doomben QLD

Race 8: Ladbrokes Place Extra to 10th BM65 Handicap - 1350m

17 June 2026 - 4:36PM



BRISBANE RACING CLUB

Track Rating: Soft 7, Weather: Overcast, Rail Position: +9m Entire Circuit

Field Times	1:21.77	1:10.78	0:59.41	0:47.79	0:36.08	0:24.37	0:12.51
(Race Tempo)	(0:10.99)	(0:11.36)	(0:11.63)	(0:11.71)	(0:11.71)	(0:11.86)	(0:12.51)

Rank	TAB#	Horse	Overall Time	First 400m	Top Speed km/h (Section)	L1350	L1200	L1000	L800	L600	L400	L200
	(BAR#)	Jockey	Margin (DT-W)	Last 600m	Fastest Section (Time)	Start - 1200	1200 - 1000	1000 - 800	800 - 600	600 - 400	400 - 200	200 - Finish
1	9	Damehood	1:21.77	0:25.53	65.0 (600-400)	1:21.77	1:10.60 [3]	0:59.16 [3]	0:47.35 [3]	0:35.61 [3]	0:24.04 [3]	0:12.45 [2]
	(13)	Jace McMurray		0:35.61	1200-1000 (0:11.45)	(0:11.16)	(0:11.45)	(0:11.81)	(0:11.74)	(0:11.57)	(0:11.59)	(0:12.45)
2	17	Riez Souvent	1:21.88	0:25.76	63.9 (400-200)	1:21.88	1:10.58 [5]	0:59.02 [6]	0:47.15 [6]	0:35.26 [8]	0:23.72 [7]	0:12.22 [7]
	(4)	Ben Thompson	0.6L (+4)	0:35.25	400-200 (0:11.49)	(0:11.30)	(0:11.56)	(0:11.87)	(0:11.89)	(0:11.54)	(0:11.49)	(0:12.22)
3	15	Sheraquay	1:21.93	0:25.85	64.3 (1200-1000)	1:21.93	1:10.46 [7]	0:58.99 [7]	0:47.09 [7]	0:35.38 [6]	0:23.96 [6]	0:12.46 [3]
	(5)	Montana Philpot	0.9L (+2)	0:35.38	600-400 (0:11.42)	(0:11.47)	(0:11.48)	(0:11.90)	(0:11.71)	(0:11.42)	(0:11.50)	(0:12.46)
4	13	Diamond Show	1:22.11	0:26.75	65.0 (600-400)	1:22.11	1:10.10 [14]	0:58.28 [14]	0:46.37 [14]	0:34.82 [14]	0:23.49 [10]	0:12.10 [8]
	(12)	Courtney Bellamy	2.0L (+3)	0:34.81	600-400 (0:11.33)	(0:12.01)	(0:11.83)	(0:11.90)	(0:11.56)	(0:11.33)	(0:11.38)	(0:12.10)
5	20	Ready To Ignite	1:22.13	0:26.28	64.6 (400-200)	1:22.13	1:10.36 [12]	0:58.77 [12]	0:46.84 [12]	0:35.16 [10]	0:23.45 [11]	0:12.05 [11]
	(8)	Fred Larson	2.1L (+2)	0:35.16	400-200 (0:11.39)	(0:11.77)	(0:11.60)	(0:11.93)	(0:11.67)	(0:11.72)	(0:11.39)	(0:12.05)
6	6	Kundabung	1:22.18	0:25.93	65.0 (1200-1000)	1:22.18	1:10.60 [9]	0:59.17 [8]	0:46.98 [10]	0:35.11 [11]	0:23.46 [12]	0:11.76 [14]
	(10)	Jaden Lloyd	2.4L (+13)	0:35.11	1200-1000 (0:11.42)	(0:11.58)	(0:11.42)	(0:12.19)	(0:11.87)	(0:11.65)	(0:11.70)	(0:11.76)
7	18	Bertus	1:22.38	0:25.57	64.2 (1200-1000)	1:22.38	1:11.15 [4]	0:59.69 [4]	0:47.92 [4]	0:36.13 [4]	0:24.47 [4]	0:12.79 [5]
	(14)	Mark Du Plessis	3.6L (+5)	0:36.13	1200-1000 (0:11.47)	(0:11.23)	(0:11.47)	(0:11.76)	(0:11.80)	(0:11.66)	(0:11.68)	(0:12.79)
8	3	Billionair Baby	1:22.46	0:25.74	63.8 (400-200)	1:22.46	1:11.13 [6]	0:59.64 [5]	0:47.74 [5]	0:36.03 [5]	0:24.50 [5]	0:12.89 [4]
	(1)	Corey Sutherland	4.1L (+4)	0:36.03	1200-1000 (0:11.50)	(0:11.33)	(0:11.50)	(0:11.90)	(0:11.71)	(0:11.53)	(0:11.61)	(0:12.89)
9	14	Mad Ana	1:22.53	0:26.00	63.3 (1200-1000)	1:22.53	1:10.97 [8]	0:59.45 [9]	0:47.54 [9]	0:35.61 [9]	0:23.99 [9]	0:12.46 [10]
	(2)	Olivia Kendal	4.5L (+3)	0:35.61	1200-1000 (0:11.52)	(0:11.56)	(0:11.52)	(0:11.91)	(0:11.93)	(0:11.62)	(0:11.53)	(0:12.46)
10	7	Thee Creek	1:22.62	0:25.21	64.4 (1200-1000)	1:22.62	1:11.62 [1]	1:00.26 [2]	0:48.58 [2]	0:36.88 [2]	0:25.22 [1]	0:13.36 [1]
	(7)	Adin Thompson	5.0L (+6)	0:36.88	1200-1000 (0:11.36)	(0:11.00)	(0:11.36)	(0:11.68)	(0:11.70)	(0:11.66)	(0:11.86)	(0:13.36)

Scratched: Better Be Nordy (#1), Oriente (#2), Automne Tree (#8), Rustemo (#10), Barcelo (#11), Davikar (#12), Swag (#16)

Report Created: Wed 17 June 2026

(Note: Races are conducted over an approximate distance as close as possible to the advertised distance, and recorded data may vary accordingly. Official times refer to race times only and do not include handicap times.)

[] Position in running at each section and finish TAB# Saddle cloth number

:-:-- No data available at this section

NA No data available

DNT Did not track

BAR# Barrier/Gate Position

DNF Did not finish

DT-W Distance travelled compared to winner in metres

Fastest split

Fastest section

data processed by





Doomben QLD

Race 8: Ladbrokes Place Extra to 10th BM65 Handicap - 1350m

17 June 2026 - 4:36PM



BRISBANE
RACING CLUB

Track Rating: Soft 7, Weather: Overcast, Rail Position: +9m Entire Circuit

Field Times (Race Tempo) 1:21.77 (0:10.99) 1:10.78 (0:11.36) 0:59.41 (0:11.63) 0:47.79 (0:11.71) 0:36.08 (0:11.71) 0:24.37 (0:11.86) 0:12.51 (0:12.51)

Rank	TAB#	Horse	Overall Time	First 400m	Top Speed km/h (Section)	L1350	L1200	L1000	L800	L600	L400	L200	
	(BAR#)	Jockey	Margin (DT-W)	Last 600m	Fastest Section (Time)	Start - 1200	1200 - 1000	1000 - 800	800 - 600	600 - 400	400 - 200	200 - Finish	
11	21	Frothsay	1:22.68	0:26.01	63.8 (1200-1000)	1:22.68	1:10.98 [11]	0:59.58 [10]	0:47.73 [8]	0:36.10 [7]	0:24.47 [8]	0:12.66 [9]	
	(3)	Cejay Graham	5.3L (+1)	0:36.10	1200-1000 (0:11.40)	(0:11.70)	(0:11.40)	(0:11.84)	(0:11.63)	(0:11.63)	(0:11.81)	(0:12.66)	
12	19	Summit	1:22.76	0:26.23	64.7 (400-200)	1:22.76	1:11.07 [10]	0:59.47 [11]	0:47.48 [11]	0:35.57 [12]	0:24.02 [13]	0:12.53 [13]	
	(11)	Kyle Wilson-Taylor	5.8L (+2)	0:35.57	400-200 (0:11.49)	(0:11.69)	(0:11.61)	(0:11.99)	(0:11.90)	(0:11.55)	(0:11.49)	(0:12.53)	
13	4	Superhero	1:22.78	0:26.41	64.5 (400-200)	1:22.78	1:10.86 [13]	0:59.28 [13]	0:47.29 [13]	0:35.50 [13]	0:24.03 [14]	0:12.67 [12]	
	(9)	Benjamin Osmond	6.0L (+3)	0:35.50	400-200 (0:11.36)	(0:11.92)	(0:11.58)	(0:11.99)	(0:11.79)	(0:11.47)	(0:11.36)	(0:12.67)	
14	5	Fort William	1:23.92	0:25.22	65.5 (1200-1000)	1:23.92	1:12.83 [2]	1:01.56 [1]	0:49.94 [1]	0:38.23 [1]	0:26.52 [2]	0:14.32 [6]	
	(6)	Chelsea Baker	12.7L (+9)	0:38.24	1200-1000 (0:11.26)	(0:11.09)	(0:11.26)	(0:11.63)	(0:11.70)	(0:11.72)	(0:12.20)	(0:14.32)	

Scratched: Better Be Nordy (#1), Oriente (#2), Automne Tree (#8), Rustemo (#10), Barcelo (#11), Davikar (#12), Swag (#16)

Report Created: Wed 17 June 2026

(Note: Races are conducted over an approximate distance as close as possible to the advertised distance, and recorded data may vary accordingly. Official times refer to race times only and do not include handicap times.)

[] Position in running at each section and finish TAB# Saddle cloth number

-:-:- No data available at this section

NA No data available

DNT Did not track

BAR# Barrier/Gate Position

DNF Did not finish

DT-W Distance travelled compared to winner in metres

Fastest split

Fastest section

data processed by TRIPLES DATA

Horse/Jockey Name	Damehood/Jace McMurray
Finish Rank	1
Fastest Section Time (Section)	0:11.45 (1200-1000)
Top Speed [km/h] (Section)	65.0 (600-400)
Race State	Finished



Doomben QLD --Professional-2026-06-17

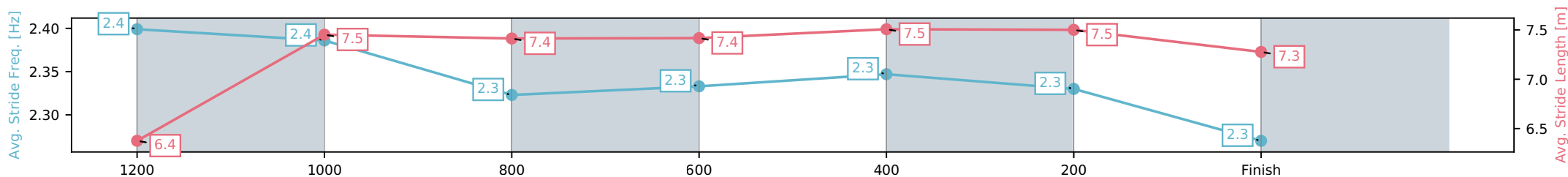
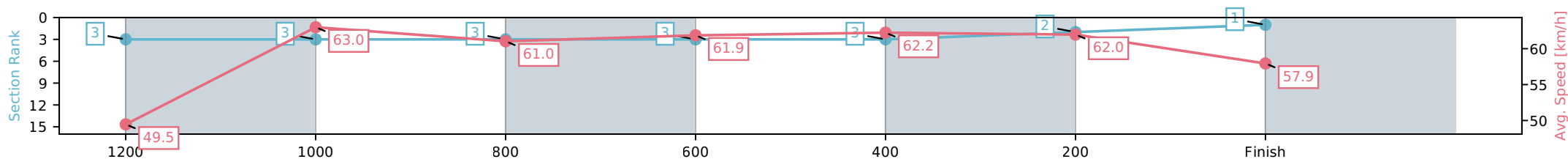
Race 8: Ladbrokes Place Extra to 10th BM65 Handicap - 1350m

17 June 2026 - 4:36PM

Track Rating: Soft 7, Weather: Overcast, Rail Position: +9m Entire Circuit



Section	L1350	L1200	L1000	L800	L600	L400	L200
Section Times	1:21.77 (0:11.16)	1:10.60 [3] (0:11.45)	0:59.16 [3] (0:11.81)	0:47.35 [3] (0:11.74)	0:35.61 [3] (0:11.57)	0:24.04 [3] (0:11.59)	0:12.45 [2] (0:12.45)
Average Speed [km/h]	49.5	63.0	61.0	61.9	62.2	62.0	57.9
Top Speed [km/h]	64.5	64.7	62.3	64.8	65.0	62.5	61.4
Avg. Dist. to Rail [m]	11.0	0.8	0.6	1.8	0.9	1.8	4.0
Avg. Stride Freq. [Hz]	2.4	2.4	2.3	2.3	2.3	2.3	2.3
Avg. Stride Length [m]	6.4	7.5	7.4	7.4	7.5	7.5	7.3



- [] Ranking at each section and finish
- :-:- No data available at this section
- NA No data available

Horse/Jockey Name	Riez Souvent/Ben Thompson
Finish Rank	2
Fastest Section Time (Section)	0:11.49 (400-200)
Top Speed [km/h] (Section)	63.9 (400-200)
Race State	Finished



Doomben QLD --Professional-2026-06-17

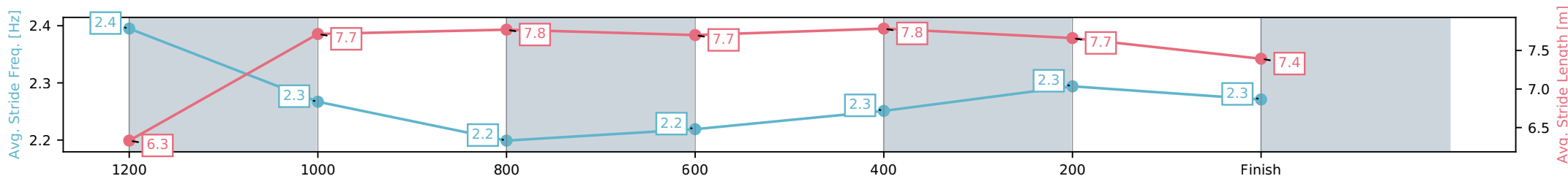
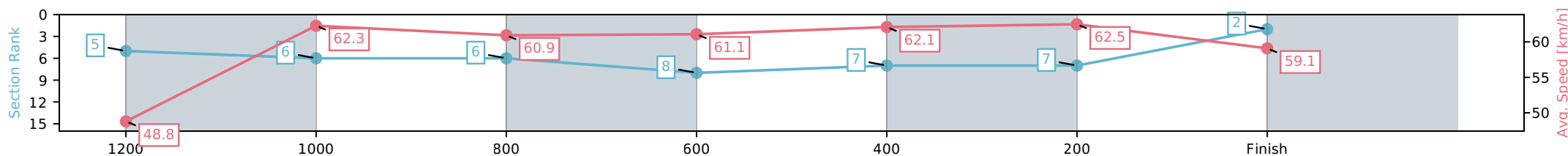
Race 8: Ladbrokes Place Extra to 10th BM65 Handicap - 1350m

17 June 2026 - 4:36PM

Track Rating: Soft 7, Weather: Overcast, Rail Position: +9m Entire Circuit



Section	L1350	L1200	L1000	L800	L600	L400	L200
Section Times	1:21.88 (0:11.30)	1:10.58 [5] (0:11.56)	0:59.02 [6] (0:11.87)	0:47.15 [6] (0:11.89)	0:35.26 [8] (0:11.54)	0:23.72 [7] (0:11.49)	0:12.22 [7] (0:12.22)
Average Speed [km/h]	48.8	62.3	60.9	61.1	62.1	62.5	59.1
Top Speed [km/h]	62.2	63.3	62.3	63.0	63.0	63.9	62.0
Avg. Dist. to Rail [m]	4.0	1.8	1.9	1.7	1.3	2.9	7.2
Avg. Stride Freq. [Hz]	2.4	2.3	2.2	2.2	2.3	2.3	2.3
Avg. Stride Length [m]	6.3	7.7	7.8	7.7	7.8	7.7	7.4



- [] Ranking at each section and finish
- :-:- No data available at this section
- NA No data available

Horse/Jockey Name	Sheraquay/Montana Philpot
Finish Rank	3
Fastest Section Time (Section)	0:11.42 (600-400)
Top Speed [km/h] (Section)	64.3 (1200-1000)
Race State	Finished



Doomben QLD --Professional-2026-06-17

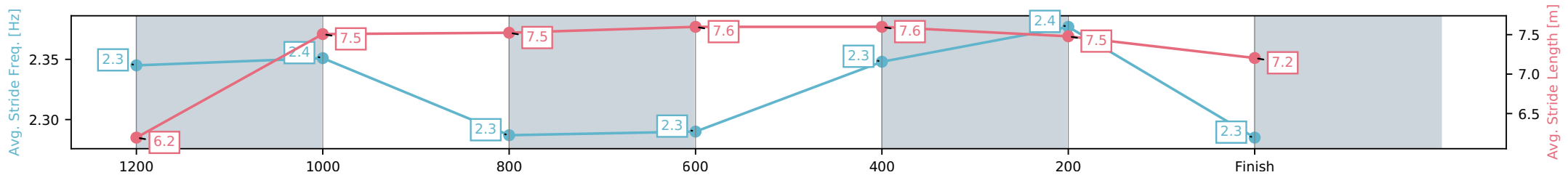
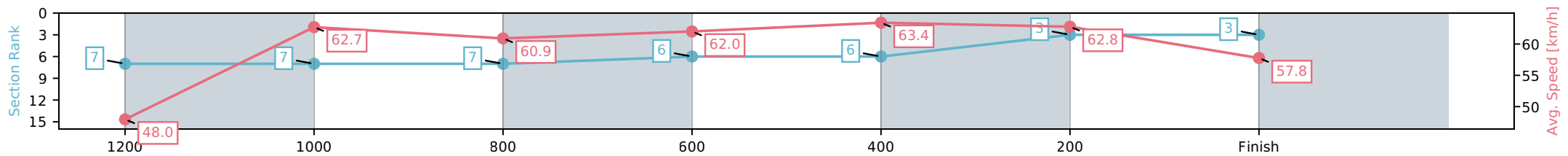
Race 8: Ladbrokes Place Extra to 10th BM65 Handicap - 1350m

17 June 2026 - 4:36PM

Track Rating: Soft 7, Weather: Overcast, Rail Position: +9m Entire Circuit



Section	L1350	L1200	L1000	L800	L600	L400	L200
Section Times	1:21.93 (0:11.47)	1:10.46 [7] (0:11.48)	0:58.99 [7] (0:11.90)	0:47.09 [7] (0:11.71)	0:35.38 [6] (0:11.42)	0:23.96 [6] (0:11.50)	0:12.46 [3] (0:12.46)
Average Speed [km/h]	48.0	62.7	60.9	62.0	63.4	62.8	57.8
Top Speed [km/h]	63.3	64.3	61.9	63.8	63.8	63.9	60.4
Avg. Dist. to Rail [m]	5.2	2.4	2.5	1.8	1.0	3.0	7.3
Avg. Stride Freq. [Hz]	2.3	2.4	2.3	2.3	2.3	2.4	2.3
Avg. Stride Length [m]	6.2	7.5	7.5	7.6	7.6	7.5	7.2



- [] Ranking at each section and finish
- :-:- No data available at this section
- NA No data available

Horse/Jockey Name	Diamond Show/Courtney Bellamy
Finish Rank	4
Fastest Section Time (Section)	0:11.33 (600-400)
Top Speed [km/h] (Section)	65.0 (600-400)
Race State	Finished



Doomben QLD --Professional-2026-06-17

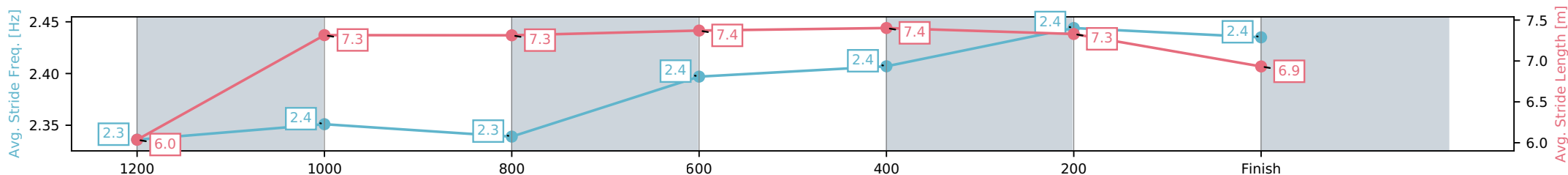
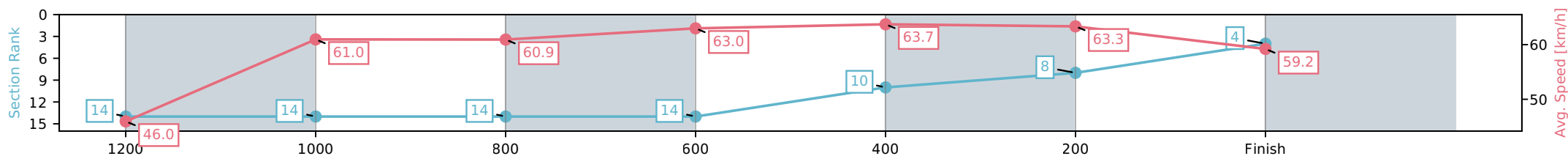
Race 8: Ladbrokes Place Extra to 10th BM65 Handicap - 1350m

17 June 2026 - 4:36PM

Track Rating: Soft 7, Weather: Overcast, Rail Position: +9m Entire Circuit



Section	L1350	L1200	L1000	L800	L600	L400	L200
Section Times	1:22.11 (0:12.01)	1:10.10 [14] (0:11.83)	0:58.28 [14] (0:11.90)	0:46.37 [14] (0:11.56)	0:34.82 [14] (0:11.33)	0:23.49 [10] (0:11.38)	0:12.10 [8] (0:12.10)
Average Speed [km/h]	46.0	61.0	60.9	63.0	63.7	63.3	59.2
Top Speed [km/h]	61.3	62.9	62.1	63.7	65.0	64.6	62.2
Avg. Dist. to Rail [m]	9.7	3.3	2.5	2.1	0.9	3.7	8.3
Avg. Stride Freq. [Hz]	2.3	2.4	2.3	2.4	2.4	2.4	2.4
Avg. Stride Length [m]	6.0	7.3	7.3	7.4	7.4	7.3	6.9



- [] Ranking at each section and finish
- :-:- No data available at this section
- NA No data available

Horse/Jockey Name	Ready To Ignite/Fred Larson
Finish Rank	5
Fastest Section Time (Section)	0:11.39 (400-200)
Top Speed [km/h] (Section)	64.6 (400-200)
Race State	Finished



Doomben QLD --Professional-2026-06-17

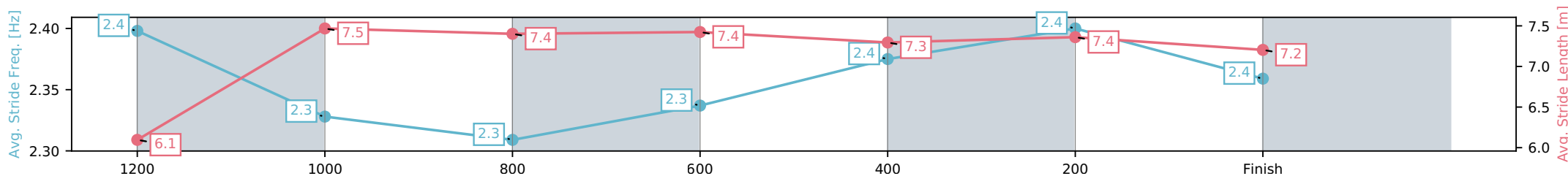
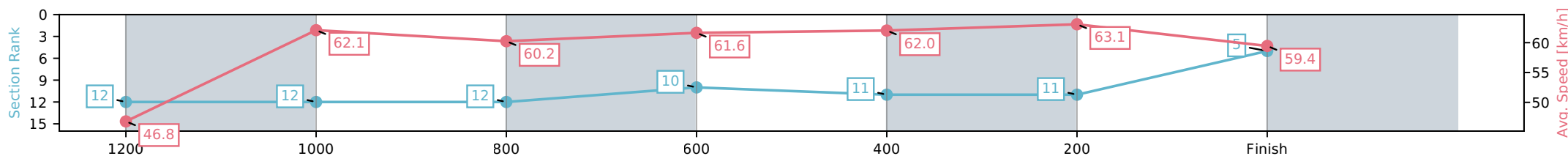
Race 8: Ladbrokes Place Extra to 10th BM65 Handicap - 1350m

17 June 2026 - 4:36PM

Track Rating: Soft 7, Weather: Overcast, Rail Position: +9m Entire Circuit



Section	L1350	L1200	L1000	L800	L600	L400	L200
Section Times	1:22.13 (0:11.77)	1:10.36 [12] (0:11.60)	0:58.77 [12] (0:11.93)	0:46.84 [12] (0:11.67)	0:35.16 [10] (0:11.72)	0:23.45 [11] (0:11.39)	0:12.05 [11] (0:12.05)
Average Speed [km/h]	46.8	62.1	60.2	61.6	62.0	63.1	59.4
Top Speed [km/h]	61.7	62.6	62.3	62.7	62.8	64.6	63.6
Avg. Dist. to Rail [m]	6.8	1.2	0.3	0.6	1.4	1.7	2.4
Avg. Stride Freq. [Hz]	2.4	2.3	2.3	2.3	2.4	2.4	2.4
Avg. Stride Length [m]	6.1	7.5	7.4	7.4	7.3	7.4	7.2



- [] Ranking at each section and finish
- :-:- No data available at this section
- NA No data available

Horse/Jockey Name	Kundabung/Jaden Lloyd
Finish Rank	6
Fastest Section Time (Section)	0:11.42 (1200-1000)
Top Speed [km/h] (Section)	65.0 (1200-1000)
Race State	Finished



Doomben QLD --Professional-2026-06-17

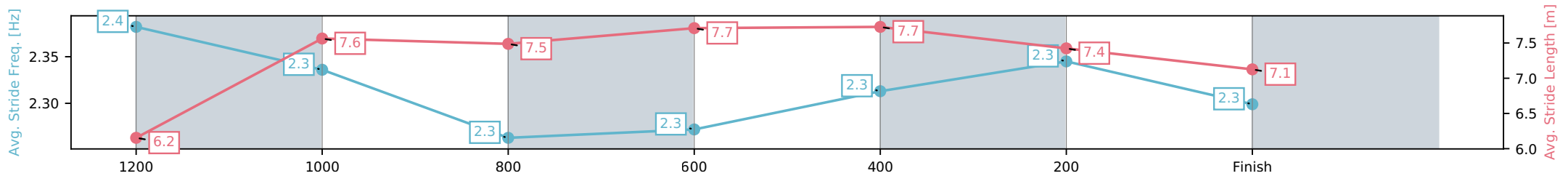
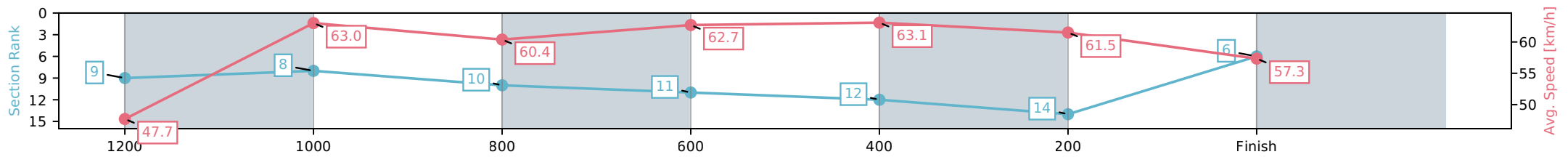
Race 8: Ladbrokes Place Extra to 10th BM65 Handicap - 1350m

17 June 2026 - 4:36PM

Track Rating: Soft 7, Weather: Overcast, Rail Position: +9m Entire Circuit



Section	L1350	L1200	L1000	L800	L600	L400	L200
Section Times	1:22.18 (0:11.58)	1:10.60 [9] (0:11.42)	0:59.17 [8] (0:12.19)	0:46.98 [10] (0:11.87)	0:35.11 [11] (0:11.65)	0:23.46 [12] (0:11.70)	0:11.76 [14] (0:11.76)
Average Speed [km/h]	47.7	63.0	60.4	62.7	63.1	61.5	57.3
Top Speed [km/h]	63.3	65.0	62.5	63.8	64.4	63.0	59.7
Avg. Dist. to Rail [m]	8.6	5.7	7.1	7.0	3.5	2.4	2.9
Avg. Stride Freq. [Hz]	2.4	2.3	2.3	2.3	2.3	2.3	2.3
Avg. Stride Length [m]	6.2	7.6	7.5	7.7	7.7	7.4	7.1



- [] Ranking at each section and finish
- :-:- No data available at this section
- NA No data available

Horse/Jockey Name	Bertus/Mark Du Plessis
Finish Rank	7
Fastest Section Time (Section)	0:11.47 (1200-1000)
Top Speed [km/h] (Section)	64.2 (1200-1000)
Race State	Finished



Doomben QLD --Professional-2026-06-17

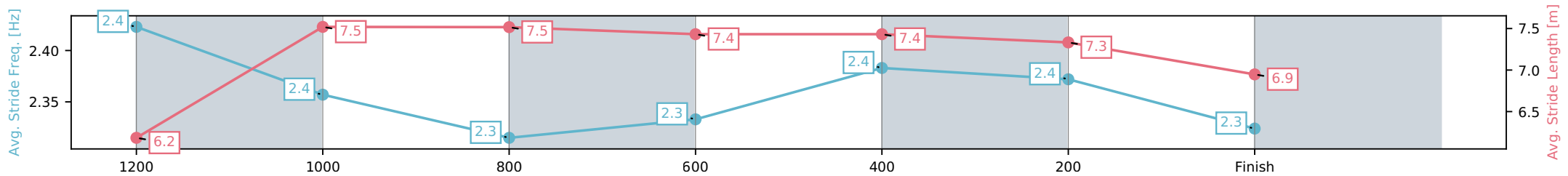
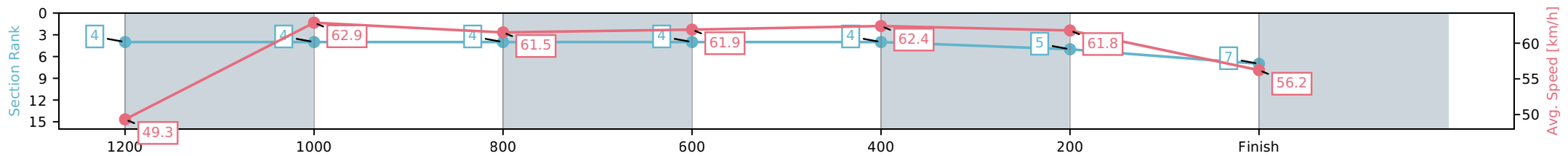
Race 8: Ladbrokes Place Extra to 10th BM65 Handicap - 1350m

17 June 2026 - 4:36PM

Track Rating: Soft 7, Weather: Overcast, Rail Position: +9m Entire Circuit



Section	L1350	L1200	L1000	L800	L600	L400	L200
Section Times	1:22.38 (0:11.23)	1:11.15 [4] (0:11.47)	0:59.69 [4] (0:11.76)	0:47.92 [4] (0:11.80)	0:36.13 [4] (0:11.66)	0:24.47 [4] (0:11.68)	0:12.79 [5] (0:12.79)
Average Speed [km/h]	49.3	62.9	61.5	61.9	62.4	61.8	56.2
Top Speed [km/h]	63.1	64.2	62.8	63.6	63.7	62.8	60.4
Avg. Dist. to Rail [m]	13.9	3.1	1.8	3.0	2.1	1.9	3.0
Avg. Stride Freq. [Hz]	2.4	2.4	2.3	2.3	2.4	2.4	2.3
Avg. Stride Length [m]	6.2	7.5	7.5	7.4	7.4	7.3	6.9



- [] Ranking at each section and finish
- :-:- No data available at this section
- NA No data available

Horse/Jockey Name	Billionair Baby/Corey Sutherland
Finish Rank	8
Fastest Section Time (Section)	0:11.50 (1200-1000)
Top Speed [km/h] (Section)	63.8 (400-200)
Race State	Finished



Doomben QLD --Professional-2026-06-17

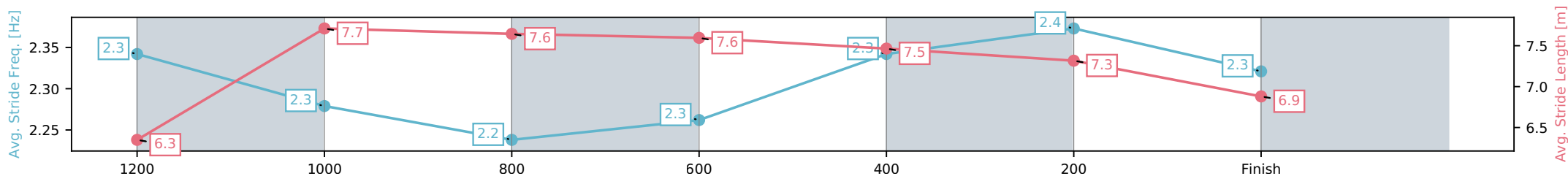
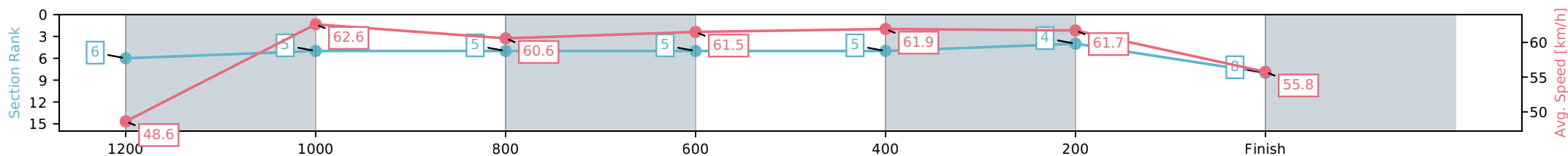
Race 8: Ladbrokes Place Extra to 10th BM65 Handicap - 1350m

17 June 2026 - 4:36PM

Track Rating: Soft 7, Weather: Overcast, Rail Position: +9m Entire Circuit



Section	L1350	L1200	L1000	L800	L600	L400	L200
Section Times	1:22.46 (0:11.33)	1:11.13 [6] (0:11.50)	0:59.64 [5] (0:11.90)	0:47.74 [5] (0:11.71)	0:36.03 [5] (0:11.53)	0:24.50 [5] (0:11.61)	0:12.89 [4] (0:12.89)
Average Speed [km/h]	48.6	62.6	60.6	61.5	61.9	61.7	55.8
Top Speed [km/h]	62.6	63.6	62.0	63.1	63.4	63.8	60.8
Avg. Dist. to Rail [m]	1.3	0.6	0.3	0.1	1.5	1.7	2.2
Avg. Stride Freq. [Hz]	2.3	2.3	2.2	2.3	2.3	2.4	2.3
Avg. Stride Length [m]	6.3	7.7	7.6	7.6	7.5	7.3	6.9



- [] Ranking at each section and finish
- :-:- No data available at this section
- NA No data available

Horse/Jockey Name	Mad Ana/Olivia Kendal
Finish Rank	9
Fastest Section Time (Section)	0:11.52 (1200-1000)
Top Speed [km/h] (Section)	63.3 (1200-1000)
Race State	Finished



Doomben QLD --Professional-2026-06-17

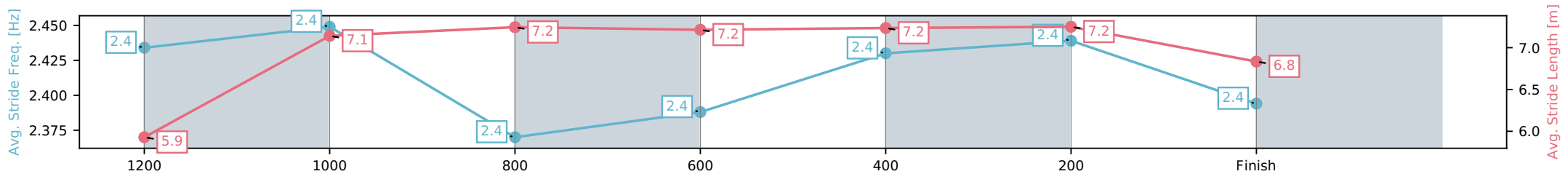
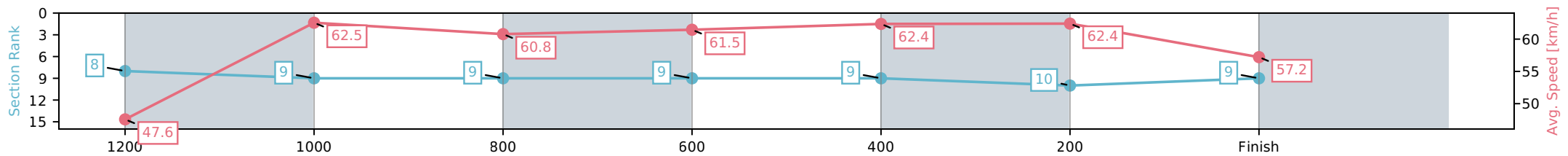
Race 8: Ladbrokes Place Extra to 10th BM65 Handicap - 1350m

17 June 2026 - 4:36PM

Track Rating: Soft 7, Weather: Overcast, Rail Position: +9m Entire Circuit



Section	L1350	L1200	L1000	L800	L600	L400	L200
Section Times	1:22.53 (0:11.56)	1:10.97 [8] (0:11.52)	0:59.45 [9] (0:11.91)	0:47.54 [9] (0:11.93)	0:35.61 [9] (0:11.62)	0:23.99 [9] (0:11.53)	0:12.46 [10] (0:12.46)
Average Speed [km/h]	47.6	62.5	60.8	61.5	62.4	62.4	57.2
Top Speed [km/h]	62.2	63.3	61.7	62.5	63.2	63.2	61.6
Avg. Dist. to Rail [m]	2.7	1.3	1.8	3.5	1.4	1.6	4.7
Avg. Stride Freq. [Hz]	2.4	2.4	2.4	2.4	2.4	2.4	2.4
Avg. Stride Length [m]	5.9	7.1	7.2	7.2	7.2	7.2	6.8

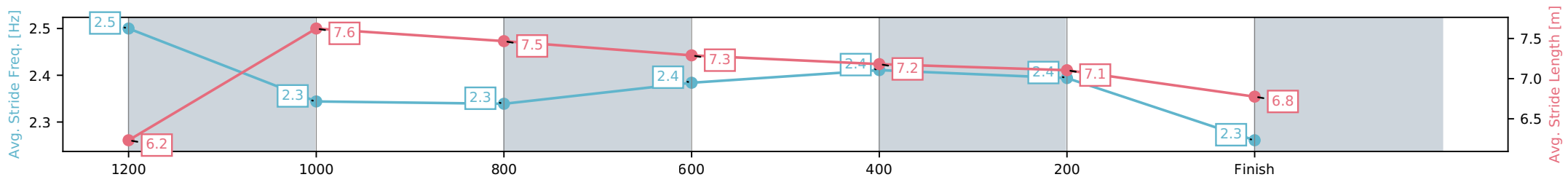
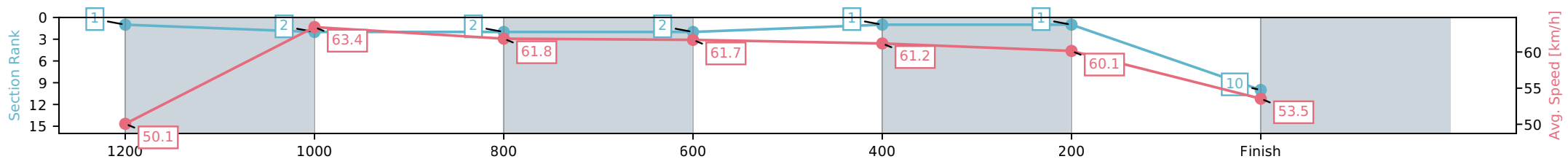


- [] Ranking at each section and finish
- :-:- No data available at this section
- NA No data available

Horse/Jockey Name	Thee Creek/Adin Thompson
Finish Rank	10
Fastest Section Time (Section)	0:11.36 (1200-1000)
Top Speed [km/h] (Section)	64.4 (1200-1000)
Race State	Finished



Section	L1350	L1200	L1000	L800	L600	L400	L200
Section Times	1:22.62 (0:11.00)	1:11.62 [1] (0:11.36)	1:00.26 [2] (0:11.68)	0:48.58 [2] (0:11.70)	0:36.88 [2] (0:11.66)	0:25.22 [1] (0:11.86)	0:13.36 [1] (0:13.36)
Average Speed [km/h]	50.1	63.4	61.8	61.7	61.2	60.1	53.5
Top Speed [km/h]	64.1	64.4	63.3	62.3	62.9	61.3	57.6
Avg. Dist. to Rail [m]	7.0	2.5	1.7	0.7	1.8	2.2	1.5
Avg. Stride Freq. [Hz]	2.5	2.3	2.3	2.4	2.4	2.4	2.3
Avg. Stride Length [m]	6.2	7.6	7.5	7.3	7.2	7.1	6.8



[] Ranking at each section and finish
 -:-:- No data available at this section
 NA No data available

Horse/Jockey Name	Frothsay/Cejay Graham
Finish Rank	11
Fastest Section Time (Section)	0:11.40 (1200-1000)
Top Speed [km/h] (Section)	63.8 (1200-1000)
Race State	Finished



Doomben QLD --Professional-2026-06-17

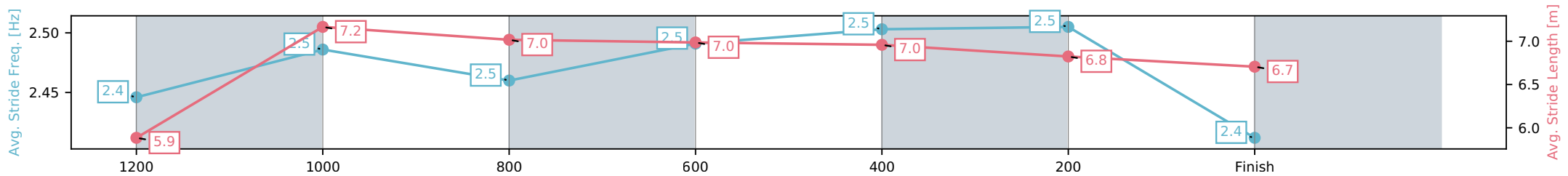
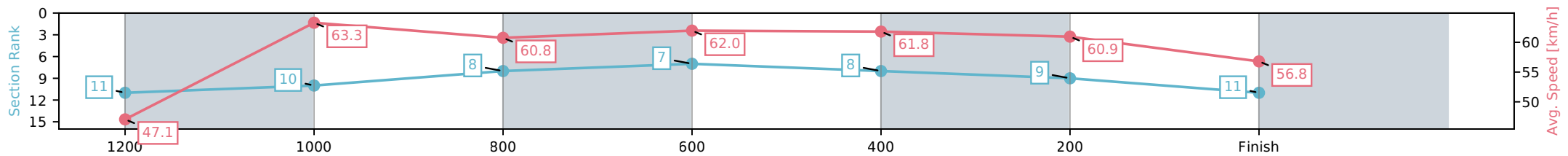
Race 8: Ladbrokes Place Extra to 10th BM65 Handicap - 1350m

17 June 2026 - 4:36PM

Track Rating: Soft 7, Weather: Overcast, Rail Position: +9m Entire Circuit



Section	L1350	L1200	L1000	L800	L600	L400	L200
Section Times	1:22.68 (0:11.70)	1:10.98 [11] (0:11.40)	0:59.58 [10] (0:11.84)	0:47.73 [8] (0:11.63)	0:36.10 [7] (0:11.63)	0:24.47 [8] (0:11.81)	0:12.66 [9] (0:12.66)
Average Speed [km/h]	47.1	63.3	60.8	62.0	61.8	60.9	56.8
Top Speed [km/h]	62.6	63.8	61.9	63.3	63.2	61.7	60.0
Avg. Dist. to Rail [m]	2.3	0.2	0.3	0.6	0.5	0.7	1.4
Avg. Stride Freq. [Hz]	2.4	2.5	2.5	2.5	2.5	2.5	2.4
Avg. Stride Length [m]	5.9	7.2	7.0	7.0	7.0	6.8	6.7



- [] Ranking at each section and finish
- :-:- No data available at this section
- NA No data available

Horse/Jockey Name	Summit/Kyle Wilson-Taylor
Finish Rank	12
Fastest Section Time (Section)	0:11.49 (400-200)
Top Speed [km/h] (Section)	64.7 (400-200)
Race State	Finished



Doomben QLD --Professional-2026-06-17

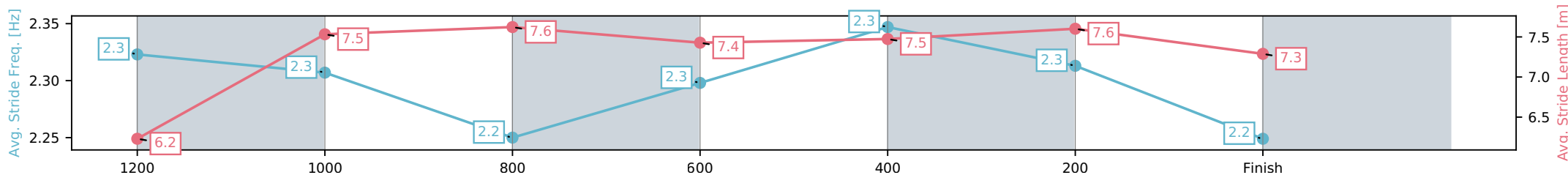
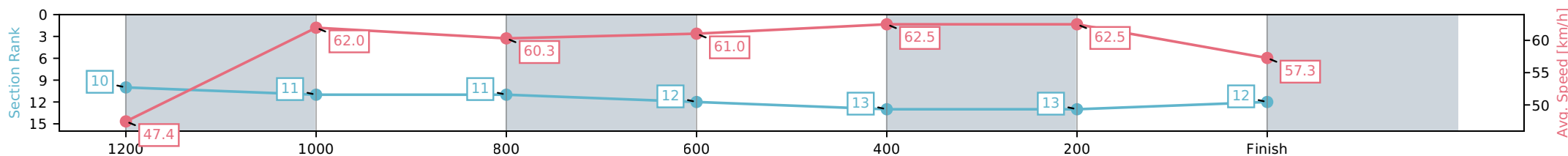
Race 8: Ladbrokes Place Extra to 10th BM65 Handicap - 1350m

17 June 2026 - 4:36PM

Track Rating: Soft 7, Weather: Overcast, Rail Position: +9m Entire Circuit



Section	L1350	L1200	L1000	L800	L600	L400	L200
Section Times	1:22.76 (0:11.69)	1:11.07 [10] (0:11.61)	0:59.47 [11] (0:11.99)	0:47.48 [11] (0:11.90)	0:35.57 [12] (0:11.55)	0:24.02 [13] (0:11.49)	0:12.53 [13] (0:12.53)
Average Speed [km/h]	47.4	62.0	60.3	61.0	62.5	62.5	57.3
Top Speed [km/h]	61.4	62.7	62.1	61.6	63.2	64.7	60.4
Avg. Dist. to Rail [m]	9.0	2.9	1.9	1.7	1.1	1.6	3.1
Avg. Stride Freq. [Hz]	2.3	2.3	2.2	2.3	2.3	2.3	2.2
Avg. Stride Length [m]	6.2	7.5	7.6	7.4	7.5	7.6	7.3



- [] Ranking at each section and finish
- :-:- No data available at this section
- NA No data available

Horse/Jockey Name	Superhero/Benjamin Osmond
Finish Rank	13
Fastest Section Time (Section)	0:11.36 (400-200)
Top Speed [km/h] (Section)	64.5 (400-200)
Race State	Finished



Doomben QLD --Professional-2026-06-17

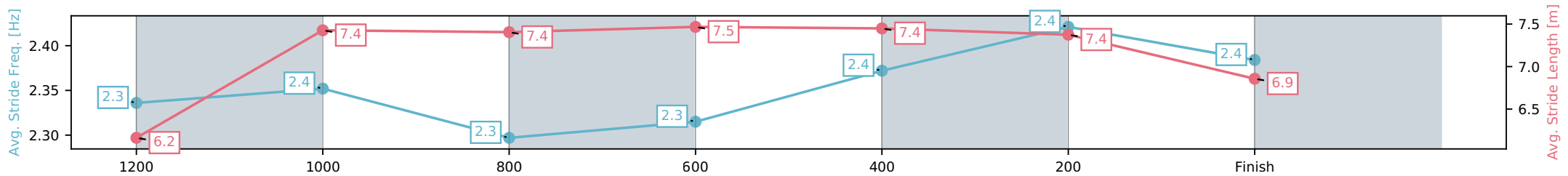
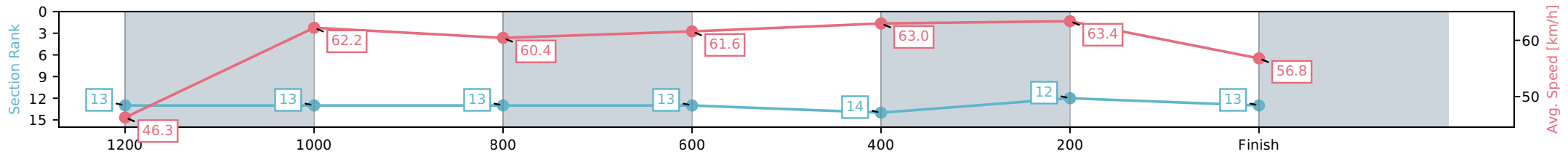
Race 8: Ladbrokes Place Extra to 10th BM65 Handicap - 1350m

17 June 2026 - 4:36PM

Track Rating: Soft 7, Weather: Overcast, Rail Position: +9m Entire Circuit



Section	L1350	L1200	L1000	L800	L600	L400	L200
Section Times	1:22.78 (0:11.92)	1:10.86 [13] (0:11.58)	0:59.28 [13] (0:11.99)	0:47.29 [13] (0:11.79)	0:35.50 [13] (0:11.47)	0:24.03 [14] (0:11.36)	0:12.67 [12] (0:12.67)
Average Speed [km/h]	46.3	62.2	60.4	61.6	63.0	63.4	56.8
Top Speed [km/h]	61.8	63.1	62.4	62.7	64.3	64.5	61.5
Avg. Dist. to Rail [m]	7.8	2.5	2.2	1.8	0.9	4.3	8.4
Avg. Stride Freq. [Hz]	2.3	2.4	2.3	2.3	2.4	2.4	2.4
Avg. Stride Length [m]	6.2	7.4	7.4	7.5	7.4	7.4	6.9



- [] Ranking at each section and finish
- :-:- No data available at this section
- NA No data available

Horse/Jockey Name	Fort William/Chelsea Baker
Finish Rank	14
Fastest Section Time (Section)	0:11.26 (1200-1000)
Top Speed [km/h] (Section)	65.5 (1200-1000)
Race State	Finished



Doomben QLD --Professional-2026-06-17

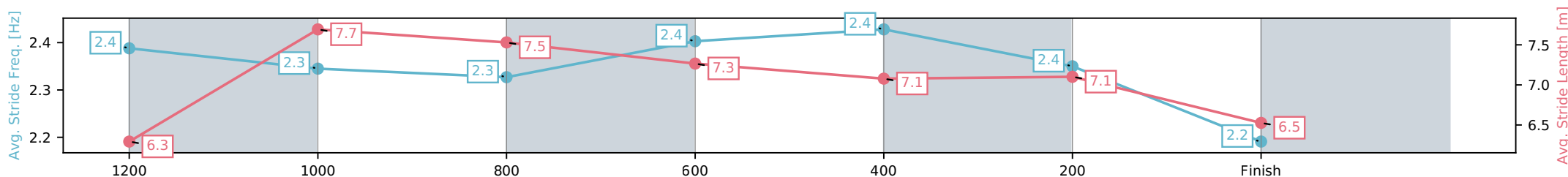
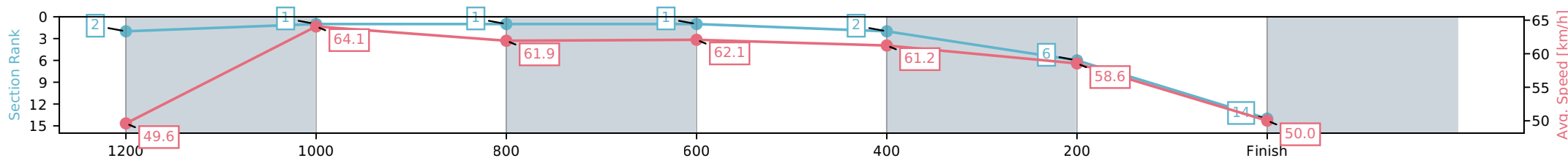
Race 8: Ladbrokes Place Extra to 10th BM65 Handicap - 1350m

17 June 2026 - 4:36PM

Track Rating: Soft 7, Weather: Overcast, Rail Position: +9m Entire Circuit



Section	L1350	L1200	L1000	L800	L600	L400	L200
Section Times	1:23.92 (0:11.09)	1:12.83 [2] (0:11.26)	1:01.56 [1] (0:11.63)	0:49.94 [1] (0:11.70)	0:38.23 [1] (0:11.72)	0:26.52 [2] (0:12.20)	0:14.32 [6] (0:14.32)
Average Speed [km/h]	49.6	64.1	61.9	62.1	61.2	58.6	50.0
Top Speed [km/h]	65.2	65.5	63.1	62.8	62.0	60.9	54.7
Avg. Dist. to Rail [m]	5.8	0.5	0.2	1.9	1.7	3.6	1.2
Avg. Stride Freq. [Hz]	2.4	2.3	2.3	2.4	2.4	2.4	2.2
Avg. Stride Length [m]	6.3	7.7	7.5	7.3	7.1	7.1	6.5



- [] Ranking at each section and finish
- :-:- No data available at this section
- NA No data available