




Dalby QLD

Race 1: LADBROKES PLACE EXTRA BACK RUNNERS UP TO 10TH Maiden Plate - 1000m

18 June 2026 - 11:55AM

Track Rating: Soft 5, Weather: Fine, Rail Position: +2m 500m-300m, True Remainder



Field Times (Race Tempo) 0:59.52 (0:13.78) 0:45.74 (0:10.43) 0:35.32 (0:11.16) 0:24.16 (0:11.62) 0:12.54 (0:12.54)

Rank	TAB#	Horse	Overall Time	First 400m	Top Speed km/h (Section)	L1000	L800	L600	L400	L200			
	(BAR#)	Jockey	Margin (DT-W)	Last 600m	Fastest Section (Time)	Start - 800	800 - 600	600 - 400	400 - 200	200 - Finish			
1	6	Aerpower	0:59.52	0:24.75	69.6 (800-600)	0:59.52	0:45.25 [6]	0:34.76 [5]	0:23.55 [4]	0:11.88 [2]			
	(10)	Sean Cormack		0:34.77	800-600 (0:10.48)	(0:14.27)	(0:10.48)	(0:11.21)	(0:11.68)	(0:11.88)			
2	11	Bodysnatcher	0:59.73	0:24.21	70.0 (800-600)	0:59.73	0:45.95 [1]	0:35.53 [1]	0:24.37 [1]	0:12.75 [1]			
	(1)	Micheal Hellyer	1.3L (-1)	0:35.53	800-600 (0:10.43)	(0:13.78)	(0:10.43)	(0:11.16)	(0:11.62)	(0:12.75)			
3	7	Enterprise Jamayka	0:59.91	0:25.03	71.3 (800-600)	0:59.91	0:45.24 [9]	0:34.88 [7]	0:23.68 [7]	0:12.05 [6]			
	(7)	Aidan Keeley	2.3L (+1)	0:34.87	800-600 (0:10.36)	(0:14.67)	(0:10.36)	(0:11.19)	(0:11.63)	(0:12.05)			
4	4	Excess Capital	1:00.17	0:24.77	69.2 (800-600)	1:00.17	0:45.92 [5]	0:35.40 [6]	0:24.14 [5]	0:12.42 [4]			
	(6)	Kenji Yoshida	3.8L (-2)	0:35.40	800-600 (0:10.52)	(0:14.25)	(0:10.52)	(0:11.26)	(0:11.72)	(0:12.42)			
5	2	Scion	1:00.18	0:25.09	69.7 (800-600)	1:00.18	0:45.64 [8]	0:35.09 [9]	0:23.80 [10]	0:12.10 [7]			
	(9)	Danny Peisley	3.9L (+3)	0:35.10	800-600 (0:10.55)	(0:14.54)	(0:10.55)	(0:11.30)	(0:11.70)	(0:12.10)			
6	3	Pressure Switch	1:00.27	0:24.50	69.9 (1000 - 800)	1:00.27	0:46.16 [3]	0:35.77 [2]	0:24.34 [3]	0:12.50 [5]			
	(3)	Mitch Goring	4.4L (+0)	0:35.77	800-600 (0:10.40)	(0:14.10)	(0:10.40)	(0:11.42)	(0:11.85)	(0:12.50)			
7	8	Loquito	1:00.30	0:24.57	70.3 (1000 - 800)	1:00.30	0:46.18 [4]	0:35.73 [3]	0:24.42 [2]	0:12.56 [3]			
	(2)	Fred Larson	4.6L (-1)	0:35.73	800-600 (0:10.45)	(0:14.12)	(0:10.45)	(0:11.31)	(0:11.86)	(0:12.56)			
8	1	Express Star	1:00.33	0:25.08	69.3 (800-600)	1:00.33	0:45.81 [7]	0:35.25 [8]	0:23.99 [9]	0:12.22 [8]			
	(4)	Olivia Kendal	4.8L (+0)	0:35.24	800-600 (0:10.56)	(0:14.52)	(0:10.56)	(0:11.25)	(0:11.77)	(0:12.22)			
9	5	Love To Flirt	1:00.89	0:25.28	70.7 (800-600)	1:00.89	0:46.09 [10]	0:35.61 [10]	0:24.59 [8]	0:12.74 [9]			
	(5)	Jess Emmerson	8.1L (-2)	0:35.62	800-600 (0:10.48)	(0:14.80)	(0:10.48)	(0:11.03)	(0:11.85)	(0:12.74)			
10	12	My Boy Lollipop	1:01.90	0:24.68	69.8 (1000 - 800)	1:01.90	0:47.83 [2]	0:37.22 [4]	0:25.71 [6]	0:13.35 [10]			
	(8)	Wayne O'Connell	14.0L (+3)	0:37.22	800-600 (0:10.61)	(0:14.07)	(0:10.61)	(0:11.51)	(0:12.36)	(0:13.35)			

Scratched: Mandriana (#9), Midnight Cascade (#10), Jigadee (#13), Exceptional Rupert (#14), Pride Of Nations (#15), Take Shelter (#16), Run Ziggy Run (#17)

Report Created: Thu 18 June 2026

(Note: Races are conducted over an approximate distance as close as possible to the advertised distance, and recorded data may vary accordingly. Official times refer to race times only and do not include handicap times.)

[] Position in running at each section and finish
 TAB# Saddle cloth number
 -:-- No data available at this section
 BAR# Barrier/Gate Position
 NA No data available
 DNF Did not finish
 DNT Did not track
 DT-W Distance travelled compared to winner in metres

Fastest split
 Fastest section

data processed by **TRIPLESDATA**

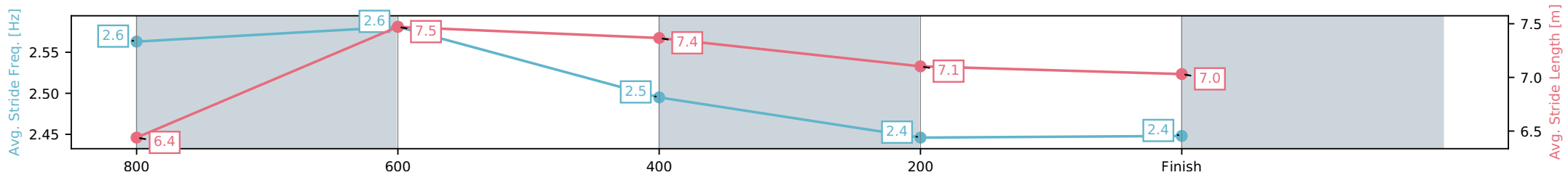
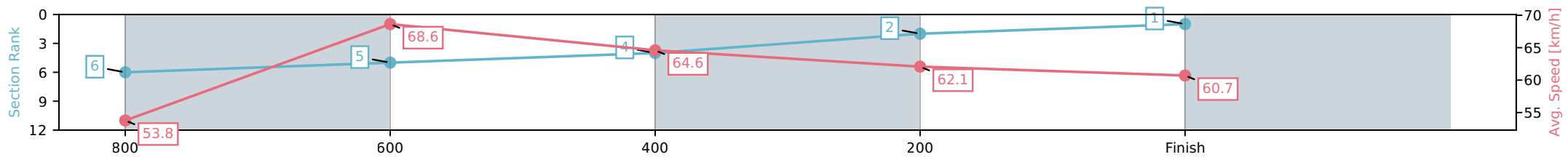
Horse/Jockey Name	Aeropower/Sean Cormack
Finish Rank	1
Fastest Section Time (Section)	0:10.48 (800-600)
Top Speed [km/h] (Section)	69.6 (800-600)
Race State	Finished



Dalby QLD --Professional-2026-06-18
 Race 1: LADBROKES PLACE EXTRA BACK RUNNERS UP TO 10TH Maiden Plate - 1000m
 18 June 2026 - 11:55AM
 Track Rating: Soft 5, Weather: Fine, Rail Position: +2m 500m-300m, True Remainder



Section	L1000	L800	L600	L400	L200
Section Times	0:59.52 (0:14.27)	0:45.25 [6] (0:10.48)	0:34.76 [5] (0:11.21)	0:23.55 [4] (0:11.68)	0:11.88 [2] (0:11.88)
Average Speed [km/h]	53.8	68.6	64.6	62.1	60.7
Top Speed [km/h]	68.2	69.6	67.6	62.5	62.2
Avg. Dist. to Rail [m]	9.3	4.6	1.6	4.1	9.4
Avg. Stride Freq. [Hz]	2.6	2.6	2.5	2.4	2.4
Avg. Stride Length [m]	6.4	7.5	7.4	7.1	7.0




- [] Ranking at each section and finish
- :-:- No data available at this section
- NA No data available

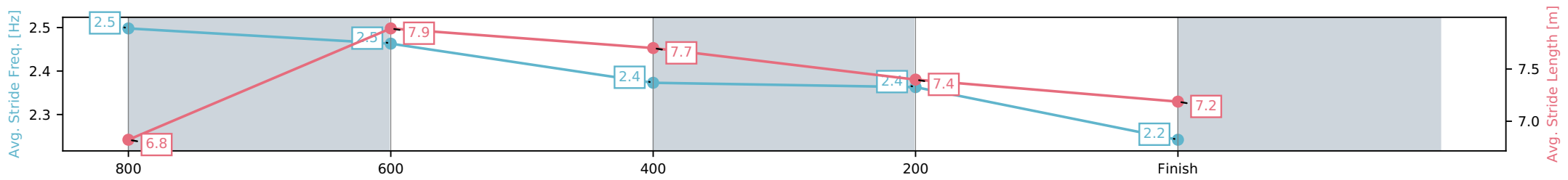
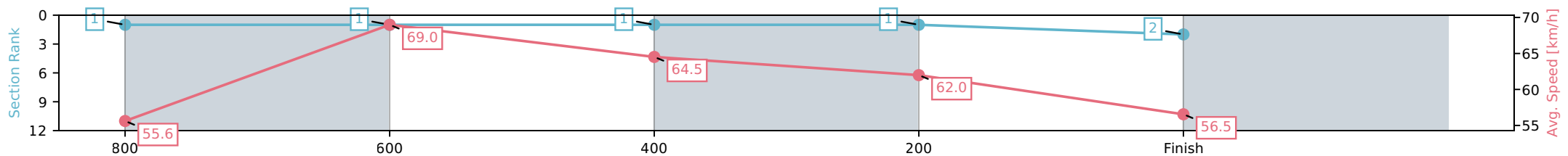
Horse/Jockey Name	Bodysnatcher/Micheal Hellyer
Finish Rank	2
Fastest Section Time (Section)	0:10.43 (800-600)
Top Speed [km/h] (Section)	70.0 (800-600)
Race State	Finished



Dalby QLD --Professional-2026-06-18
 Race 1: LADBROKES PLACE EXTRA BACK RUNNERS UP TO 10TH Maiden Plate - 1000m
 18 June 2026 - 11:55AM
 Track Rating: Soft 5, Weather: Fine, Rail Position: +2m 500m-300m, True Remainder



Section	L1000	L800	L600	L400	L200
Section Times	0:59.73 (0:13.78)	0:45.95 [1] (0:10.43)	0:35.53 [1] (0:11.16)	0:24.37 [1] (0:11.62)	0:12.75 [1] (0:12.75)
Average Speed [km/h]	55.6	69.0	64.5	62.0	56.5
Top Speed [km/h]	69.6	70.0	67.0	62.8	60.3
Avg. Dist. to Rail [m]	2.4	2.0	0.6	0.9	2.9
Avg. Stride Freq. [Hz]	2.5	2.5	2.4	2.4	2.2
Avg. Stride Length [m]	6.8	7.9	7.7	7.4	7.2



[] Ranking at each section and finish
 -:-:- No data available at this section
 NA No data available

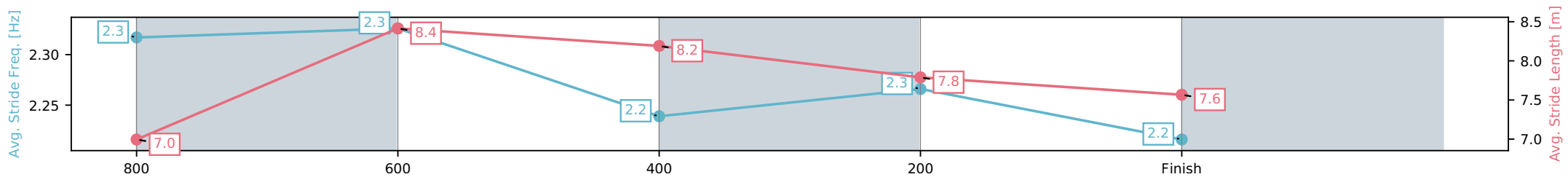
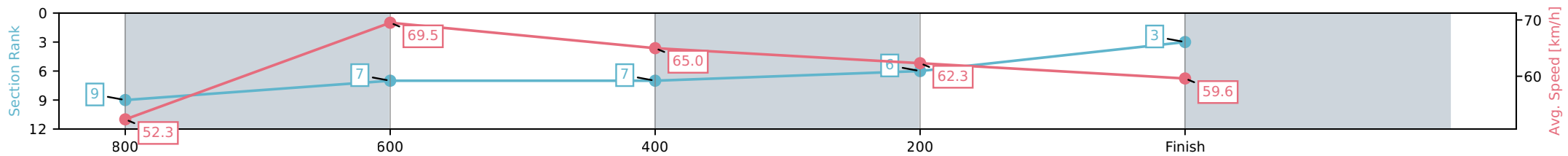
Horse/Jockey Name	Enterprise Jamayka/Aidan Keeley
Finish Rank	3
Fastest Section Time (Section)	0:10.36 (800-600)
Top Speed [km/h] (Section)	71.3 (800-600)
Race State	Finished



Dalby QLD --Professional-2026-06-18
 Race 1: LADBROKES PLACE EXTRA BACK RUNNERS UP TO 10TH Maiden Plate - 1000m
 18 June 2026 - 11:55AM
 Track Rating: Soft 5, Weather: Fine, Rail Position: +2m 500m-300m, True Remainder



Section	L1000	L800	L600	L400	L200
Section Times	0:59.91 (0:14.67)	0:45.24 [9] (0:10.36)	0:34.88 [7] (0:11.19)	0:23.68 [7] (0:11.63)	0:12.05 [6] (0:12.05)
Average Speed [km/h]	52.3	69.5	65.0	62.3	59.6
Top Speed [km/h]	69.3	71.3	67.3	63.3	61.4
Avg. Dist. to Rail [m]	7.3	4.2	2.0	4.3	8.3
Avg. Stride Freq. [Hz]	2.3	2.3	2.2	2.3	2.2
Avg. Stride Length [m]	7.0	8.4	8.2	7.8	7.6



- [] Ranking at each section and finish
- :-:- No data available at this section
- NA No data available

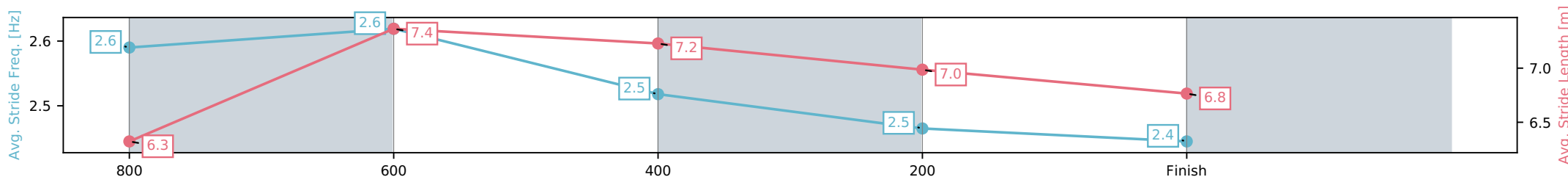
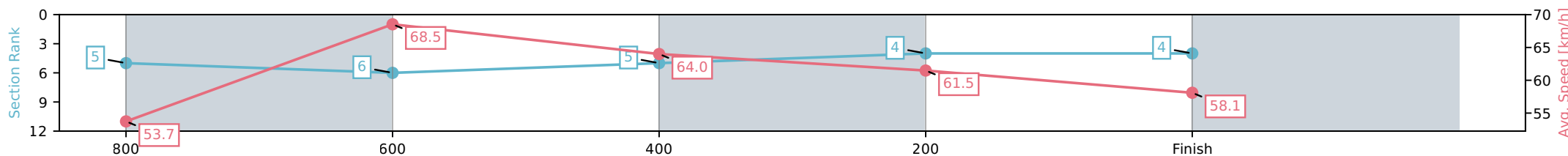
Horse/Jockey Name	Excess Capital/Kenji Yoshida
Finish Rank	4
Fastest Section Time (Section)	0:10.52 (800-600)
Top Speed [km/h] (Section)	69.2 (800-600)
Race State	Finished



Dalby QLD --Professional-2026-06-18
 Race 1: LADBROKES PLACE EXTRA BACK RUNNERS UP TO 10TH Maiden Plate - 1000m
 18 June 2026 - 11:55AM
 Track Rating: Soft 5, Weather: Fine, Rail Position: +2m 500m-300m, True Remainder



Section	L1000	L800	L600	L400	L200
Section Times	1:00.17 (0:14.25)	0:45.92 [5] (0:10.52)	0:35.40 [6] (0:11.26)	0:24.14 [5] (0:11.72)	0:12.42 [4] (0:12.42)
Average Speed [km/h]	53.7	68.5	64.0	61.5	58.1
Top Speed [km/h]	68.9	69.2	67.6	61.8	61.5
Avg. Dist. to Rail [m]	6.5	3.3	0.9	1.2	2.1
Avg. Stride Freq. [Hz]	2.6	2.6	2.5	2.5	2.4
Avg. Stride Length [m]	6.3	7.4	7.2	7.0	6.8



- [] Ranking at each section and finish
- :-:- No data available at this section
- NA No data available

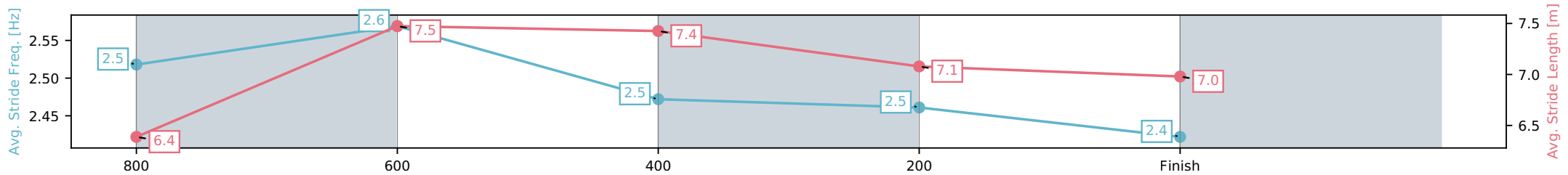
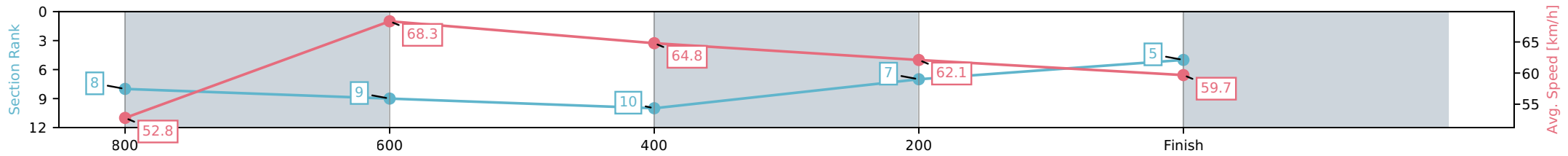
Horse/Jockey Name	Scion/Danny Peisley
Finish Rank	5
Fastest Section Time (Section)	0:10.55 (800-600)
Top Speed [km/h] (Section)	69.7 (800-600)
Race State	Finished



Dalby QLD --Professional-2026-06-18
 Race 1: LADBROKES PLACE EXTRA BACK RUNNERS UP TO 10TH Maiden Plate - 1000m
 18 June 2026 - 11:55AM
 Track Rating: Soft 5, Weather: Fine, Rail Position: +2m 500m-300m, True Remainder



Section	L1000	L800	L600	L400	L200
Section Times	1:00.18 (0:14.54)	0:45.64 [8] (0:10.55)	0:35.09 [9] (0:11.30)	0:23.80 [10] (0:11.70)	0:12.10 [7] (0:12.10)
Average Speed [km/h]	52.8	68.3	64.8	62.1	59.7
Top Speed [km/h]	68.9	69.7	67.1	62.5	61.7
Avg. Dist. to Rail [m]	8.2	5.5	3.5	5.5	9.4
Avg. Stride Freq. [Hz]	2.5	2.6	2.5	2.5	2.4
Avg. Stride Length [m]	6.4	7.5	7.4	7.1	7.0



[] Ranking at each section and finish
 -:-:- No data available at this section
 NA No data available

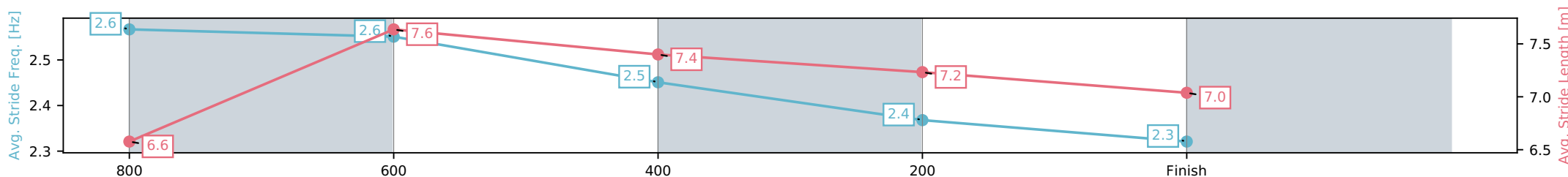
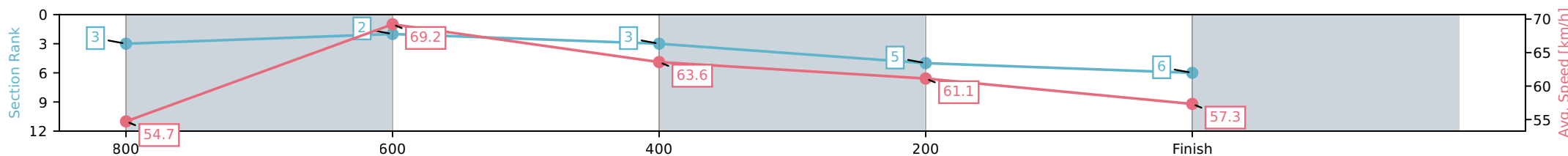
Horse/Jockey Name	Pressure Switch/Mitch Goring
Finish Rank	6
Fastest Section Time (Section)	0:10.40 (800-600)
Top Speed [km/h] (Section)	69.9 (1000 - 800)
Race State	Finished



Dalby QLD --Professional-2026-06-18
 Race 1: LADBROKES PLACE EXTRA BACK RUNNERS UP TO 10TH Maiden Plate - 1000m
 18 June 2026 - 11:55AM
 Track Rating: Soft 5, Weather: Fine, Rail Position: +2m 500m-300m, True Remainder



Section	L1000	L800	L600	L400	L200
Section Times	1:00.27 (0:14.10)	0:46.16 [3] (0:10.40)	0:35.77 [2] (0:11.42)	0:24.34 [3] (0:11.85)	0:12.50 [5] (0:12.50)
Average Speed [km/h]	54.7	69.2	63.6	61.1	57.3
Top Speed [km/h]	69.9	69.9	68.3	61.9	60.9
Avg. Dist. to Rail [m]	5.1	3.8	1.9	2.5	4.1
Avg. Stride Freq. [Hz]	2.6	2.6	2.5	2.4	2.3
Avg. Stride Length [m]	6.6	7.6	7.4	7.2	7.0



- [] Ranking at each section and finish
- :-:- No data available at this section
- NA No data available

Horse/Jockey Name	Loquito/Fred Larson
Finish Rank	7
Fastest Section Time (Section)	0:10.45 (800-600)
Top Speed [km/h] (Section)	70.3 (1000 - 800)
Race State	Finished



Dalby QLD --Professional-2026-06-18

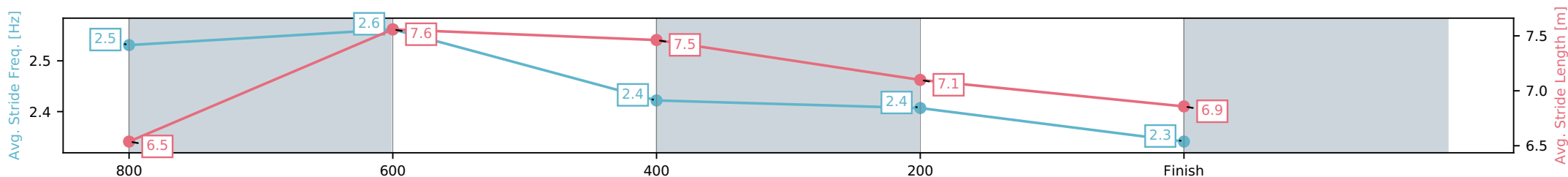
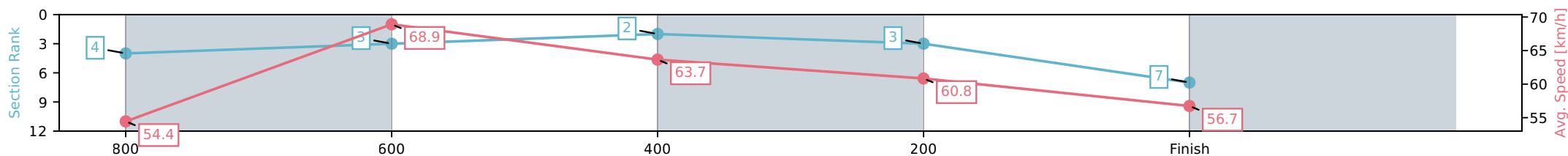
Race 1: LADBROKES PLACE EXTRA BACK RUNNERS UP TO 10TH Maiden Plate - 1000m

18 June 2026 - 11:55AM

Track Rating: Soft 5, Weather: Fine, Rail Position: +2m 500m-300m, True Remainder



Section	L1000	L800	L600	L400	L200
Section Times	1:00.30 (0:14.12)	0:46.18 [4] (0:10.45)	0:35.73 [3] (0:11.31)	0:24.42 [2] (0:11.86)	0:12.56 [3] (0:12.56)
Average Speed [km/h]	54.4	68.9	63.7	60.8	56.7
Top Speed [km/h]	70.3	70.1	67.6	61.8	60.0
Avg. Dist. to Rail [m]	4.0	3.6	1.4	1.4	2.9
Avg. Stride Freq. [Hz]	2.5	2.6	2.4	2.4	2.3
Avg. Stride Length [m]	6.5	7.6	7.5	7.1	6.9



- [] Ranking at each section and finish
- :-:- No data available at this section
- NA No data available

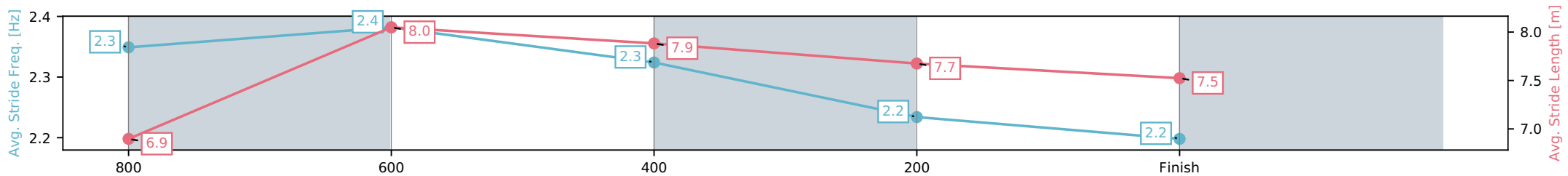
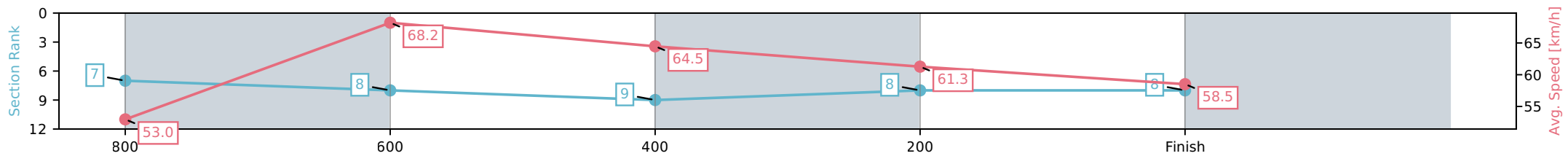
Horse/Jockey Name	Express Star/Olivia Kendal
Finish Rank	8
Fastest Section Time (Section)	0:10.56 (800-600)
Top Speed [km/h] (Section)	69.3 (800-600)
Race State	Finished



Dalby QLD --Professional-2026-06-18
 Race 1: LADBROKES PLACE EXTRA BACK RUNNERS UP TO 10TH Maiden Plate - 1000m
 18 June 2026 - 11:55AM
 Track Rating: Soft 5, Weather: Fine, Rail Position: +2m 500m-300m, True Remainder



Section	L1000	L800	L600	L400	L200
Section Times	1:00.33 (0:14.52)	0:45.81 [7] (0:10.56)	0:35.25 [8] (0:11.25)	0:23.99 [9] (0:11.77)	0:12.22 [8] (0:12.22)
Average Speed [km/h]	53.0	68.2	64.5	61.3	58.5
Top Speed [km/h]	68.7	69.3	66.9	62.6	62.0
Avg. Dist. to Rail [m]	5.1	3.0	1.9	1.1	4.3
Avg. Stride Freq. [Hz]	2.3	2.4	2.3	2.2	2.2
Avg. Stride Length [m]	6.9	8.0	7.9	7.7	7.5



- [] Ranking at each section and finish
- :-:- No data available at this section
- NA No data available

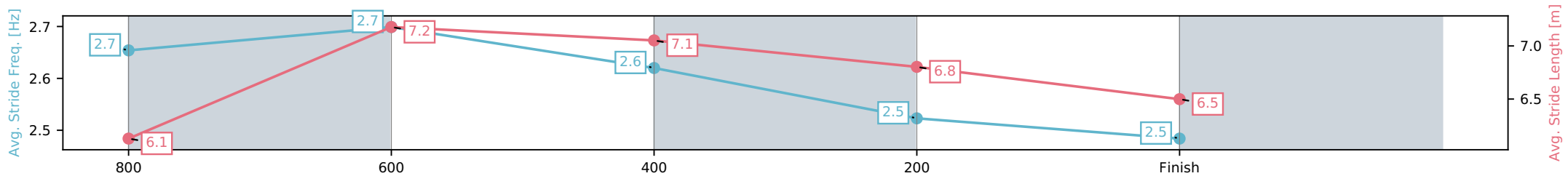
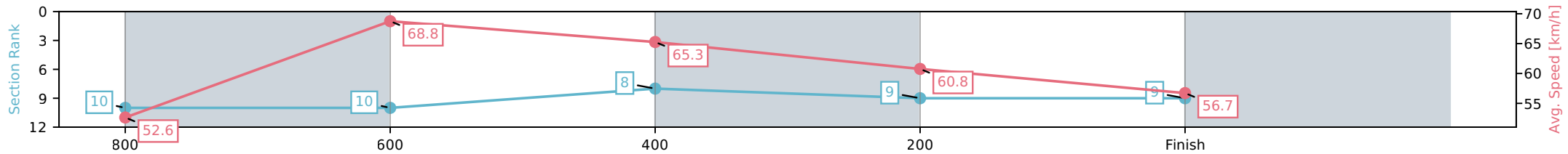
Horse/Jockey Name	Love To Flirt/Jess Emmerson
Finish Rank	9
Fastest Section Time (Section)	0:10.48 (800-600)
Top Speed [km/h] (Section)	70.7 (800-600)
Race State	Finished



Dalby QLD --Professional-2026-06-18
 Race 1: LADBROKES PLACE EXTRA BACK RUNNERS UP TO 10TH Maiden Plate - 1000m
 18 June 2026 - 11:55AM
 Track Rating: Soft 5, Weather: Fine, Rail Position: +2m 500m-300m, True Remainder



Section	L1000	L800	L600	L400	L200
Section Times	1:00.89 (0:14.80)	0:46.09 [10] (0:10.48)	0:35.61 [10] (0:11.03)	0:24.59 [8] (0:11.85)	0:12.74 [9] (0:12.74)
Average Speed [km/h]	52.6	68.8	65.3	60.8	56.7
Top Speed [km/h]	70.1	70.7	66.9	62.0	59.1
Avg. Dist. to Rail [m]	5.9	2.4	0.9	1.4	4.9
Avg. Stride Freq. [Hz]	2.7	2.7	2.6	2.5	2.5
Avg. Stride Length [m]	6.1	7.2	7.1	6.8	6.5



- [] Ranking at each section and finish
- :-:- No data available at this section
- NA No data available

Horse/Jockey Name	My Boy Lollipop/Wayne O'Connell
Finish Rank	10
Fastest Section Time (Section)	0:10.61 (800-600)
Top Speed [km/h] (Section)	69.8 (1000 - 800)
Race State	Finished



Dalby QLD --Professional-2026-06-18

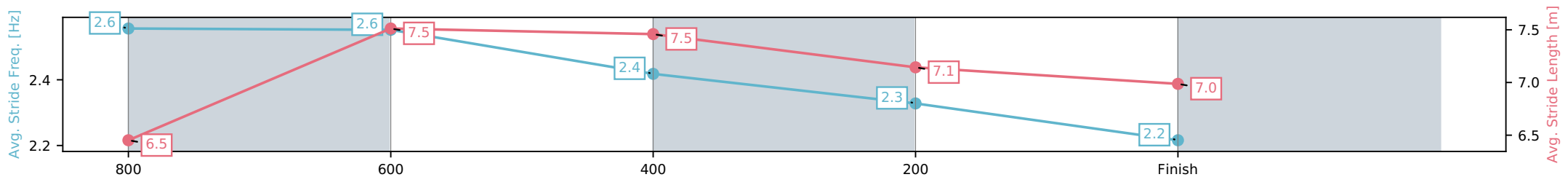
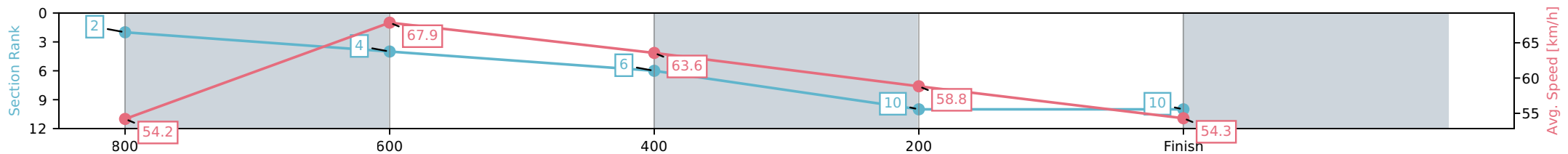
Race 1: LADBROKES PLACE EXTRA BACK RUNNERS UP TO 10TH Maiden Plate - 1000m

18 June 2026 - 11:55AM

Track Rating: Soft 5, Weather: Fine, Rail Position: +2m 500m-300m, True Remainder



Section	L1000	L800	L600	L400	L200
Section Times	1:01.90 (0:14.07)	0:47.83 [2] (0:10.61)	0:37.22 [4] (0:11.51)	0:25.71 [6] (0:12.36)	0:13.35 [10] (0:13.35)
Average Speed [km/h]	54.2	67.9	63.6	58.8	54.3
Top Speed [km/h]	69.8	69.6	65.7	61.7	57.2
Avg. Dist. to Rail [m]	7.9	5.7	3.4	4.6	7.9
Avg. Stride Freq. [Hz]	2.6	2.6	2.4	2.3	2.2
Avg. Stride Length [m]	6.5	7.5	7.5	7.1	7.0



- [] Ranking at each section and finish
- :-:- No data available at this section
- NA No data available




Dalby QLD

Race 2: BOOK YOUR TICKETS TO SAINTS RACEDAY SUNDAY 13TH SEPTEMBER Maiden Plate - 1400m

18 June 2026 - 12:30PM

Track Rating: Soft 5, Weather: Fine, Rail Position: +2m 500m-300m, True Remainder



Field Times (Race Tempo) 1:24.95 (0:14.06) 1:10.89 (0:10.77) 1:00.12 (0:11.15) 0:48.97 (0:11.63) 0:37.34 (0:12.27) 0:25.07 (0:12.15) 0:12.92 (0:12.92)

Rank	TAB#	Horse	Overall Time	First 400m	Top Speed km/h (Section)	L1400	L1200	L1000	L800	L600	L400	L200	
	(BAR#)	Jockey	Margin (DT-W)	Last 600m	Fastest Section (Time)	Start - 1200	1200 - 1000	1000 - 800	800 - 600	600 - 400	400 - 200	200 - Finish	
1	8	Jolly Japes	1:24.95	0:24.83	67.6 (1200-1000)	1:24.95	1:10.89 [1]	1:00.12 [1]	0:48.97 [1]	0:37.34 [1]	0:25.07 [1]	0:12.92 [1]	
	(5)	Georgina Cartwright		0:37.34	1200-1000 (0:10.77)	(0:14.06)	(0:10.77)	(0:11.15)	(0:11.63)	(0:12.27)	(0:12.15)	(0:12.92)	
2	12	Bon Riviere	1:24.96	0:25.33	66.6 (1200-1000)	1:24.96	1:10.55 [8]	0:59.62 [9]	0:48.39 [7]	0:36.62 [6]	0:24.40 [7]	0:12.25 [5]	
	(3)	Nathan Fazackerley	0.1L (+4)	0:36.61	1200-1000 (0:10.92)	(0:14.41)	(0:10.92)	(0:11.23)	(0:11.77)	(0:12.22)	(0:12.14)	(0:12.25)	
3	11	Talleyrand	1:25.06	0:24.99	66.6 (1400 - 1200)	1:25.06	1:10.98 [2]	1:00.07 [3]	0:48.84 [5]	0:37.12 [3]	0:24.89 [3]	0:12.81 [2]	
	(1)	Jace McMurray	0.7L (+3)	0:37.12	1200-1000 (0:10.91)	(0:14.08)	(0:10.91)	(0:11.23)	(0:11.72)	(0:12.23)	(0:12.08)	(0:12.81)	
4	2	Bon Ichi	1:25.30	0:25.07	66.8 (1200-1000)	1:25.30	1:11.13 [4]	1:00.23 [5]	0:49.12 [4]	0:37.12 [5]	0:24.88 [5]	0:12.67 [4]	
	(2)	Chloe Lowe	2.0L (+3)	0:37.13	1200-1000 (0:10.90)	(0:14.17)	(0:10.90)	(0:11.11)	(0:12.00)	(0:12.25)	(0:12.21)	(0:12.67)	
5	3	Boomtown Laddie	1:25.36	0:24.85	68.0 (1200-1000)	1:25.36	1:11.19 [3]	1:00.51 [2]	0:49.36 [2]	0:37.50 [2]	0:25.23 [2]	0:12.77 [3]	
	(8)	Micheal Hellyer	2.4L (+4)	0:37.50	1200-1000 (0:10.68)	(0:14.17)	(0:10.68)	(0:11.15)	(0:11.86)	(0:12.27)	(0:12.46)	(0:12.77)	
6	1	Alzurri	1:26.21	0:25.46	67.2 (1200-1000)	1:26.21	1:11.59 [10]	1:00.76 [10]	0:49.50 [10]	0:37.87 [7]	0:25.74 [6]	0:13.36 [6]	
	(6)	Olivia Kendal	7.4L (+3)	0:37.86	1200-1000 (0:10.84)	(0:14.62)	(0:10.84)	(0:11.26)	(0:11.63)	(0:12.12)	(0:12.38)	(0:13.36)	
7	4	Los Alamitos	1:26.30	0:25.02	68.1 (1200-1000)	1:26.30	1:11.96 [7]	1:01.28 [4]	0:50.14 [3]	0:38.27 [4]	0:25.93 [4]	0:13.21 [7]	
	(9)	Les Tilley	7.9L (+6)	0:38.26	1200-1000 (0:10.68)	(0:14.34)	(0:10.68)	(0:11.14)	(0:11.87)	(0:12.34)	(0:12.71)	(0:13.21)	
8	7	Yes Is The Answer	1:26.32	0:25.27	66.3 (1200-1000)	1:26.32	1:11.99 [6]	1:01.05 [7]	0:49.70 [9]	0:37.79 [9]	0:25.43 [9]	0:12.84 [9]	
	(7)	Kelsey Lenton	8.1L (+7)	0:37.79	1200-1000 (0:10.94)	(0:14.33)	(0:10.94)	(0:11.35)	(0:11.91)	(0:12.36)	(0:12.59)	(0:12.84)	
9	5	Elles My Name	1:26.38	0:25.10	66.7 (1400 - 1200)	1:26.38	1:12.16 [5]	1:01.27 [6]	0:49.92 [6]	0:37.93 [8]	0:25.69 [8]	0:13.24 [8]	
	(4)	Bailie Baker	8.4L (+7)	0:37.94	1200-1000 (0:10.88)	(0:14.22)	(0:10.88)	(0:11.35)	(0:11.99)	(0:12.25)	(0:12.45)	(0:13.24)	
10	9	Offside	1:30.26	0:25.31	67.4 (1200-1000)	1:30.26	1:15.71 [9]	1:04.95 [8]	0:53.66 [8]	0:41.69 [10]	0:29.30 [10]	0:15.77 [10]	
	(10)	Archie McColm	31.2L (+4)	0:41.69	1200-1000 (0:10.76)	(0:14.55)	(0:10.76)	(0:11.29)	(0:11.97)	(0:12.39)	(0:13.53)	(0:15.77)	

Scratched: Holler Dash (#6), Ready To Boil (#10), Heroic Villen (#13), Spring Rain (#14), Call Sign (#15), Lake Of Fire (#16)

Report Created: Thu 18 June 2026

(Note: Races are conducted over an approximate distance as close as possible to the advertised distance, and recorded data may vary accordingly. Official times refer to race times only and do not include handicap times.)

[] Position in running at each section and finish
 TAB# Saddle cloth number
 --- No data available at this section
 BAR# Barrier/Gate Position
 NA No data available
 DNF Did not finish
 DNT Did not track
 DT-W Distance travelled compared to winner in metres

Fastest split
 Fastest section

data processed by TRIPLESDATA

Horse/Jockey Name	Jolly Japes/Georgina Cartwright
Finish Rank	1
Fastest Section Time (Section)	0:10.77 (1200-1000)
Top Speed [km/h] (Section)	67.6 (1200-1000)
Race State	Finished



Dalby QLD --Professional-2026-06-18

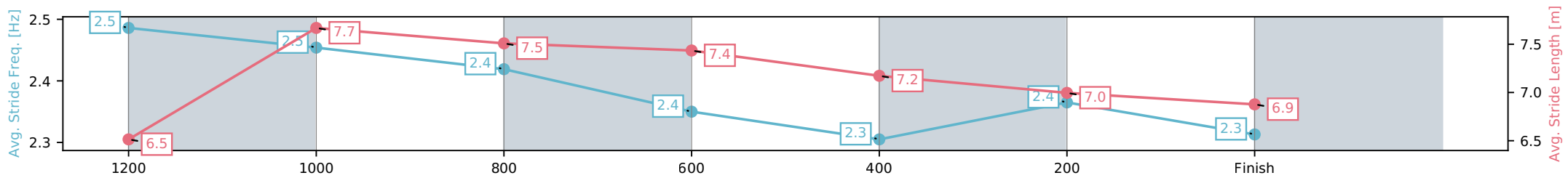
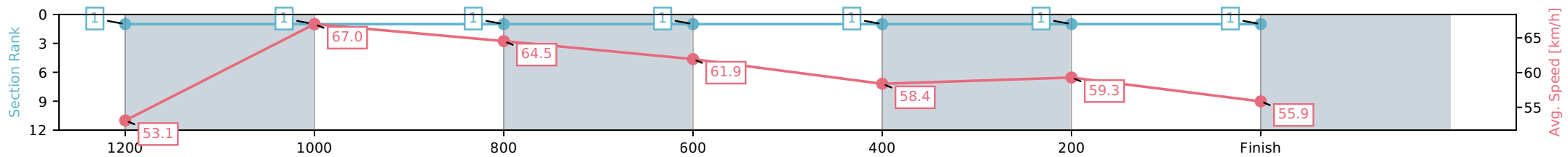
Race 2: BOOK YOUR TICKETS TO SAINTS RACEDAY
SUNDAY 13TH SEPTEMBER Maiden Plate - 1400m

18 June 2026 - 12:30PM

Track Rating: Soft 5, Weather: Fine, Rail Position: +2m 500m-300m,
True Remainder



Section	L1400	L1200	L1000	L800	L600	L400	L200
Section Times	1:24.95 (0:14.06)	1:10.89 [1] (0:10.77)	1:00.12 [1] (0:11.15)	0:48.97 [1] (0:11.63)	0:37.34 [1] (0:12.27)	0:25.07 [1] (0:12.15)	0:12.92 [1] (0:12.92)
Average Speed [km/h]	53.1	67.0	64.5	61.9	58.4	59.3	55.9
Top Speed [km/h]	66.9	67.6	65.7	63.6	60.0	60.0	58.4
Avg. Dist. to Rail [m]	5.9	2.6	1.8	0.3	0.6	1.0	1.9
Avg. Stride Freq. [Hz]	2.5	2.5	2.4	2.4	2.3	2.4	2.3
Avg. Stride Length [m]	6.5	7.7	7.5	7.4	7.2	7.0	6.9



- [] Ranking at each section and finish
- :-:- No data available at this section
- NA No data available

Horse/Jockey Name	Bon Riviere/Nathan Fazackerley
Finish Rank	2
Fastest Section Time (Section)	0:10.92 (1200-1000)
Top Speed [km/h] (Section)	66.6 (1200-1000)
Race State	Finished



Dalby QLD --Professional-2026-06-18

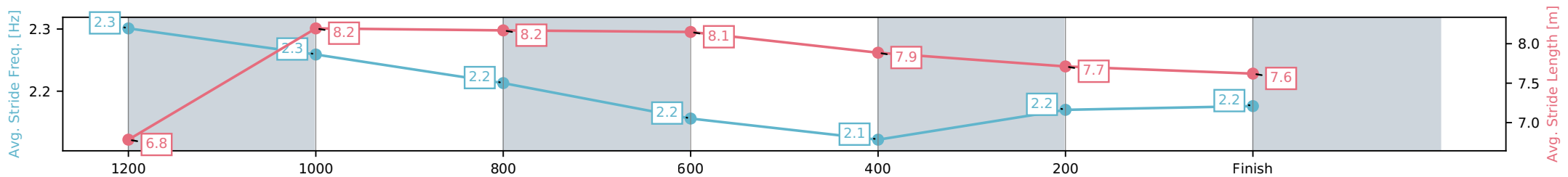
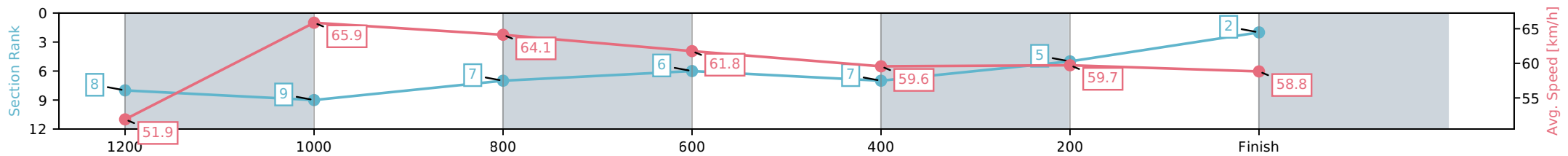
Race 2: BOOK YOUR TICKETS TO SAINTS RACEDAY
SUNDAY 13TH SEPTEMBER Maiden Plate - 1400m

18 June 2026 - 12:30PM

Track Rating: Soft 5, Weather: Fine, Rail Position: +2m 500m-300m,
True Remainder



Section	L1400	L1200	L1000	L800	L600	L400	L200
Section Times	1:24.96 (0:14.41)	1:10.55 [8] (0:10.92)	0:59.62 [9] (0:11.23)	0:48.39 [7] (0:11.77)	0:36.62 [6] (0:12.22)	0:24.40 [7] (0:12.14)	0:12.25 [5] (0:12.25)
Average Speed [km/h]	51.9	65.9	64.1	61.8	59.6	59.7	58.8
Top Speed [km/h]	65.4	66.6	64.9	63.7	60.6	60.0	60.0
Avg. Dist. to Rail [m]	3.4	2.0	2.7	1.9	1.8	3.9	6.2
Avg. Stride Freq. [Hz]	2.3	2.3	2.2	2.2	2.1	2.2	2.2
Avg. Stride Length [m]	6.8	8.2	8.2	8.1	7.9	7.7	7.6



- [] Ranking at each section and finish
- :-:- No data available at this section
- NA No data available

Horse/Jockey Name	Talleyrand/Jace McMurray
Finish Rank	3
Fastest Section Time (Section)	0:10.91 (1200-1000)
Top Speed [km/h] (Section)	66.6 (1400 - 1200)
Race State	Finished



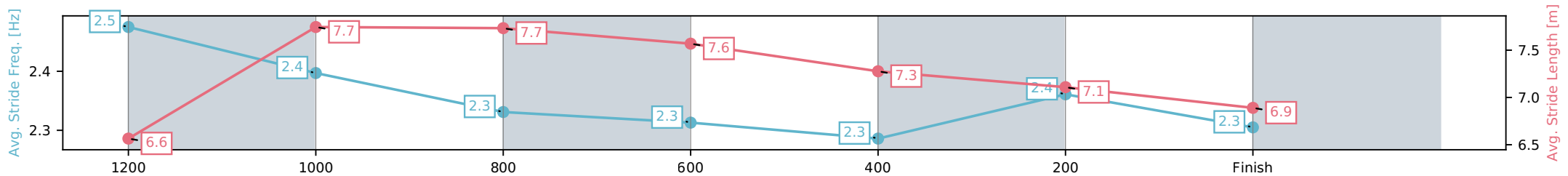
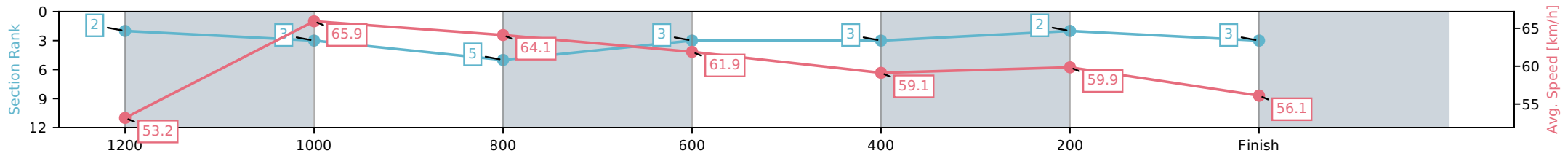
Dalby QLD --Professional-2026-06-18
 Race 2: BOOK YOUR TICKETS TO SAINTS RACEDAY
 SUNDAY 13TH SEPTEMBER Maiden Plate - 1400m



18 June 2026 - 12:30PM

Track Rating: Soft 5, Weather: Fine, Rail Position: +2m 500m-300m,
 True Remainder

Section	L1400	L1200	L1000	L800	L600	L400	L200
Section Times	1:25.06 (0:14.08)	1:10.98 [2] (0:10.91)	1:00.07 [3] (0:11.23)	0:48.84 [5] (0:11.72)	0:37.12 [3] (0:12.23)	0:24.89 [3] (0:12.08)	0:12.81 [2] (0:12.81)
Average Speed [km/h]	53.2	65.9	64.1	61.9	59.1	59.9	56.1
Top Speed [km/h]	66.6	66.6	64.7	64.3	59.9	60.4	58.7
Avg. Dist. to Rail [m]	0.8	0.2	1.0	1.5	0.8	2.6	4.3
Avg. Stride Freq. [Hz]	2.5	2.4	2.3	2.3	2.3	2.4	2.3
Avg. Stride Length [m]	6.6	7.7	7.7	7.6	7.3	7.1	6.9



- [] Ranking at each section and finish
- :-:- No data available at this section
- NA No data available

Horse/Jockey Name	Bon Ichi/Chloe Lowe
Finish Rank	4
Fastest Section Time (Section)	0:10.90 (1200-1000)
Top Speed [km/h] (Section)	66.8 (1200-1000)
Race State	Finished



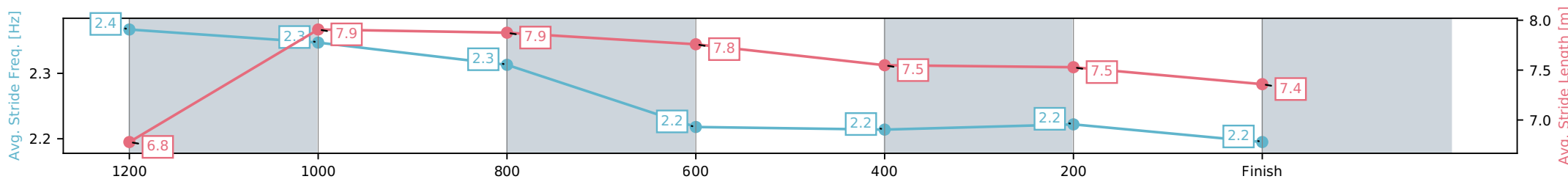
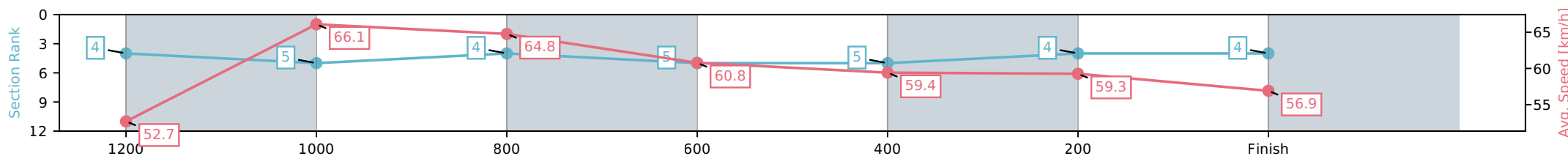
Dalby QLD --Professional-2026-06-18
 Race 2: BOOK YOUR TICKETS TO SAINTS RACEDAY
 SUNDAY 13TH SEPTEMBER Maiden Plate - 1400m



18 June 2026 - 12:30PM

Track Rating: Soft 5, Weather: Fine, Rail Position: +2m 500m-300m,
 True Remainder

Section	L1400	L1200	L1000	L800	L600	L400	L200
Section Times	1:25.30 (0:14.17)	1:11.13 [4] (0:10.90)	1:00.23 [5] (0:11.11)	0:49.12 [4] (0:12.00)	0:37.12 [5] (0:12.25)	0:24.88 [5] (0:12.21)	0:12.67 [4] (0:12.67)
Average Speed [km/h]	52.7	66.1	64.8	60.8	59.4	59.3	56.9
Top Speed [km/h]	66.1	66.8	65.5	64.2	60.0	59.7	58.7
Avg. Dist. to Rail [m]	2.1	1.7	2.6	2.5	1.6	2.7	3.1
Avg. Stride Freq. [Hz]	2.4	2.3	2.3	2.2	2.2	2.2	2.2
Avg. Stride Length [m]	6.8	7.9	7.9	7.8	7.5	7.5	7.4




- [] Ranking at each section and finish
- :-:- No data available at this section
- NA No data available

Horse/Jockey Name	Boomtown Laddie/Micheal Hellyer
Finish Rank	5
Fastest Section Time (Section)	0:10.68 (1200-1000)
Top Speed [km/h] (Section)	68.0 (1200-1000)
Race State	Finished



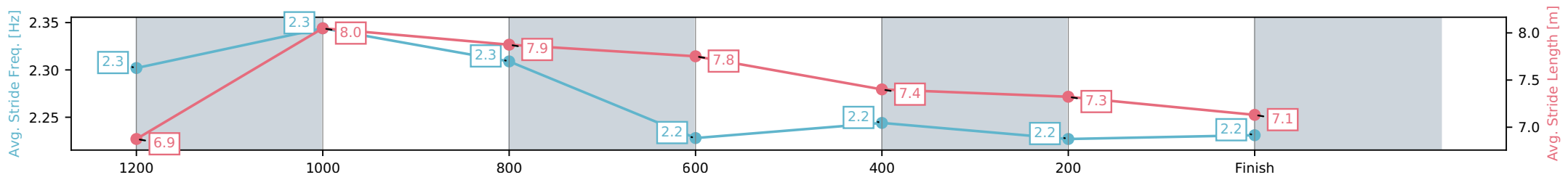
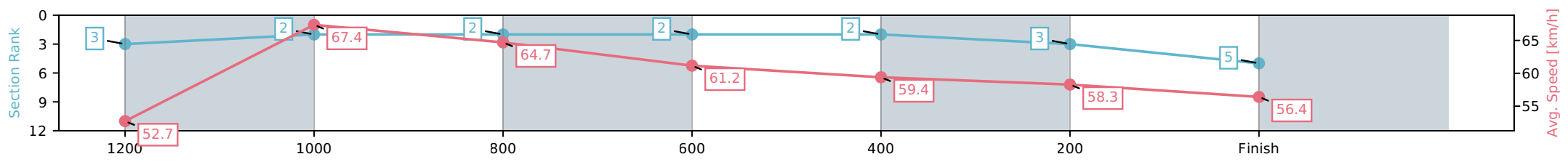
Dalby QLD --Professional-2026-06-18
 Race 2: BOOK YOUR TICKETS TO SAINTS RACEDAY
 SUNDAY 13TH SEPTEMBER Maiden Plate - 1400m



18 June 2026 - 12:30PM

Track Rating: Soft 5, Weather: Fine, Rail Position: +2m 500m-300m, True Remainder

Section	L1400	L1200	L1000	L800	L600	L400	L200
Section Times	1:25.36 (0:14.17)	1:11.19 [3] (0:10.68)	1:00.51 [2] (0:11.15)	0:49.36 [2] (0:11.86)	0:37.50 [2] (0:12.27)	0:25.23 [2] (0:12.46)	0:12.77 [3] (0:12.77)
Average Speed [km/h]	52.7	67.4	64.7	61.2	59.4	58.3	56.4
Top Speed [km/h]	66.3	68.0	66.3	62.5	60.3	59.2	58.1
Avg. Dist. to Rail [m]	8.0	4.4	3.4	2.0	1.6	5.1	7.0
Avg. Stride Freq. [Hz]	2.3	2.3	2.3	2.2	2.2	2.2	2.2
Avg. Stride Length [m]	6.9	8.0	7.9	7.8	7.4	7.3	7.1



[] Ranking at each section and finish
 -:-:- No data available at this section
 NA No data available

Horse/Jockey Name	Alzurri/Olivia Kendal
Finish Rank	6
Fastest Section Time (Section)	0:10.84 (1200-1000)
Top Speed [km/h] (Section)	67.2 (1200-1000)
Race State	Finished



Dalby QLD --Professional-2026-06-18

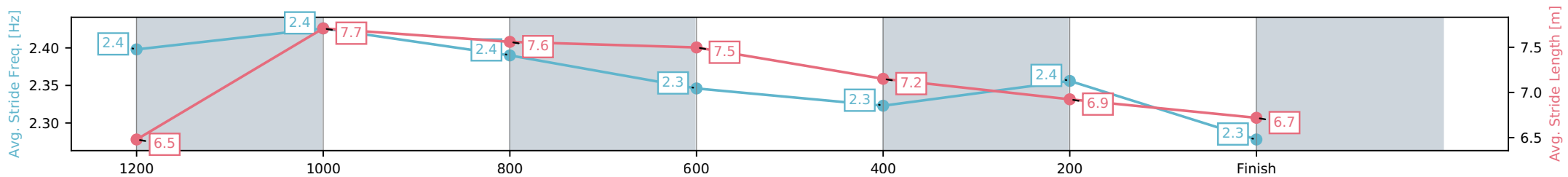
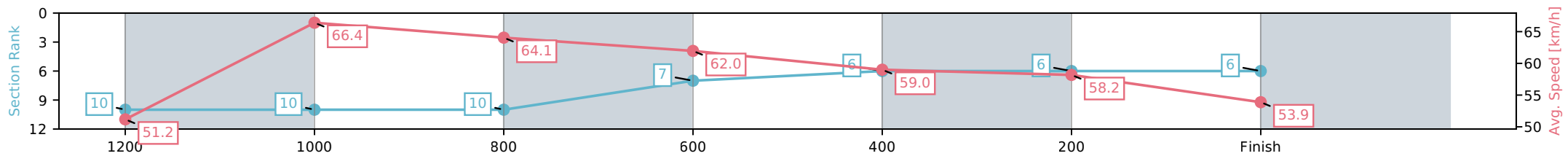
Race 2: BOOK YOUR TICKETS TO SAINTS RACEDAY
SUNDAY 13TH SEPTEMBER Maiden Plate - 1400m

18 June 2026 - 12:30PM

Track Rating: Soft 5, Weather: Fine, Rail Position: +2m 500m-300m,
True Remainder



Section	L1400	L1200	L1000	L800	L600	L400	L200
Section Times	1:26.21 (0:14.62)	1:11.59 [10] (0:10.84)	1:00.76 [10] (0:11.26)	0:49.50 [10] (0:11.63)	0:37.87 [7] (0:12.12)	0:25.74 [6] (0:12.38)	0:13.36 [6] (0:13.36)
Average Speed [km/h]	51.2	66.4	64.1	62.0	59.0	58.2	53.9
Top Speed [km/h]	66.8	67.2	65.5	63.3	59.6	58.9	56.5
Avg. Dist. to Rail [m]	4.6	0.3	1.2	0.4	0.9	0.9	2.3
Avg. Stride Freq. [Hz]	2.4	2.4	2.4	2.3	2.3	2.4	2.3
Avg. Stride Length [m]	6.5	7.7	7.6	7.5	7.2	6.9	6.7



- [] Ranking at each section and finish
- :-:- No data available at this section
- NA No data available

Horse/Jockey Name	Los Alamitos/Les Tilley
Finish Rank	7
Fastest Section Time (Section)	0:10.68 (1200-1000)
Top Speed [km/h] (Section)	68.1 (1200-1000)
Race State	Finished



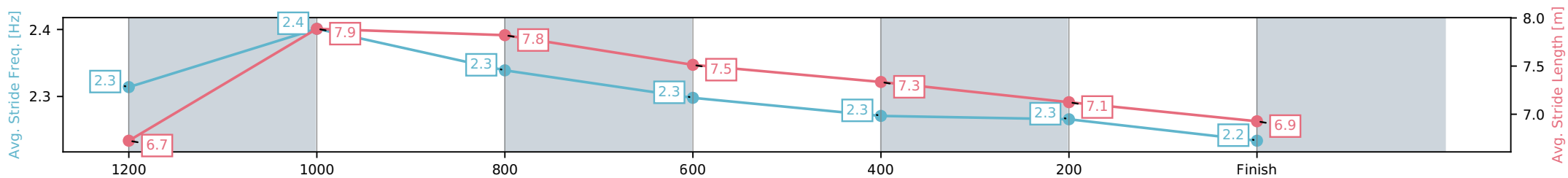
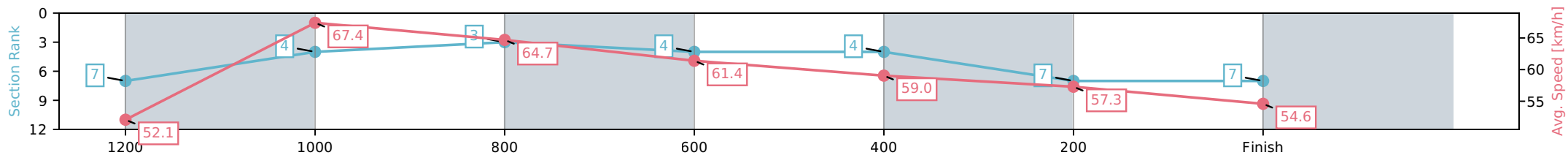
Dalby QLD --Professional-2026-06-18
 Race 2: BOOK YOUR TICKETS TO SAINTS RACEDAY
 SUNDAY 13TH SEPTEMBER Maiden Plate - 1400m



18 June 2026 - 12:30PM

Track Rating: Soft 5, Weather: Fine, Rail Position: +2m 500m-300m,
 True Remainder

Section	L1400	L1200	L1000	L800	L600	L400	L200
Section Times	1:26.30 (0:14.34)	1:11.96 [7] (0:10.68)	1:01.28 [4] (0:11.14)	0:50.14 [3] (0:11.87)	0:38.27 [4] (0:12.34)	0:25.93 [4] (0:12.71)	0:13.21 [7] (0:13.21)
Average Speed [km/h]	52.1	67.4	64.7	61.4	59.0	57.3	54.6
Top Speed [km/h]	67.0	68.1	66.5	62.7	60.2	58.3	56.1
Avg. Dist. to Rail [m]	9.5	5.3	4.4	2.7	1.9	5.8	6.9
Avg. Stride Freq. [Hz]	2.3	2.4	2.3	2.3	2.3	2.3	2.2
Avg. Stride Length [m]	6.7	7.9	7.8	7.5	7.3	7.1	6.9



- [] Ranking at each section and finish
- :-:- No data available at this section
- NA No data available

Horse/Jockey Name	Yes Is The Answer/Kelsey Lenton
Finish Rank	8
Fastest Section Time (Section)	0:10.94 (1200-1000)
Top Speed [km/h] (Section)	66.3 (1200-1000)
Race State	Finished



Dalby QLD --Professional-2026-06-18

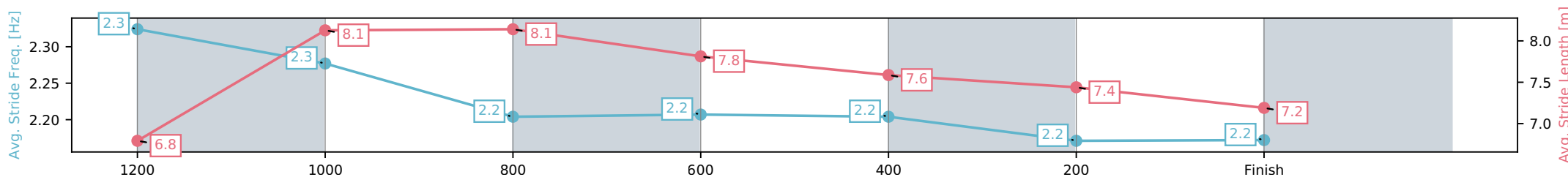
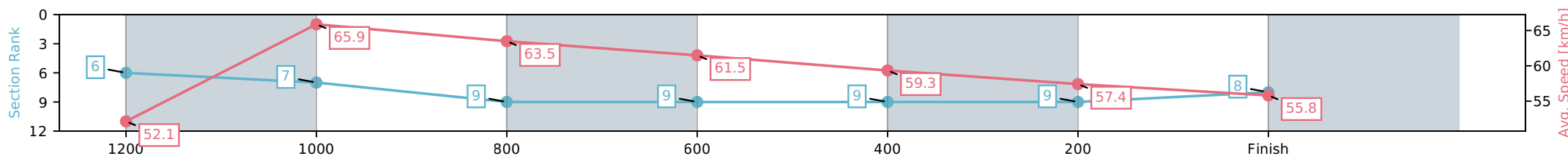
Race 2: BOOK YOUR TICKETS TO SAINTS RACEDAY
SUNDAY 13TH SEPTEMBER Maiden Plate - 1400m

18 June 2026 - 12:30PM

Track Rating: Soft 5, Weather: Fine, Rail Position: +2m 500m-300m,
True Remainder



Section	L1400	L1200	L1000	L800	L600	L400	L200
Section Times	1:26.32 (0:14.33)	1:11.99 [6] (0:10.94)	1:01.05 [7] (0:11.35)	0:49.70 [9] (0:11.91)	0:37.79 [9] (0:12.36)	0:25.43 [9] (0:12.59)	0:12.84 [9] (0:12.84)
Average Speed [km/h]	52.1	65.9	63.5	61.5	59.3	57.4	55.8
Top Speed [km/h]	65.7	66.3	65.4	62.9	59.7	58.6	56.6
Avg. Dist. to Rail [m]	6.8	3.5	4.7	3.9	2.9	2.0	3.3
Avg. Stride Freq. [Hz]	2.3	2.3	2.2	2.2	2.2	2.2	2.2
Avg. Stride Length [m]	6.8	8.1	8.1	7.8	7.6	7.4	7.2



- [] Ranking at each section and finish
- :-:- No data available at this section
- NA No data available

Horse/Jockey Name	Elles My Name/Bailie Baker
Finish Rank	9
Fastest Section Time (Section)	0:10.88 (1200-1000)
Top Speed [km/h] (Section)	66.7 (1400 - 1200)
Race State	Finished



Dalby QLD --Professional-2026-06-18

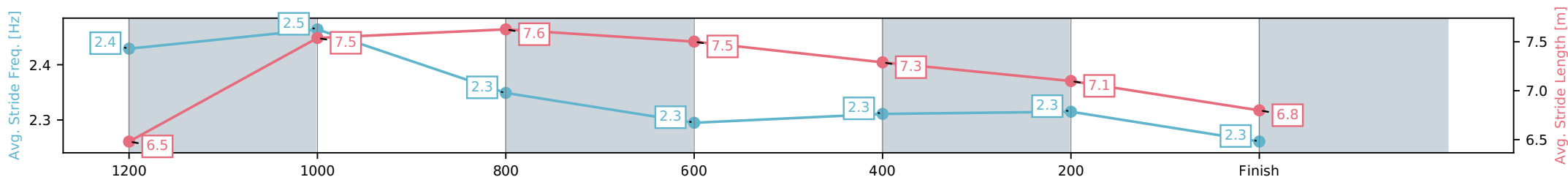
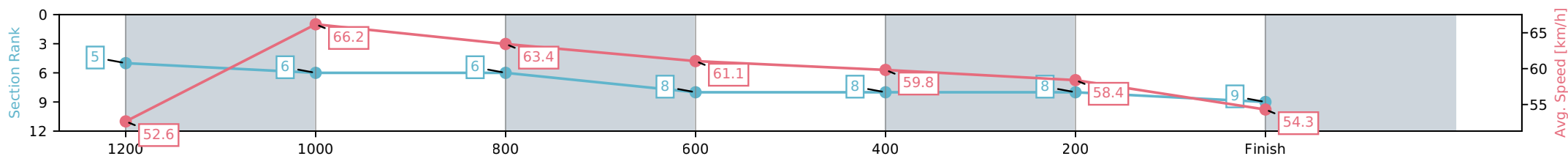
Race 2: BOOK YOUR TICKETS TO SAINTS RACEDAY
SUNDAY 13TH SEPTEMBER Maiden Plate - 1400m

18 June 2026 - 12:30PM

Track Rating: Soft 5, Weather: Fine, Rail Position: +2m 500m-300m,
True Remainder



Section	L1400	L1200	L1000	L800	L600	L400	L200
Section Times	1:26.38 (0:14.22)	1:12.16 [5] (0:10.88)	1:01.27 [6] (0:11.35)	0:49.92 [6] (0:11.99)	0:37.93 [8] (0:12.25)	0:25.69 [8] (0:12.45)	0:13.24 [8] (0:13.24)
Average Speed [km/h]	52.6	66.2	63.4	61.1	59.8	58.4	54.3
Top Speed [km/h]	66.7	66.7	65.4	62.2	60.3	59.9	56.9
Avg. Dist. to Rail [m]	4.8	3.7	4.9	3.4	2.8	5.6	7.3
Avg. Stride Freq. [Hz]	2.4	2.5	2.3	2.3	2.3	2.3	2.3
Avg. Stride Length [m]	6.5	7.5	7.6	7.5	7.3	7.1	6.8



- [] Ranking at each section and finish
- :-:- No data available at this section
- NA No data available

Horse/Jockey Name	Offside/Archie McColm
Finish Rank	10
Fastest Section Time (Section)	0:10.76 (1200-1000)
Top Speed [km/h] (Section)	67.4 (1200-1000)
Race State	Finished



Dalby QLD --Professional-2026-06-18

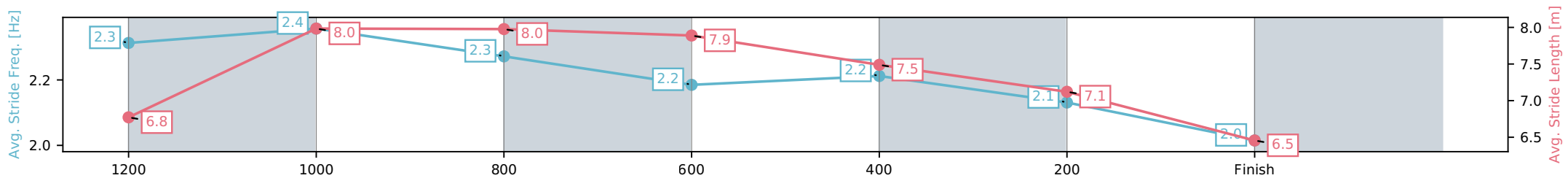
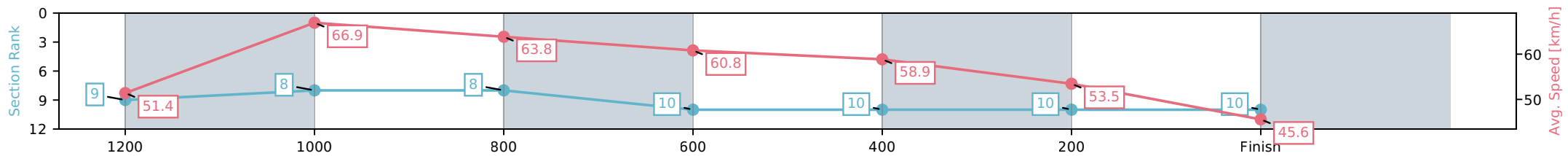
Race 2: BOOK YOUR TICKETS TO SAINTS RACEDAY
SUNDAY 13TH SEPTEMBER Maiden Plate - 1400m

18 June 2026 - 12:30PM

Track Rating: Soft 5, Weather: Fine, Rail Position: +2m 500m-300m,
True Remainder



Section	L1400	L1200	L1000	L800	L600	L400	L200
Section Times	1:30.26 (0:14.55)	1:15.71 [9] (0:10.76)	1:04.95 [8] (0:11.29)	0:53.66 [8] (0:11.97)	0:41.69 [10] (0:12.39)	0:29.30 [10] (0:13.53)	0:15.77 [10] (0:15.77)
Average Speed [km/h]	51.4	66.9	63.8	60.8	58.9	53.5	45.6
Top Speed [km/h]	67.0	67.4	66.3	62.0	59.7	56.8	49.9
Avg. Dist. to Rail [m]	9.9	2.7	3.4	2.5	1.8	3.4	6.6
Avg. Stride Freq. [Hz]	2.3	2.4	2.3	2.2	2.2	2.1	2.0
Avg. Stride Length [m]	6.8	8.0	8.0	7.9	7.5	7.1	6.5



- [] Ranking at each section and finish
- :-:- No data available at this section
- NA No data available




Dalby QLD

Race 3: LADBROKES PUNTER ASSIST MANAGE BETTING YOUR WAY BENCHMARK 65 Handicap - 2000m

18 June 2026 - 1:07PM

Track Rating: Soft 5, Weather: Fine, Rail Position: +2m 500m-300m, True Remainder



Field Times (Race Tempo) 2:06.57 (0:15.55) 1:51.02 (0:12.34) 1:38.68 (0:12.56) 1:26.12 (0:12.29) 1:13.83 (0:12.32) 1:01.51 (0:12.34) 0:49.17 (0:12.46) 0:36.71 (0:12.09)

Rank	TAB#	Horse	Overall Time	First 400m	Top Speed km/h (Section)	L2000	L1800	L1600	L1400	L1200	L1000	L800	L600
	(BAR#)	Jockey	Margin (DT-W)	Last 600m	Fastest Section (Time)	Start - 1800	1800 - 1600	1600 - 1400	1400 - 1200	1200 - 1000	1000 - 800	800 - 600	600 - 400
1	1	Samurai Warrior	2:06.57	0:28.71	62.2 (800-600)	2:06.57	1:50.35 [9]	1:37.86 [8]	1:25.22 [6]	1:12.99 [6]	1:00.62 [6]	0:48.39 [5]	0:36.50 [3]
	(5)	Gary Geran		0:36.50	800-600 (0:11.89)	(0:16.22)	(0:12.49)	(0:12.63)	(0:12.24)	(0:12.36)	(0:12.23)	(0:11.89)	(0:11.91)
2	10	Pending List	2:06.91	0:28.67	61.3 (800-600)	2:06.91	1:50.77 [6]	1:38.24 [6]	1:25.52 [7]	1:13.03 [7]	1:00.58 [7]	0:48.34 [7]	0:36.39 [7]
	(4)	Benjamin Osmond	2.0L (-1)	0:36.39	800-600 (0:11.95)	(0:16.14)	(0:12.53)	(0:12.72)	(0:12.48)	(0:12.45)	(0:12.24)	(0:11.95)	(0:12.24)
3	2	Yukanuma	2:07.03	0:28.29	59.6 (400-200)	2:07.03	1:51.15 [3]	1:38.73 [4]	1:26.10 [4]	1:13.84 [3]	1:01.42 [3]	0:49.06 [3]	0:36.86 [4]
	(1)	Archie McColm	2.7L (-5)	0:36.86	400-200 (0:12.15)	(0:15.88)	(0:12.41)	(0:12.64)	(0:12.25)	(0:12.43)	(0:12.36)	(0:12.19)	(0:12.18)
4	3	Thebarberofseville	2:07.19	0:28.94	62.5 (600-400)	2:07.19	1:51.05 [7]	1:38.25 [9]	1:25.37 [10]	1:12.88 [10]	1:00.49 [10]	0:48.30 [10]	0:36.42 [10]
	(10)	Fred Larson	3.6L (+2)	0:36.41	800-600 (0:11.89)	(0:16.14)	(0:12.80)	(0:12.88)	(0:12.49)	(0:12.39)	(0:12.19)	(0:11.89)	(0:12.03)
5	7	Sugarfire	2:07.22	0:27.89	60.6 (600-400)	2:07.22	1:51.67 [1]	1:39.33 [1]	1:26.77 [1]	1:14.48 [1]	1:02.16 [1]	0:49.82 [1]	0:37.36 [1]
	(3)	Jace McMurray	3.9L (-4)	0:37.36	600-400 (0:12.09)	(0:15.55)	(0:12.34)	(0:12.56)	(0:12.29)	(0:12.32)	(0:12.34)	(0:12.46)	(0:12.09)
6	8	Sunny Disposition	2:07.22	0:28.69	61.8 (800-600)	2:07.22	1:51.03 [8]	1:38.54 [7]	1:25.58 [8]	1:13.12 [8]	1:00.68 [8]	0:48.45 [8]	0:36.45 [9]
	(6)	Aidan Keeley	3.9L (+6)	0:36.46	800-600 (0:12.00)	(0:16.19)	(0:12.50)	(0:12.96)	(0:12.46)	(0:12.44)	(0:12.23)	(0:12.00)	(0:12.20)
7	4	Madalsa	2:07.41	0:28.38	60.5 (800-600)	2:07.41	1:51.52 [4]	1:39.04 [5]	1:26.32 [5]	1:13.88 [5]	1:01.50 [5]	0:49.21 [6]	0:37.06 [6]
	(2)	Chloe Lowe	4.9L (+7)	0:37.06	800-600 (0:12.15)	(0:15.89)	(0:12.49)	(0:12.72)	(0:12.43)	(0:12.38)	(0:12.29)	(0:12.15)	(0:12.36)
8	9	Montevecchio	2:07.59	0:28.98	60.9 (800-600)	2:07.59	1:51.20 [10]	1:38.61 [10]	1:25.82 [9]	1:13.36 [9]	1:01.02 [9]	0:48.79 [9]	0:36.83 [8]
	(9)	Micheal Hellyer	6.0L (+3)	0:36.84	800-600 (0:11.95)	(0:16.39)	(0:12.59)	(0:12.79)	(0:12.46)	(0:12.34)	(0:12.23)	(0:11.95)	(0:11.96)
9	11	Lord Protector	2:07.96	0:28.01	60.9 (1400-1200)	2:07.96	1:52.04 [5]	1:39.95 [2]	1:27.43 [2]	1:15.07 [2]	1:02.72 [2]	0:50.31 [2]	0:37.90 [2]
	(7)	Kenji Yoshida	8.2L (+4)	0:37.90	1800-1600 (0:12.09)	(0:15.92)	(0:12.09)	(0:12.52)	(0:12.36)	(0:12.35)	(0:12.40)	(0:12.41)	(0:12.49)
10	6	Michifuku	2:48.53	0:28.01	60.9 (800-600)	2:48.53	2:32.79 [2]	2:20.52 [3]	2:07.76 [3]	1:55.32 [4]	1:42.88 [4]	1:30.50 [4]	1:18.32 [5]
	(8)	Stacey Callow	246.9L (+5)	1:18.31	800-600 (0:12.18)	(0:15.74)	(0:12.27)	(0:12.76)	(0:12.44)	(0:12.44)	(0:12.38)	(0:12.18)	(0:12.53)

Scratched: Whatjeudoin' (#5), Trusty Bandit (#12)

Report Created: Thu 18 June 2026

(Note: Races are conducted over an approximate distance as close as possible to the advertised distance, and recorded data may vary accordingly. Official times refer to race times only and do not include handicap times.)

[] Position in running at each section and finish TAB# Saddle cloth number

Fastest split

:-:-- No data available at this section

BAR# Barrier/Gate Position

Fastest section

NA No data available

DNF Did not finish

DNT Did not track

DT-W Distance travelled compared to winner in metres




Dalby QLD

Race 3: LADBROKES PUNTER ASSIST MANAGE BETTING YOUR WAY BENCHMARK 65 Handicap - 2000m

18 June 2026 - 1:07PM

Track Rating: Soft 5, Weather: Fine, Rail Position: +2m 500m-300m, True Remainder



Field Times 0:24.62 0:12.61
(Race Tempo) (0:12.01) (0:12.61)

Rank	TAB#	Horse	Overall Time	First 400m	Top Speed km/h (Section)	L400	L200						
	(BAR#)	Jockey	Margin (DT-W)	Last 600m	Fastest Section (Time)	400 - 200	200 - Finish						
1	1	Samurai Warrior	2:06.57	0:28.71	62.2 (800-600)	0:24.59 [2]	0:12.61 [1]						
	(5)	Gary Geran		0:36.50	800-600 (0:11.89)	(0:11.98)	(0:12.61)						
2	10	Pending List	2:06.91	0:28.67	61.3 (800-600)	0:24.15 [8]	0:12.18 [5]						
	(4)	Benjamin Osmond	2.0L (-1)	0:36.39	800-600 (0:11.95)	(0:11.97)	(0:12.18)						
3	2	Yukanuma	2:07.03	0:28.29	59.6 (400-200)	0:24.68 [3]	0:12.53 [3]						
	(1)	Archie McColm	2.7L (-5)	0:36.86	400-200 (0:12.15)	(0:12.15)	(0:12.53)						
4	3	Thebarberofseville	2:07.19	0:28.94	62.5 (600-400)	0:24.39 [9]	0:12.25 [6]						
	(10)	Fred Larson	3.6L (+2)	0:36.41	800-600 (0:11.89)	(0:12.13)	(0:12.25)						
5	7	Sugarfire	2:07.22	0:27.89	60.6 (600-400)	0:25.27 [1]	0:13.04 [2]						
	(3)	Jace McMurray	3.9L (-4)	0:37.36	600-400 (0:12.09)	(0:12.23)	(0:13.04)						
6	8	Sunny Disposition	2:07.22	0:28.69	61.8 (800-600)	0:24.25 [10]	0:12.08 [9]						
	(6)	Aidan Keeley	3.9L (+6)	0:36.46	800-600 (0:12.00)	(0:12.18)	(0:12.08)						
7	4	Madalsa	2:07.41	0:28.38	60.5 (800-600)	0:24.70 [6]	0:12.46 [7]						
	(2)	Chloe Lowe	4.9L (+7)	0:37.06	800-600 (0:12.15)	(0:12.24)	(0:12.46)						
8	9	Montevecchio	2:07.59	0:28.98	60.9 (800-600)	0:24.88 [5]	0:12.86 [4]						
	(9)	Micheal Hellyer	6.0L (+3)	0:36.84	800-600 (0:11.95)	(0:12.02)	(0:12.86)						
9	11	Lord Protector	2:07.96	0:28.01	60.9 (1400-1200)	0:25.41 [4]	0:12.97 [8]						
	(7)	Kenji Yoshida	8.2L (+4)	0:37.90	1800-1600 (0:12.09)	(0:12.44)	(0:12.97)						
10	6	Michifuku	2:48.53	0:28.01	60.9 (800-600)	1:05.79 [7]	0:52.36 [10]						
	(8)	Stacey Callow	246.9L (+5)	1:18.31	800-600 (0:12.18)	(0:13.42)	(0:52.36)						

Scratched: Whatjeudoin' (#5), Trusty Bandit (#12)

Report Created: Thu 18 June 2026

(Note: Races are conducted over an approximate distance as close as possible to the advertised distance, and recorded data may vary accordingly. Official times refer to race times only and do not include handicap times.)

[] Position in running at each section and finish TAB# Saddle cloth number
 -:-:- No data available at this section BAR# Barrier/Gate Position
 NA No data available DNF Did not finish
 DNT Did not track DT-W Distance travelled compared to winner in metres

Fastest split
 Fastest section

data processed by TRIPLESDATA

Horse/Jockey Name	Samurai Warrior/Gary Geran
Finish Rank	1
Fastest Section Time (Section)	0:11.89 (800-600)
Top Speed [km/h] (Section)	62.2 (800-600)
Race State	Finished



Dalby QLD --Professional-2026-06-18

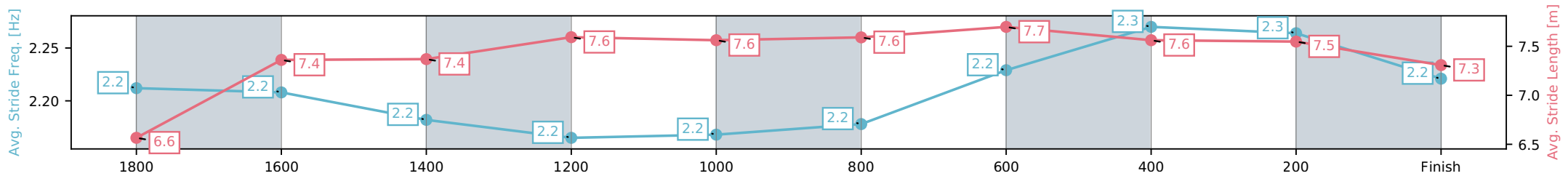
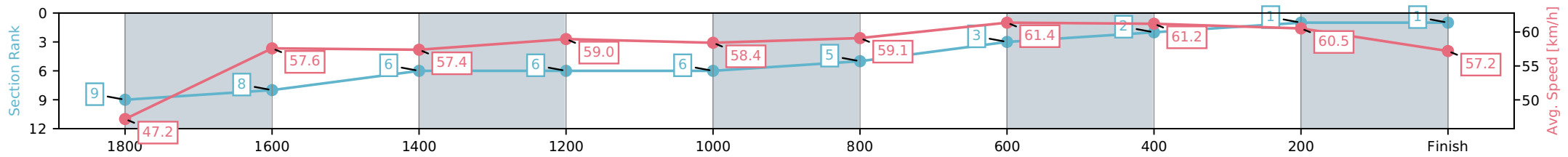
Race 3: LADBROKES PUNTER ASSIST MANAGE BETTING
YOUR WAY BENCHMARK 65 Handicap - 2000m

18 June 2026 - 1:07PM

Track Rating: Soft 5, Weather: Fine, Rail Position: +2m 500m-300m,
True Remainder



Section	L2000	L1800	L1600	L1400	L1200	L1000	L800	L600	L400	L200
Section Times	2:06.57 (0:16.22)	1:50.35 [9] (0:12.49)	1:37.86 [8] (0:12.63)	1:25.22 [6] (0:12.24)	1:12.99 [6] (0:12.36)	1:00.62 [6] (0:12.23)	0:48.39 [5] (0:11.89)	0:36.50 [3] (0:11.91)	0:24.59 [2] (0:11.98)	0:12.61 [1] (0:12.61)
Average Speed [km/h]	47.2	57.6	57.4	59.0	58.4	59.1	61.4	61.2	60.5	57.2
Top Speed [km/h]	58.6	58.2	58.3	59.5	59.2	59.8	62.2	61.7	61.3	59.4
Avg. Dist. to Rail [m]	4.1	1.3	0.9	0.6	1.2	1.1	3.1	1.9	4.6	7.9
Avg. Stride Freq. [Hz]	2.2	2.2	2.2	2.2	2.2	2.2	2.2	2.3	2.3	2.2
Avg. Stride Length [m]	6.6	7.4	7.4	7.6	7.6	7.6	7.7	7.6	7.5	7.3



- [] Ranking at each section and finish
- :-:- No data available at this section
- NA No data available

Horse/Jockey Name	Pending List/Benjamin Osmond
Finish Rank	2
Fastest Section Time (Section)	0:11.95 (800-600)
Top Speed [km/h] (Section)	61.3 (800-600)
Race State	Finished



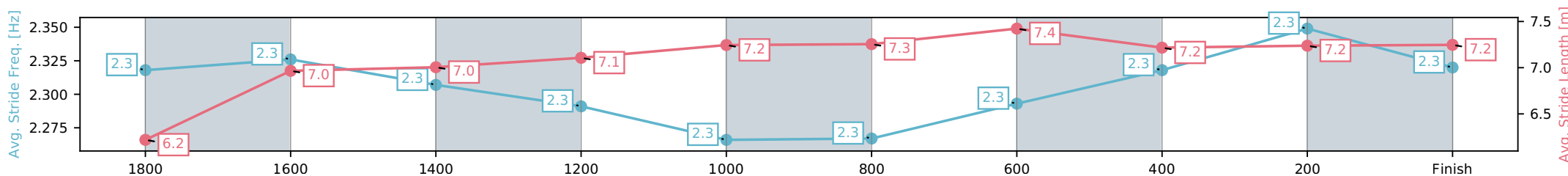
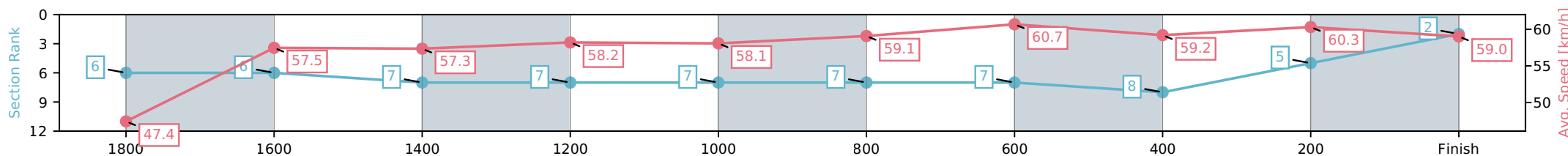
Dalby QLD --Professional-2026-06-18
 Race 3: LADBROKES PUNTER ASSIST MANAGE BETTING
 YOUR WAY BENCHMARK 65 Handicap - 2000m



18 June 2026 - 1:07PM

Track Rating: Soft 5, Weather: Fine, Rail Position: +2m 500m-300m,
 True Remainder

Section	L2000	L1800	L1600	L1400	L1200	L1000	L800	L600	L400	L200
Section Times	2:06.91 (0:16.14)	1:50.77 [6] (0:12.53)	1:38.24 [6] (0:12.72)	1:25.52 [7] (0:12.48)	1:13.03 [7] (0:12.45)	1:00.58 [7] (0:12.24)	0:48.34 [7] (0:11.95)	0:36.39 [7] (0:12.24)	0:24.15 [8] (0:11.97)	0:12.18 [5] (0:12.18)
Average Speed [km/h]	47.4	57.5	57.3	58.2	58.1	59.1	60.7	59.2	60.3	59.0
Top Speed [km/h]	58.1	58.3	58.2	59.0	58.7	59.6	61.3	60.4	60.7	60.7
Avg. Dist. to Rail [m]	5.6	2.5	1.8	1.6	2.0	2.0	1.7	0.8	2.2	4.9
Avg. Stride Freq. [Hz]	2.3	2.3	2.3	2.3	2.3	2.3	2.3	2.3	2.3	2.3
Avg. Stride Length [m]	6.2	7.0	7.0	7.1	7.2	7.3	7.4	7.2	7.2	7.2



- [] Ranking at each section and finish
- :-:- No data available at this section
- NA No data available

Horse/Jockey Name	Yukanuma/Archie McColm
Finish Rank	3
Fastest Section Time (Section)	0:12.15 (400-200)
Top Speed [km/h] (Section)	59.6 (400-200)
Race State	Finished



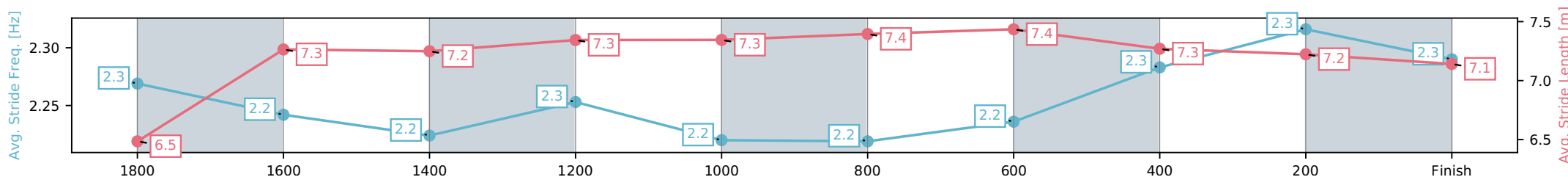
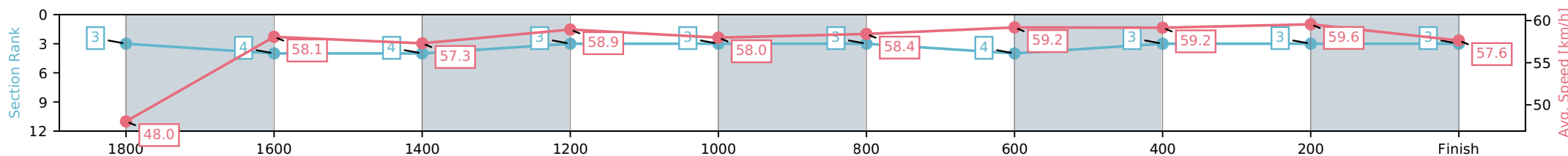
Dalby QLD --Professional-2026-06-18
 Race 3: LADBROKES PUNTER ASSIST MANAGE BETTING
 YOUR WAY BENCHMARK 65 Handicap - 2000m

18 June 2026 - 1:07PM



Track Rating: Soft 5, Weather: Fine, Rail Position: +2m 500m-300m,
 True Remainder

Section	L2000	L1800	L1600	L1400	L1200	L1000	L800	L600	L400	L200
Section Times	2:07.03 (0:15.88)	1:51.15 [3] (0:12.41)	1:38.73 [4] (0:12.64)	1:26.10 [4] (0:12.25)	1:13.84 [3] (0:12.43)	1:01.42 [3] (0:12.36)	0:49.06 [3] (0:12.19)	0:36.86 [4] (0:12.18)	0:24.68 [3] (0:12.15)	0:12.53 [3] (0:12.53)
Average Speed [km/h]	48.0	58.1	57.3	58.9	58.0	58.4	59.2	59.2	59.6	57.6
Top Speed [km/h]	57.4	58.5	58.5	59.5	58.3	58.9	59.6	59.6	59.6	59.5
Avg. Dist. to Rail [m]	3.3	1.6	0.7	0.5	0.7	0.7	0.8	0.5	3.5	8.3
Avg. Stride Freq. [Hz]	2.3	2.2	2.2	2.3	2.2	2.2	2.2	2.3	2.3	2.3
Avg. Stride Length [m]	6.5	7.3	7.2	7.3	7.3	7.4	7.4	7.3	7.2	7.1



- [] Ranking at each section and finish
- :-:- No data available at this section
- NA No data available

Horse/Jockey Name	Thebarberofseville/Fred Larson
Finish Rank	4
Fastest Section Time (Section)	0:11.89 (800-600)
Top Speed [km/h] (Section)	62.5 (600-400)
Race State	Finished



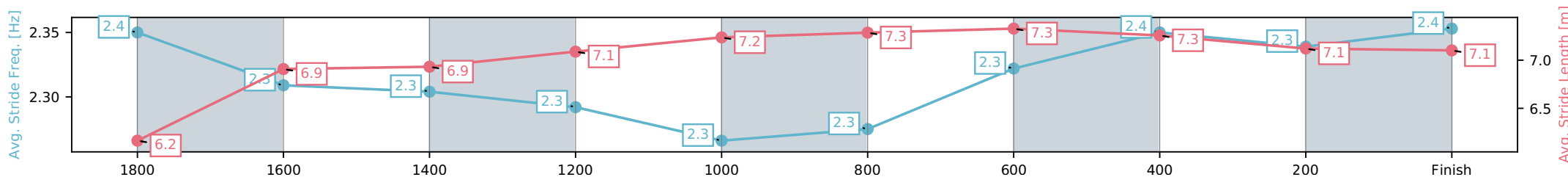
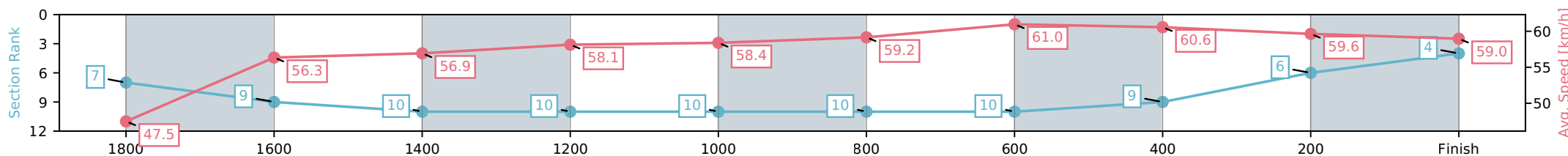
Dalby QLD --Professional-2026-06-18
 Race 3: LADBROKES PUNTER ASSIST MANAGE BETTING
 YOUR WAY BENCHMARK 65 Handicap - 2000m



18 June 2026 - 1:07PM

Track Rating: Soft 5, Weather: Fine, Rail Position: +2m 500m-300m,
 True Remainder

Section	L2000	L1800	L1600	L1400	L1200	L1000	L800	L600	L400	L200
Section Times	2:07.19 (0:16.14)	1:51.05 [7] (0:12.80)	1:38.25 [9] (0:12.88)	1:25.37 [10] (0:12.49)	1:12.88 [10] (0:12.39)	1:00.49 [10] (0:12.19)	0:48.30 [10] (0:11.89)	0:36.42 [10] (0:12.03)	0:24.39 [9] (0:12.13)	0:12.25 [6] (0:12.25)
Average Speed [km/h]	47.5	56.3	56.9	58.1	58.4	59.2	61.0	60.6	59.6	59.0
Top Speed [km/h]	59.3	58.8	58.3	59.8	59.2	59.8	62.4	62.5	60.3	60.6
Avg. Dist. to Rail [m]	10.7	4.7	2.5	1.6	1.6	1.2	1.3	1.7	3.1	6.6
Avg. Stride Freq. [Hz]	2.4	2.3	2.3	2.3	2.3	2.3	2.3	2.4	2.3	2.4
Avg. Stride Length [m]	6.2	6.9	6.9	7.1	7.2	7.3	7.3	7.3	7.1	7.1



- [] Ranking at each section and finish
- :-:- No data available at this section
- NA No data available

Horse/Jockey Name	Sugarfire/Jace McMurray
Finish Rank	5
Fastest Section Time (Section)	0:12.09 (600-400)
Top Speed [km/h] (Section)	60.6 (600-400)
Race State	Finished



Dalby QLD --Professional-2026-06-18

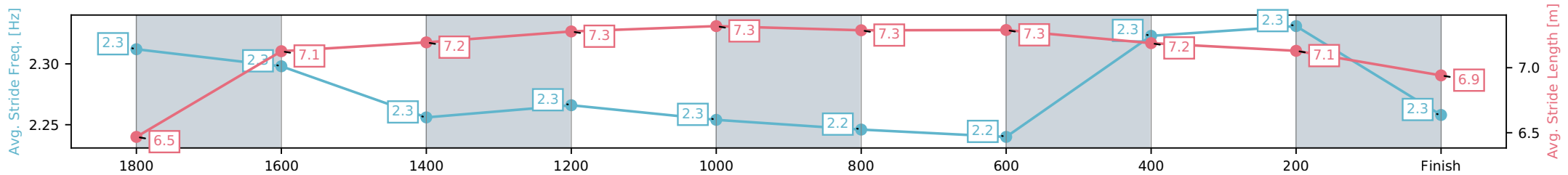
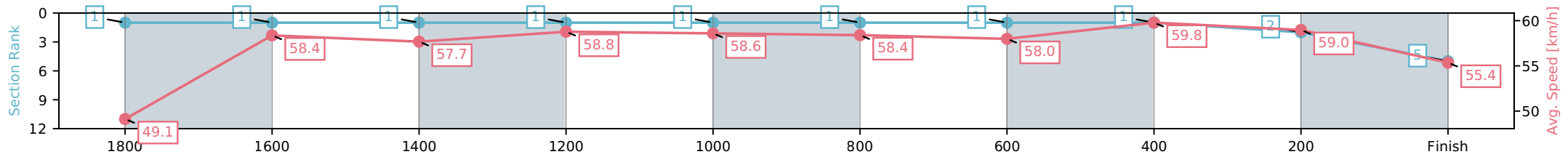
Race 3: LADBROKES PUNTER ASSIST MANAGE BETTING
YOUR WAY BENCHMARK 65 Handicap - 2000m

18 June 2026 - 1:07PM



Track Rating: Soft 5, Weather: Fine, Rail Position: +2m 500m-300m,
True Remainder

Section	L2000	L1800	L1600	L1400	L1200	L1000	L800	L600	L400	L200
Section Times	2:07.22 (0:15.55)	1:51.67 [1] (0:12.34)	1:39.33 [1] (0:12.56)	1:26.77 [1] (0:12.29)	1:14.48 [1] (0:12.32)	1:02.16 [1] (0:12.34)	0:49.82 [1] (0:12.46)	0:37.36 [1] (0:12.09)	0:25.27 [1] (0:12.23)	0:13.04 [2] (0:13.04)
Average Speed [km/h]	49.1	58.4	57.7	58.8	58.6	58.4	58.0	59.8	59.0	55.4
Top Speed [km/h]	57.6	58.7	58.7	59.4	59.1	58.6	58.9	60.6	60.3	57.3
Avg. Dist. to Rail [m]	6.0	1.8	0.9	0.7	0.7	0.7	1.0	0.5	1.4	3.3
Avg. Stride Freq. [Hz]	2.3	2.3	2.3	2.3	2.3	2.2	2.2	2.3	2.3	2.3
Avg. Stride Length [m]	6.5	7.1	7.2	7.3	7.3	7.3	7.3	7.2	7.1	6.9



- [] Ranking at each section and finish
- :-:- No data available at this section
- NA No data available

Horse/Jockey Name	Sunny Disposition/Aidan Keeley
Finish Rank	6
Fastest Section Time (Section)	0:12.00 (800-600)
Top Speed [km/h] (Section)	61.8 (800-600)
Race State	Finished



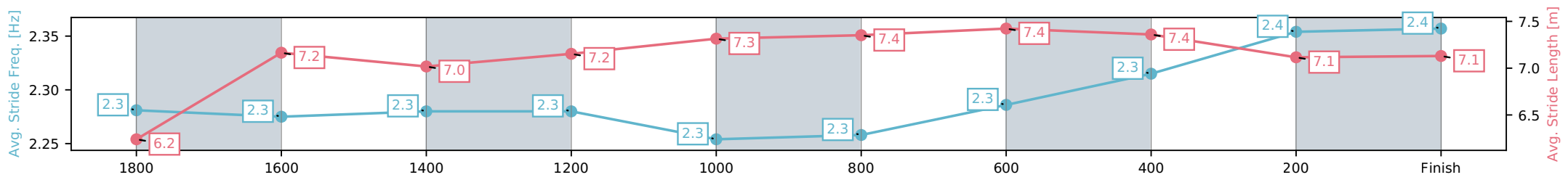
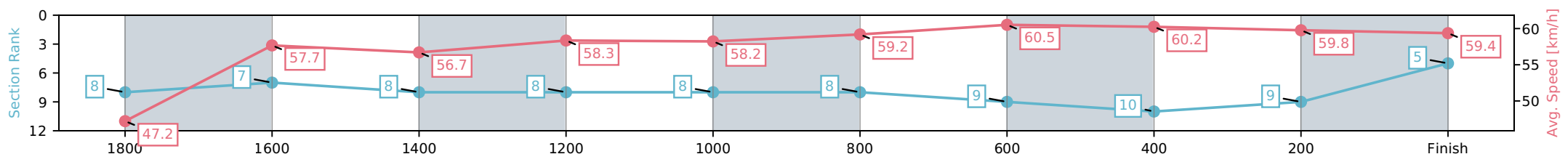
Dalby QLD --Professional-2026-06-18
 Race 3: LADBROKES PUNTER ASSIST MANAGE BETTING
 YOUR WAY BENCHMARK 65 Handicap - 2000m



18 June 2026 - 1:07PM

Track Rating: Soft 5, Weather: Fine, Rail Position: +2m 500m-300m,
 True Remainder

Section	L2000	L1800	L1600	L1400	L1200	L1000	L800	L600	L400	L200
Section Times	2:07.22 (0:16.19)	1:51.03 [8] (0:12.50)	1:38.54 [7] (0:12.96)	1:25.58 [8] (0:12.46)	1:13.12 [8] (0:12.44)	1:00.68 [8] (0:12.23)	0:48.45 [8] (0:12.00)	0:36.45 [9] (0:12.20)	0:24.25 [10] (0:12.18)	0:12.08 [9] (0:12.08)
Average Speed [km/h]	47.2	57.7	56.7	58.3	58.2	59.2	60.5	60.2	59.8	59.4
Top Speed [km/h]	58.3	58.6	58.0	59.4	59.8	60.0	61.8	61.6	60.6	60.8
Avg. Dist. to Rail [m]	6.9	3.5	2.8	1.9	2.2	2.2	2.2	2.9	6.3	9.4
Avg. Stride Freq. [Hz]	2.3	2.3	2.3	2.3	2.3	2.3	2.3	2.3	2.4	2.4
Avg. Stride Length [m]	6.2	7.2	7.0	7.2	7.3	7.4	7.4	7.4	7.1	7.1



[] Ranking at each section and finish
 -:-:- No data available at this section
 NA No data available

Horse/Jockey Name	Madalsa/Chloe Lowe
Finish Rank	7
Fastest Section Time (Section)	0:12.15 (800-600)
Top Speed [km/h] (Section)	60.5 (800-600)
Race State	Finished



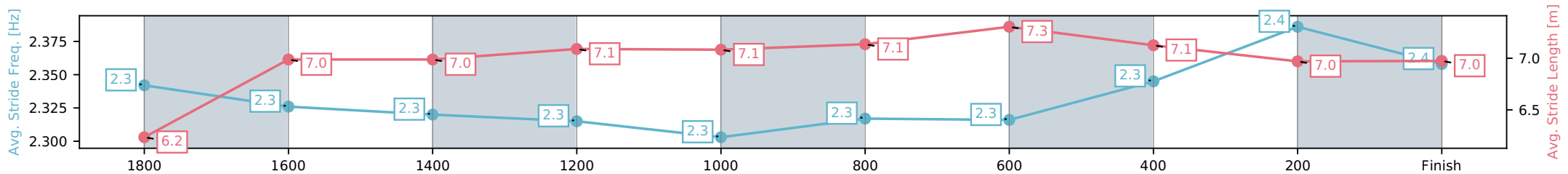
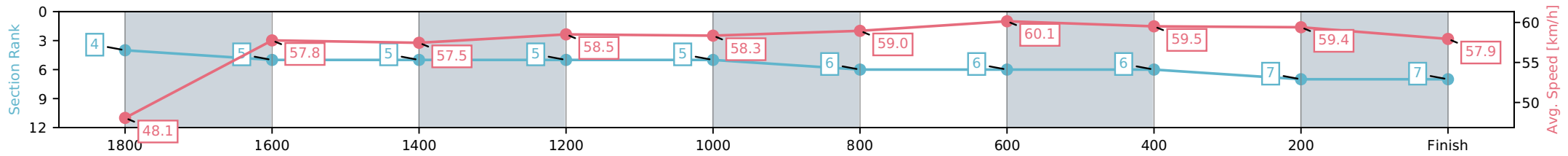
Dalby QLD --Professional-2026-06-18
 Race 3: LADBROKES PUNTER ASSIST MANAGE BETTING
 YOUR WAY BENCHMARK 65 Handicap - 2000m



18 June 2026 - 1:07PM

Track Rating: Soft 5, Weather: Fine, Rail Position: +2m 500m-300m,
 True Remainder

Section	L2000	L1800	L1600	L1400	L1200	L1000	L800	L600	L400	L200
Section Times	2:07.41 (0:15.89)	1:51.52 [4] (0:12.49)	1:39.04 [5] (0:12.72)	1:26.32 [5] (0:12.43)	1:13.88 [5] (0:12.38)	1:01.50 [5] (0:12.29)	0:49.21 [6] (0:12.15)	0:37.06 [6] (0:12.36)	0:24.70 [6] (0:12.24)	0:12.46 [7] (0:12.46)
Average Speed [km/h]	48.1	57.8	57.5	58.5	58.3	59.0	60.1	59.5	59.4	57.9
Top Speed [km/h]	57.8	58.8	57.9	59.0	58.7	59.4	60.5	60.4	59.9	59.3
Avg. Dist. to Rail [m]	4.9	3.2	2.1	1.9	2.1	2.0	3.4	3.0	5.5	8.4
Avg. Stride Freq. [Hz]	2.3	2.3	2.3	2.3	2.3	2.3	2.3	2.3	2.4	2.4
Avg. Stride Length [m]	6.2	7.0	7.0	7.1	7.1	7.1	7.3	7.1	7.0	7.0



- [] Ranking at each section and finish
- :-:- No data available at this section
- NA No data available

Horse/Jockey Name	Montevecchio/Micheal Hellyer
Finish Rank	8
Fastest Section Time (Section)	0:11.95 (800-600)
Top Speed [km/h] (Section)	60.9 (800-600)
Race State	Finished



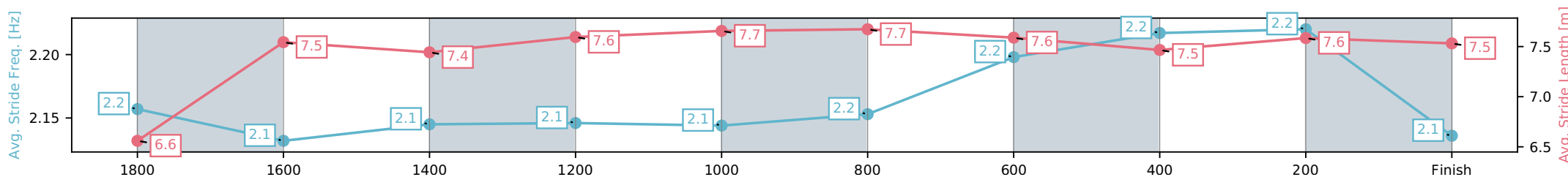
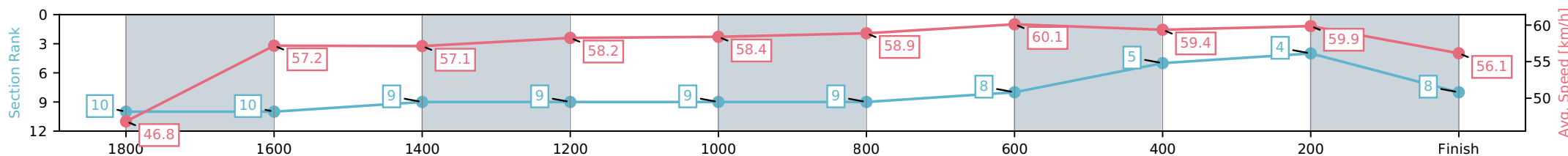
Dalby QLD --Professional-2026-06-18
 Race 3: LADBROKES PUNTER ASSIST MANAGE BETTING
 YOUR WAY BENCHMARK 65 Handicap - 2000m



18 June 2026 - 1:07PM

Track Rating: Soft 5, Weather: Fine, Rail Position: +2m 500m-300m,
 True Remainder

Section	L2000	L1800	L1600	L1400	L1200	L1000	L800	L600	L400	L200
Section Times	2:07.59 (0:16.39)	1:51.20 [10] (0:12.59)	1:38.61 [10] (0:12.79)	1:25.82 [9] (0:12.46)	1:13.36 [9] (0:12.34)	1:01.02 [9] (0:12.23)	0:48.79 [9] (0:11.95)	0:36.83 [8] (0:11.96)	0:24.88 [5] (0:12.02)	0:12.86 [4] (0:12.86)
Average Speed [km/h]	46.8	57.2	57.1	58.2	58.4	58.9	60.1	59.4	59.9	56.1
Top Speed [km/h]	58.2	58.4	57.8	59.4	59.3	59.4	60.9	59.9	60.5	59.2
Avg. Dist. to Rail [m]	8.5	2.3	2.1	1.5	0.3	0.4	0.7	1.8	1.1	3.4
Avg. Stride Freq. [Hz]	2.2	2.1	2.1	2.1	2.1	2.2	2.2	2.2	2.2	2.1
Avg. Stride Length [m]	6.6	7.5	7.4	7.6	7.7	7.7	7.6	7.5	7.6	7.5




[] Ranking at each section and finish
 -:-:- No data available at this section
 NA No data available

Horse/Jockey Name	Lord Protector/Kenji Yoshida
Finish Rank	9
Fastest Section Time (Section)	0:12.09 (1800-1600)
Top Speed [km/h] (Section)	60.9 (1400-1200)
Race State	Finished



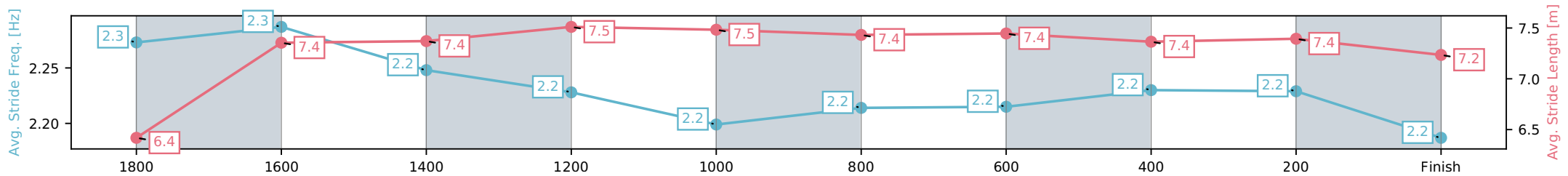
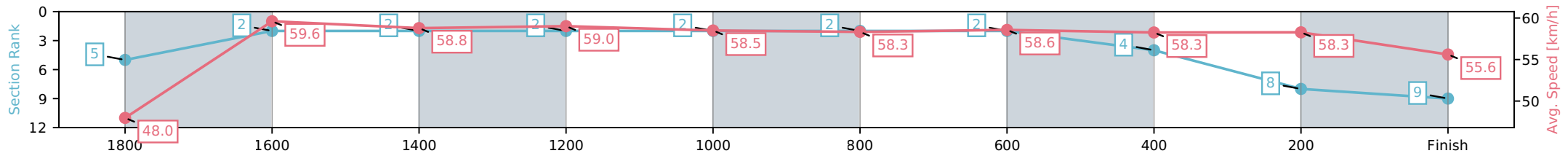
Dalby QLD --Professional-2026-06-18
 Race 3: LADBROKES PUNTER ASSIST MANAGE BETTING
 YOUR WAY BENCHMARK 65 Handicap - 2000m



18 June 2026 - 1:07PM

Track Rating: Soft 5, Weather: Fine, Rail Position: +2m 500m-300m,
 True Remainder

Section	L2000	L1800	L1600	L1400	L1200	L1000	L800	L600	L400	L200
Section Times	2:07.96 (0:15.92)	1:52.04 [5] (0:12.09)	1:39.95 [2] (0:12.52)	1:27.43 [2] (0:12.36)	1:15.07 [2] (0:12.35)	1:02.72 [2] (0:12.40)	0:50.31 [2] (0:12.41)	0:37.90 [2] (0:12.49)	0:25.41 [4] (0:12.44)	0:12.97 [8] (0:12.97)
Average Speed [km/h]	48.0	59.6	58.8	59.0	58.5	58.3	58.6	58.3	58.3	55.6
Top Speed [km/h]	59.0	60.1	60.6	60.9	58.9	58.7	58.8	58.7	58.8	57.7
Avg. Dist. to Rail [m]	8.4	4.1	3.0	2.1	2.0	2.0	2.0	1.5	4.3	7.8
Avg. Stride Freq. [Hz]	2.3	2.3	2.2	2.2	2.2	2.2	2.2	2.2	2.2	2.2
Avg. Stride Length [m]	6.4	7.4	7.4	7.5	7.5	7.4	7.4	7.4	7.4	7.2



- [] Ranking at each section and finish
- :-:- No data available at this section
- NA No data available

Horse/Jockey Name	Michifuku/Stacey Callow
Finish Rank	10
Fastest Section Time (Section)	0:12.18 (800-600)
Top Speed [km/h] (Section)	60.9 (800-600)
Race State	Finished



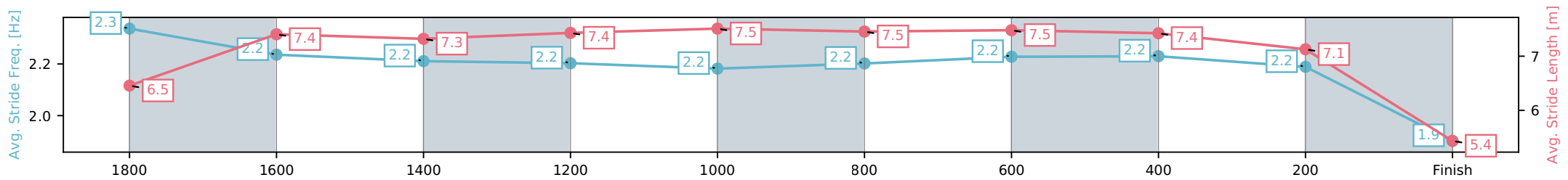
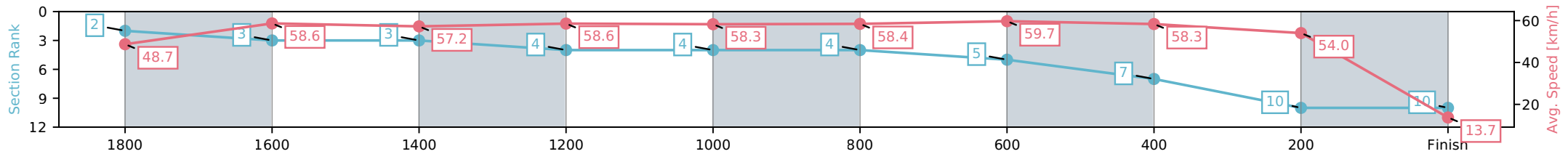
Dalby QLD --Professional-2026-06-18
 Race 3: LADBROKES PUNTER ASSIST MANAGE BETTING
 YOUR WAY BENCHMARK 65 Handicap - 2000m



18 June 2026 - 1:07PM

Track Rating: Soft 5, Weather: Fine, Rail Position: +2m 500m-300m,
 True Remainder

Section	L2000	L1800	L1600	L1400	L1200	L1000	L800	L600	L400	L200
Section Times	2:48.53 (0:15.74)	2:32.79 [2] (0:12.27)	2:20.52 [3] (0:12.76)	2:07.76 [3] (0:12.44)	1:55.32 [4] (0:12.44)	1:42.88 [4] (0:12.38)	1:30.50 [4] (0:12.18)	1:18.32 [5] (0:12.53)	1:05.79 [7] (0:13.42)	0:52.36 [10] (0:52.36)
Average Speed [km/h]	48.7	58.6	57.2	58.6	58.3	58.4	59.7	58.3	54.0	13.7
Top Speed [km/h]	60.3	60.4	57.8	59.1	58.9	58.9	60.9	60.6	58.1	40.3
Avg. Dist. to Rail [m]	9.3	3.0	1.9	2.0	2.7	2.3	2.0	2.4	4.8	6.8
Avg. Stride Freq. [Hz]	2.3	2.2	2.2	2.2	2.2	2.2	2.2	2.2	2.2	1.9
Avg. Stride Length [m]	6.5	7.4	7.3	7.4	7.5	7.5	7.5	7.4	7.1	5.4



- [] Ranking at each section and finish
- :-:- No data available at this section
- NA No data available




Dalby QLD

Race 4: LADBROKES HOW TO BET: BET TYPES TO 10 RATINGS BAND 0 - 55 Handicap - 1000m

18 June 2026 - 1:40PM

Track Rating: Soft 5, Weather: Fine, Rail Position: +2m 500m-300m, True Remainder



Field Times (Race Tempo) 0:59.52 (0:13.89) 0:45.63 (0:10.65) 0:34.98 (0:11.33) 0:23.66 (0:11.62) 0:12.04 (0:12.04)

Rank	TAB#	Horse	Overall Time	First 400m	Top Speed km/h (Section)	L1000	L800	L600	L400	L200			
	(BAR#)	Jockey	Margin (DT-W)	Last 600m	Fastest Section (Time)	Start - 800	800 - 600	600 - 400	400 - 200	200 - Finish			
1	1	Calmer Karma	0:59.52	0:24.78	67.6 (800-600)	0:59.52	0:45.55 [2]	0:34.74 [3]	0:23.48 [3]	0:12.04 [1]			
	(1)	Jess Emmerson		0:34.74	800-600 (0:10.81)	(0:13.97)	(0:10.81)	(0:11.26)	(0:11.44)	(0:12.04)			
2	4	Standlee	0:59.76	0:25.09	68.6 (800-600)	0:59.76	0:45.38 [7]	0:34.66 [6]	0:23.51 [5]	0:12.04 [4]			
	(2)	Sean Cormack	1.4L (-1)	0:34.67	800-600 (0:10.71)	(0:14.38)	(0:10.71)	(0:11.16)	(0:11.47)	(0:12.04)			
3	8	Rocky Blonde	0:59.87	0:24.54	68.2 (800-600)	0:59.87	0:45.98 [1]	0:35.33 [1]	0:24.00 [1]	0:12.33 [2]			
	(8)	Georgina Cartwright	2.1L (+1)	0:35.33	800-600 (0:10.65)	(0:13.89)	(0:10.65)	(0:11.33)	(0:11.67)	(0:12.33)			
4	3	Capiana	0:59.94	0:24.64	70.1 (800-600)	0:59.94	0:45.82 [4]	0:35.30 [2]	0:24.00 [2]	0:12.33 [3]			
	(6)	Emma Simsir	2.5L (+2)	0:35.31	800-600 (0:10.52)	(0:14.12)	(0:10.52)	(0:11.31)	(0:11.67)	(0:12.33)			
5	7	Mishani Aztec	1:00.18	0:25.15	68.5 (800-600)	1:00.18	0:45.81 [6]	0:35.03 [8]	0:23.41 [9]	0:11.91 [8]			
	(10)	Danny Peisley	3.9L (+3)	0:35.04	800-600 (0:10.78)	(0:14.37)	(0:10.78)	(0:11.63)	(0:11.50)	(0:11.91)			
6	6	Amore Sirena	1:00.25	0:24.83	67.6 (800-600)	1:00.25	0:46.20 [3]	0:35.43 [4]	0:24.10 [4]	0:12.46 [5]			
	(7)	Stacey Callow	4.3L (+1)	0:35.43	800-600 (0:10.77)	(0:14.06)	(0:10.77)	(0:11.33)	(0:11.64)	(0:12.46)			
7	10	Dubble Hussle	1:00.29	0:25.11	68.3 (800-600)	1:00.29	0:45.90 [8]	0:35.18 [7]	0:23.85 [7]	0:12.18 [6]			
	(4)	Aidan Keeley	4.6L (+2)	0:35.17	800-600 (0:10.72)	(0:14.39)	(0:10.72)	(0:11.32)	(0:11.67)	(0:12.18)			
8	9	Just Want You Back	1:00.55	0:25.28	67.9 (800-600)	1:00.55	0:46.06 [9]	0:35.26 [9]	0:23.99 [8]	0:12.35 [7]			
	(5)	Kenji Yoshida	6.1L (+2)	0:35.26	800-600 (0:10.80)	(0:14.48)	(0:10.80)	(0:11.27)	(0:11.64)	(0:12.35)			
9	5	Merchant Moon	1:01.70	0:24.88	68.7 (800-600)	1:01.70	0:47.55 [5]	0:36.82 [5]	0:25.33 [6]	0:13.30 [9]			
	(9)	Colleen Krahn	12.9L (+3)	0:36.82	800-600 (0:10.73)	(0:14.15)	(0:10.73)	(0:11.50)	(0:12.02)	(0:13.30)			
10	2	Let Loose Ladies	1:03.65	0:26.28	65.8 (800-600)	1:03.65	0:48.52 [10]	0:37.36 [10]	0:25.48 [10]	0:13.03 [10]			
	(3)	Jade Metcalfe	24.3L (+0)	0:37.36	800-600 (0:11.15)	(0:15.13)	(0:11.15)	(0:11.88)	(0:12.45)	(0:13.03)			

Scratched: Elegant Lucy (#11), Sense Of Humour (#12)

Report Created: Thu 18 June 2026

(Note: Races are conducted over an approximate distance as close as possible to the advertised distance, and recorded data may vary accordingly. Official times refer to race times only and do not include handicap times.)

[] Position in running at each section and finish TAB# Saddle cloth number

:-:-- No data available at this section

NA No data available

DNT Did not track

BAR# Barrier/Gate Position

DNF Did not finish

DT-W Distance travelled compared to winner in metres

Fastest split

Fastest section

data processed by



Horse/Jockey Name	Calmer Karma/Jess Emmerson
Finish Rank	1
Fastest Section Time (Section)	0:10.81 (800-600)
Top Speed [km/h] (Section)	67.6 (800-600)
Race State	Finished



Dalby QLD --Professional-2026-06-18

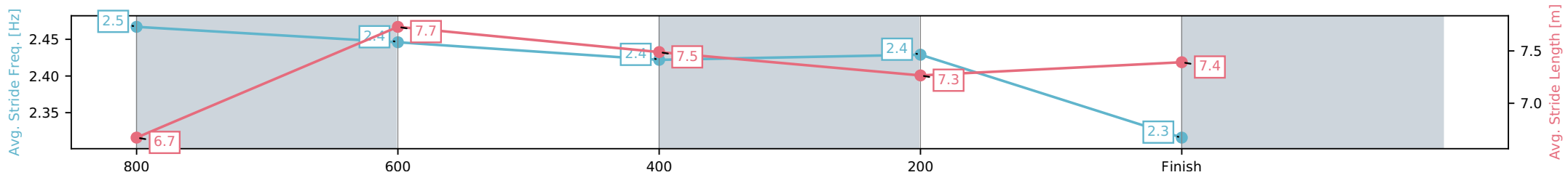
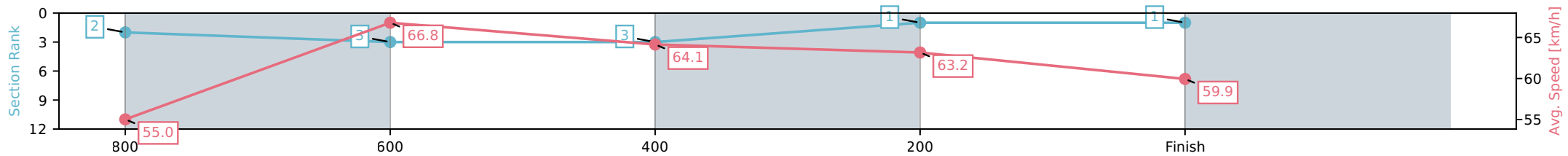
Race 4: LADBROKES HOW TO BET: BET TYPES TO 10
RATINGS BAND 0 - 55 Handicap - 1000m

18 June 2026 - 1:40PM

Track Rating: Soft 5, Weather: Fine, Rail Position: +2m 500m-300m,
True Remainder



Section	L1000	L800	L600	L400	L200
Section Times	0:59.52 (0:13.97)	0:45.55 [2] (0:10.81)	0:34.74 [3] (0:11.26)	0:23.48 [3] (0:11.44)	0:12.04 [1] (0:12.04)
Average Speed [km/h]	55.0	66.8	64.1	63.2	59.9
Top Speed [km/h]	67.0	67.6	66.2	64.7	63.6
Avg. Dist. to Rail [m]	2.5	2.5	1.2	3.5	5.9
Avg. Stride Freq. [Hz]	2.5	2.4	2.4	2.4	2.3
Avg. Stride Length [m]	6.7	7.7	7.5	7.3	7.4



- [] Ranking at each section and finish
- :-:- No data available at this section
- NA No data available

Horse/Jockey Name	Standlee/Sean Cormack
Finish Rank	2
Fastest Section Time (Section)	0:10.71 (800-600)
Top Speed [km/h] (Section)	68.6 (800-600)
Race State	Finished



Dalby QLD --Professional-2026-06-18

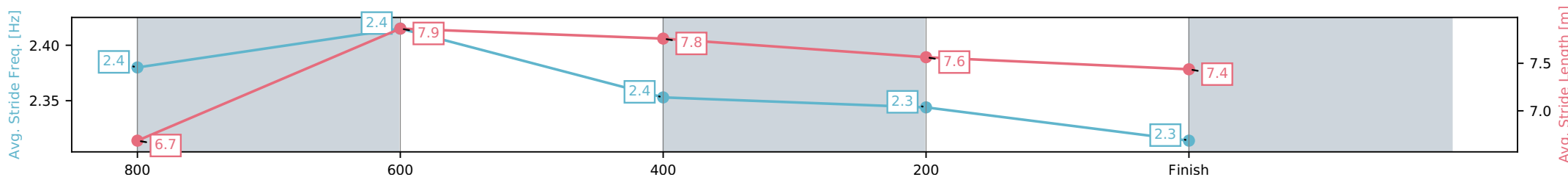
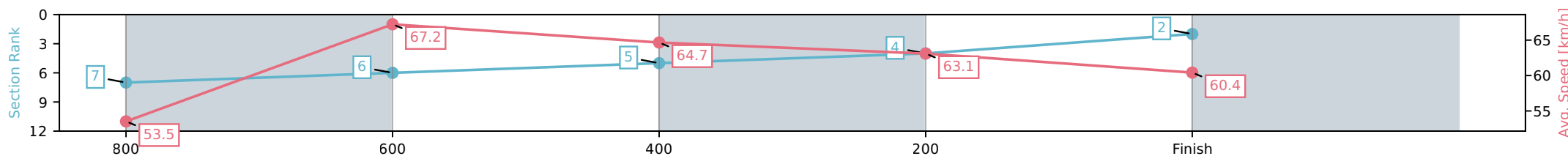
Race 4: LADBROKES HOW TO BET: BET TYPES TO 10
RATINGS BAND 0 - 55 Handicap - 1000m

18 June 2026 - 1:40PM

Track Rating: Soft 5, Weather: Fine, Rail Position: +2m 500m-300m,
True Remainder



Section	L1000	L800	L600	L400	L200
Section Times	0:59.76 (0:14.38)	0:45.38 [7] (0:10.71)	0:34.66 [6] (0:11.16)	0:23.51 [5] (0:11.47)	0:12.04 [4] (0:12.04)
Average Speed [km/h]	53.5	67.2	64.7	63.1	60.4
Top Speed [km/h]	68.0	68.6	66.1	63.6	62.6
Avg. Dist. to Rail [m]	2.5	2.5	1.1	2.9	4.4
Avg. Stride Freq. [Hz]	2.4	2.4	2.4	2.3	2.3
Avg. Stride Length [m]	6.7	7.9	7.8	7.6	7.4



- [] Ranking at each section and finish
- :-:- No data available at this section
- NA No data available

Horse/Jockey Name	Rocky Blonde/Georgina Cartwright
Finish Rank	3
Fastest Section Time (Section)	0:10.65 (800-600)
Top Speed [km/h] (Section)	68.2 (800-600)
Race State	Finished



Dalby QLD --Professional-2026-06-18

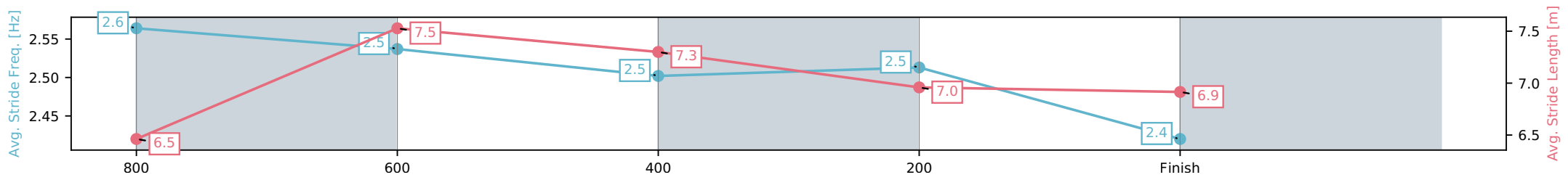
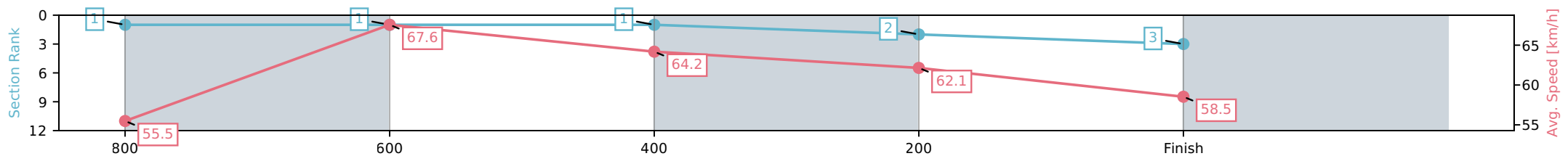
Race 4: LADBROKES HOW TO BET: BET TYPES TO 10
RATINGS BAND 0 - 55 Handicap - 1000m

18 June 2026 - 1:40PM

Track Rating: Soft 5, Weather: Fine, Rail Position: +2m 500m-300m,
True Remainder



Section	L1000	L800	L600	L400	L200
Section Times	0:59.87 (0:13.89)	0:45.98 [1] (0:10.65)	0:35.33 [1] (0:11.33)	0:24.00 [1] (0:11.67)	0:12.33 [2] (0:12.33)
Average Speed [km/h]	55.5	67.6	64.2	62.1	58.5
Top Speed [km/h]	67.9	68.2	66.5	62.8	61.7
Avg. Dist. to Rail [m]	6.2	3.0	2.0	4.5	7.3
Avg. Stride Freq. [Hz]	2.6	2.5	2.5	2.5	2.4
Avg. Stride Length [m]	6.5	7.5	7.3	7.0	6.9



[] Ranking at each section and finish
 -:-:- No data available at this section
 NA No data available

Horse/Jockey Name	Capiana/Emma Simsir
Finish Rank	4
Fastest Section Time (Section)	0:10.52 (800-600)
Top Speed [km/h] (Section)	70.1 (800-600)
Race State	Finished



Dalby QLD --Professional-2026-06-18

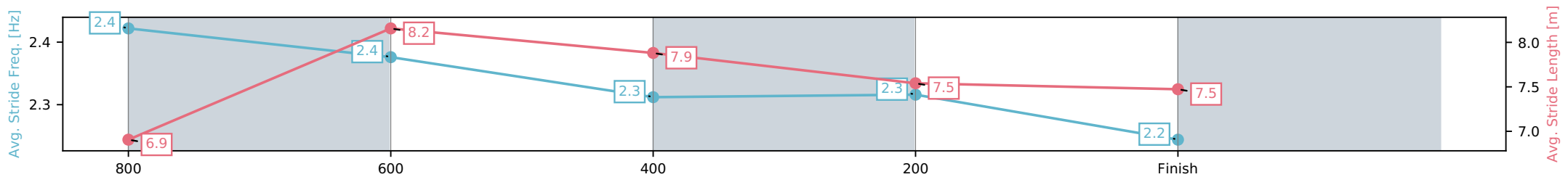
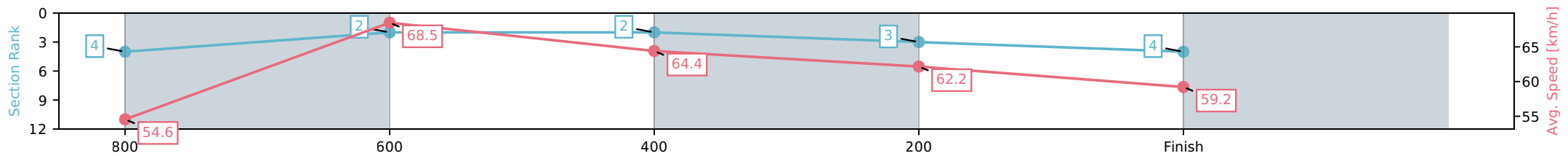
Race 4: LADBROKES HOW TO BET: BET TYPES TO 10
RATINGS BAND 0 - 55 Handicap - 1000m

18 June 2026 - 1:40PM

Track Rating: Soft 5, Weather: Fine, Rail Position: +2m 500m-300m,
True Remainder



Section	L1000	L800	L600	L400	L200
Section Times	0:59.94 (0:14.12)	0:45.82 [4] (0:10.52)	0:35.30 [2] (0:11.31)	0:24.00 [2] (0:11.67)	0:12.33 [3] (0:12.33)
Average Speed [km/h]	54.6	68.5	64.4	62.2	59.2
Top Speed [km/h]	69.0	70.1	66.1	62.9	61.4
Avg. Dist. to Rail [m]	6.2	5.3	2.9	3.8	7.8
Avg. Stride Freq. [Hz]	2.4	2.4	2.3	2.3	2.2
Avg. Stride Length [m]	6.9	8.2	7.9	7.5	7.5



- [] Ranking at each section and finish
- :-:- No data available at this section
- NA No data available

Horse/Jockey Name	Mishani Aztec/Danny Peisley
Finish Rank	5
Fastest Section Time (Section)	0:10.78 (800-600)
Top Speed [km/h] (Section)	68.5 (800-600)
Race State	Finished



Dalby QLD --Professional-2026-06-18

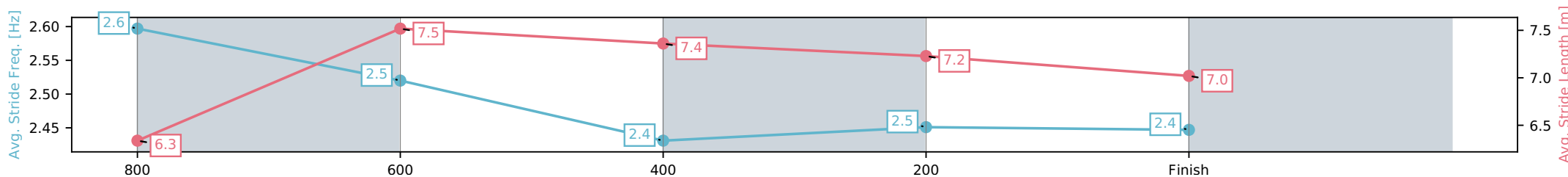
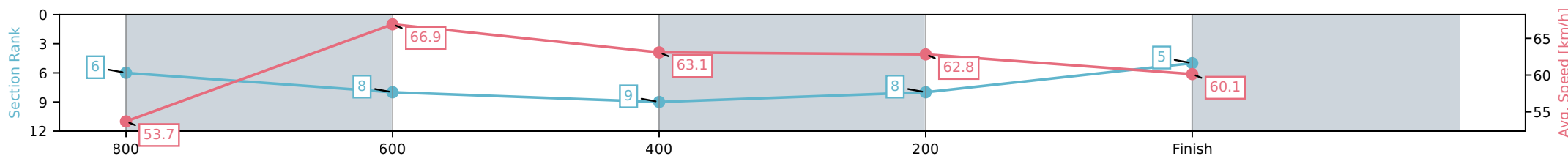
Race 4: LADBROKES HOW TO BET: BET TYPES TO 10
RATINGS BAND 0 - 55 Handicap - 1000m

18 June 2026 - 1:40PM



Track Rating: Soft 5, Weather: Fine, Rail Position: +2m 500m-300m,
True Remainder

Section	L1000	L800	L600	L400	L200
Section Times	1:00.18 (0:14.37)	0:45.81 [6] (0:10.78)	0:35.03 [8] (0:11.63)	0:23.41 [9] (0:11.50)	0:11.91 [8] (0:11.91)
Average Speed [km/h]	53.7	66.9	63.1	62.8	60.1
Top Speed [km/h]	67.4	68.5	65.6	63.9	62.5
Avg. Dist. to Rail [m]	9.1	4.9	4.0	2.1	3.9
Avg. Stride Freq. [Hz]	2.6	2.5	2.4	2.5	2.4
Avg. Stride Length [m]	6.3	7.5	7.4	7.2	7.0



- [] Ranking at each section and finish
- :-:- No data available at this section
- NA No data available

Horse/Jockey Name	Amore Sirena/Stacey Callow
Finish Rank	6
Fastest Section Time (Section)	0:10.77 (800-600)
Top Speed [km/h] (Section)	67.6 (800-600)
Race State	Finished



Dalby QLD --Professional-2026-06-18

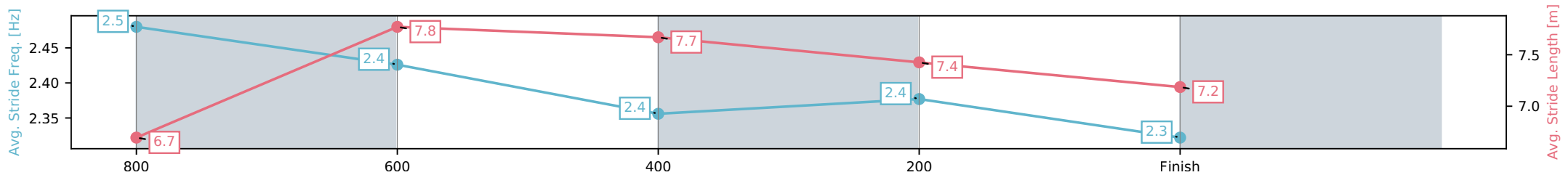
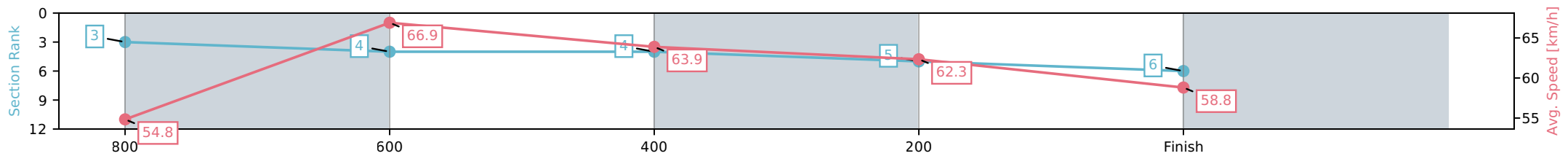
Race 4: LADBROKES HOW TO BET: BET TYPES TO 10
RATINGS BAND 0 - 55 Handicap - 1000m

18 June 2026 - 1:40PM

Track Rating: Soft 5, Weather: Fine, Rail Position: +2m 500m-300m,
True Remainder



Section	L1000	L800	L600	L400	L200
Section Times	1:00.25 (0:14.06)	0:46.20 [3] (0:10.77)	0:35.43 [4] (0:11.33)	0:24.10 [4] (0:11.64)	0:12.46 [5] (0:12.46)
Average Speed [km/h]	54.8	66.9	63.9	62.3	58.8
Top Speed [km/h]	66.3	67.6	66.4	63.6	61.2
Avg. Dist. to Rail [m]	4.7	3.3	1.8	5.3	10.9
Avg. Stride Freq. [Hz]	2.5	2.4	2.4	2.4	2.3
Avg. Stride Length [m]	6.7	7.8	7.7	7.4	7.2



- [] Ranking at each section and finish
- :-:- No data available at this section
- NA No data available

Horse/Jockey Name	Dubble Hussle/Aidan Keeley
Finish Rank	7
Fastest Section Time (Section)	0:10.72 (800-600)
Top Speed [km/h] (Section)	68.3 (800-600)
Race State	Finished



Dalby QLD --Professional-2026-06-18

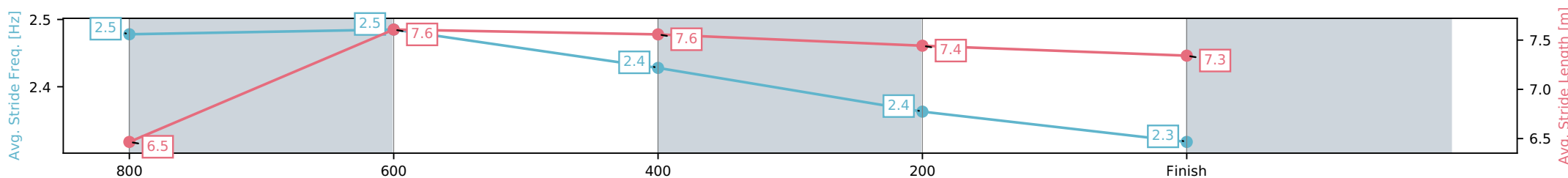
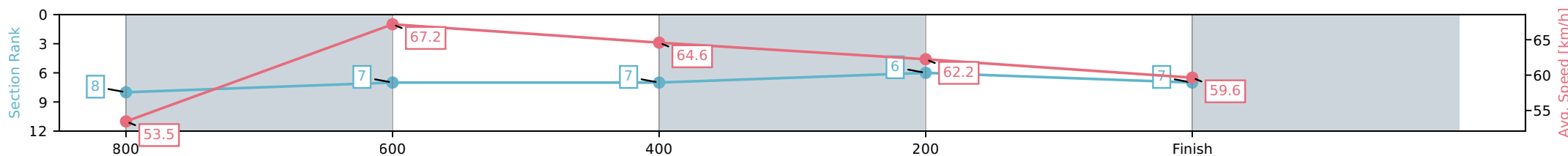
Race 4: LADBROKES HOW TO BET: BET TYPES TO 10
RATINGS BAND 0 - 55 Handicap - 1000m

18 June 2026 - 1:40PM

Track Rating: Soft 5, Weather: Fine, Rail Position: +2m 500m-300m,
True Remainder



Section	L1000	L800	L600	L400	L200
Section Times	1:00.29 (0:14.39)	0:45.90 [8] (0:10.72)	0:35.18 [7] (0:11.32)	0:23.85 [7] (0:11.67)	0:12.18 [6] (0:12.18)
Average Speed [km/h]	53.5	67.2	64.6	62.2	59.6
Top Speed [km/h]	67.7	68.3	66.8	63.1	61.1
Avg. Dist. to Rail [m]	4.0	3.7	3.3	4.7	7.2
Avg. Stride Freq. [Hz]	2.5	2.5	2.4	2.4	2.3
Avg. Stride Length [m]	6.5	7.6	7.6	7.4	7.3



- [] Ranking at each section and finish
- :-:- No data available at this section
- NA No data available

Horse/Jockey Name	Just Want You Back/Kenji Yoshida
Finish Rank	8
Fastest Section Time (Section)	0:10.80 (800-600)
Top Speed [km/h] (Section)	67.9 (800-600)
Race State	Finished



Dalby QLD --Professional-2026-06-18

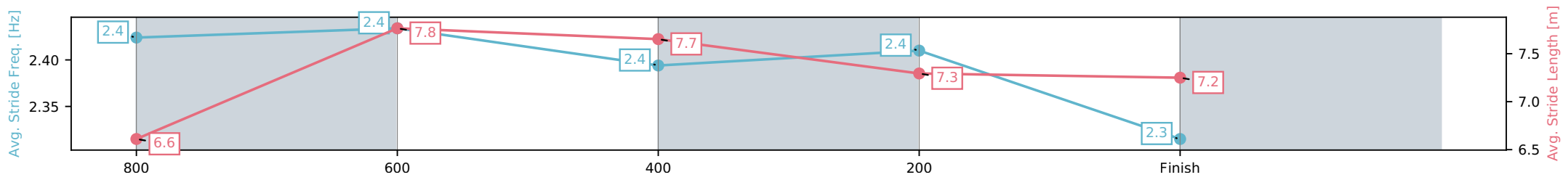
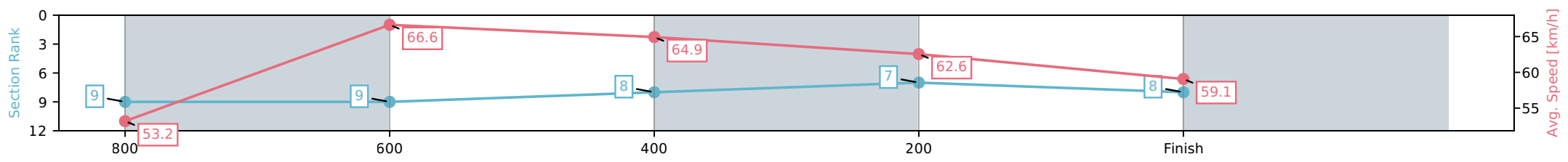
Race 4: LADBROKES HOW TO BET: BET TYPES TO 10
RATINGS BAND 0 - 55 Handicap - 1000m

18 June 2026 - 1:40PM



Track Rating: Soft 5, Weather: Fine, Rail Position: +2m 500m-300m,
True Remainder

Section	L1000	L800	L600	L400	L200
Section Times	1:00.55 (0:14.48)	0:46.06 [9] (0:10.80)	0:35.26 [9] (0:11.27)	0:23.99 [8] (0:11.64)	0:12.35 [7] (0:12.35)
Average Speed [km/h]	53.2	66.6	64.9	62.6	59.1
Top Speed [km/h]	66.9	67.9	66.0	63.8	61.6
Avg. Dist. to Rail [m]	5.3	5.0	3.5	5.7	8.5
Avg. Stride Freq. [Hz]	2.4	2.4	2.4	2.4	2.3
Avg. Stride Length [m]	6.6	7.8	7.7	7.3	7.2



[] Ranking at each section and finish
 -:-:- No data available at this section
 NA No data available

Horse/Jockey Name	Merchant Moon/Colleen Krahen
Finish Rank	9
Fastest Section Time (Section)	0:10.73 (800-600)
Top Speed [km/h] (Section)	68.7 (800-600)
Race State	Finished



Dalby QLD --Professional-2026-06-18

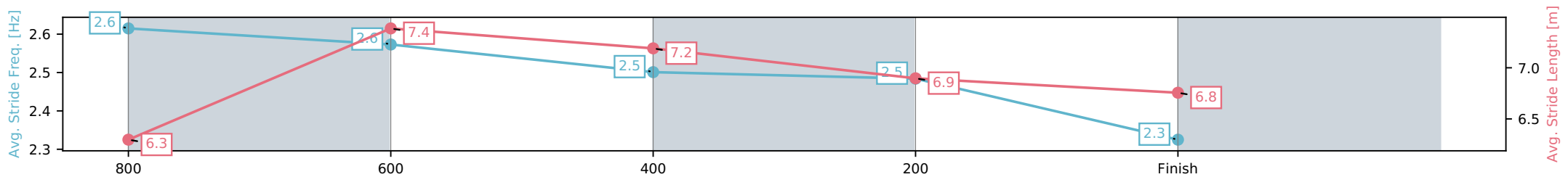
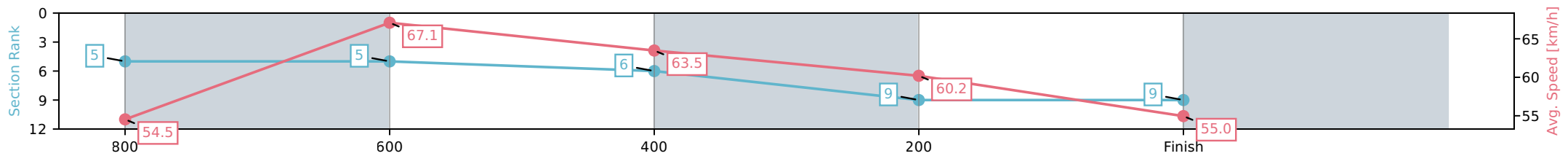
Race 4: LADBROKES HOW TO BET: BET TYPES TO 10
RATINGS BAND 0 - 55 Handicap - 1000m

18 June 2026 - 1:40PM

Track Rating: Soft 5, Weather: Fine, Rail Position: +2m 500m-300m,
True Remainder



Section	L1000	L800	L600	L400	L200
Section Times	1:01.70 (0:14.15)	0:47.55 [5] (0:10.73)	0:36.82 [5] (0:11.50)	0:25.33 [6] (0:12.02)	0:13.30 [9] (0:13.30)
Average Speed [km/h]	54.5	67.1	63.5	60.2	55.0
Top Speed [km/h]	68.2	68.7	65.4	62.5	57.7
Avg. Dist. to Rail [m]	8.3	5.4	2.9	4.2	8.5
Avg. Stride Freq. [Hz]	2.6	2.6	2.5	2.5	2.3
Avg. Stride Length [m]	6.3	7.4	7.2	6.9	6.8



- [] Ranking at each section and finish
- :-:- No data available at this section
- NA No data available

Horse/Jockey Name	Let Loose Ladies/Jade Metcalfe
Finish Rank	10
Fastest Section Time (Section)	0:11.15 (800-600)
Top Speed [km/h] (Section)	65.8 (800-600)
Race State	Finished



Dalby QLD --Professional-2026-06-18

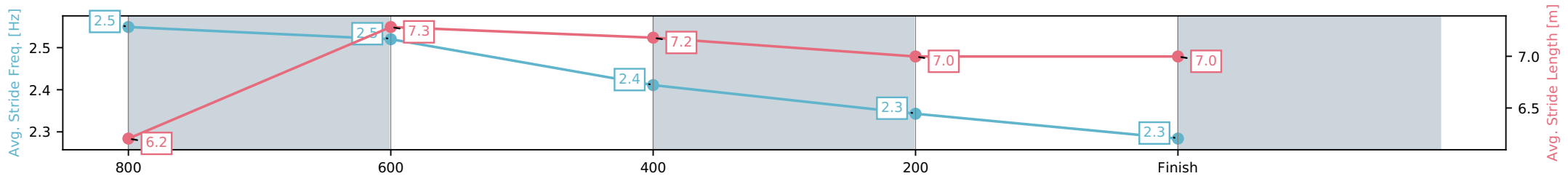
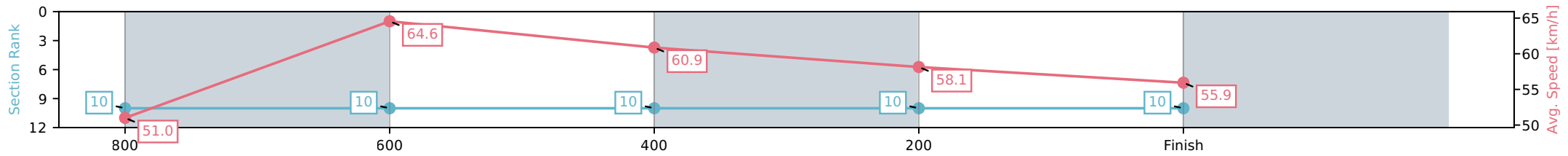
Race 4: LADBROKES HOW TO BET: BET TYPES TO 10
RATINGS BAND 0 - 55 Handicap - 1000m

18 June 2026 - 1:40PM



Track Rating: Soft 5, Weather: Fine, Rail Position: +2m 500m-300m,
True Remainder

Section	L1000	L800	L600	L400	L200
Section Times	1:03.65 (0:15.13)	0:48.52 [10] (0:11.15)	0:37.36 [10] (0:11.88)	0:25.48 [10] (0:12.45)	0:13.03 [10] (0:13.03)
Average Speed [km/h]	51.0	64.6	60.9	58.1	55.9
Top Speed [km/h]	63.9	65.8	63.1	59.3	57.5
Avg. Dist. to Rail [m]	4.6	4.9	1.8	2.7	4.7
Avg. Stride Freq. [Hz]	2.5	2.5	2.4	2.3	2.3
Avg. Stride Length [m]	6.2	7.3	7.2	7.0	7.0



- [] Ranking at each section and finish
- :-:- No data available at this section
- NA No data available




Dalby QLD

Race 5: LADBROKES HOW TO BET RATINGS BAND 0 - 55 Handicap - 1000m

18 June 2026 - 2:18PM

Track Rating: Soft 5, Weather: Fine, Rail Position: +2m 500m-300m, True Remainder



Field Times (Race Tempo) 0:59.50 (0:13.93) 0:45.57 (0:10.66) 0:34.90 (0:11.30) 0:23.61 (0:11.60) 0:12.01 (0:12.01)

Rank	TAB#	Horse	Overall Time	First 400m	Top Speed km/h (Section)	L1000	L800	L600	L400	L200			
	(BAR#)	Jockey	Margin (DT-W)	Last 600m	Fastest Section (Time)	Start - 800	800 - 600	600 - 400	400 - 200	200 - Finish			
1	3	Coincide	0:59.50	0:24.85	69.7 (800-600)	0:59.50	0:45.24 [6]	0:34.65 [5]	0:23.40 [5]	0:11.89 [2]			
	(8)	Colleen Krahen		0:34.66	800-600 (0:10.59)	(0:14.26)	(0:10.59)	(0:11.25)	(0:11.52)	(0:11.89)			
2	2	Zanjeer	0:59.75	0:25.04	68.2 (800-600)	0:59.75	0:45.49 [5]	0:34.71 [7]	0:23.35 [7]	0:11.83 [6]			
	(3)	Jaden Lloyd	1.5L (+0)	0:34.72	800-600 (0:10.78)	(0:14.26)	(0:10.78)	(0:11.36)	(0:11.53)	(0:11.83)			
3	5	Flitgrove	0:59.77	0:24.63	68.5 (800-600)	0:59.77	0:45.79 [2]	0:35.14 [2]	0:23.87 [2]	0:12.28 [1]			
	(4)	Olivia Kendal	1.6L (-1)	0:35.15	800-600 (0:10.65)	(0:13.98)	(0:10.65)	(0:11.28)	(0:11.59)	(0:12.28)			
4	8	Playful Puzzle	0:59.88	0:25.30	67.6 (1000 - 800)	0:59.88	0:45.48 [9]	0:34.58 [8]	0:23.12 [9]	0:11.50 [9]			
	(5)	Kayla Barker	2.2L (+3)	0:34.58	800-600 (0:10.90)	(0:14.40)	(0:10.90)	(0:11.46)	(0:11.62)	(0:11.50)			
5	1	Paper Cowboy	1:00.06	0:24.86	67.9 (800-600)	1:00.06	0:45.93 [4]	0:35.20 [6]	0:23.94 [6]	0:12.34 [3]			
	(7)	Sean Cormack	3.3L (-2)	0:35.21	800-600 (0:10.73)	(0:14.13)	(0:10.73)	(0:11.27)	(0:11.60)	(0:12.34)			
6	7	Extra Hands	1:00.14	0:25.34	67.7 (1000 - 800)	1:00.14	0:45.79 [8]	0:34.80 [9]	0:23.57 [8]	0:12.01 [8]			
	(2)	Jade Metcalfe	3.8L (-1)	0:34.81	800-600 (0:10.99)	(0:14.35)	(0:10.99)	(0:11.24)	(0:11.56)	(0:12.01)			
7	4	Xuanfeng	1:00.35	0:24.76	68.1 (800-600)	1:00.35	0:46.29 [3]	0:35.59 [4]	0:24.29 [4]	0:12.48 [5]			
	(6)	Paul Hamblin	5.0L (+2)	0:35.59	800-600 (0:10.70)	(0:14.06)	(0:10.70)	(0:11.30)	(0:11.81)	(0:12.48)			
8	9	Super Exceptional	1:00.57	0:24.69	70.6 (800-600)	1:00.57	0:46.23 [7]	0:35.88 [3]	0:24.68 [1]	0:12.79 [4]			
	(9)	Fred Larson	6.3L (+2)	0:35.88	800-600 (0:10.35)	(0:14.34)	(0:10.35)	(0:11.21)	(0:11.88)	(0:12.79)			
9	6	Launch Sequence	1:01.19	0:24.59	69.2 (800-600)	1:01.19	0:47.26 [1]	0:36.59 [1]	0:25.19 [3]	0:13.07 [7]			
	(1)	Mitch Goring	9.9L (-3)	0:36.59	800-600 (0:10.66)	(0:13.93)	(0:10.66)	(0:11.40)	(0:12.12)	(0:13.07)			

Scratched: Peach Galantes (#10), Spring Bird (#11), I'm A Chocoholic (#12)

Report Created: Thu 18 June 2026

(Note: Races are conducted over an approximate distance as close as possible to the advertised distance, and recorded data may vary accordingly. Official times refer to race times only and do not include handicap times.)

[] Position in running at each section and finish TAB# Saddle cloth number
 -:-:- No data available at this section BAR# Barrier/Gate Position
 NA No data available DNF Did not finish
 DNT Did not track DT-W Distance travelled compared to winner in metres


Fastest split
 Fastest section

data processed by TRIPLES DATA

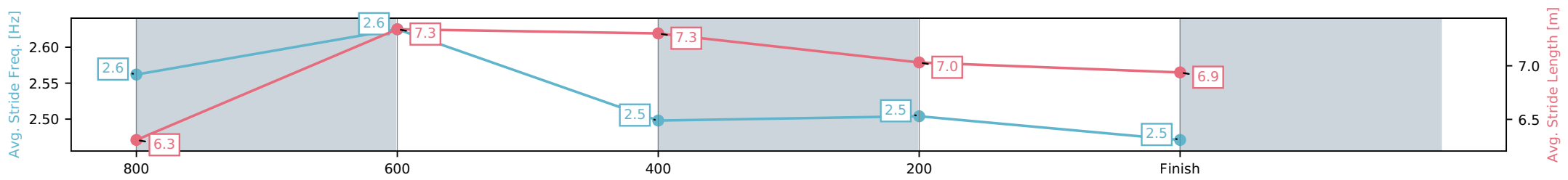
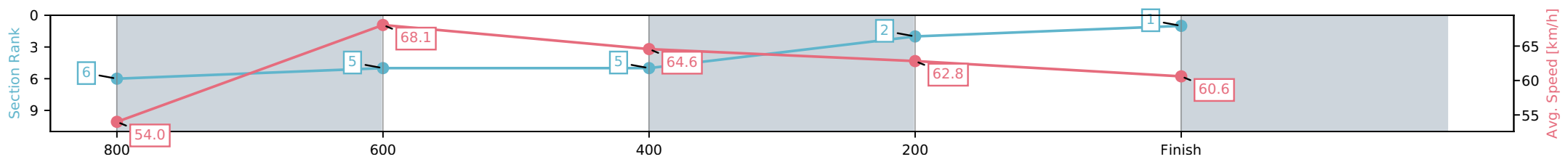
Horse/Jockey Name	Coincide/Colleen Krahen
Finish Rank	1
Fastest Section Time (Section)	0:10.59 (800-600)
Top Speed [km/h] (Section)	69.7 (800-600)
Race State	Finished



Dalby QLD --Professional-2026-06-18
 Race 5: LADBROKES HOW TO BET RATINGS BAND 0 - 55
 Handicap - 1000m
 18 June 2026 - 2:18PM
 Track Rating: Soft 5, Weather: Fine, Rail Position: +2m 500m-300m,
 True Remainder



Section	L1000	L800	L600	L400	L200
Section Times	0:59.50 (0:14.26)	0:45.24 [6] (0:10.59)	0:34.65 [5] (0:11.25)	0:23.40 [5] (0:11.52)	0:11.89 [2] (0:11.89)
Average Speed [km/h]	54.0	68.1	64.6	62.8	60.6
Top Speed [km/h]	69.3	69.7	65.6	63.5	62.2
Avg. Dist. to Rail [m]	9.4	5.6	2.2	3.3	6.5
Avg. Stride Freq. [Hz]	2.6	2.6	2.5	2.5	2.5
Avg. Stride Length [m]	6.3	7.3	7.3	7.0	6.9



[] Ranking at each section and finish
 -:-:- No data available at this section
 NA No data available

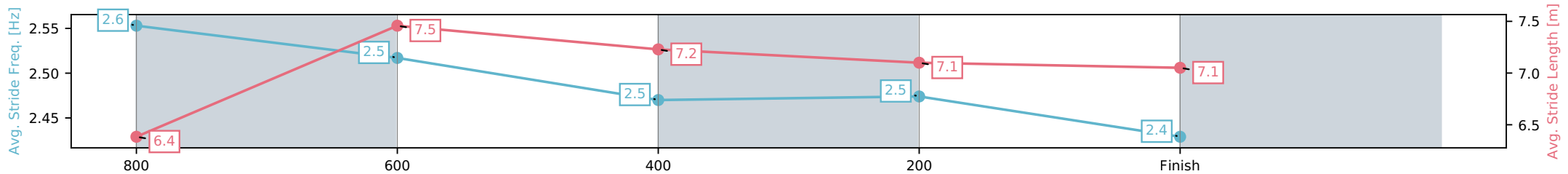
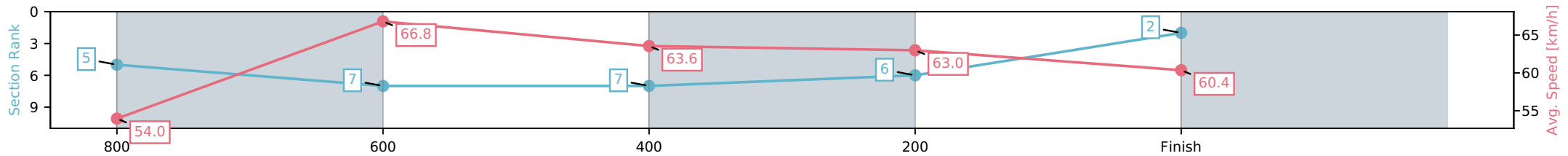
Horse/Jockey Name	Zanjeer/Jaden Lloyd
Finish Rank	2
Fastest Section Time (Section)	0:10.78 (800-600)
Top Speed [km/h] (Section)	68.2 (800-600)
Race State	Finished



Dalby QLD --Professional-2026-06-18
 Race 5: LADBROKES HOW TO BET RATINGS BAND 0 - 55
 Handicap - 1000m
 18 June 2026 - 2:18PM
 Track Rating: Soft 5, Weather: Fine, Rail Position: +2m 500m-300m,
 True Remainder



Section	L1000	L800	L600	L400	L200
Section Times	0:59.75 (0:14.26)	0:45.49 [5] (0:10.78)	0:34.71 [7] (0:11.36)	0:23.35 [7] (0:11.53)	0:11.83 [6] (0:11.83)
Average Speed [km/h]	54.0	66.8	63.6	63.0	60.4
Top Speed [km/h]	68.0	68.2	65.5	63.4	63.0
Avg. Dist. to Rail [m]	6.4	2.5	0.9	4.7	6.8
Avg. Stride Freq. [Hz]	2.6	2.5	2.5	2.5	2.4
Avg. Stride Length [m]	6.4	7.5	7.2	7.1	7.1




- [] Ranking at each section and finish
- :-:- No data available at this section
- NA No data available

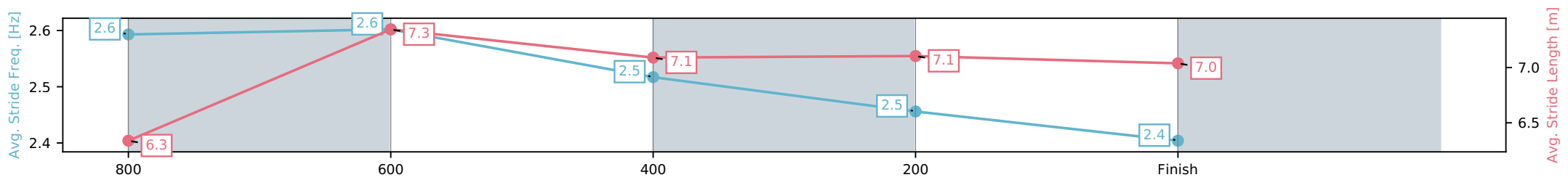
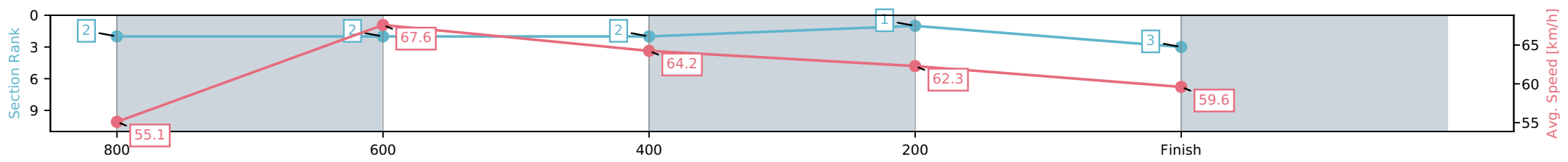
Horse/Jockey Name	Flitgrove/Olivia Kendal
Finish Rank	3
Fastest Section Time (Section)	0:10.65 (800-600)
Top Speed [km/h] (Section)	68.5 (800-600)
Race State	Finished



Dalby QLD --Professional-2026-06-18
 Race 5: LADBROKES HOW TO BET RATINGS BAND 0 - 55
 Handicap - 1000m
 18 June 2026 - 2:18PM
 Track Rating: Soft 5, Weather: Fine, Rail Position: +2m 500m-300m,
 True Remainder



Section	L1000	L800	L600	L400	L200
Section Times	0:59.77 (0:13.98)	0:45.79 [2] (0:10.65)	0:35.14 [2] (0:11.28)	0:23.87 [2] (0:11.59)	0:12.28 [1] (0:12.28)
Average Speed [km/h]	55.1	67.6	64.2	62.3	59.6
Top Speed [km/h]	68.2	68.5	66.5	62.7	61.2
Avg. Dist. to Rail [m]	6.7	3.5	1.6	2.9	4.9
Avg. Stride Freq. [Hz]	2.6	2.6	2.5	2.5	2.4
Avg. Stride Length [m]	6.3	7.3	7.1	7.1	7.0



[] Ranking at each section and finish
 -:-:- No data available at this section
 NA No data available

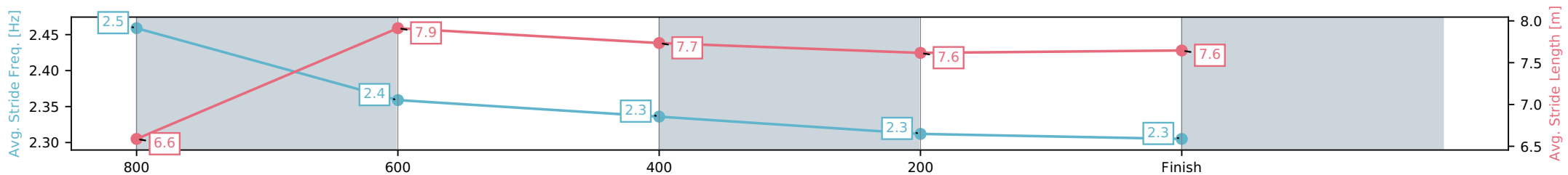
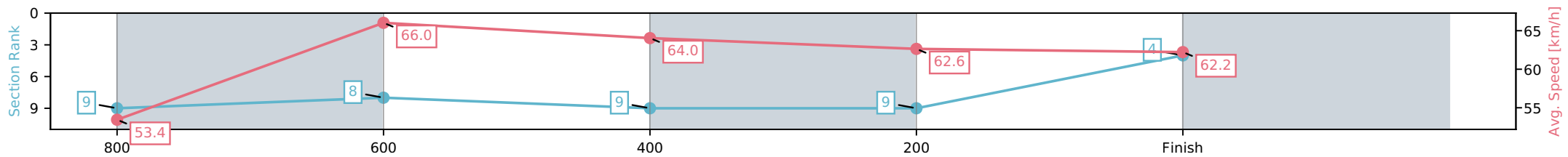
Horse/Jockey Name	Playful Puzzle/Kayla Barker
Finish Rank	4
Fastest Section Time (Section)	0:10.90 (800-600)
Top Speed [km/h] (Section)	67.6 (1000 - 800)
Race State	Finished



Dalby QLD --Professional-2026-06-18
 Race 5: LADBROKES HOW TO BET RATINGS BAND 0 - 55
 Handicap - 1000m
 18 June 2026 - 2:18PM
 Track Rating: Soft 5, Weather: Fine, Rail Position: +2m 500m-300m,
 True Remainder



Section	L1000	L800	L600	L400	L200
Section Times	0:59.88 (0:14.40)	0:45.48 [9] (0:10.90)	0:34.58 [8] (0:11.46)	0:23.12 [9] (0:11.62)	0:11.50 [9] (0:11.50)
Average Speed [km/h]	53.4	66.0	64.0	62.6	62.2
Top Speed [km/h]	67.6	67.4	65.7	63.7	63.8
Avg. Dist. to Rail [m]	7.6	5.3	3.8	6.0	9.2
Avg. Stride Freq. [Hz]	2.5	2.4	2.3	2.3	2.3
Avg. Stride Length [m]	6.6	7.9	7.7	7.6	7.6



- [] Ranking at each section and finish
- :-:- No data available at this section
- NA No data available

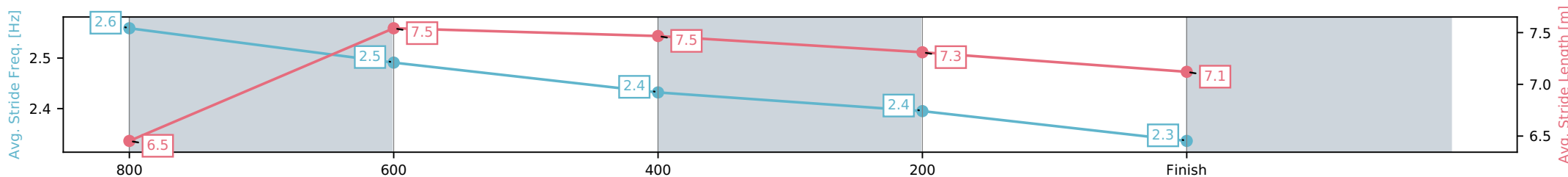
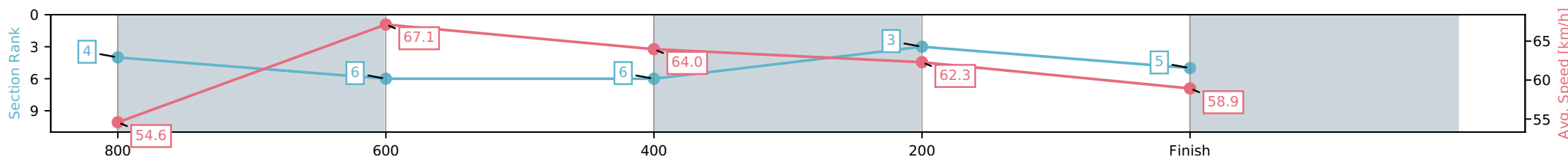
Horse/Jockey Name	Paper Cowboy/Sean Cormack
Finish Rank	5
Fastest Section Time (Section)	0:10.73 (800-600)
Top Speed [km/h] (Section)	67.9 (800-600)
Race State	Finished



Dalby QLD --Professional-2026-06-18
 Race 5: LADBROKES HOW TO BET RATINGS BAND 0 - 55
 Handicap - 1000m
 18 June 2026 - 2:18PM
 Track Rating: Soft 5, Weather: Fine, Rail Position: +2m 500m-300m,
 True Remainder



Section	L1000	L800	L600	L400	L200
Section Times	1:00.06 (0:14.13)	0:45.93 [4] (0:10.73)	0:35.20 [6] (0:11.27)	0:23.94 [6] (0:11.60)	0:12.34 [3] (0:12.34)
Average Speed [km/h]	54.6	67.1	64.0	62.3	58.9
Top Speed [km/h]	66.5	67.9	66.1	62.8	61.7
Avg. Dist. to Rail [m]	8.3	4.1	1.4	3.0	5.9
Avg. Stride Freq. [Hz]	2.6	2.5	2.4	2.4	2.3
Avg. Stride Length [m]	6.5	7.5	7.5	7.3	7.1



- [] Ranking at each section and finish
- :-:- No data available at this section
- NA No data available

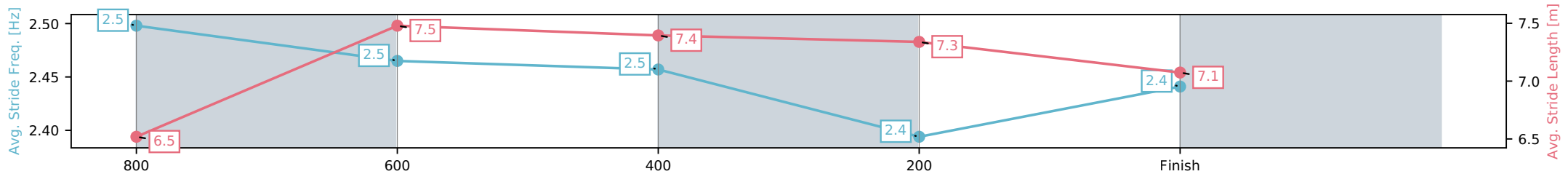
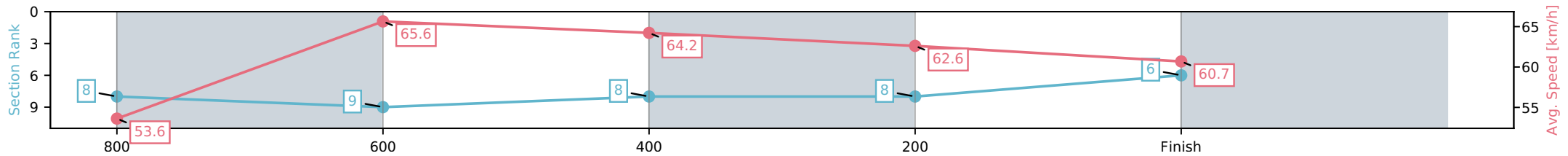
Horse/Jockey Name	Extra Hands/Jade Metcalfe
Finish Rank	6
Fastest Section Time (Section)	0:10.99 (800-600)
Top Speed [km/h] (Section)	67.7 (1000 - 800)
Race State	Finished



Dalby QLD --Professional-2026-06-18
 Race 5: LADBROKES HOW TO BET RATINGS BAND 0 - 55
 Handicap - 1000m
 18 June 2026 - 2:18PM
 Track Rating: Soft 5, Weather: Fine, Rail Position: +2m 500m-300m,
 True Remainder



Section	L1000	L800	L600	L400	L200
Section Times	1:00.14 (0:14.35)	0:45.79 [8] (0:10.99)	0:34.80 [9] (0:11.24)	0:23.57 [8] (0:11.56)	0:12.01 [8] (0:12.01)
Average Speed [km/h]	53.6	65.6	64.2	62.6	60.7
Top Speed [km/h]	67.7	67.6	64.8	63.6	63.6
Avg. Dist. to Rail [m]	5.6	1.5	1.1	3.3	8.5
Avg. Stride Freq. [Hz]	2.5	2.5	2.5	2.4	2.4
Avg. Stride Length [m]	6.5	7.5	7.4	7.3	7.1



- [] Ranking at each section and finish
- :-:- No data available at this section
- NA No data available

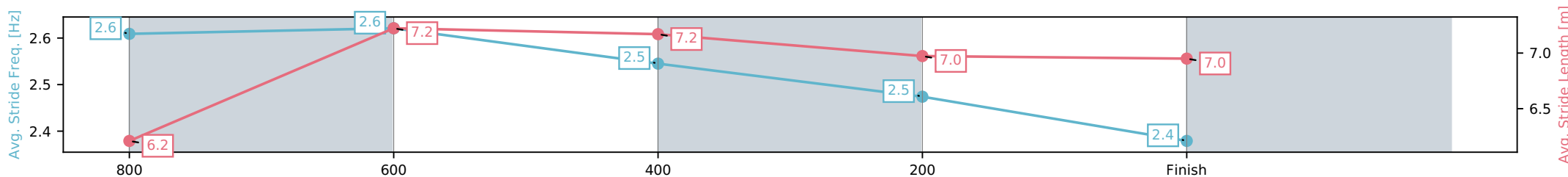
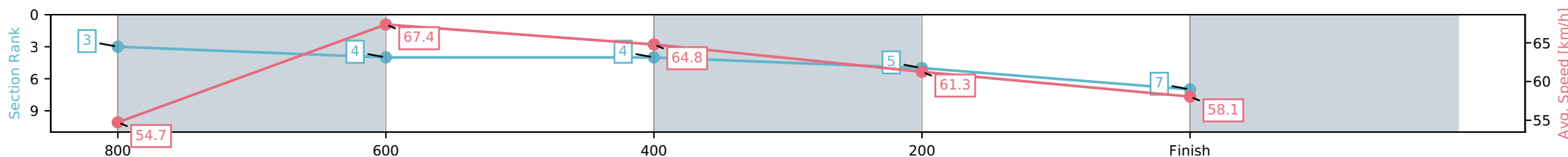
Horse/Jockey Name	Xuanfeng/Paul Hamblin
Finish Rank	7
Fastest Section Time (Section)	0:10.70 (800-600)
Top Speed [km/h] (Section)	68.1 (800-600)
Race State	Finished



Dalby QLD --Professional-2026-06-18
 Race 5: LADBROKES HOW TO BET RATINGS BAND 0 - 55
 Handicap - 1000m
 18 June 2026 - 2:18PM
 Track Rating: Soft 5, Weather: Fine, Rail Position: +2m 500m-300m,
 True Remainder



Section	L1000	L800	L600	L400	L200
Section Times	1:00.35 (0:14.06)	0:46.29 [3] (0:10.70)	0:35.59 [4] (0:11.30)	0:24.29 [4] (0:11.81)	0:12.48 [5] (0:12.48)
Average Speed [km/h]	54.7	67.4	64.8	61.3	58.1
Top Speed [km/h]	67.5	68.1	67.4	62.4	60.1
Avg. Dist. to Rail [m]	8.0	6.7	3.9	2.1	3.7
Avg. Stride Freq. [Hz]	2.6	2.6	2.5	2.5	2.4
Avg. Stride Length [m]	6.2	7.2	7.2	7.0	7.0



- [] Ranking at each section and finish
- :-:- No data available at this section
- NA No data available

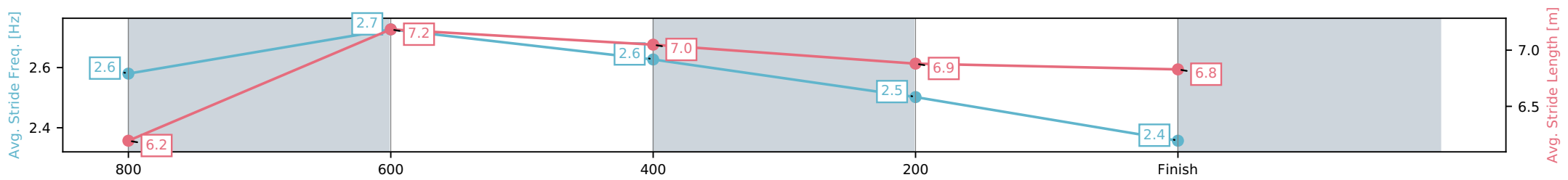
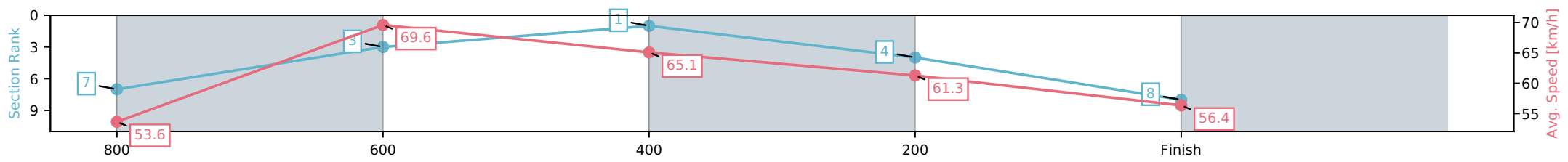
Horse/Jockey Name	Super Exceptional/Fred Larson
Finish Rank	8
Fastest Section Time (Section)	0:10.35 (800-600)
Top Speed [km/h] (Section)	70.6 (800-600)
Race State	Finished



Dalby QLD --Professional-2026-06-18
 Race 5: LADBROKES HOW TO BET RATINGS BAND 0 - 55
 Handicap - 1000m
 18 June 2026 - 2:18PM
 Track Rating: Soft 5, Weather: Fine, Rail Position: +2m 500m-300m,
 True Remainder



Section	L1000	L800	L600	L400	L200
Section Times	1:00.57 (0:14.34)	0:46.23 [7] (0:10.35)	0:35.88 [3] (0:11.21)	0:24.68 [1] (0:11.88)	0:12.79 [4] (0:12.79)
Average Speed [km/h]	53.6	69.6	65.1	61.3	56.4
Top Speed [km/h]	70.1	70.6	67.8	62.1	59.6
Avg. Dist. to Rail [m]	9.9	5.8	3.1	5.4	9.2
Avg. Stride Freq. [Hz]	2.6	2.7	2.6	2.5	2.4
Avg. Stride Length [m]	6.2	7.2	7.0	6.9	6.8



[] Ranking at each section and finish
 -:-:- No data available at this section
 NA No data available

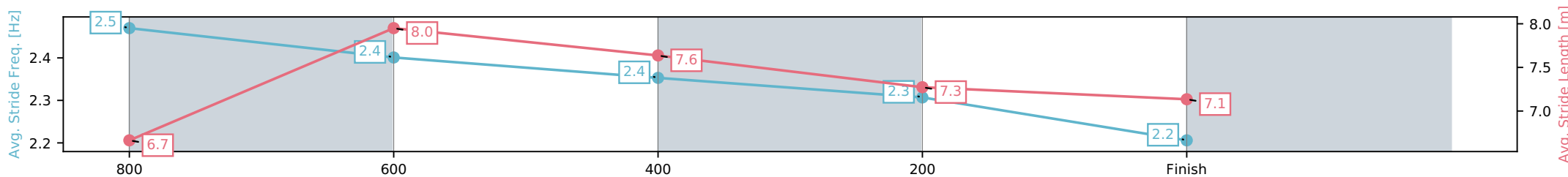
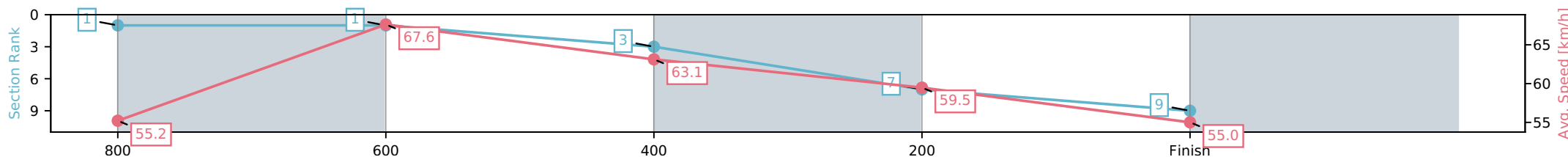
Horse/Jockey Name	Launch Sequence/Mitch Goring
Finish Rank	9
Fastest Section Time (Section)	0:10.66 (800-600)
Top Speed [km/h] (Section)	69.2 (800-600)
Race State	Finished



Dalby QLD --Professional-2026-06-18
 Race 5: LADBROKES HOW TO BET RATINGS BAND 0 - 55
 Handicap - 1000m
 18 June 2026 - 2:18PM
 Track Rating: Soft 5, Weather: Fine, Rail Position: +2m 500m-300m,
 True Remainder



Section	L1000	L800	L600	L400	L200
Section Times	1:01.19 (0:13.93)	0:47.26 [1] (0:10.66)	0:36.59 [1] (0:11.40)	0:25.19 [3] (0:12.12)	0:13.07 [7] (0:13.07)
Average Speed [km/h]	55.2	67.6	63.1	59.5	55.0
Top Speed [km/h]	69.1	69.2	66.3	60.5	58.3
Avg. Dist. to Rail [m]	5.5	2.7	0.9	1.2	1.8
Avg. Stride Freq. [Hz]	2.5	2.4	2.4	2.3	2.2
Avg. Stride Length [m]	6.7	8.0	7.6	7.3	7.1



[] Ranking at each section and finish
 -:-:- No data available at this section
 NA No data available



Dalby QLD

Race 6: LADBROKES POPLAR SAME RACE MULTI FOLLOW TRENDING MULTIS BENCHMARK 62
Handicap - 1000m

18 June 2026 - 2:50PM

Track Rating: Soft 5, Weather: Fine, Rail Position: +2m 500m-300m, True Remainder



Field Times (Race Tempo) 0:59.19 (0:13.79) 0:45.40 (0:10.52) 0:34.88 (0:11.22) 0:23.66 (0:11.70) 0:11.96 (0:11.96)

Rank	TAB#	Horse	Overall Time	First 400m	Top Speed km/h (Section)	L1000	L800	L600	L400	L200			
	(BAR#)	Jockey	Margin (DT-W)	Last 600m	Fastest Section (Time)	Start - 800	800 - 600	600 - 400	400 - 200	200 - Finish			
1	7	Mr Wandji	0:59.19	0:24.97	68.4 (800-600)	0:59.19	0:44.85 [9]	0:34.22 [9]	0:23.04 [7]	0:11.81 [3]			
	(8)	Samantha Pointon		0:34.22	800-600 (0:10.63)	(0:14.34)	(0:10.63)	(0:11.18)	(0:11.23)	(0:11.81)			
2	10	Snugg	0:59.27	0:25.06	69.3 (800-600)	0:59.27	0:44.76 [10]	0:34.20 [10]	0:23.00 [8]	0:11.59 [8]			
	(5)	Sean Cormack	0.5L (+0)	0:34.21	800-600 (0:10.56)	(0:14.50)	(0:10.56)	(0:11.20)	(0:11.42)	(0:11.59)			
3	5	Kirksville	0:59.38	0:24.31	69.8 (1000 - 800)	0:59.38	0:45.59 [1]	0:35.07 [1]	0:23.85 [1]	0:12.15 [1]			
	(6)	Les Tilley	1.1L (-3)	0:35.07	800-600 (0:10.52)	(0:13.79)	(0:10.52)	(0:11.22)	(0:11.70)	(0:12.15)			
4	2	Xerri	0:59.42	0:24.76	69.6 (800-600)	0:59.42	0:45.21 [6]	0:34.66 [5]	0:23.38 [4]	0:12.00 [4]			
	(7)	Colleen Krahen	1.4L (+1)	0:34.66	800-600 (0:10.55)	(0:14.21)	(0:10.55)	(0:11.28)	(0:11.38)	(0:12.00)			
5	6	Mofeed	0:59.55	0:24.87	69.7 (800-600)	0:59.55	0:45.29 [7]	0:34.68 [6]	0:23.50 [5]	0:12.05 [5]			
	(4)	Archie McColm	2.1L (-2)	0:34.68	800-600 (0:10.61)	(0:14.26)	(0:10.61)	(0:11.19)	(0:11.44)	(0:12.05)			
6	4	Hidden Nugget	0:59.57	0:24.72	69.0 (800-600)	0:59.57	0:45.55 [4]	0:34.85 [4]	0:23.50 [6]	0:11.93 [6]			
	(3)	Jaden Lloyd	2.2L (-1)	0:34.86	800-600 (0:10.70)	(0:14.02)	(0:10.70)	(0:11.35)	(0:11.58)	(0:11.93)			
7	8	Rum Diary	0:59.87	0:24.90	69.4 (800-600)	0:59.87	0:45.56 [8]	0:34.97 [8]	0:23.58 [9]	0:11.83 [9]			
	(1)	Mitch Goring	4.0L (+1)	0:34.98	800-600 (0:10.59)	(0:14.31)	(0:10.59)	(0:11.40)	(0:11.75)	(0:11.83)			
8	9	Sutherland	1:00.01	0:24.40	69.9 (800-600)	1:00.01	0:46.08 [2]	0:35.62 [2]	0:24.38 [2]	0:12.66 [2]			
	(9)	Kenji Yoshida	4.8L (+0)	0:35.62	800-600 (0:10.47)	(0:13.93)	(0:10.47)	(0:11.24)	(0:11.72)	(0:12.66)			
9	1	Zoe Shark	1:00.22	0:24.54	69.5 (800-600)	1:00.22	0:46.29 [3]	0:35.68 [3]	0:24.35 [3]	0:12.55 [7]			
	(2)	Reece O'Connell	6.0L (-3)	0:35.68	800-600 (0:10.61)	(0:13.93)	(0:10.61)	(0:11.34)	(0:11.79)	(0:12.55)			
10	3	Zena Boy	1:00.77	0:24.87	68.2 (800-600)	1:00.77	0:46.62 [5]	0:35.90 [6]	0:24.38 [10]	0:12.66 [10]			
	(10)	Jade Metcalfe	9.3L (+3)	0:35.91	800-600 (0:10.72)	(0:14.15)	(0:10.72)	(0:11.52)	(0:11.73)	(0:12.66)			

Scratched: Astin Lane (#11), Miss Linny (#12), Mr Evans (#13), Point Be (#14), Minor Key (#15), Street Dazzler (#16), Revitup Charlie (#17)

Report Created: Thu 18 June 2026

(Note: Races are conducted over an approximate distance as close as possible to the advertised distance, and recorded data may vary accordingly. Official times refer to race times only and do not include handicap times.)

[] Position in running at each section and finish TAB# Saddle cloth number

Fastest split

-:-:- No data available at this section

BAR# Barrier/Gate Position

Fastest section

NA No data available

DNF Did not finish

DNT Did not track

DT-W Distance travelled compared to winner in metres

data processed by



Horse/Jockey Name	Mr Wandji/Samantha Pointon
Finish Rank	1
Fastest Section Time (Section)	0:10.63 (800-600)
Top Speed [km/h] (Section)	68.4 (800-600)
Race State	Finished



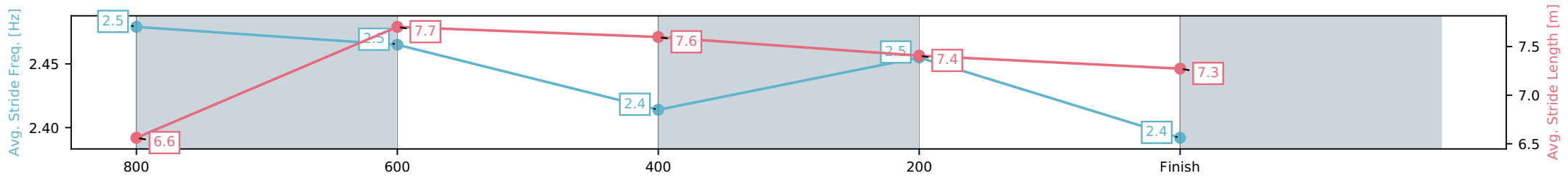
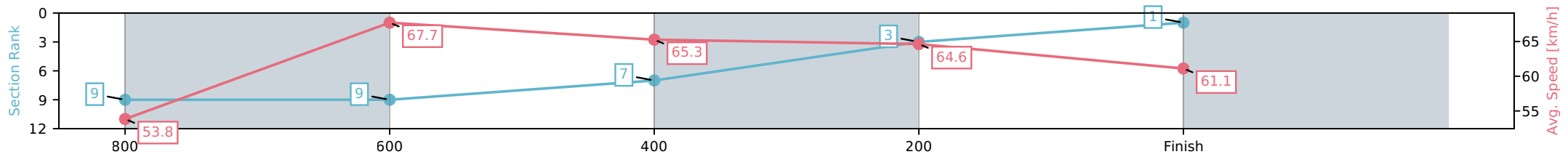
Dalby QLD --Professional-2026-06-18
 Race 6: LADBROKES POPLAR SAME RACE MULTI FOLLOW
 TRENDING MULTIS BENCHMARK 62 Handicap - 1000m

18 June 2026 - 2:50PM

Track Rating: Soft 5, Weather: Fine, Rail Position: +2m 500m-300m,
 True Remainder



Section	L1000	L800	L600	L400	L200
Section Times	0:59.19 (0:14.34)	0:44.85 [9] (0:10.63)	0:34.22 [9] (0:11.18)	0:23.04 [7] (0:11.23)	0:11.81 [3] (0:11.81)
Average Speed [km/h]	53.8	67.7	65.3	64.6	61.1
Top Speed [km/h]	68.0	68.4	66.3	65.3	63.8
Avg. Dist. to Rail [m]	8.6	5.8	3.0	4.3	5.6
Avg. Stride Freq. [Hz]	2.5	2.5	2.4	2.5	2.4
Avg. Stride Length [m]	6.6	7.7	7.6	7.4	7.3



- [] Ranking at each section and finish
- :-:- No data available at this section
- NA No data available

Horse/Jockey Name	Snugg/Sean Cormack
Finish Rank	2
Fastest Section Time (Section)	0:10.56 (800-600)
Top Speed [km/h] (Section)	69.3 (800-600)
Race State	Finished



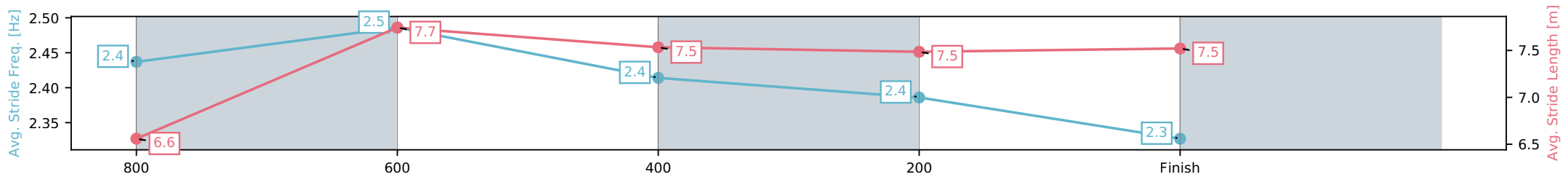
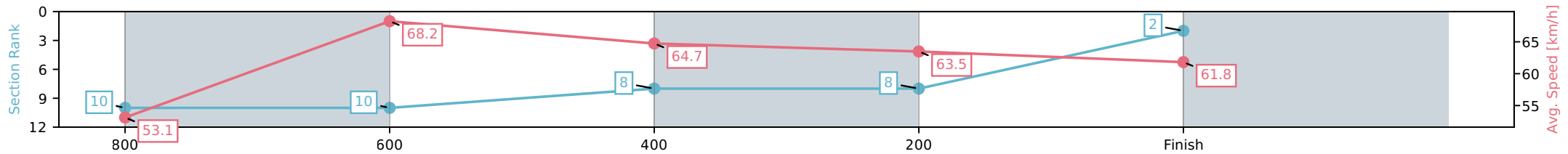
Dalby QLD --Professional-2026-06-18
 Race 6: LADBROKES POPLAR SAME RACE MULTI FOLLOW
 TRENDING MULTIS BENCHMARK 62 Handicap - 1000m

18 June 2026 - 2:50PM

Track Rating: Soft 5, Weather: Fine, Rail Position: +2m 500m-300m,
 True Remainder



Section	L1000	L800	L600	L400	L200
Section Times	0:59.27 (0:14.50)	0:44.76 [10] (0:10.56)	0:34.20 [10] (0:11.20)	0:23.00 [8] (0:11.42)	0:11.59 [8] (0:11.59)
Average Speed [km/h]	53.1	68.2	64.7	63.5	61.8
Top Speed [km/h]	68.0	69.3	65.7	64.8	63.5
Avg. Dist. to Rail [m]	5.7	4.1	2.0	4.3	8.2
Avg. Stride Freq. [Hz]	2.4	2.5	2.4	2.4	2.3
Avg. Stride Length [m]	6.6	7.7	7.5	7.5	7.5



- [] Ranking at each section and finish
- :-:- No data available at this section
- NA No data available

Horse/Jockey Name	Kirkville/Les Tilley
Finish Rank	3
Fastest Section Time (Section)	0:10.52 (800-600)
Top Speed [km/h] (Section)	69.8 (1000 - 800)
Race State	Finished



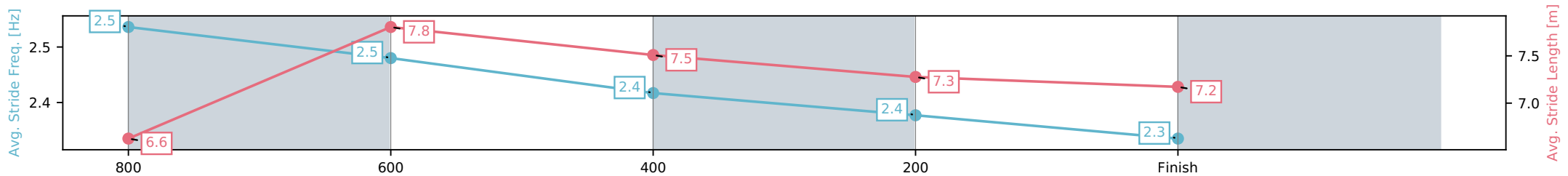
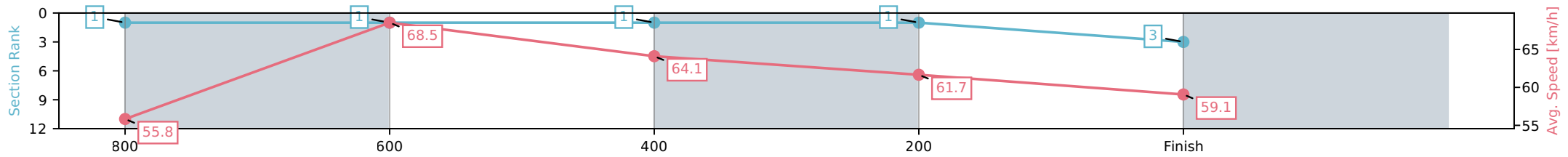
Dalby QLD --Professional-2026-06-18
 Race 6: LADBROKES POPLAR SAME RACE MULTI FOLLOW
 TRENDING MULTIS BENCHMARK 62 Handicap - 1000m

18 June 2026 - 2:50PM

Track Rating: Soft 5, Weather: Fine, Rail Position: +2m 500m-300m,
 True Remainder



Section	L1000	L800	L600	L400	L200
Section Times	0:59.38 (0:13.79)	0:45.59 [1] (0:10.52)	0:35.07 [1] (0:11.22)	0:23.85 [1] (0:11.70)	0:12.15 [1] (0:12.15)
Average Speed [km/h]	55.8	68.5	64.1	61.7	59.1
Top Speed [km/h]	69.8	69.7	66.8	62.4	61.0
Avg. Dist. to Rail [m]	6.0	3.0	0.9	1.2	2.4
Avg. Stride Freq. [Hz]	2.5	2.5	2.4	2.4	2.3
Avg. Stride Length [m]	6.6	7.8	7.5	7.3	7.2



[] Ranking at each section and finish
 -:-:- No data available at this section
 NA No data available

Horse/Jockey Name	Xerri/Colleen Krahen
Finish Rank	4
Fastest Section Time (Section)	0:10.55 (800-600)
Top Speed [km/h] (Section)	69.6 (800-600)
Race State	Finished



Dalby QLD --Professional-2026-06-18

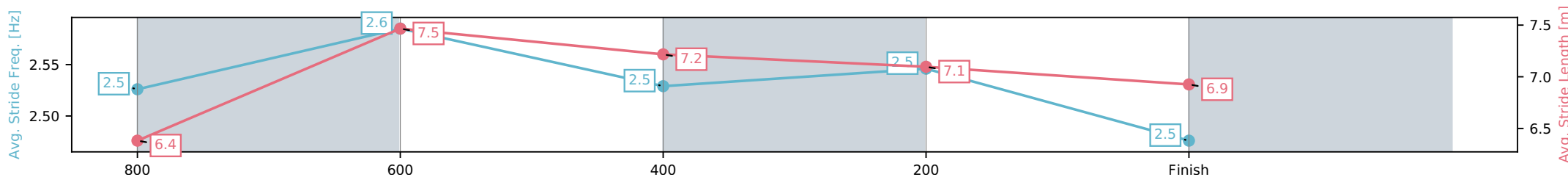
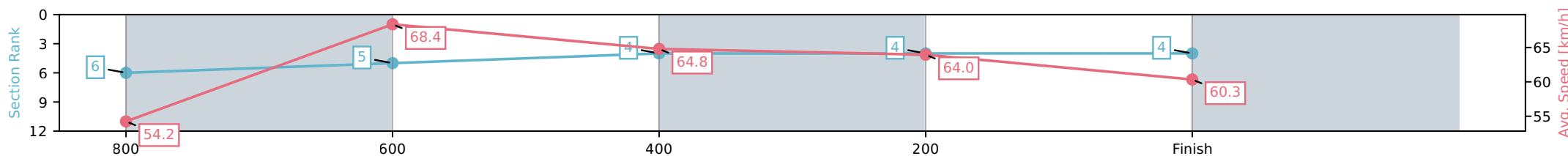
Race 6: LADBROKES POPLAR SAME RACE MULTI FOLLOW
TRENDING MULTIS BENCHMARK 62 Handicap - 1000m

18 June 2026 - 2:50PM

Track Rating: Soft 5, Weather: Fine, Rail Position: +2m 500m-300m,
True Remainder



Section	L1000	L800	L600	L400	L200
Section Times	0:59.42 (0:14.21)	0:45.21 [6] (0:10.55)	0:34.66 [5] (0:11.28)	0:23.38 [4] (0:11.38)	0:12.00 [4] (0:12.00)
Average Speed [km/h]	54.2	68.4	64.8	64.0	60.3
Top Speed [km/h]	68.6	69.6	66.1	64.4	62.7
Avg. Dist. to Rail [m]	7.5	5.5	3.5	5.9	8.5
Avg. Stride Freq. [Hz]	2.5	2.6	2.5	2.5	2.5
Avg. Stride Length [m]	6.4	7.5	7.2	7.1	6.9



- [] Ranking at each section and finish
- :-:- No data available at this section
- NA No data available

Horse/Jockey Name	Mofeed/Archie McColm
Finish Rank	5
Fastest Section Time (Section)	0:10.61 (800-600)
Top Speed [km/h] (Section)	69.7 (800-600)
Race State	Finished



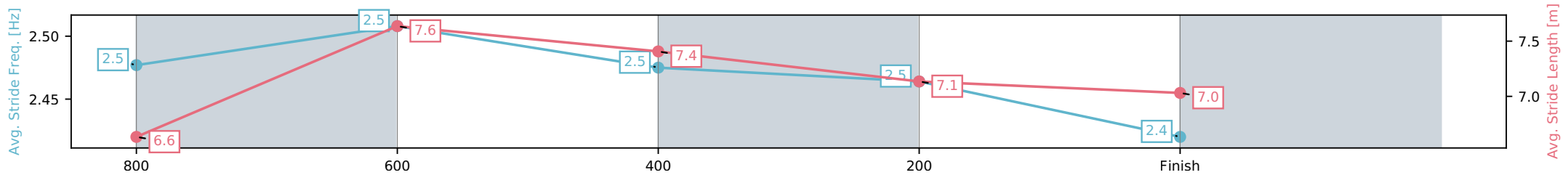
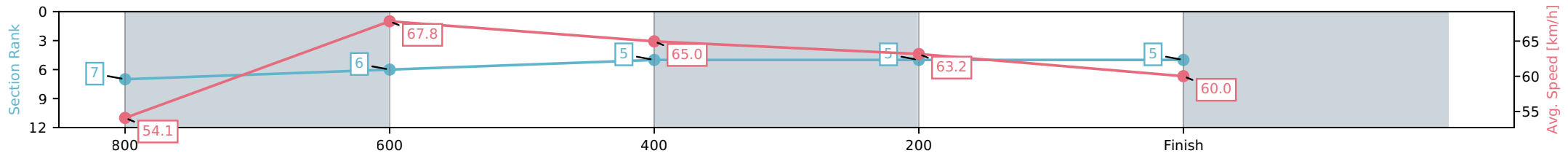
Dalby QLD --Professional-2026-06-18
 Race 6: LADBROKES POPLAR SAME RACE MULTI FOLLOW
 TRENDING MULTIS BENCHMARK 62 Handicap - 1000m

18 June 2026 - 2:50PM

Track Rating: Soft 5, Weather: Fine, Rail Position: +2m 500m-300m,
 True Remainder



Section	L1000	L800	L600	L400	L200
Section Times	0:59.55 (0:14.26)	0:45.29 [7] (0:10.61)	0:34.68 [6] (0:11.19)	0:23.50 [5] (0:11.44)	0:12.05 [5] (0:12.05)
Average Speed [km/h]	54.1	67.8	65.0	63.2	60.0
Top Speed [km/h]	68.3	69.7	66.4	64.2	62.5
Avg. Dist. to Rail [m]	4.8	3.6	2.1	2.5	3.8
Avg. Stride Freq. [Hz]	2.5	2.5	2.5	2.5	2.4
Avg. Stride Length [m]	6.6	7.6	7.4	7.1	7.0



- [] Ranking at each section and finish
- :-:- No data available at this section
- NA No data available

Horse/Jockey Name	Hidden Nugget/Jaden Lloyd
Finish Rank	6
Fastest Section Time (Section)	0:10.70 (800-600)
Top Speed [km/h] (Section)	69.0 (800-600)
Race State	Finished



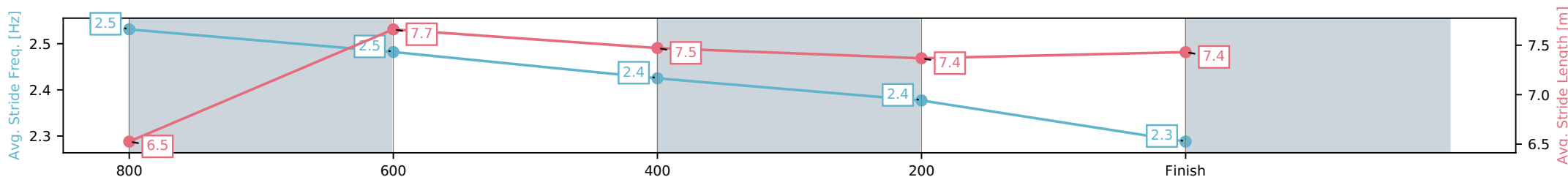
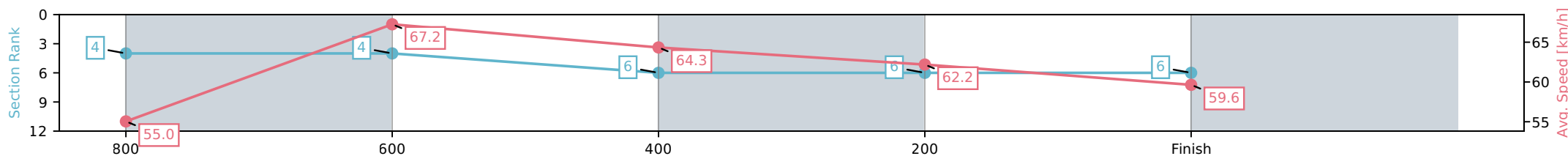
Dalby QLD --Professional-2026-06-18
 Race 6: LADBROKES POPLAR SAME RACE MULTI FOLLOW
 TRENDING MULTIS BENCHMARK 62 Handicap - 1000m

18 June 2026 - 2:50PM

Track Rating: Soft 5, Weather: Fine, Rail Position: +2m 500m-300m,
 True Remainder



Section	L1000	L800	L600	L400	L200
Section Times	0:59.57 (0:14.02)	0:45.55 [4] (0:10.70)	0:34.85 [4] (0:11.35)	0:23.50 [6] (0:11.58)	0:11.93 [6] (0:11.93)
Average Speed [km/h]	55.0	67.2	64.3	62.2	59.6
Top Speed [km/h]	68.6	69.0	66.2	63.0	62.0
Avg. Dist. to Rail [m]	4.6	4.1	2.9	0.8	2.7
Avg. Stride Freq. [Hz]	2.5	2.5	2.4	2.4	2.3
Avg. Stride Length [m]	6.5	7.7	7.5	7.4	7.4



- [] Ranking at each section and finish
- :-:- No data available at this section
- NA No data available

Horse/Jockey Name	Rum Diary/Mitch Goring
Finish Rank	7
Fastest Section Time (Section)	0:10.59 (800-600)
Top Speed [km/h] (Section)	69.4 (800-600)
Race State	Finished



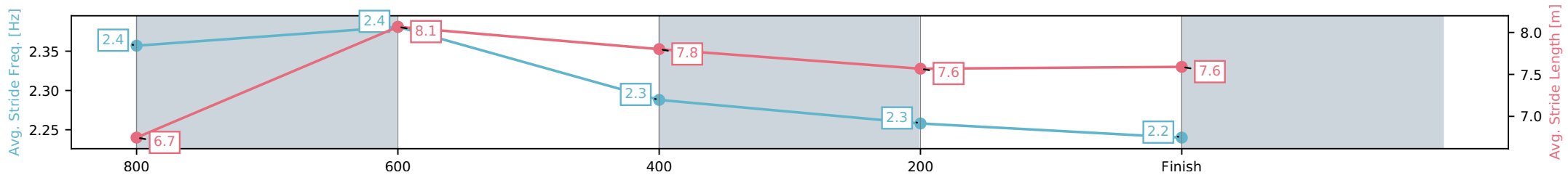
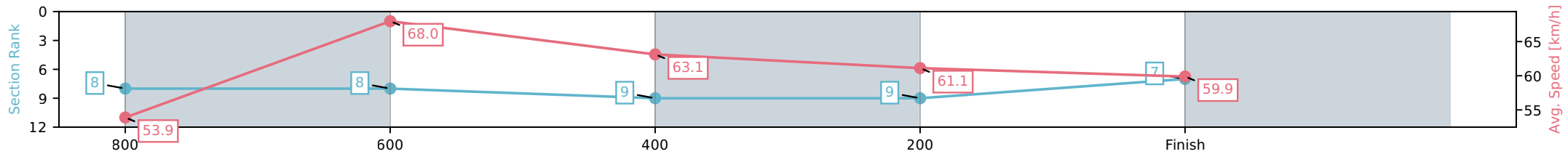
Dalby QLD --Professional-2026-06-18
 Race 6: LADBROKES POPLAR SAME RACE MULTI FOLLOW
 TRENDING MULTIS BENCHMARK 62 Handicap - 1000m

18 June 2026 - 2:50PM

Track Rating: Soft 5, Weather: Fine, Rail Position: +2m 500m-300m,
 True Remainder



Section	L1000	L800	L600	L400	L200
Section Times	0:59.87 (0:14.31)	0:45.56 [8] (0:10.59)	0:34.97 [8] (0:11.40)	0:23.58 [9] (0:11.75)	0:11.83 [9] (0:11.83)
Average Speed [km/h]	53.9	68.0	63.1	61.1	59.9
Top Speed [km/h]	68.7	69.4	65.8	62.8	61.3
Avg. Dist. to Rail [m]	2.4	2.3	1.0	1.6	1.4
Avg. Stride Freq. [Hz]	2.4	2.4	2.3	2.3	2.2
Avg. Stride Length [m]	6.7	8.1	7.8	7.6	7.6



- [] Ranking at each section and finish
- :-:- No data available at this section
- NA No data available

Horse/Jockey Name	Sutherland/Kenji Yoshida
Finish Rank	8
Fastest Section Time (Section)	0:10.47 (800-600)
Top Speed [km/h] (Section)	69.9 (800-600)
Race State	Finished



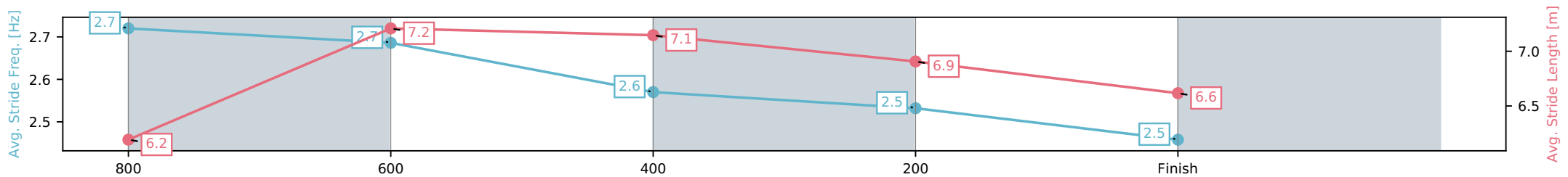
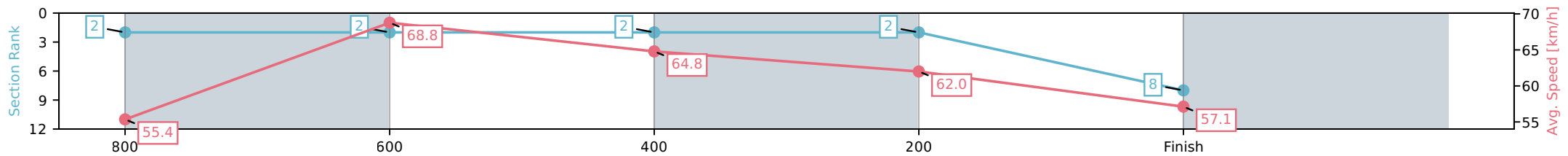
Dalby QLD --Professional-2026-06-18
 Race 6: LADBROKES POPLAR SAME RACE MULTI FOLLOW
 TRENDING MULTIS BENCHMARK 62 Handicap - 1000m

18 June 2026 - 2:50PM

Track Rating: Soft 5, Weather: Fine, Rail Position: +2m 500m-300m,
 True Remainder



Section	L1000	L800	L600	L400	L200
Section Times	1:00.01 (0:13.93)	0:46.08 [2] (0:10.47)	0:35.62 [2] (0:11.24)	0:24.38 [2] (0:11.72)	0:12.66 [2] (0:12.66)
Average Speed [km/h]	55.4	68.8	64.8	62.0	57.1
Top Speed [km/h]	69.3	69.9	67.0	63.5	60.6
Avg. Dist. to Rail [m]	8.4	4.4	2.6	4.3	5.8
Avg. Stride Freq. [Hz]	2.7	2.7	2.6	2.5	2.5
Avg. Stride Length [m]	6.2	7.2	7.1	6.9	6.6



- [] Ranking at each section and finish
- :-:- No data available at this section
- NA No data available

Horse/Jockey Name	Zoe Shark/Reece O'Connell
Finish Rank	9
Fastest Section Time (Section)	0:10.61 (800-600)
Top Speed [km/h] (Section)	69.5 (800-600)
Race State	Finished



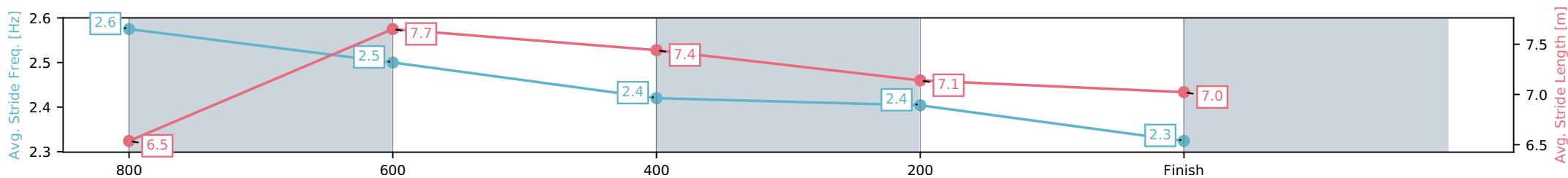
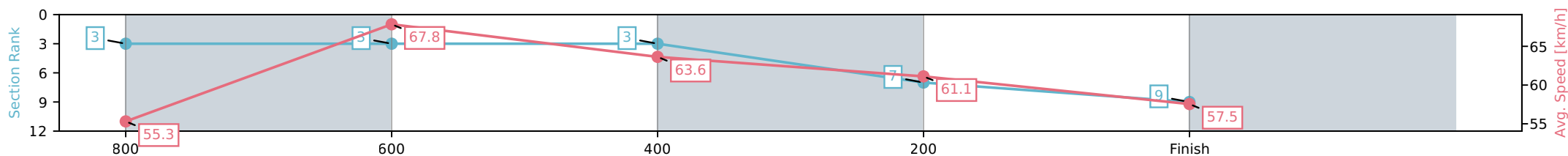
Dalby QLD --Professional-2026-06-18
 Race 6: LADBROKES POPLAR SAME RACE MULTI FOLLOW
 TRENDING MULTIS BENCHMARK 62 Handicap - 1000m

18 June 2026 - 2:50PM

Track Rating: Soft 5, Weather: Fine, Rail Position: +2m 500m-300m,
 True Remainder



Section	L1000	L800	L600	L400	L200
Section Times	1:00.22 (0:13.93)	0:46.29 [3] (0:10.61)	0:35.68 [3] (0:11.34)	0:24.35 [3] (0:11.79)	0:12.55 [7] (0:12.55)
Average Speed [km/h]	55.3	67.8	63.6	61.1	57.5
Top Speed [km/h]	69.3	69.5	65.5	62.1	59.9
Avg. Dist. to Rail [m]	3.1	1.8	0.7	0.7	2.4
Avg. Stride Freq. [Hz]	2.6	2.5	2.4	2.4	2.3
Avg. Stride Length [m]	6.5	7.7	7.4	7.1	7.0



- [] Ranking at each section and finish
- :-:- No data available at this section
- NA No data available

Horse/Jockey Name	Zena Boy/Jade Metcalfe
Finish Rank	10
Fastest Section Time (Section)	0:10.72 (800-600)
Top Speed [km/h] (Section)	68.2 (800-600)
Race State	Finished



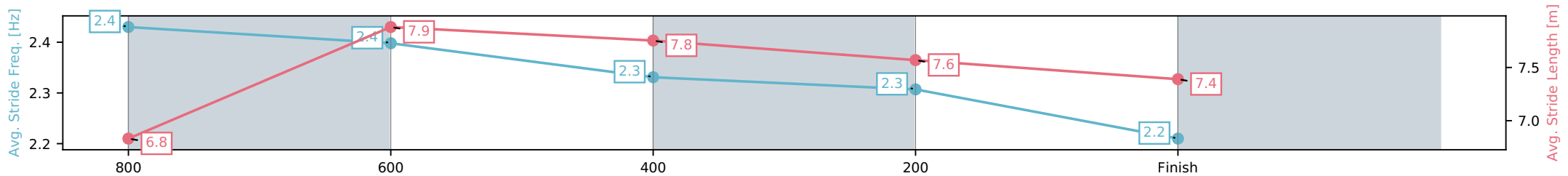
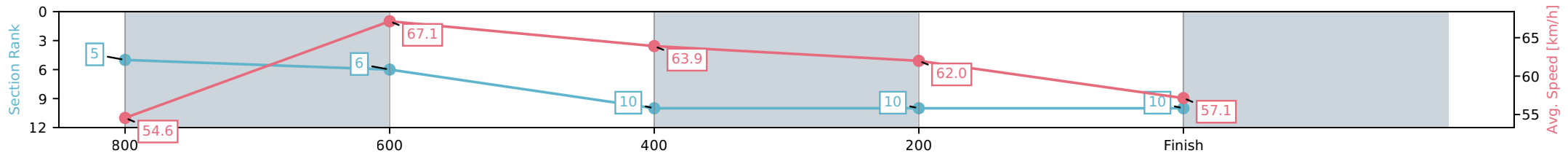
Dalby QLD --Professional-2026-06-18
 Race 6: LADBROKES POPLAR SAME RACE MULTI FOLLOW
 TRENDING MULTIS BENCHMARK 62 Handicap - 1000m

18 June 2026 - 2:50PM

Track Rating: Soft 5, Weather: Fine, Rail Position: +2m 500m-300m,
 True Remainder



Section	L1000	L800	L600	L400	L200
Section Times	1:00.77 (0:14.15)	0:46.62 [5] (0:10.72)	0:35.90 [6] (0:11.52)	0:24.38 [10] (0:11.73)	0:12.66 [10] (0:12.66)
Average Speed [km/h]	54.6	67.1	63.9	62.0	57.1
Top Speed [km/h]	68.2	68.2	65.3	63.2	60.5
Avg. Dist. to Rail [m]	10.1	7.3	4.6	5.1	4.7
Avg. Stride Freq. [Hz]	2.4	2.4	2.3	2.3	2.2
Avg. Stride Length [m]	6.8	7.9	7.8	7.6	7.4



[] Ranking at each section and finish
 -:-:- No data available at this section
 NA No data available



Dalby QLD

Race 7: LADBROKES SEE THE BIG BETS ON EVERY EVENT RATINGS BAND 0 - 55 Handicap - 1400m

18 June 2026 - 3:25PM

Track Rating: Soft 5, Weather: Fine, Rail Position: +2m 500m-300m, True Remainder



Field Times (Race Tempo) 1:24.76 (0:13.95) 1:10.81 (0:10.62) 1:00.18 (0:10.97) 0:49.21 (0:11.56) 0:37.65 (0:12.07) 0:25.57 (0:12.52) 0:13.05 (0:13.05)

Rank	TAB#	Horse	Overall Time	First 400m	Top Speed km/h (Section)	L1400	L1200	L1000	L800	L600	L400	L200	
	(BAR#)	Jockey	Margin (DT-W)	Last 600m	Fastest Section (Time)	Start - 1200	1200 - 1000	1000 - 800	800 - 600	600 - 400	400 - 200	200 - Finish	
1	8	Lift'n'mehigher	1:24.76	0:24.93	68.0 (1200-1000)	1:24.76	1:10.54 [6]	0:59.83 [5]	0:48.58 [6]	0:37.04 [5]	0:25.11 [5]	0:12.88 [3]	
	(8)	Reece O'Connell		0:37.04	1200-1000 (0:10.71)	(0:14.22)	(0:10.71)	(0:11.25)	(0:11.54)	(0:11.93)	(0:12.23)	(0:12.88)	
2	7	She's Brutal	1:24.76	0:25.28	68.6 (1200-1000)	1:24.76	1:10.14 [9]	0:59.48 [8]	0:48.32 [8]	0:36.77 [8]	0:24.72 [7]	0:12.50 [8]	
	(9)	Kelsey Lenton	0.0L (+0)	0:36.76	1200-1000 (0:10.66)	(0:14.62)	(0:10.66)	(0:11.15)	(0:11.56)	(0:12.04)	(0:12.22)	(0:12.50)	
3	6	Trusty Bandit	1:24.82	0:25.73	67.2 (1000-800)	1:24.82	1:09.94 [10]	0:59.09 [10]	0:48.11 [10]	0:36.52 [10]	0:24.60 [9]	0:12.59 [7]	
	(2)	Aidan Keeley	0.4L (+0)	0:36.52	1200-1000 (0:10.85)	(0:14.88)	(0:10.85)	(0:10.98)	(0:11.59)	(0:11.92)	(0:12.01)	(0:12.59)	
4	5	Cheerful Cat	1:24.88	0:24.98	67.4 (1200-1000)	1:24.88	1:10.64 [7]	0:59.91 [7]	0:48.74 [5]	0:37.14 [6]	0:25.17 [6]	0:12.86 [5]	
	(3)	Jace McMurray	0.8L (-4)	0:37.14	1200-1000 (0:10.74)	(0:14.24)	(0:10.74)	(0:11.17)	(0:11.60)	(0:11.97)	(0:12.31)	(0:12.86)	
5	10	Peach Galantes	1:25.06	0:24.57	68.3 (1200-1000)	1:25.06	1:11.11 [1]	1:00.48 [1]	0:49.51 [1]	0:37.95 [1]	0:25.85 [2]	0:13.32 [2]	
	(7)	Bailie Baker	1.8L (-6)	0:37.95	1200-1000 (0:10.62)	(0:13.95)	(0:10.62)	(0:10.97)	(0:11.56)	(0:12.10)	(0:12.53)	(0:13.32)	
6	11	One More Thing	1:25.06	0:24.71	68.3 (1200-1000)	1:25.06	1:11.02 [4]	1:00.35 [2]	0:49.40 [2]	0:37.90 [2]	0:25.87 [1]	0:13.35 [1]	
	(10)	Jess Emmerson	1.8L (-3)	0:37.90	1200-1000 (0:10.67)	(0:14.04)	(0:10.67)	(0:10.95)	(0:11.49)	(0:12.03)	(0:12.52)	(0:13.35)	
7	2	All Black	1:25.21	0:24.74	68.3 (1200-1000)	1:25.21	1:11.19 [2]	1:00.46 [4]	0:49.25 [4]	0:37.65 [4]	0:25.72 [3]	0:13.26 [4]	
	(6)	Chloe Lowe	2.7L (-1)	0:37.65	1200-1000 (0:10.72)	(0:14.02)	(0:10.72)	(0:11.22)	(0:11.59)	(0:11.93)	(0:12.46)	(0:13.26)	
8	9	Shot Down By Love	1:25.38	0:24.73	68.0 (1200-1000)	1:25.38	1:11.35 [3]	1:00.65 [3]	0:49.52 [3]	0:37.92 [3]	0:25.80 [4]	0:13.25 [6]	
	(5)	Montanna Savva	3.7L (-4)	0:37.92	1200-1000 (0:10.70)	(0:14.03)	(0:10.70)	(0:11.13)	(0:11.60)	(0:12.12)	(0:12.55)	(0:13.25)	
9	4	Risk For Reward	1:25.40	0:25.28	67.3 (1200-1000)	1:25.40	1:10.90 [8]	1:00.11 [9]	0:48.91 [9]	0:37.34 [9]	0:25.34 [8]	0:13.07 [9]	
	(4)	Les Tilley	3.8L (-4)	0:37.34	1200-1000 (0:10.78)	(0:14.50)	(0:10.78)	(0:11.21)	(0:11.56)	(0:12.00)	(0:12.27)	(0:13.07)	
10	1	Proponent	1:28.41	0:24.97	67.7 (1200-1000)	1:28.41	1:14.21 [5]	1:03.45 [6]	0:52.22 [7]	0:40.46 [7]	0:27.87 [10]	0:14.64 [10]	
	(1)	Wayne O'Connell	21.5L (-6)	0:40.46	1200-1000 (0:10.77)	(0:14.20)	(0:10.77)	(0:11.23)	(0:11.76)	(0:12.59)	(0:13.23)	(0:14.64)	

Scratched: Pride Of Savabella (#3), Babalola (#12), She's A Revelation (#13), Harley Charlie (#14), Galactic Legend (#15), Sweet About Me (#16)

Report Created: Thu 18 June 2026

(Note: Races are conducted over an approximate distance as close as possible to the advertised distance, and recorded data may vary accordingly. Official times refer to race times only and do not include handicap times.)

[] Position in running at each section and finish TAB# Saddle cloth number
 -:-:- No data available at this section BAR# Barrier/Gate Position
 NA No data available DNF Did not finish
 DNT Did not track DT-W Distance travelled compared to winner in metres

Fastest split
 Fastest section

data processed by TRIPLESDATA

Horse/Jockey Name	Lift'n'mehigher/Reece O'Connell
Finish Rank	1
Fastest Section Time (Section)	0:10.71 (1200-1000)
Top Speed [km/h] (Section)	68.0 (1200-1000)
Race State	Finished



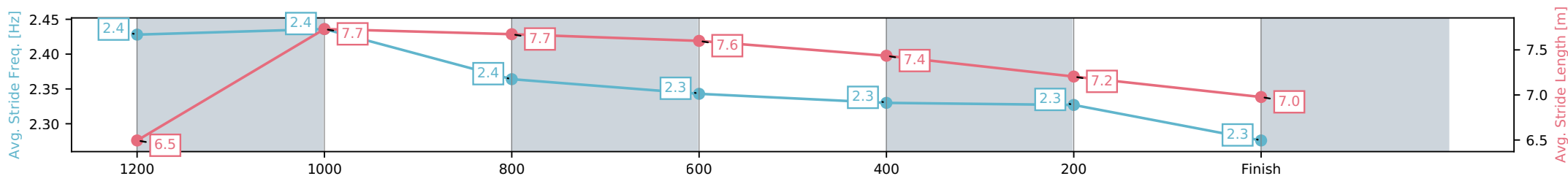
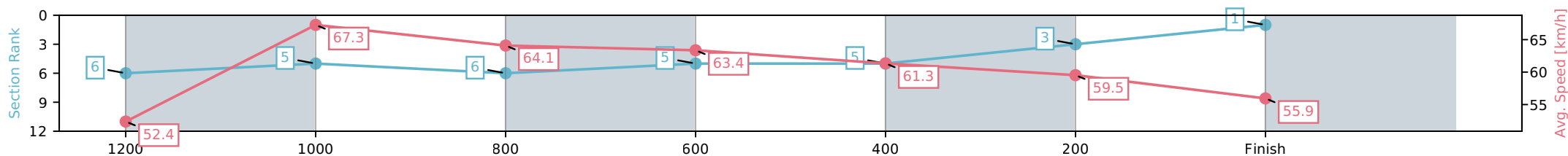
Dalby QLD --Professional-2026-06-18
 Race 7: LADBROKES SEE THE BIG BETS ON EVERY EVENT
 RATINGS BAND 0 - 55 Handicap - 1400m

18 June 2026 - 3:25PM

Track Rating: Soft 5, Weather: Fine, Rail Position: +2m 500m-300m,
 True Remainder



Section	L1400	L1200	L1000	L800	L600	L400	L200
Section Times	1:24.76 (0:14.22)	1:10.54 [6] (0:10.71)	0:59.83 [5] (0:11.25)	0:48.58 [6] (0:11.54)	0:37.04 [5] (0:11.93)	0:25.11 [5] (0:12.23)	0:12.88 [3] (0:12.88)
Average Speed [km/h]	52.4	67.3	64.1	63.4	61.3	59.5	55.9
Top Speed [km/h]	66.7	68.0	65.8	63.8	62.8	60.4	58.8
Avg. Dist. to Rail [m]	8.8	4.2	4.4	3.5	2.6	5.5	7.8
Avg. Stride Freq. [Hz]	2.4	2.4	2.4	2.3	2.3	2.3	2.3
Avg. Stride Length [m]	6.5	7.7	7.7	7.6	7.4	7.2	7.0



- [] Ranking at each section and finish
- :-:- No data available at this section
- NA No data available

Horse/Jockey Name	She's Brutal/Kelsey Lenton
Finish Rank	2
Fastest Section Time (Section)	0:10.66 (1200-1000)
Top Speed [km/h] (Section)	68.6 (1200-1000)
Race State	Finished



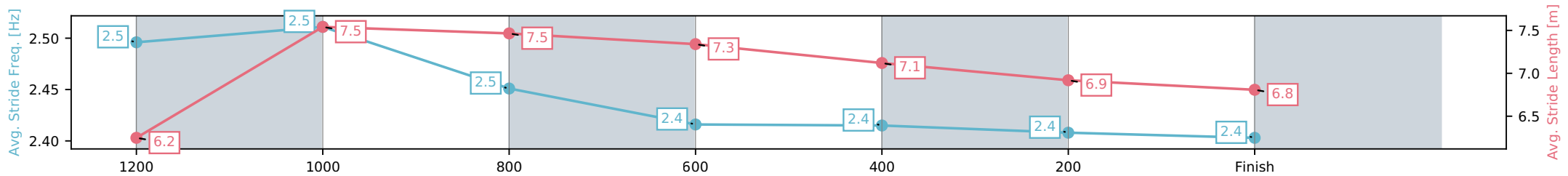
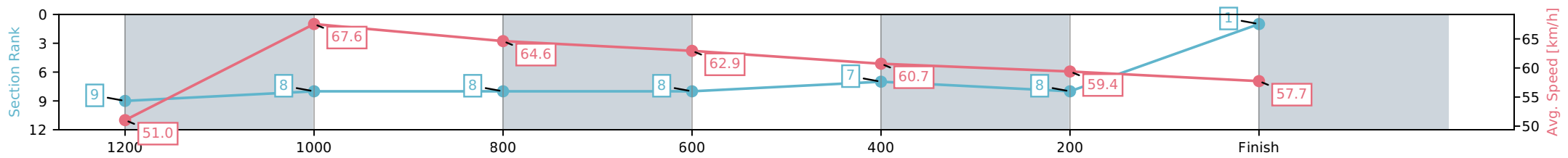
Dalby QLD --Professional-2026-06-18
 Race 7: LADBROKES SEE THE BIG BETS ON EVERY EVENT
 RATINGS BAND 0 - 55 Handicap - 1400m

18 June 2026 - 3:25PM

Track Rating: Soft 5, Weather: Fine, Rail Position: +2m 500m-300m,
 True Remainder



Section	L1400	L1200	L1000	L800	L600	L400	L200
Section Times	1:24.76 (0:14.62)	1:10.14 [9] (0:10.66)	0:59.48 [8] (0:11.15)	0:48.32 [8] (0:11.56)	0:36.77 [8] (0:12.04)	0:24.72 [7] (0:12.22)	0:12.50 [8] (0:12.50)
Average Speed [km/h]	51.0	67.6	64.6	62.9	60.7	59.4	57.7
Top Speed [km/h]	66.5	68.6	66.9	63.3	62.4	60.0	59.2
Avg. Dist. to Rail [m]	8.4	3.6	3.4	2.3	2.4	5.1	8.5
Avg. Stride Freq. [Hz]	2.5	2.5	2.5	2.4	2.4	2.4	2.4
Avg. Stride Length [m]	6.2	7.5	7.5	7.3	7.1	6.9	6.8



- [] Ranking at each section and finish
- :-:- No data available at this section
- NA No data available

Horse/Jockey Name	Trusty Bandit/Aidan Keeley
Finish Rank	3
Fastest Section Time (Section)	0:10.85 (1200-1000)
Top Speed [km/h] (Section)	67.2 (1000-800)
Race State	Finished



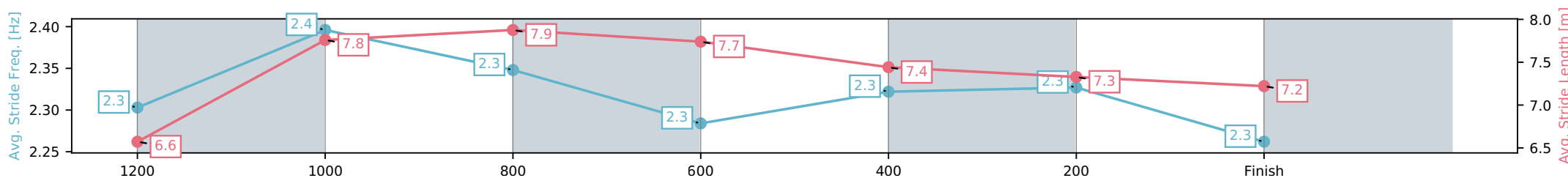
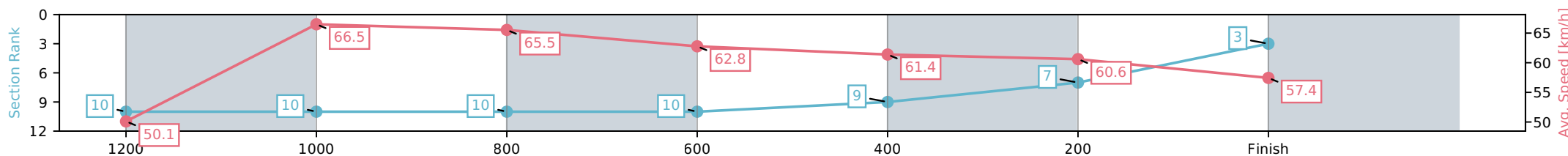
Dalby QLD --Professional-2026-06-18
 Race 7: LADBROKES SEE THE BIG BETS ON EVERY EVENT
 RATINGS BAND 0 - 55 Handicap - 1400m

18 June 2026 - 3:25PM

Track Rating: Soft 5, Weather: Fine, Rail Position: +2m 500m-300m,
 True Remainder



Section	L1400	L1200	L1000	L800	L600	L400	L200
Section Times	1:24.82 (0:14.88)	1:09.94 [10] (0:10.85)	0:59.09 [10] (0:10.98)	0:48.11 [10] (0:11.59)	0:36.52 [10] (0:11.92)	0:24.60 [9] (0:12.01)	0:12.59 [7] (0:12.59)
Average Speed [km/h]	50.1	66.5	65.5	62.8	61.4	60.6	57.4
Top Speed [km/h]	65.1	67.1	67.2	63.5	62.5	61.1	59.5
Avg. Dist. to Rail [m]	4.3	3.2	2.8	2.1	2.5	6.4	10.6
Avg. Stride Freq. [Hz]	2.3	2.4	2.3	2.3	2.3	2.3	2.3
Avg. Stride Length [m]	6.6	7.8	7.9	7.7	7.4	7.3	7.2



- [] Ranking at each section and finish
- :-:- No data available at this section
- NA No data available

Horse/Jockey Name	Cheerful Cat/Jace McMurray
Finish Rank	4
Fastest Section Time (Section)	0:10.74 (1200-1000)
Top Speed [km/h] (Section)	67.4 (1200-1000)
Race State	Finished



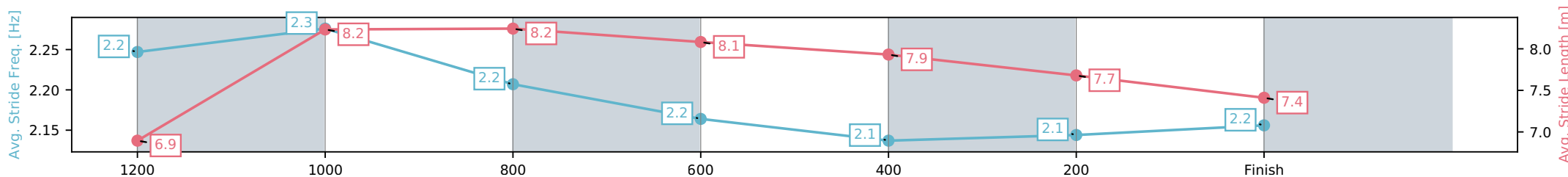
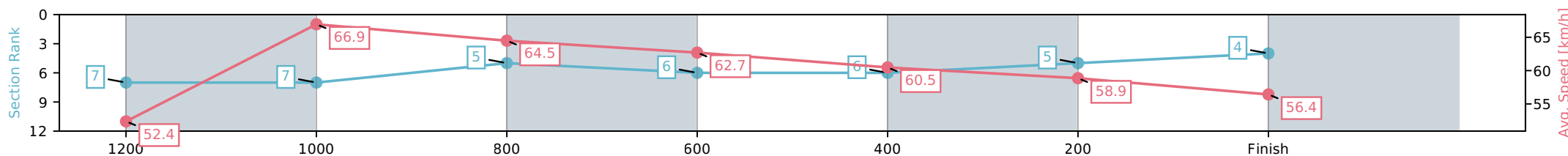
Dalby QLD --Professional-2026-06-18
 Race 7: LADBROKES SEE THE BIG BETS ON EVERY EVENT
 RATINGS BAND 0 - 55 Handicap - 1400m

18 June 2026 - 3:25PM

Track Rating: Soft 5, Weather: Fine, Rail Position: +2m 500m-300m,
 True Remainder



Section	L1400	L1200	L1000	L800	L600	L400	L200
Section Times	1:24.88 (0:14.24)	1:10.64 [7] (0:10.74)	0:59.91 [7] (0:11.17)	0:48.74 [5] (0:11.60)	0:37.14 [6] (0:11.97)	0:25.17 [6] (0:12.31)	0:12.86 [5] (0:12.86)
Average Speed [km/h]	52.4	66.9	64.5	62.7	60.5	58.9	56.4
Top Speed [km/h]	66.2	67.4	66.2	63.7	62.0	59.6	58.6
Avg. Dist. to Rail [m]	4.3	2.4	2.5	1.9	1.0	3.6	6.5
Avg. Stride Freq. [Hz]	2.2	2.3	2.2	2.2	2.1	2.1	2.2
Avg. Stride Length [m]	6.9	8.2	8.2	8.1	7.9	7.7	7.4



- [] Ranking at each section and finish
- :-:- No data available at this section
- NA No data available

Horse/Jockey Name	Peach Galantes/Bailie Baker
Finish Rank	5
Fastest Section Time (Section)	0:10.62 (1200-1000)
Top Speed [km/h] (Section)	68.3 (1200-1000)
Race State	Finished



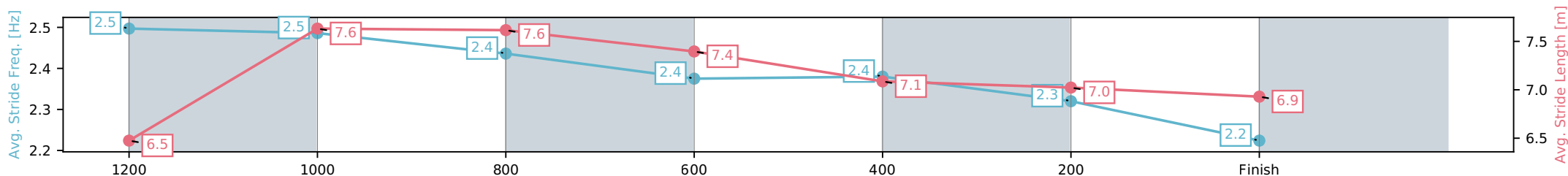
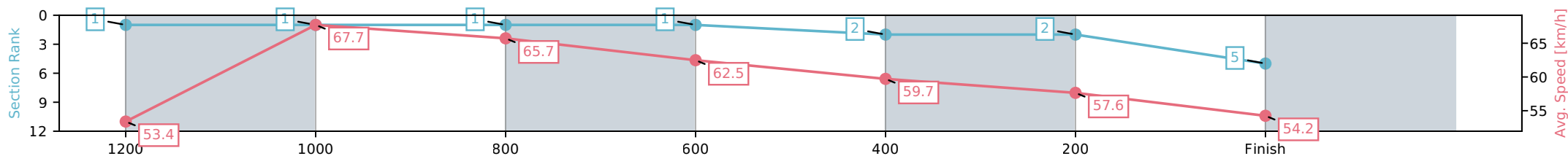
Dalby QLD --Professional-2026-06-18
 Race 7: LADBROKES SEE THE BIG BETS ON EVERY EVENT
 RATINGS BAND 0 - 55 Handicap - 1400m

18 June 2026 - 3:25PM

Track Rating: Soft 5, Weather: Fine, Rail Position: +2m 500m-300m,
 True Remainder



Section	L1400	L1200	L1000	L800	L600	L400	L200
Section Times	1:25.06 (0:13.95)	1:11.11 [1] (0:10.62)	1:00.48 [1] (0:10.97)	0:49.51 [1] (0:11.56)	0:37.95 [1] (0:12.10)	0:25.85 [2] (0:12.53)	0:13.32 [2] (0:13.32)
Average Speed [km/h]	53.4	67.7	65.7	62.5	59.7	57.6	54.2
Top Speed [km/h]	66.8	68.3	67.8	64.2	61.3	58.5	56.5
Avg. Dist. to Rail [m]	8.4	5.7	2.4	1.0	0.6	2.1	3.7
Avg. Stride Freq. [Hz]	2.5	2.5	2.4	2.4	2.4	2.3	2.2
Avg. Stride Length [m]	6.5	7.6	7.6	7.4	7.1	7.0	6.9



- [] Ranking at each section and finish
- :-:- No data available at this section
- NA No data available

Horse/Jockey Name	One More Thing/Jess Emmerson
Finish Rank	6
Fastest Section Time (Section)	0:10.67 (1200-1000)
Top Speed [km/h] (Section)	68.3 (1200-1000)
Race State	Finished



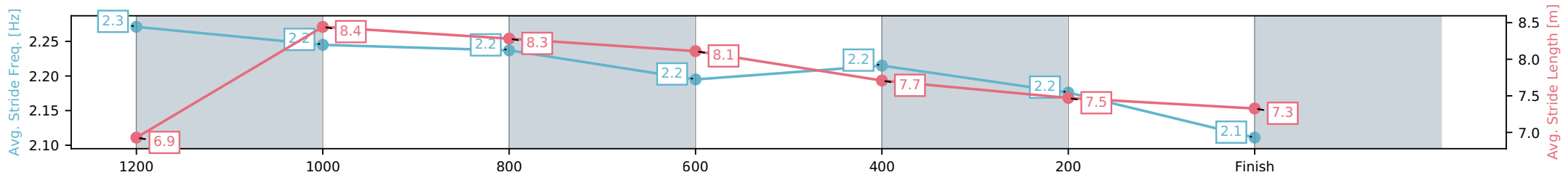
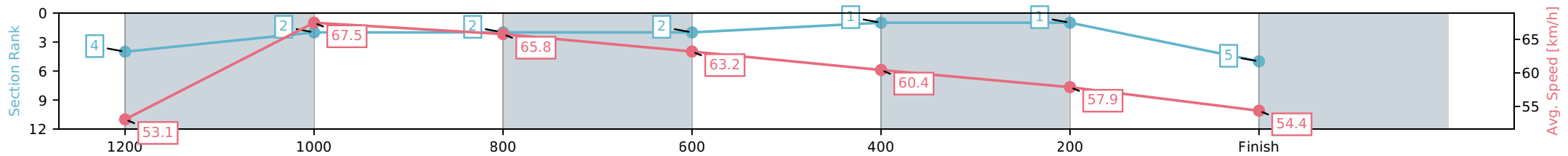
Dalby QLD --Professional-2026-06-18
 Race 7: LADBROKES SEE THE BIG BETS ON EVERY EVENT
 RATINGS BAND 0 - 55 Handicap - 1400m

18 June 2026 - 3:25PM



Track Rating: Soft 5, Weather: Fine, Rail Position: +2m 500m-300m,
 True Remainder

Section	L1400	L1200	L1000	L800	L600	L400	L200
Section Times	1:25.06 (0:14.04)	1:11.02 [4] (0:10.67)	1:00.35 [2] (0:10.95)	0:49.40 [2] (0:11.49)	0:37.90 [2] (0:12.03)	0:25.87 [1] (0:12.52)	0:13.35 [1] (0:13.35)
Average Speed [km/h]	53.1	67.5	65.8	63.2	60.4	57.9	54.4
Top Speed [km/h]	67.2	68.3	66.9	64.3	61.2	59.1	56.1
Avg. Dist. to Rail [m]	11.0	6.1	4.0	2.2	1.4	4.0	5.7
Avg. Stride Freq. [Hz]	2.3	2.2	2.2	2.2	2.2	2.2	2.1
Avg. Stride Length [m]	6.9	8.4	8.3	8.1	7.7	7.5	7.3



- [] Ranking at each section and finish
- :-:- No data available at this section
- NA No data available

Horse/Jockey Name	All Black/Chloe Lowe
Finish Rank	7
Fastest Section Time (Section)	0:10.72 (1200-1000)
Top Speed [km/h] (Section)	68.3 (1200-1000)
Race State	Finished



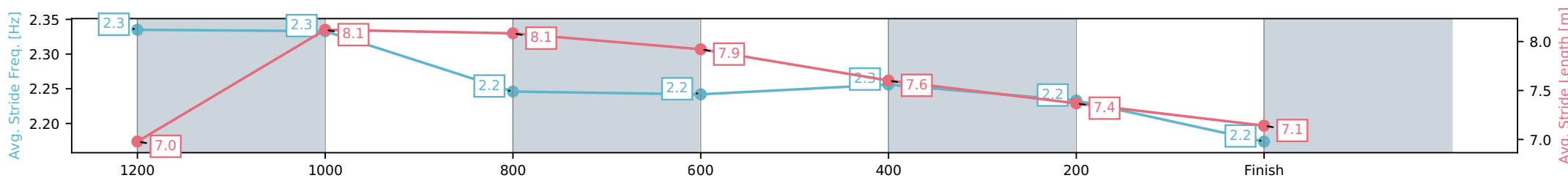
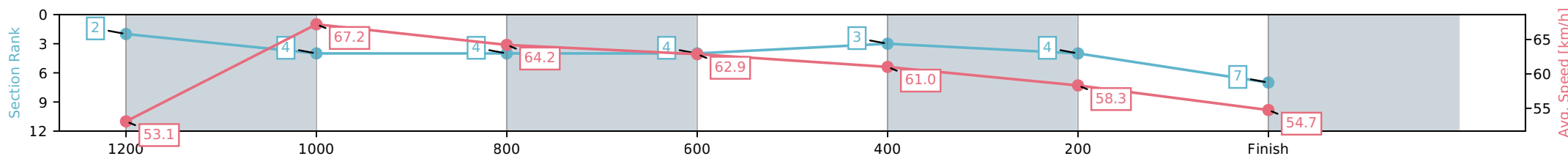
Dalby QLD --Professional-2026-06-18
 Race 7: LADBROKES SEE THE BIG BETS ON EVERY EVENT
 RATINGS BAND 0 - 55 Handicap - 1400m

18 June 2026 - 3:25PM

Track Rating: Soft 5, Weather: Fine, Rail Position: +2m 500m-300m,
 True Remainder



Section	L1400	L1200	L1000	L800	L600	L400	L200
Section Times	1:25.21 (0:14.02)	1:11.19 [2] (0:10.72)	1:00.46 [4] (0:11.22)	0:49.25 [4] (0:11.59)	0:37.65 [4] (0:11.93)	0:25.72 [3] (0:12.46)	0:13.26 [4] (0:13.26)
Average Speed [km/h]	53.1	67.2	64.2	62.9	61.0	58.3	54.7
Top Speed [km/h]	67.7	68.3	65.2	63.4	62.3	59.6	56.4
Avg. Dist. to Rail [m]	7.3	4.0	3.7	2.7	1.9	4.5	7.9
Avg. Stride Freq. [Hz]	2.3	2.3	2.2	2.2	2.3	2.2	2.2
Avg. Stride Length [m]	7.0	8.1	8.1	7.9	7.6	7.4	7.1



- [] Ranking at each section and finish
- :-:- No data available at this section
- NA No data available

Horse/Jockey Name	Shot Down By Love/Montanna Savva
Finish Rank	8
Fastest Section Time (Section)	0:10.70 (1200-1000)
Top Speed [km/h] (Section)	68.0 (1200-1000)
Race State	Finished



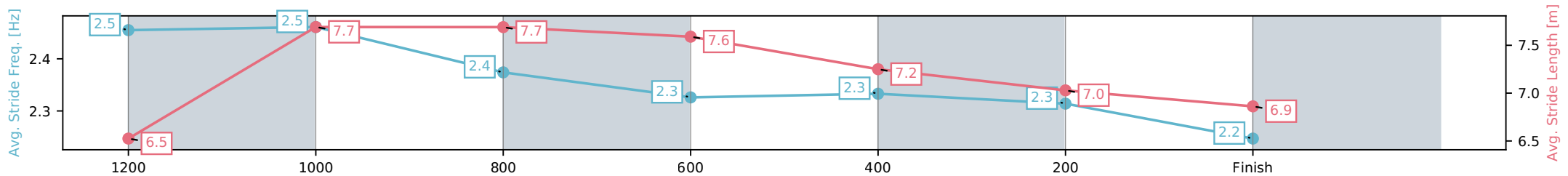
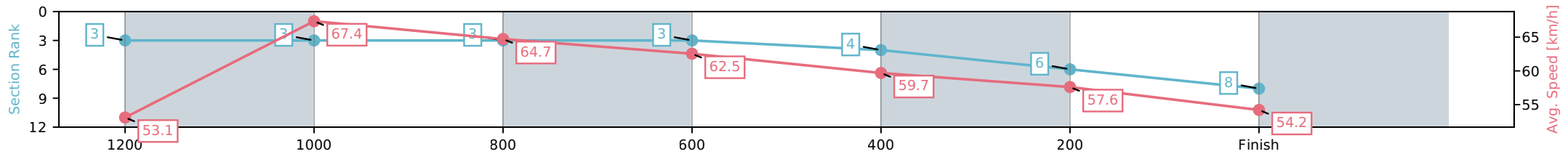
Dalby QLD --Professional-2026-06-18
 Race 7: LADBROKES SEE THE BIG BETS ON EVERY EVENT
 RATINGS BAND 0 - 55 Handicap - 1400m

18 June 2026 - 3:25PM

Track Rating: Soft 5, Weather: Fine, Rail Position: +2m 500m-300m,
 True Remainder



Section	L1400	L1200	L1000	L800	L600	L400	L200
Section Times	1:25.38 (0:14.03)	1:11.35 [3] (0:10.70)	1:00.65 [3] (0:11.13)	0:49.52 [3] (0:11.60)	0:37.92 [3] (0:12.12)	0:25.80 [4] (0:12.55)	0:13.25 [6] (0:13.25)
Average Speed [km/h]	53.1	67.4	64.7	62.5	59.7	57.6	54.2
Top Speed [km/h]	66.4	68.0	66.5	63.1	61.5	58.3	56.4
Avg. Dist. to Rail [m]	6.2	2.8	2.5	1.6	0.9	2.6	2.9
Avg. Stride Freq. [Hz]	2.5	2.5	2.4	2.3	2.3	2.3	2.2
Avg. Stride Length [m]	6.5	7.7	7.7	7.6	7.2	7.0	6.9



- [] Ranking at each section and finish
- :-:- No data available at this section
- NA No data available

Horse/Jockey Name	Risk For Reward/Les Tilley
Finish Rank	9
Fastest Section Time (Section)	0:10.78 (1200-1000)
Top Speed [km/h] (Section)	67.3 (1200-1000)
Race State	Finished



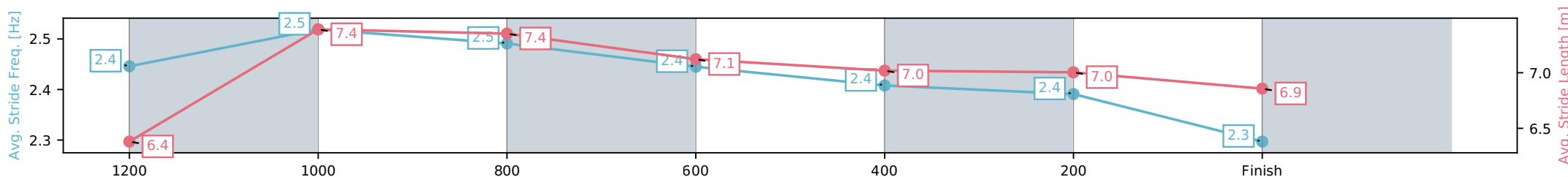
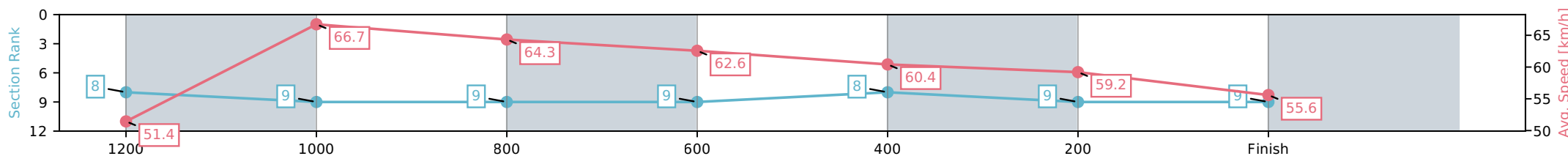
Dalby QLD --Professional-2026-06-18
 Race 7: LADBROKES SEE THE BIG BETS ON EVERY EVENT
 RATINGS BAND 0 - 55 Handicap - 1400m

18 June 2026 - 3:25PM

Track Rating: Soft 5, Weather: Fine, Rail Position: +2m 500m-300m,
 True Remainder



Section	L1400	L1200	L1000	L800	L600	L400	L200
Section Times	1:25.40 (0:14.50)	1:10.90 [8] (0:10.78)	1:00.11 [9] (0:11.21)	0:48.91 [9] (0:11.56)	0:37.34 [9] (0:12.00)	0:25.34 [8] (0:12.27)	0:13.07 [9] (0:13.07)
Average Speed [km/h]	51.4	66.7	64.3	62.6	60.4	59.2	55.6
Top Speed [km/h]	66.3	67.3	66.3	63.7	61.4	60.0	57.8
Avg. Dist. to Rail [m]	5.1	2.6	1.8	1.5	1.1	5.1	9.4
Avg. Stride Freq. [Hz]	2.4	2.5	2.5	2.4	2.4	2.4	2.3
Avg. Stride Length [m]	6.4	7.4	7.4	7.1	7.0	7.0	6.9



- [] Ranking at each section and finish
- :-:- No data available at this section
- NA No data available

Horse/Jockey Name	Proponent/Wayne O'Connell
Finish Rank	10
Fastest Section Time (Section)	0:10.77 (1200-1000)
Top Speed [km/h] (Section)	67.7 (1200-1000)
Race State	Finished



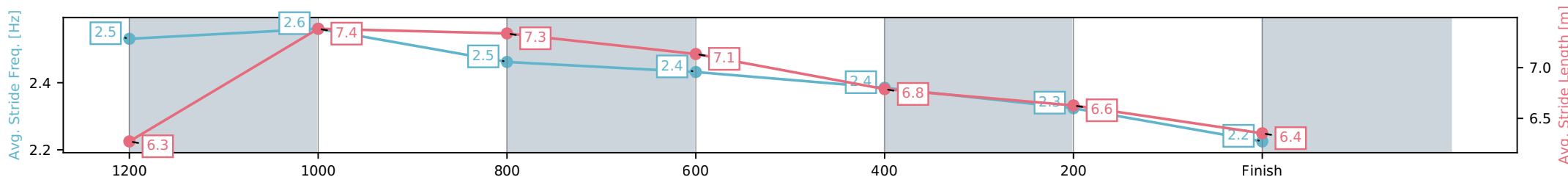
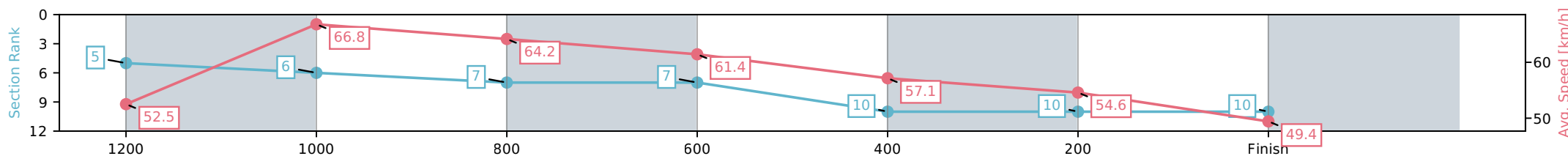
Dalby QLD --Professional-2026-06-18
 Race 7: LADBROKES SEE THE BIG BETS ON EVERY EVENT
 RATINGS BAND 0 - 55 Handicap - 1400m

18 June 2026 - 3:25PM

Track Rating: Soft 5, Weather: Fine, Rail Position: +2m 500m-300m,
 True Remainder



Section	L1400	L1200	L1000	L800	L600	L400	L200
Section Times	1:28.41 (0:14.20)	1:14.21 [5] (0:10.77)	1:03.45 [6] (0:11.23)	0:52.22 [7] (0:11.76)	0:40.46 [7] (0:12.59)	0:27.87 [10] (0:13.23)	0:14.64 [10] (0:14.64)
Average Speed [km/h]	52.5	66.8	64.2	61.4	57.1	54.6	49.4
Top Speed [km/h]	66.4	67.7	65.7	63.1	60.4	56.3	52.4
Avg. Dist. to Rail [m]	3.1	1.1	1.2	0.7	0.5	1.9	3.1
Avg. Stride Freq. [Hz]	2.5	2.6	2.5	2.4	2.4	2.3	2.2
Avg. Stride Length [m]	6.3	7.4	7.3	7.1	6.8	6.6	6.4




- [] Ranking at each section and finish
- :-:- No data available at this section
- NA No data available



Dalby QLD

Race 8: DALBY & NORTHERN DOWNS JOCKEY CLUB LIFE MEMBERS RATINGS BAND 0 - 55
Handicap - 1400m

18 June 2026 - 4:05PM



Track Rating: Good 4, Weather: Fine, Rail Position: +2m 500m-300m, True Remainder

Field Times (Race Tempo) 1:25.08 (0:13.97) 1:11.11 (0:10.72) 1:00.39 (0:11.95) 0:48.44 (0:12.11) 0:36.33 (0:12.15) 0:24.18 (0:12.20) 0:11.98 (0:11.98)

Rank	TAB#	Horse	Overall Time	First 400m	Top Speed km/h (Section)	L1400	L1200	L1000	L800	L600	L400	L200	
	(BAR#)	Jockey	Margin (DT-W)	Last 600m	Fastest Section (Time)	Start - 1200	1200 - 1000	1000 - 800	800 - 600	600 - 400	400 - 200	200 - Finish	
1	9	Truck Stop Honey	1:25.08	0:25.45	66.2 (1200-1000)	1:25.08	1:10.57 [6]	0:59.63 [6]	0:47.97 [5]	0:35.74 [5]	0:23.83 [4]	0:11.91 [3]	
	(7)	Fred Larson		0:35.74	1200-1000 (0:10.94)	(0:14.51)	(0:10.94)	(0:11.66)	(0:12.23)	(0:11.91)	(0:11.92)	(0:11.91)	
2	6	The Cops	1:25.11	0:25.08	65.9 (1400 - 1200)	1:25.11	1:11.08 [3]	1:00.03 [3]	0:48.14 [4]	0:35.91 [3]	0:23.92 [3]	0:12.01 [1]	
	(3)	Jaden Lloyd	0.2L (+3)	0:35.92	1200-1000 (0:11.04)	(0:14.04)	(0:11.04)	(0:11.89)	(0:12.22)	(0:12.00)	(0:11.91)	(0:12.01)	
3	11	Imarealamerican	1:25.14	0:26.16	65.5 (1000-800)	1:25.14	1:10.28 [10]	0:58.98 [10]	0:47.60 [10]	0:35.02 [10]	0:23.20 [10]	0:11.90 [5]	
	(10)	Danny Peisley	0.4L (+4)	0:35.02	1200-1000 (0:11.30)	(0:14.86)	(0:11.30)	0:11.38	(0:12.58)	(0:11.82)	0:11.30	(0:11.90)	
4	1	Causeways	1:25.18	0:25.97	65.2 (1200-1000)	1:25.18	1:10.40 [9]	0:59.21 [9]	0:47.70 [9]	0:35.14 [9]	0:23.35 [9]	0:11.76 [8]	
	(8)	Julie Busuttin	0.6L (+2)	0:35.14	1200-1000 (0:11.19)	(0:14.78)	(0:11.19)	(0:11.50)	(0:12.56)	0:11.79	(0:11.59)	0:11.76	
5	10	Ucelle	1:25.26	0:24.90	67.7 (1200-1000)	1:25.26	1:11.29 [2]	1:00.36 [2]	0:48.52 [2]	0:36.33 [2]	0:24.19 [2]	0:11.97 [6]	
	(6)	Corey Sutherland	1.1L (+4)	0:36.33	1200-1000 (0:10.93)	0:13.97	(0:10.93)	(0:11.83)	(0:12.19)	(0:12.14)	(0:12.22)	(0:11.97)	
6	8	West Cork	1:25.31	0:25.26	67.2 (1200-1000)	1:25.31	1:10.98 [5]	1:00.05 [5]	0:48.15 [6]	0:35.83 [6]	0:23.78 [6]	0:11.97 [7]	
	(2)	Aidan Keeley	1.4L (+3)	0:35.83	1200-1000 (0:10.93)	(0:14.33)	(0:10.93)	(0:11.90)	(0:12.32)	(0:12.05)	(0:11.81)	(0:11.97)	
7	2	What Did You Say	1:25.57	0:25.15	66.8 (1200-1000)	1:25.57	1:11.33 [4]	1:00.41 [4]	0:48.60 [3]	0:36.36 [4]	0:24.29 [5]	0:12.43 [2]	
	(1)	Damien Boche	2.9L (+0)	0:36.36	1200-1000 (0:10.91)	(0:14.24)	(0:10.91)	(0:11.81)	(0:12.25)	(0:12.07)	(0:11.86)	(0:12.43)	
8	3	Artifactx	1:25.86	0:25.92	66.1 (1000-800)	1:25.86	1:11.10 [8]	0:59.93 [8]	0:48.50 [8]	0:36.05 [8]	0:24.09 [8]	0:12.33 [10]	
	(9)	Taylor Marshall	4.6L (+5)	0:36.04	1200-1000 (0:11.16)	(0:14.76)	(0:11.16)	(0:11.44)	(0:12.45)	(0:11.96)	(0:11.75)	(0:12.33)	
9	4	North Channel	1:26.10	0:25.63	65.7 (1200-1000)	1:26.10	1:11.53 [7]	1:00.47 [7]	0:48.76 [7]	0:36.41 [7]	0:24.43 [7]	0:12.60 [9]	
	(4)	Sean Cormack	6.0L (+3)	0:36.42	1200-1000 (0:11.06)	(0:14.57)	(0:11.06)	(0:11.71)	(0:12.34)	(0:11.98)	(0:11.84)	(0:12.60)	
10	7	Lukey Blue	1:26.32	0:24.69	67.9 (1200-1000)	1:26.32	1:12.35 [1]	1:01.63 [1]	0:49.68 [1]	0:37.57 [1]	0:25.42 [1]	0:13.15 [4]	
	(5)	Micheal Hellyer	7.3L (+2)	0:37.57	1200-1000 (0:10.72)	0:13.97	0:10.72	(0:11.95)	0:12.11	(0:12.15)	(0:12.27)	(0:13.15)	

Scratched: Twilight Steps (#5), Letters Of Romance (#12), Bringme (#13), Livewire Lass (#14), Kindly (#15), Jerome (#16), Termite (#17)

Report Created: Thu 18 June 2026

(Note: Races are conducted over an approximate distance as close as possible to the advertised distance, and recorded data may vary accordingly. Official times refer to race times only and do not include handicap times.)

[] Position in running at each section and finish
 TAB# Saddle cloth number
 -:-- No data available at this section
 BAR# Barrier/Gate Position
 NA No data available
 DNF Did not finish
 DNT Did not track
 DT-W Distance travelled compared to winner in metres

Fastest split
 Fastest section

data processed by TRIPLESDATA

Horse/Jockey Name	Truck Stop Honey/Fred Larson
Finish Rank	1
Fastest Section Time (Section)	0:10.94 (1200-1000)
Top Speed [km/h] (Section)	66.2 (1200-1000)
Race State	Finished



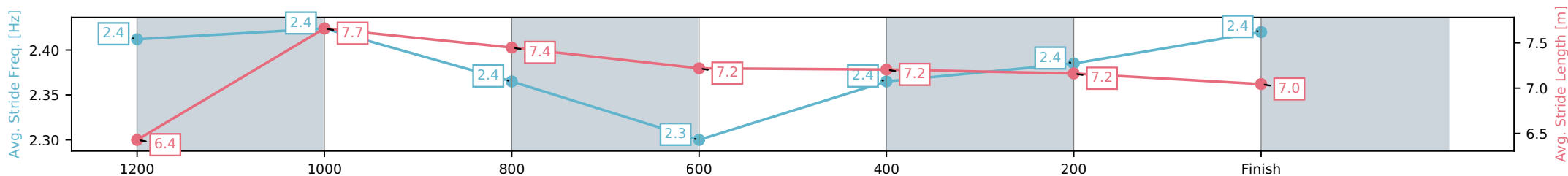
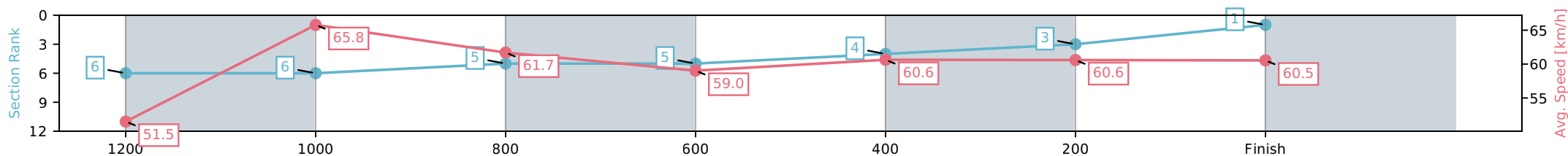
Dalby QLD --Professional-2026-06-18
 Race 8: DALBY & NORTHERN DOWNS JOCKEY CLUB LIFE
 MEMBERS RATINGS BAND 0 - 55 Handicap - 1400m



18 June 2026 - 4:05PM

Track Rating: Good 4, Weather: Fine, Rail Position: +2m 500m-300m,
 True Remainder

Section	L1400	L1200	L1000	L800	L600	L400	L200
Section Times	1:25.08 (0:14.51)	1:10.57 [6] (0:10.94)	0:59.63 [6] (0:11.66)	0:47.97 [5] (0:12.23)	0:35.74 [5] (0:11.91)	0:23.83 [4] (0:11.92)	0:11.91 [3] (0:11.91)
Average Speed [km/h]	51.5	65.8	61.7	59.0	60.6	60.6	60.5
Top Speed [km/h]	65.2	66.2	65.5	59.6	61.7	62.0	61.8
Avg. Dist. to Rail [m]	6.2	2.4	1.3	0.7	0.5	3.5	5.7
Avg. Stride Freq. [Hz]	2.4	2.4	2.4	2.3	2.4	2.4	2.4
Avg. Stride Length [m]	6.4	7.7	7.4	7.2	7.2	7.2	7.0



- [] Ranking at each section and finish
- :-:- No data available at this section
- NA No data available

Horse/Jockey Name	The Cops/Jaden Lloyd
Finish Rank	2
Fastest Section Time (Section)	0:11.04 (1200-1000)
Top Speed [km/h] (Section)	65.9 (1400 - 1200)
Race State	Finished



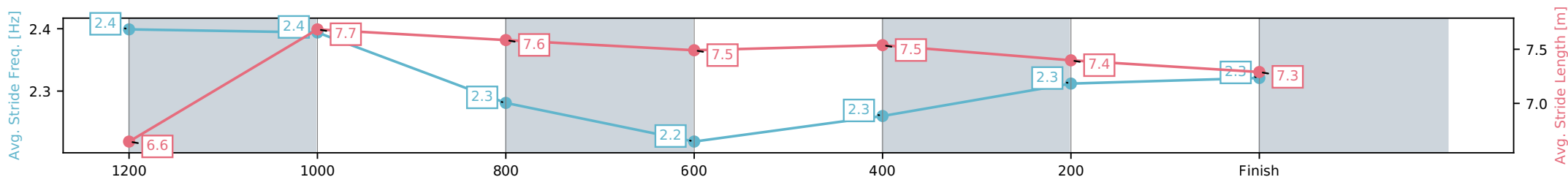
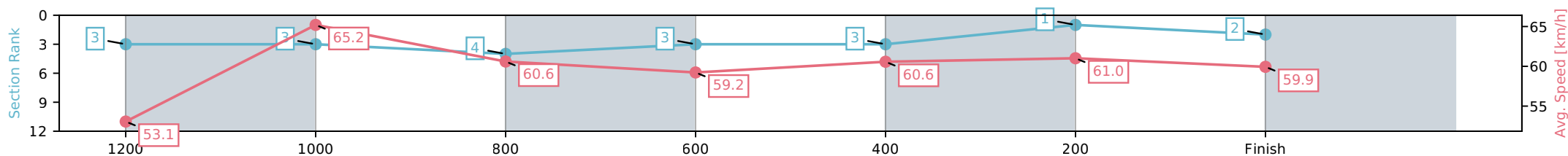
Dalby QLD --Professional-2026-06-18
 Race 8: DALBY & NORTHERN DOWNS JOCKEY CLUB LIFE
 MEMBERS RATINGS BAND 0 - 55 Handicap - 1400m



18 June 2026 - 4:05PM

Track Rating: Good 4, Weather: Fine, Rail Position: +2m 500m-300m,
 True Remainder

Section	L1400	L1200	L1000	L800	L600	L400	L200
Section Times	1:25.11 (0:14.04)	1:11.08 [3] (0:11.04)	1:00.03 [3] (0:11.89)	0:48.14 [4] (0:12.22)	0:35.91 [3] (0:12.00)	0:23.92 [3] (0:11.91)	0:12.01 [1] (0:12.01)
Average Speed [km/h]	53.1	65.2	60.6	59.2	60.6	61.0	59.9
Top Speed [km/h]	65.9	65.8	64.1	59.5	61.9	61.7	61.1
Avg. Dist. to Rail [m]	4.1	2.2	2.2	1.5	1.4	5.2	7.8
Avg. Stride Freq. [Hz]	2.4	2.4	2.3	2.2	2.3	2.3	2.3
Avg. Stride Length [m]	6.6	7.7	7.6	7.5	7.5	7.4	7.3



- [] Ranking at each section and finish
- :-:- No data available at this section
- NA No data available

Horse/Jockey Name	Imarealamerican/Danny Peisley
Finish Rank	3
Fastest Section Time (Section)	0:11.30 (1200-1000)
Top Speed [km/h] (Section)	65.5 (1000-800)
Race State	Finished



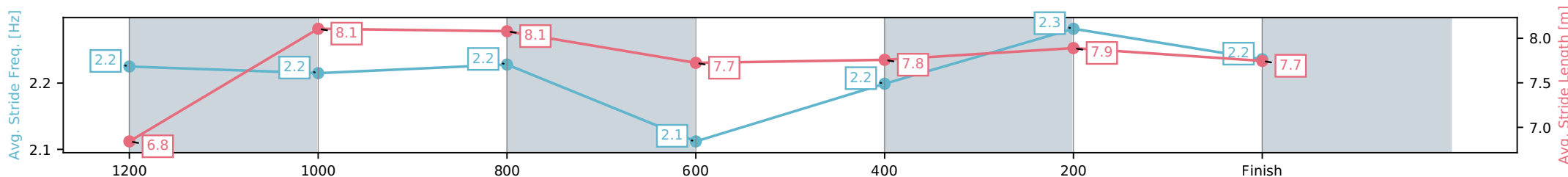
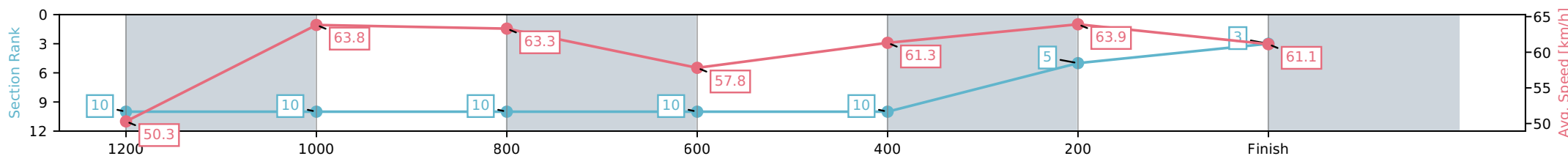
Dalby QLD --Professional-2026-06-18
 Race 8: DALBY & NORTHERN DOWNS JOCKEY CLUB LIFE
 MEMBERS RATINGS BAND 0 - 55 Handicap - 1400m

18 June 2026 - 4:05PM

Track Rating: Good 4, Weather: Fine, Rail Position: +2m 500m-300m,
 True Remainder



Section	L1400	L1200	L1000	L800	L600	L400	L200
Section Times	1:25.14 (0:14.86)	1:10.28 [10] (0:11.30)	0:58.98 [10] (0:11.38)	0:47.60 [10] (0:12.58)	0:35.02 [10] (0:11.82)	0:23.20 [10] (0:11.30)	0:11.90 [5] (0:11.90)
Average Speed [km/h]	50.3	63.8	63.3	57.8	61.3	63.9	61.1
Top Speed [km/h]	63.5	65.3	65.5	59.5	63.0	64.8	61.9
Avg. Dist. to Rail [m]	9.1	2.8	2.6	2.3	1.2	3.4	4.7
Avg. Stride Freq. [Hz]	2.2	2.2	2.2	2.1	2.2	2.3	2.2
Avg. Stride Length [m]	6.8	8.1	8.1	7.7	7.8	7.9	7.7



- [] Ranking at each section and finish
- :-:- No data available at this section
- NA No data available

Horse/Jockey Name	Causeways/Julie Busuttin
Finish Rank	4
Fastest Section Time (Section)	0:11.19 (1200-1000)
Top Speed [km/h] (Section)	65.2 (1200-1000)
Race State	Finished



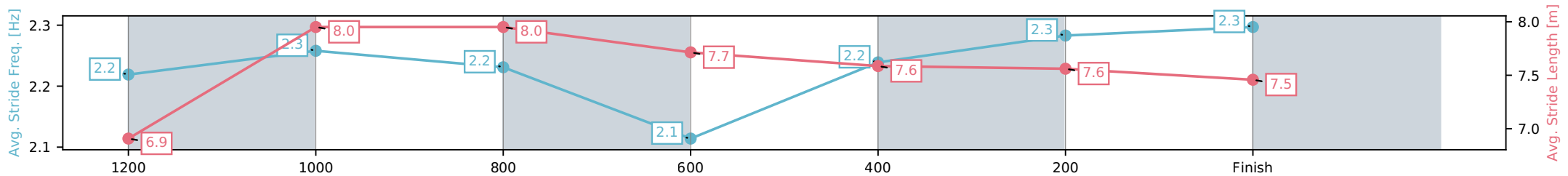
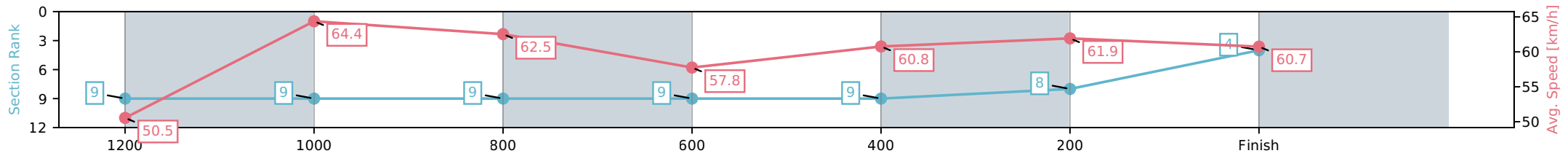
Dalby QLD --Professional-2026-06-18
 Race 8: DALBY & NORTHERN DOWNS JOCKEY CLUB LIFE
 MEMBERS RATINGS BAND 0 - 55 Handicap - 1400m



18 June 2026 - 4:05PM

Track Rating: Good 4, Weather: Fine, Rail Position: +2m 500m-300m,
 True Remainder

Section	L1400	L1200	L1000	L800	L600	L400	L200
Section Times	1:25.18 (0:14.78)	1:10.40 [9] (0:11.19)	0:59.21 [9] (0:11.50)	0:47.70 [9] (0:12.56)	0:35.14 [9] (0:11.79)	0:23.35 [9] (0:11.59)	0:11.76 [8] (0:11.76)
Average Speed [km/h]	50.5	64.4	62.5	57.8	60.8	61.9	60.7
Top Speed [km/h]	64.5	65.2	64.8	59.5	61.5	62.7	62.1
Avg. Dist. to Rail [m]	6.8	2.0	1.8	1.4	0.9	1.2	0.5
Avg. Stride Freq. [Hz]	2.2	2.3	2.2	2.1	2.2	2.3	2.3
Avg. Stride Length [m]	6.9	8.0	8.0	7.7	7.6	7.6	7.5



- [] Ranking at each section and finish
- :-:- No data available at this section
- NA No data available

Horse/Jockey Name	Ucelle/Corey Sutherland
Finish Rank	5
Fastest Section Time (Section)	0:10.93 (1200-1000)
Top Speed [km/h] (Section)	67.7 (1200-1000)
Race State	Finished



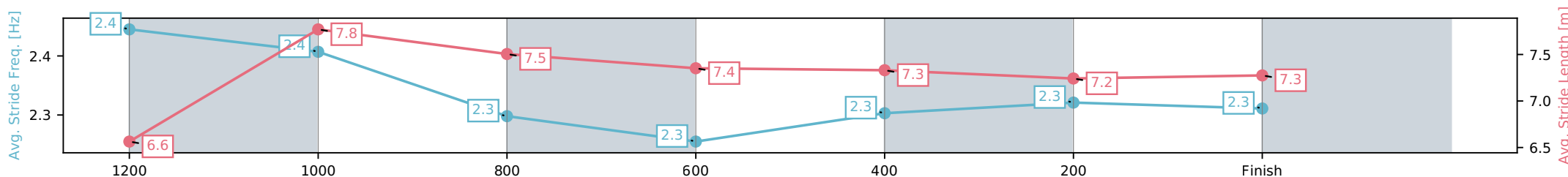
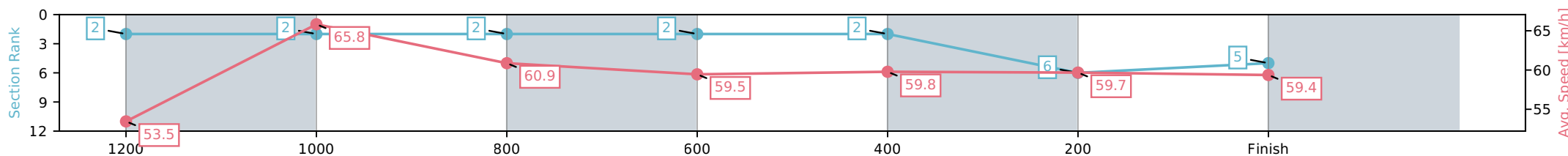
Dalby QLD --Professional-2026-06-18
 Race 8: DALBY & NORTHERN DOWNS JOCKEY CLUB LIFE
 MEMBERS RATINGS BAND 0 - 55 Handicap - 1400m

18 June 2026 - 4:05PM

Track Rating: Good 4, Weather: Fine, Rail Position: +2m 500m-300m,
 True Remainder



Section	L1400	L1200	L1000	L800	L600	L400	L200
Section Times	1:25.26 (0:13.97)	1:11.29 [2] (0:10.93)	1:00.36 [2] (0:11.83)	0:48.52 [2] (0:12.19)	0:36.33 [2] (0:12.14)	0:24.19 [2] (0:12.22)	0:11.97 [6] (0:11.97)
Average Speed [km/h]	53.5	65.8	60.9	59.5	59.8	59.7	59.4
Top Speed [km/h]	67.7	67.7	63.7	59.8	60.2	60.3	60.7
Avg. Dist. to Rail [m]	6.4	3.1	1.9	1.4	1.5	5.8	8.5
Avg. Stride Freq. [Hz]	2.4	2.4	2.3	2.3	2.3	2.3	2.3
Avg. Stride Length [m]	6.6	7.8	7.5	7.4	7.3	7.2	7.3



- [] Ranking at each section and finish
- :-:- No data available at this section
- NA No data available

Horse/Jockey Name	West Cork/Aidan Keeley
Finish Rank	6
Fastest Section Time (Section)	0:10.93 (1200-1000)
Top Speed [km/h] (Section)	67.2 (1200-1000)
Race State	Finished



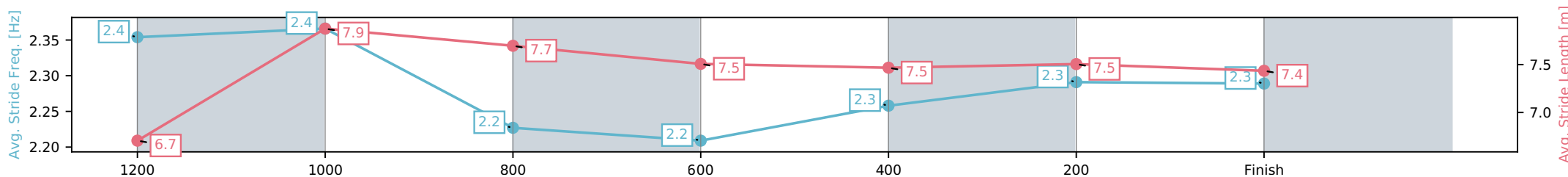
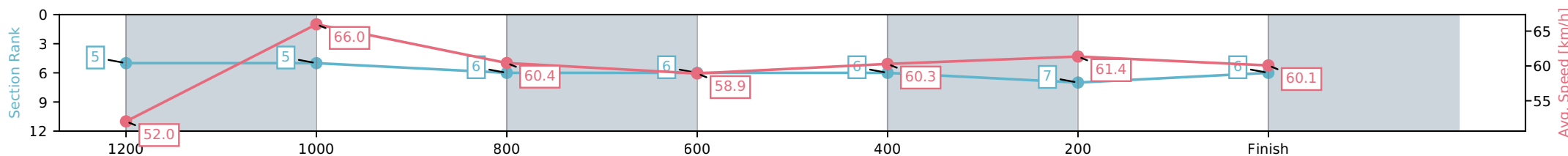
Dalby QLD --Professional-2026-06-18
 Race 8: DALBY & NORTHERN DOWNS JOCKEY CLUB LIFE
 MEMBERS RATINGS BAND 0 - 55 Handicap - 1400m



18 June 2026 - 4:05PM

Track Rating: Good 4, Weather: Fine, Rail Position: +2m 500m-300m,
 True Remainder

Section	L1400	L1200	L1000	L800	L600	L400	L200
Section Times	1:25.31 (0:14.33)	1:10.98 [5] (0:10.93)	1:00.05 [5] (0:11.90)	0:48.15 [6] (0:12.32)	0:35.83 [6] (0:12.05)	0:23.78 [6] (0:11.81)	0:11.97 [7] (0:11.97)
Average Speed [km/h]	52.0	66.0	60.4	58.9	60.3	61.4	60.1
Top Speed [km/h]	65.4	67.2	63.8	59.8	61.6	61.9	61.1
Avg. Dist. to Rail [m]	3.4	2.9	2.9	1.9	1.1	4.5	9.8
Avg. Stride Freq. [Hz]	2.4	2.4	2.2	2.2	2.3	2.3	2.3
Avg. Stride Length [m]	6.7	7.9	7.7	7.5	7.5	7.5	7.4



- [] Ranking at each section and finish
- :-:- No data available at this section
- NA No data available

Horse/Jockey Name	What Did You Say/Damien Boche
Finish Rank	7
Fastest Section Time (Section)	0:10.91 (1200-1000)
Top Speed [km/h] (Section)	66.8 (1200-1000)
Race State	Finished



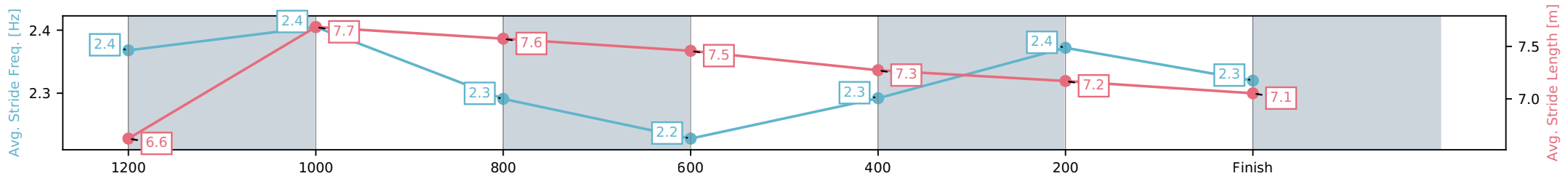
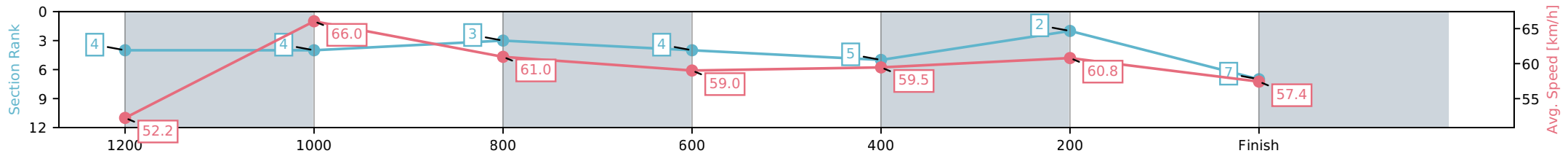
Dalby QLD --Professional-2026-06-18
 Race 8: DALBY & NORTHERN DOWNS JOCKEY CLUB LIFE
 MEMBERS RATINGS BAND 0 - 55 Handicap - 1400m



18 June 2026 - 4:05PM

Track Rating: Good 4, Weather: Fine, Rail Position: +2m 500m-300m,
 True Remainder

Section	L1400	L1200	L1000	L800	L600	L400	L200
Section Times	1:25.57 (0:14.24)	1:11.33 [4] (0:10.91)	1:00.41 [4] (0:11.81)	0:48.60 [3] (0:12.25)	0:36.36 [4] (0:12.07)	0:24.29 [5] (0:11.86)	0:12.43 [2] (0:12.43)
Average Speed [km/h]	52.2	66.0	61.0	59.0	59.5	60.8	57.4
Top Speed [km/h]	65.2	66.8	65.4	60.0	60.1	61.3	60.0
Avg. Dist. to Rail [m]	2.0	1.1	1.4	0.7	0.5	1.6	3.8
Avg. Stride Freq. [Hz]	2.4	2.4	2.3	2.2	2.3	2.4	2.3
Avg. Stride Length [m]	6.6	7.7	7.6	7.5	7.3	7.2	7.1



[] Ranking at each section and finish
 -:-:- No data available at this section
 NA No data available

Horse/Jockey Name	Artifacts/Taylor Marshall
Finish Rank	8
Fastest Section Time (Section)	0:11.16 (1200-1000)
Top Speed [km/h] (Section)	66.1 (1000-800)
Race State	Finished



Dalby QLD --Professional-2026-06-18

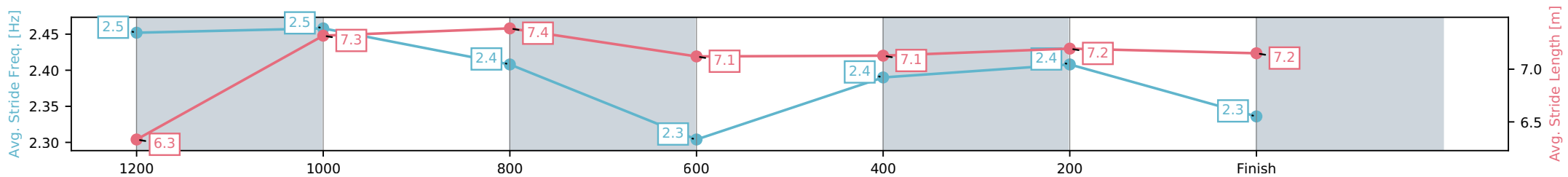
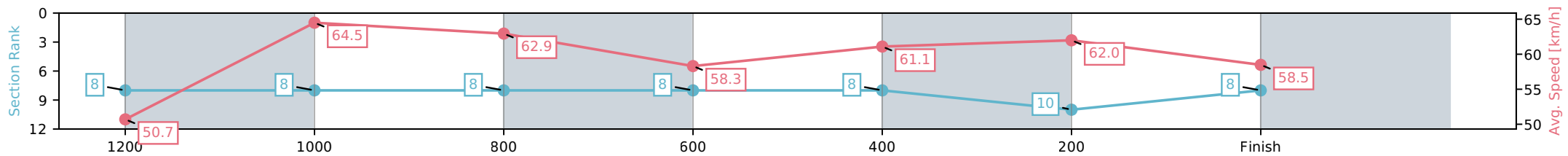
Race 8: DALBY & NORTHERN DOWNS JOCKEY CLUB LIFE MEMBERS RATINGS BAND 0 - 55 Handicap - 1400m

18 June 2026 - 4:05PM

Track Rating: Good 4, Weather: Fine, Rail Position: +2m 500m-300m, True Remainder



Section	L1400	L1200	L1000	L800	L600	L400	L200
Section Times	1:25.86 (0:14.76)	1:11.10 [8] (0:11.16)	0:59.93 [8] (0:11.44)	0:48.50 [8] (0:12.45)	0:36.05 [8] (0:11.96)	0:24.09 [8] (0:11.75)	0:12.33 [10] (0:12.33)
Average Speed [km/h]	50.7	64.5	62.9	58.3	61.1	62.0	58.5
Top Speed [km/h]	63.4	65.2	66.1	59.7	62.1	62.8	62.1
Avg. Dist. to Rail [m]	8.0	2.4	2.0	1.7	2.2	7.0	10.3
Avg. Stride Freq. [Hz]	2.5	2.5	2.4	2.3	2.4	2.4	2.3
Avg. Stride Length [m]	6.3	7.3	7.4	7.1	7.1	7.2	7.2



- [] Ranking at each section and finish
- :-:- No data available at this section
- NA No data available

Horse/Jockey Name	North Channel/Sean Cormack
Finish Rank	9
Fastest Section Time (Section)	0:11.06 (1200-1000)
Top Speed [km/h] (Section)	65.7 (1200-1000)
Race State	Finished



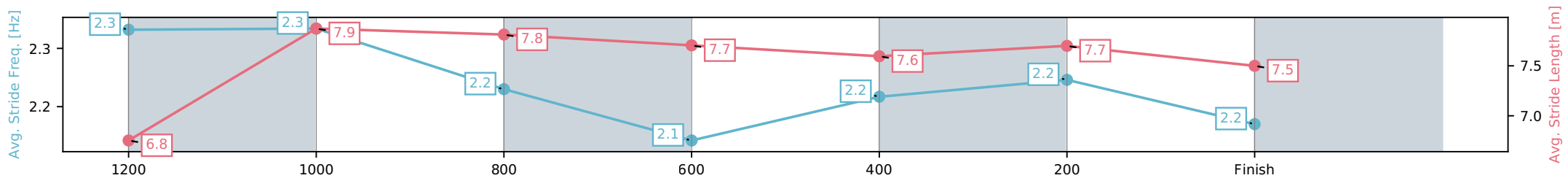
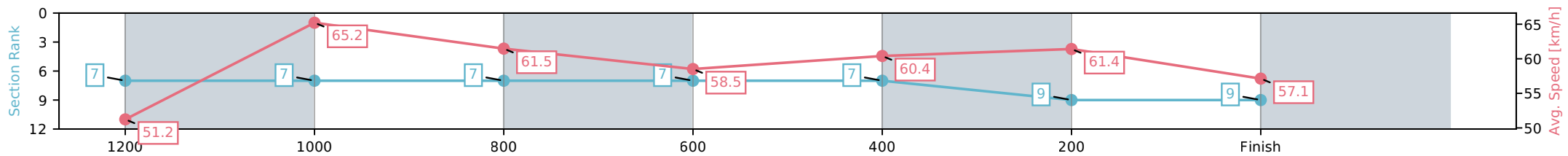
Dalby QLD --Professional-2026-06-18
 Race 8: DALBY & NORTHERN DOWNS JOCKEY CLUB LIFE
 MEMBERS RATINGS BAND 0 - 55 Handicap - 1400m



18 June 2026 - 4:05PM

Track Rating: Good 4, Weather: Fine, Rail Position: +2m 500m-300m,
 True Remainder

Section	L1400	L1200	L1000	L800	L600	L400	L200
Section Times	1:26.10 (0:14.57)	1:11.53 [7] (0:11.06)	1:00.47 [7] (0:11.71)	0:48.76 [7] (0:12.34)	0:36.41 [7] (0:11.98)	0:24.43 [7] (0:11.84)	0:12.60 [9] (0:12.60)
Average Speed [km/h]	51.2	65.2	61.5	58.5	60.4	61.4	57.1
Top Speed [km/h]	64.7	65.7	64.3	59.3	61.8	62.1	60.2
Avg. Dist. to Rail [m]	3.9	1.0	0.9	0.9	0.9	5.6	9.1
Avg. Stride Freq. [Hz]	2.3	2.3	2.2	2.1	2.2	2.2	2.2
Avg. Stride Length [m]	6.8	7.9	7.8	7.7	7.6	7.7	7.5



- [] Ranking at each section and finish
- :-:- No data available at this section
- NA No data available

Horse/Jockey Name	Lukey Blue/Micheal Hellyer
Finish Rank	10
Fastest Section Time (Section)	0:10.72 (1200-1000)
Top Speed [km/h] (Section)	67.9 (1200-1000)
Race State	Finished



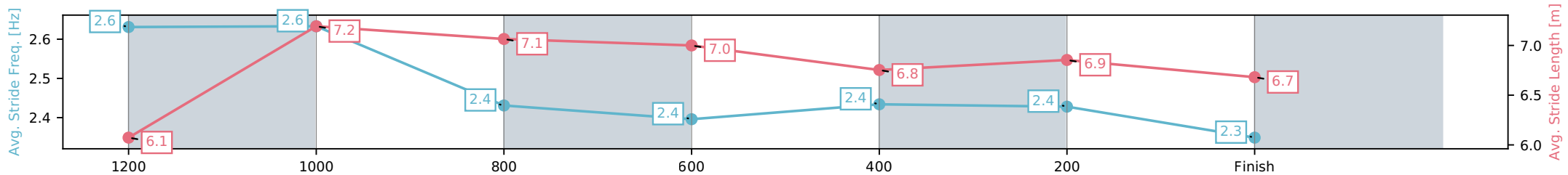
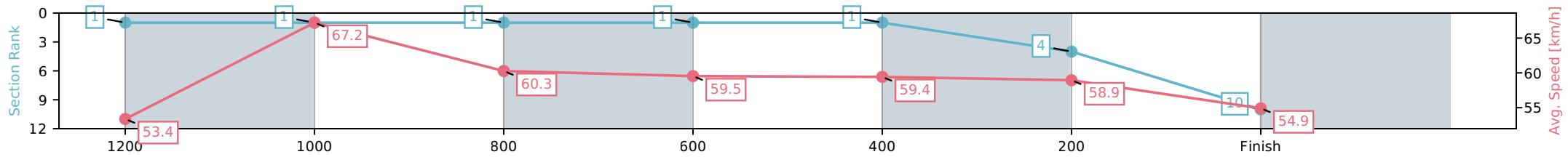
Dalby QLD --Professional-2026-06-18
 Race 8: DALBY & NORTHERN DOWNS JOCKEY CLUB LIFE
 MEMBERS RATINGS BAND 0 - 55 Handicap - 1400m

18 June 2026 - 4:05PM

Track Rating: Good 4, Weather: Fine, Rail Position: +2m 500m-300m,
 True Remainder



Section	L1400	L1200	L1000	L800	L600	L400	L200
Section Times	1:26.32 (0:13.97)	1:12.35 [1] (0:10.72)	1:01.63 [1] (0:11.95)	0:49.68 [1] (0:12.11)	0:37.57 [1] (0:12.15)	0:25.42 [1] (0:12.27)	0:13.15 [4] (0:13.15)
Average Speed [km/h]	53.4	67.2	60.3	59.5	59.4	58.9	54.9
Top Speed [km/h]	67.4	67.9	64.0	60.2	60.2	59.2	58.0
Avg. Dist. to Rail [m]	5.3	1.9	0.6	0.6	0.7	3.0	4.7
Avg. Stride Freq. [Hz]	2.6	2.6	2.4	2.4	2.4	2.4	2.3
Avg. Stride Length [m]	6.1	7.2	7.1	7.0	6.8	6.9	6.7



- [] Ranking at each section and finish
- :-:- No data available at this section
- NA No data available




Dalby QLD

Race 9: LADBROKES SEE THE BIG BETS ON EVERY EVENT BENCHMARK 62 Handicap - 1400m

18 June 2026 - 4:41PM

Track Rating: Good 4, Weather: Fine, Rail Position: +2m 500m-300m, True Remainder



Field Times (Race Tempo) 1:24.07 (0:13.77) 1:10.30 (0:10.75) 0:59.55 (0:11.40) 0:48.15 (0:11.82) 0:36.33 (0:12.25) 0:24.08 (0:11.82) 0:12.26 (0:12.26)

Rank	TAB#	Horse	Overall Time	First 400m	Top Speed km/h (Section)	L1400	L1200	L1000	L800	L600	L400	L200	
	(BAR#)	Jockey	Margin (DT-W)	Last 600m	Fastest Section (Time)	Start - 1200	1200 - 1000	1000 - 800	800 - 600	600 - 400	400 - 200	200 - Finish	
1	2	Cool Music	1:24.07	0:25.38	67.8 (1200-1000)	1:24.07	1:09.52 [9]	0:58.69 [9]	0:47.35 [8]	0:35.68 [6]	0:23.39 [7]	0:11.73 [4]	
	(9)	Archie McColm		0:35.68	1200-1000 (0:10.83)	(0:14.55)	(0:10.83)	(0:11.34)	(0:11.68)	(0:12.29)	(0:11.66)	(0:11.73)	
2	12	Mister Selfie	1:24.45	0:24.90	67.3 (1200-1000)	1:24.45	1:10.34 [3]	0:59.54 [3]	0:48.39 [2]	0:36.59 [2]	0:24.35 [2]	0:12.53 [2]	
	(4)	Aidan Keeley	2.2L (-6)	0:36.59	1200-1000 (0:10.79)	(0:14.11)	(0:10.79)	(0:11.16)	(0:11.80)	(0:12.24)	(0:11.82)	(0:12.53)	
3	11	Botanica	1:24.46	0:24.52	68.7 (1200-1000)	1:24.46	1:10.69 [1]	0:59.94 [1]	0:48.54 [1]	0:36.72 [1]	0:24.47 [1]	0:12.65 [1]	
	(3)	Bailie Baker	2.3L (-8)	0:36.72	1200-1000 (0:10.75)	(0:13.77)	(0:10.75)	(0:11.40)	(0:11.82)	(0:12.25)	(0:11.82)	(0:12.65)	
4	13	Switchblade	1:24.56	0:25.33	67.6 (1200-1000)	1:24.56	1:10.01 [10]	0:59.22 [7]	0:47.98 [6]	0:36.27 [5]	0:24.01 [5]	0:12.06 [5]	
	(10)	Fred Larson	2.9L (-1)	0:36.28	1200-1000 (0:10.78)	(0:14.55)	(0:10.78)	(0:11.25)	(0:11.70)	(0:12.27)	(0:11.95)	(0:12.06)	
5	8	Araminta	1:24.56	0:25.48	66.1 (1200-1000)	1:24.56	1:10.06 [8]	0:59.07 [10]	0:47.74 [10]	0:35.98 [10]	0:23.67 [9]	0:11.87 [7]	
	(6)	Gary Geran	2.9L (-1)	0:35.98	1200-1000 (0:10.98)	(0:14.50)	(0:10.98)	(0:11.33)	(0:11.76)	(0:12.31)	(0:11.80)	(0:11.87)	
6	9	Touch Of Gracie	1:24.71	0:24.98	67.9 (1200-1000)	1:24.71	1:10.53 [4]	0:59.73 [4]	0:48.50 [3]	0:36.60 [3]	0:24.33 [3]	0:12.37 [3]	
	(7)	Reece O'Connell	3.8L (-4)	0:36.61	1200-1000 (0:10.80)	(0:14.18)	(0:10.80)	(0:11.23)	(0:11.90)	(0:12.28)	(0:11.96)	(0:12.37)	
7	6	Jungle Fever	1:25.12	0:25.28	67.0 (1200-1000)	1:25.12	1:10.71 [7]	0:59.84 [6]	0:48.61 [5]	0:36.71 [7]	0:24.50 [6]	0:12.50 [6]	
	(5)	Karl Zechner	6.2L (-7)	0:36.71	1200-1000 (0:10.87)	(0:14.41)	(0:10.87)	(0:11.23)	(0:11.90)	(0:12.21)	(0:12.00)	(0:12.50)	
8	3	Nondisclosure	1:25.24	0:25.34	66.8 (1200-1000)	1:25.24	1:10.88 [6]	0:59.90 [8]	0:48.51 [9]	0:36.69 [8]	0:24.38 [8]	0:12.37 [9]	
	(8)	Corey Sutherland	6.9L (-6)	0:36.69	1200-1000 (0:10.98)	(0:14.36)	(0:10.98)	(0:11.39)	(0:11.82)	(0:12.31)	(0:12.01)	(0:12.37)	
9	7	Purezza	1:25.45	0:24.66	67.7 (1200-1000)	1:25.45	1:11.60 [2]	1:00.78 [2]	0:49.22 [4]	0:37.25 [4]	0:24.92 [4]	0:12.74 [8]	
	(2)	Jade Metcalfe	8.1L (-8)	0:37.25	1200-1000 (0:10.82)	(0:13.84)	(0:10.82)	(0:11.56)	(0:11.97)	(0:12.33)	(0:12.18)	(0:12.74)	
10	4	Venturous	1:28.52	0:25.25	67.8 (1200-1000)	1:28.52	1:14.16 [5]	1:03.27 [5]	0:51.86 [7]	0:39.95 [9]	0:27.54 [10]	0:14.51 [10]	
	(1)	Les Tilley	26.2L (-8)	0:39.95	1200-1000 (0:10.89)	(0:14.36)	(0:10.89)	(0:11.41)	(0:11.91)	(0:12.41)	(0:13.03)	(0:14.51)	

Scratched: Scoundrel (#1), Cigar Man (#5), Aliquam (#10), Supairo (#14), Monarch Express (#15), Lukey Blue (#16), Bringme (#17)

Report Created: Thu 18 June 2026

(Note: Races are conducted over an approximate distance as close as possible to the advertised distance, and recorded data may vary accordingly. Official times refer to race times only and do not include handicap times.)

[] Position in running at each section and finish TAB# Saddle cloth number
 -:-:- No data available at this section BAR# Barrier/Gate Position
 NA No data available DNF Did not finish
 DNT Did not track DT-W Distance travelled compared to winner in metres

Fastest split
 Fastest section

data processed by TRIPLES DATA

Horse/Jockey Name	Cool Music/Archie McColm
Finish Rank	1
Fastest Section Time (Section)	0:10.83 (1200-1000)
Top Speed [km/h] (Section)	67.8 (1200-1000)
Race State	Finished



Dalby QLD --Professional-2026-06-18

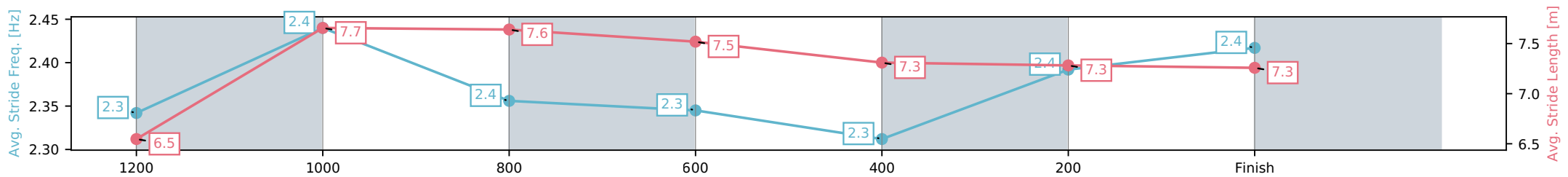
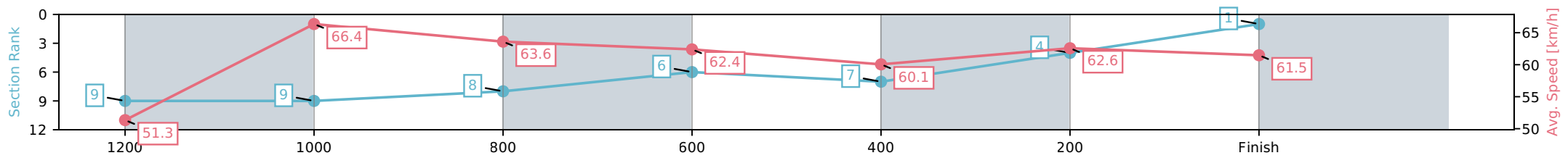
Race 9: LADBROKES SEE THE BIG BETS ON EVERY EVENT
BENCHMARK 62 Handicap - 1400m

18 June 2026 - 4:41PM

Track Rating: Good 4, Weather: Fine, Rail Position: +2m 500m-300m,
True Remainder



Section	L1400	L1200	L1000	L800	L600	L400	L200
Section Times	1:24.07 (0:14.55)	1:09.52 [9] (0:10.83)	0:58.69 [9] (0:11.34)	0:47.35 [8] (0:11.68)	0:35.68 [6] (0:12.29)	0:23.39 [7] (0:11.66)	0:11.73 [4] (0:11.73)
Average Speed [km/h]	51.3	66.4	63.6	62.4	60.1	62.6	61.5
Top Speed [km/h]	65.2	67.8	64.9	63.1	61.4	64.2	64.2
Avg. Dist. to Rail [m]	8.8	3.0	3.2	2.8	3.5	7.7	9.7
Avg. Stride Freq. [Hz]	2.3	2.4	2.4	2.3	2.3	2.4	2.4
Avg. Stride Length [m]	6.5	7.7	7.6	7.5	7.3	7.3	7.3



- [] Ranking at each section and finish
- :-:- No data available at this section
- NA No data available

Horse/Jockey Name	Mister Selfie/Aidan Keeley
Finish Rank	2
Fastest Section Time (Section)	0:10.79 (1200-1000)
Top Speed [km/h] (Section)	67.3 (1200-1000)
Race State	Finished



Dalby QLD --Professional-2026-06-18

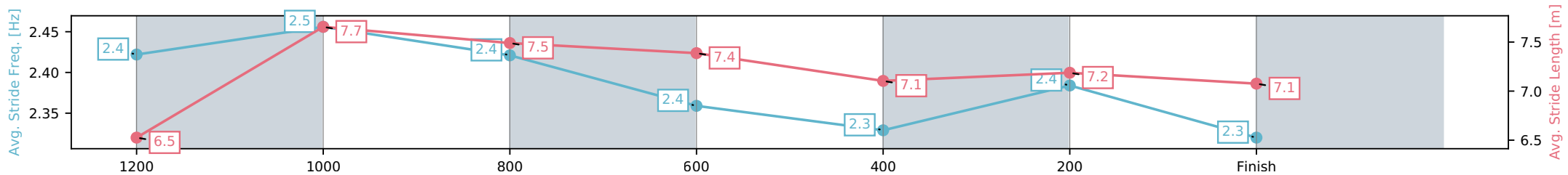
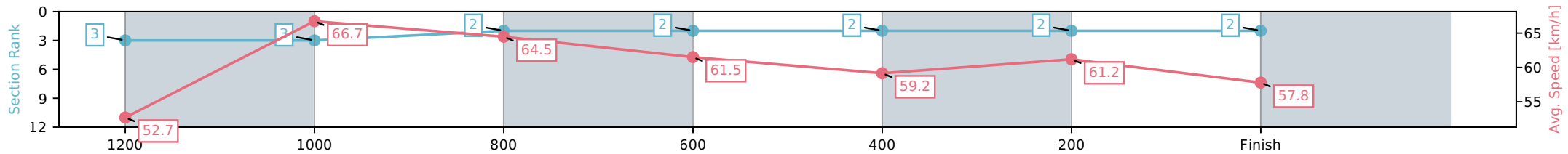
Race 9: LADBROKES SEE THE BIG BETS ON EVERY EVENT
BENCHMARK 62 Handicap - 1400m

18 June 2026 - 4:41PM

Track Rating: Good 4, Weather: Fine, Rail Position: +2m 500m-300m,
True Remainder



Section	L1400	L1200	L1000	L800	L600	L400	L200
Section Times	1:24.45 (0:14.11)	1:10.34 [3] (0:10.79)	0:59.54 [3] (0:11.16)	0:48.39 [2] (0:11.80)	0:36.59 [2] (0:12.24)	0:24.35 [2] (0:11.82)	0:12.53 [2] (0:12.53)
Average Speed [km/h]	52.7	66.7	64.5	61.5	59.2	61.2	57.8
Top Speed [km/h]	66.5	67.3	65.5	63.8	60.3	61.5	60.3
Avg. Dist. to Rail [m]	4.4	1.4	1.7	1.5	1.0	3.1	7.5
Avg. Stride Freq. [Hz]	2.4	2.5	2.4	2.4	2.3	2.4	2.3
Avg. Stride Length [m]	6.5	7.7	7.5	7.4	7.1	7.2	7.1



- [] Ranking at each section and finish
- :-:- No data available at this section
- NA No data available

Horse/Jockey Name	Botanica/Bailie Baker
Finish Rank	3
Fastest Section Time (Section)	0:10.75 (1200-1000)
Top Speed [km/h] (Section)	68.7 (1200-1000)
Race State	Finished



Dalby QLD --Professional-2026-06-18

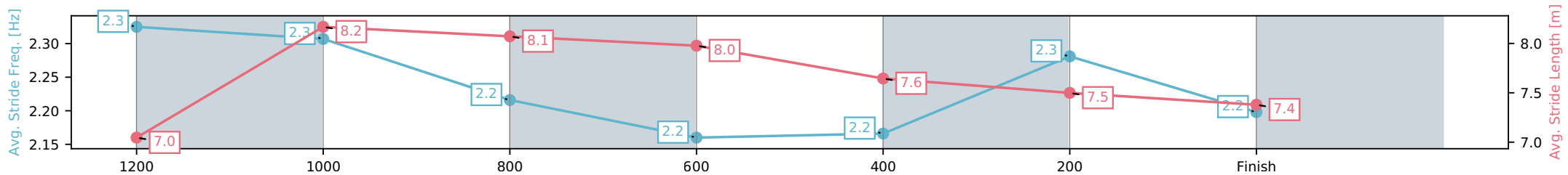
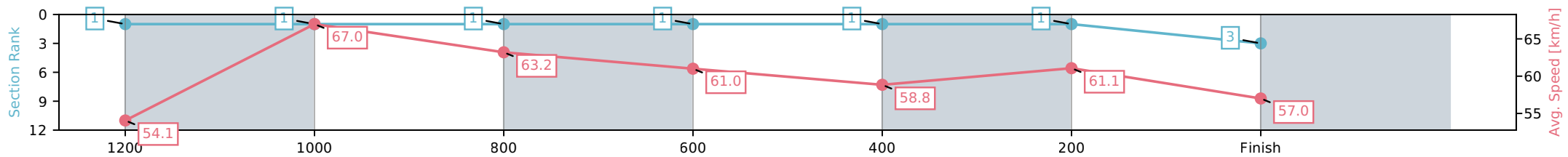
Race 9: LADBROKES SEE THE BIG BETS ON EVERY EVENT
BENCHMARK 62 Handicap - 1400m

18 June 2026 - 4:41PM

Track Rating: Good 4, Weather: Fine, Rail Position: +2m 500m-300m,
True Remainder



Section	L1400	L1200	L1000	L800	L600	L400	L200
Section Times	1:24.46 (0:13.77)	1:10.69 [1] (0:10.75)	0:59.94 [1] (0:11.40)	0:48.54 [1] (0:11.82)	0:36.72 [1] (0:12.25)	0:24.47 [1] (0:11.82)	0:12.65 [1] (0:12.65)
Average Speed [km/h]	54.1	67.0	63.2	61.0	58.8	61.1	57.0
Top Speed [km/h]	66.9	68.7	65.1	62.1	60.0	61.5	60.1
Avg. Dist. to Rail [m]	3.8	1.5	1.6	0.7	0.6	2.1	5.5
Avg. Stride Freq. [Hz]	2.3	2.3	2.2	2.2	2.2	2.3	2.2
Avg. Stride Length [m]	7.0	8.2	8.1	8.0	7.6	7.5	7.4



- [] Ranking at each section and finish
- :-:- No data available at this section
- NA No data available

Horse/Jockey Name	Switchblade/Fred Larson
Finish Rank	4
Fastest Section Time (Section)	0:10.78 (1200-1000)
Top Speed [km/h] (Section)	67.6 (1200-1000)
Race State	Finished



Dalby QLD --Professional-2026-06-18

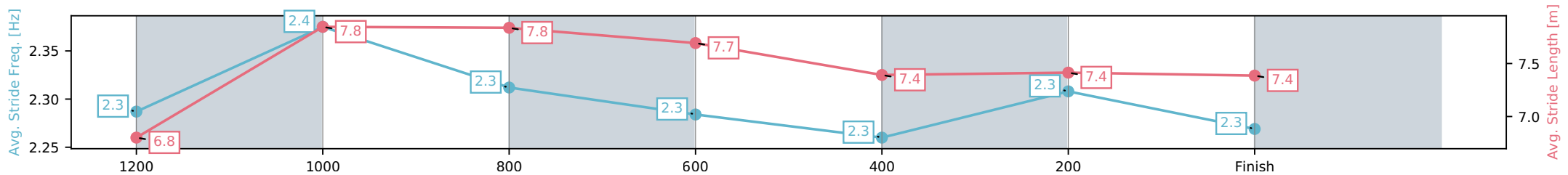
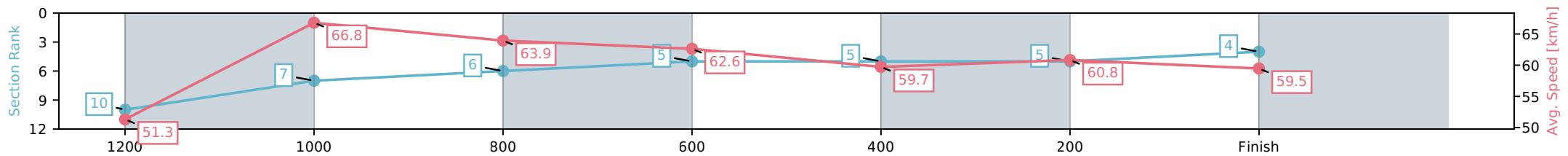
Race 9: LADBROKES SEE THE BIG BETS ON EVERY EVENT
BENCHMARK 62 Handicap - 1400m

18 June 2026 - 4:41PM

Track Rating: Good 4, Weather: Fine, Rail Position: +2m 500m-300m,
True Remainder



Section	L1400	L1200	L1000	L800	L600	L400	L200
Section Times	1:24.56 (0:14.55)	1:10.01 [10] (0:10.78)	0:59.22 [7] (0:11.25)	0:47.98 [6] (0:11.70)	0:36.27 [5] (0:12.27)	0:24.01 [5] (0:11.95)	0:12.06 [5] (0:12.06)
Average Speed [km/h]	51.3	66.8	63.9	62.6	59.7	60.8	59.5
Top Speed [km/h]	65.2	67.6	66.1	63.7	61.1	61.4	60.9
Avg. Dist. to Rail [m]	10.2	4.1	4.5	3.7	2.8	5.1	9.5
Avg. Stride Freq. [Hz]	2.3	2.4	2.3	2.3	2.3	2.3	2.3
Avg. Stride Length [m]	6.8	7.8	7.8	7.7	7.4	7.4	7.4



- [] Ranking at each section and finish
- :-:- No data available at this section
- NA No data available

Horse/Jockey Name	Araminta/Gary Geran
Finish Rank	5
Fastest Section Time (Section)	0:10.98 (1200-1000)
Top Speed [km/h] (Section)	66.1 (1200-1000)
Race State	Finished



Dalby QLD --Professional-2026-06-18

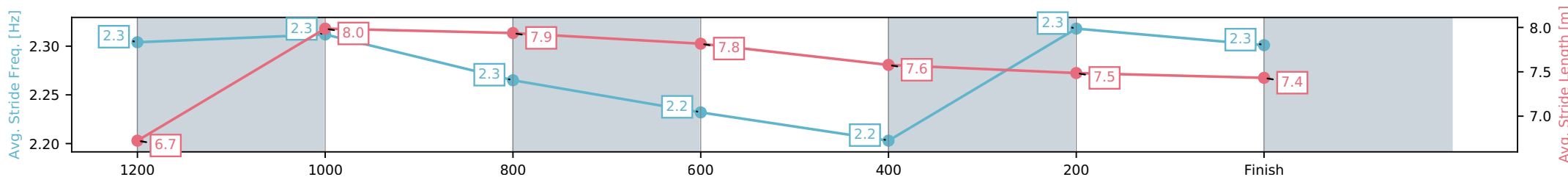
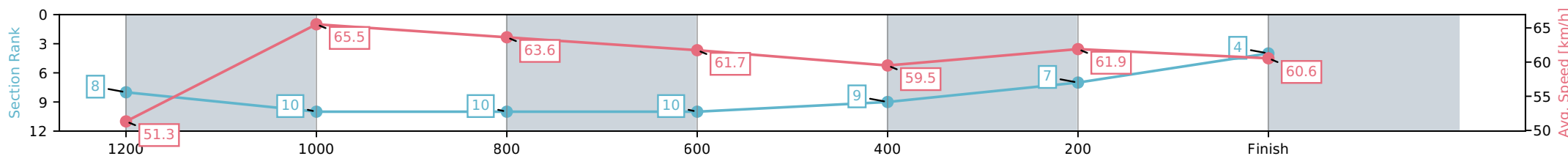
Race 9: LADBROKES SEE THE BIG BETS ON EVERY EVENT
BENCHMARK 62 Handicap - 1400m

18 June 2026 - 4:41PM

Track Rating: Good 4, Weather: Fine, Rail Position: +2m 500m-300m,
True Remainder



Section	L1400	L1200	L1000	L800	L600	L400	L200
Section Times	1:24.56 (0:14.50)	1:10.06 [8] (0:10.98)	0:59.07 [10] (0:11.33)	0:47.74 [10] (0:11.76)	0:35.98 [10] (0:12.31)	0:23.67 [9] (0:11.80)	0:11.87 [7] (0:11.87)
Average Speed [km/h]	51.3	65.5	63.6	61.7	59.5	61.9	60.6
Top Speed [km/h]	65.3	66.1	64.7	62.9	61.7	62.8	62.0
Avg. Dist. to Rail [m]	4.9	1.5	2.0	2.1	2.6	8.2	12.0
Avg. Stride Freq. [Hz]	2.3	2.3	2.3	2.2	2.2	2.3	2.3
Avg. Stride Length [m]	6.7	8.0	7.9	7.8	7.6	7.5	7.4



- [] Ranking at each section and finish
- :-:- No data available at this section
- NA No data available

Horse/Jockey Name	Touch Of Gracie/Reece O'Connell
Finish Rank	6
Fastest Section Time (Section)	0:10.80 (1200-1000)
Top Speed [km/h] (Section)	67.9 (1200-1000)
Race State	Finished



Dalby QLD --Professional-2026-06-18

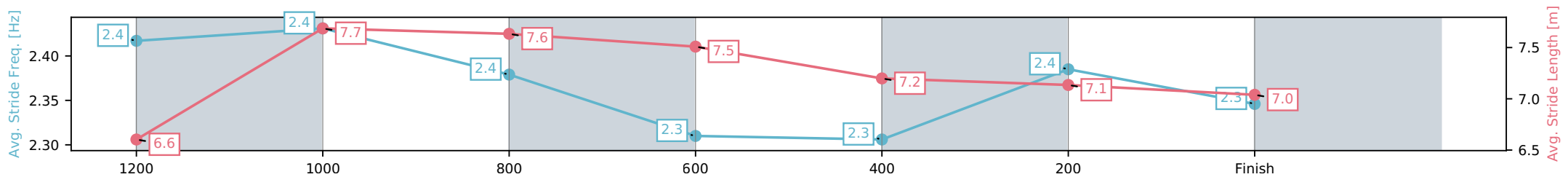
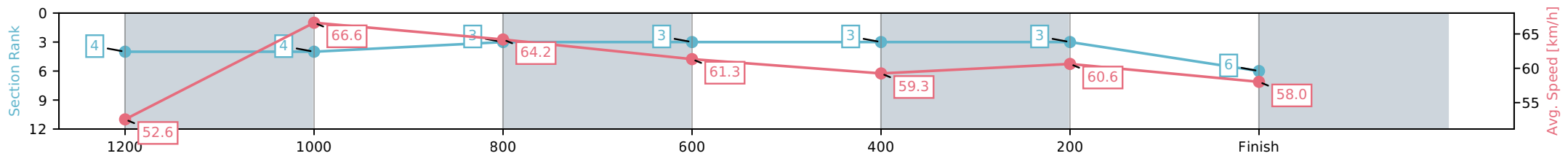
Race 9: LADBROKES SEE THE BIG BETS ON EVERY EVENT
BENCHMARK 62 Handicap - 1400m

18 June 2026 - 4:41PM

Track Rating: Good 4, Weather: Fine, Rail Position: +2m 500m-300m,
True Remainder



Section	L1400	L1200	L1000	L800	L600	L400	L200
Section Times	1:24.71 (0:14.18)	1:10.53 [4] (0:10.80)	0:59.73 [4] (0:11.23)	0:48.50 [3] (0:11.90)	0:36.60 [3] (0:12.28)	0:24.33 [3] (0:11.96)	0:12.37 [3] (0:12.37)
Average Speed [km/h]	52.6	66.6	64.2	61.3	59.3	60.6	58.0
Top Speed [km/h]	65.9	67.9	65.8	62.7	60.5	61.0	60.2
Avg. Dist. to Rail [m]	7.7	3.0	3.7	3.2	1.7	4.0	8.2
Avg. Stride Freq. [Hz]	2.4	2.4	2.4	2.3	2.3	2.4	2.3
Avg. Stride Length [m]	6.6	7.7	7.6	7.5	7.2	7.1	7.0



- [] Ranking at each section and finish
- :-:- No data available at this section
- NA No data available

Horse/Jockey Name	Jungle Fever/Karl Zechner
Finish Rank	7
Fastest Section Time (Section)	0:10.87 (1200-1000)
Top Speed [km/h] (Section)	67.0 (1200-1000)
Race State	Finished



Dalby QLD --Professional-2026-06-18

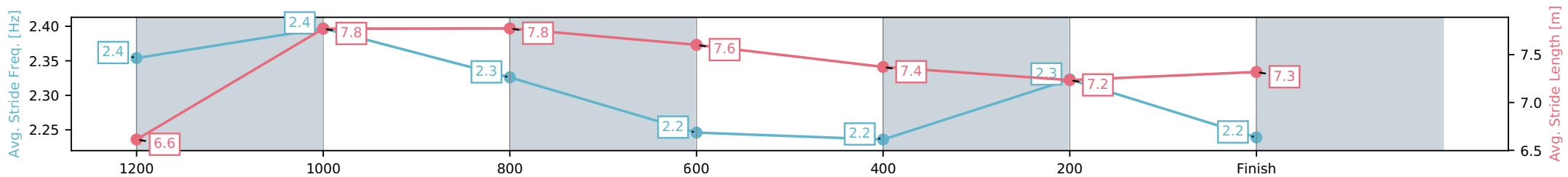
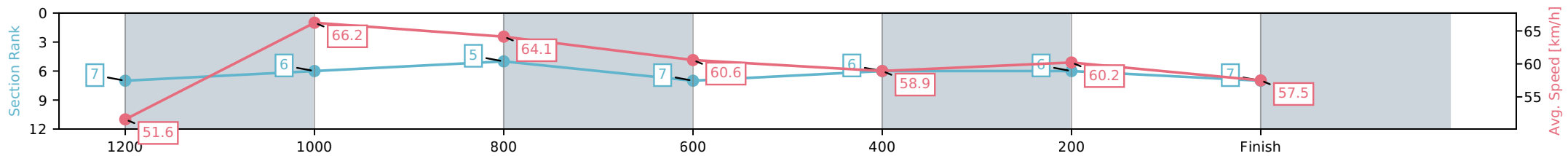
Race 9: LADBROKES SEE THE BIG BETS ON EVERY EVENT
BENCHMARK 62 Handicap - 1400m

18 June 2026 - 4:41PM

Track Rating: Good 4, Weather: Fine, Rail Position: +2m 500m-300m,
True Remainder



Section	L1400	L1200	L1000	L800	L600	L400	L200
Section Times	1:25.12 (0:14.41)	1:10.71 [7] (0:10.87)	0:59.84 [6] (0:11.23)	0:48.61 [5] (0:11.90)	0:36.71 [7] (0:12.21)	0:24.50 [6] (0:12.00)	0:12.50 [6] (0:12.50)
Average Speed [km/h]	51.6	66.2	64.1	60.6	58.9	60.2	57.5
Top Speed [km/h]	66.5	67.0	65.4	62.1	59.4	60.8	60.3
Avg. Dist. to Rail [m]	5.7	2.4	2.4	0.6	0.4	3.0	5.6
Avg. Stride Freq. [Hz]	2.4	2.4	2.3	2.2	2.2	2.3	2.2
Avg. Stride Length [m]	6.6	7.8	7.8	7.6	7.4	7.2	7.3



- [] Ranking at each section and finish
- :-:- No data available at this section
- NA No data available

Horse/Jockey Name	Nondisclosure/Corey Sutherland
Finish Rank	8
Fastest Section Time (Section)	0:10.98 (1200-1000)
Top Speed [km/h] (Section)	66.8 (1200-1000)
Race State	Finished



Dalby QLD --Professional-2026-06-18

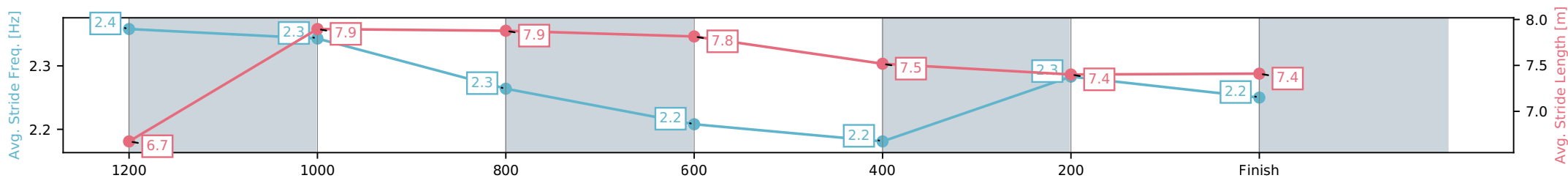
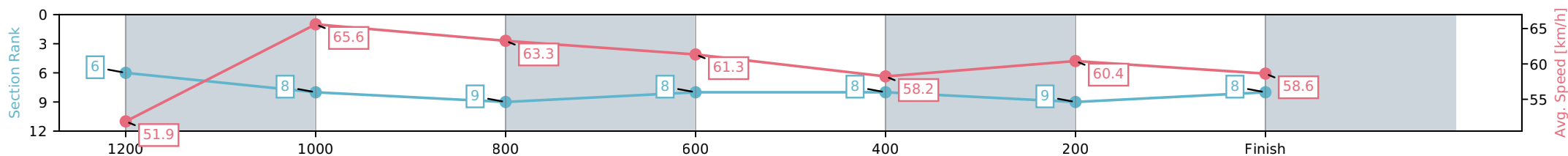
Race 9: LADBROKES SEE THE BIG BETS ON EVERY EVENT
BENCHMARK 62 Handicap - 1400m

18 June 2026 - 4:41PM

Track Rating: Good 4, Weather: Fine, Rail Position: +2m 500m-300m,
True Remainder



Section	L1400	L1200	L1000	L800	L600	L400	L200
Section Times	1:25.24 (0:14.36)	1:10.88 [6] (0:10.98)	0:59.90 [8] (0:11.39)	0:48.51 [9] (0:11.82)	0:36.69 [8] (0:12.31)	0:24.38 [8] (0:12.01)	0:12.37 [9] (0:12.37)
Average Speed [km/h]	51.9	65.6	63.3	61.3	58.2	60.4	58.6
Top Speed [km/h]	66.4	66.8	64.5	62.4	59.1	61.9	60.9
Avg. Dist. to Rail [m]	8.2	3.2	4.0	1.5	0.4	4.5	8.2
Avg. Stride Freq. [Hz]	2.4	2.3	2.3	2.2	2.2	2.3	2.2
Avg. Stride Length [m]	6.7	7.9	7.9	7.8	7.5	7.4	7.4



- [] Ranking at each section and finish
- :-:- No data available at this section
- NA No data available

Horse/Jockey Name	Purezza/Jade Metcalfe
Finish Rank	9
Fastest Section Time (Section)	0:10.82 (1200-1000)
Top Speed [km/h] (Section)	67.7 (1200-1000)
Race State	Finished



Dalby QLD --Professional-2026-06-18

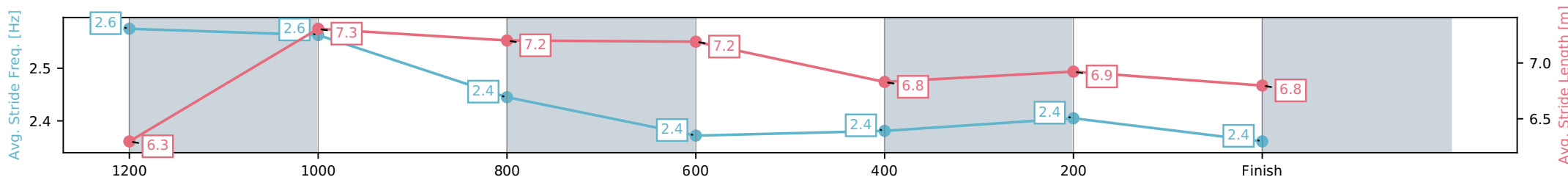
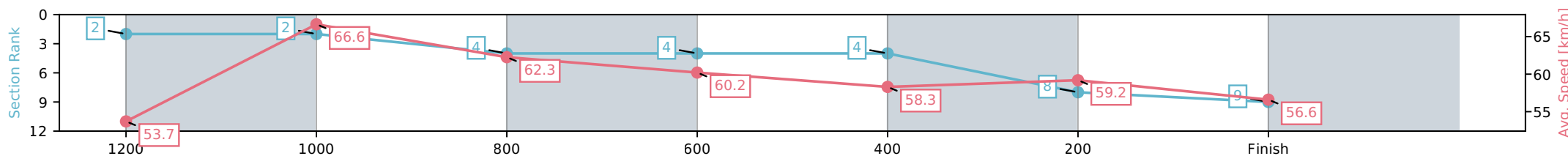
Race 9: LADBROKES SEE THE BIG BETS ON EVERY EVENT
BENCHMARK 62 Handicap - 1400m

18 June 2026 - 4:41PM

Track Rating: Good 4, Weather: Fine, Rail Position: +2m 500m-300m,
True Remainder



Section	L1400	L1200	L1000	L800	L600	L400	L200
Section Times	1:25.45 (0:13.84)	1:11.60 [2] (0:10.82)	1:00.78 [2] (0:11.56)	0:49.22 [4] (0:11.97)	0:37.25 [4] (0:12.33)	0:24.92 [4] (0:12.18)	0:12.74 [8] (0:12.74)
Average Speed [km/h]	53.7	66.6	62.3	60.2	58.3	59.2	56.6
Top Speed [km/h]	66.3	67.7	64.1	61.8	58.9	59.7	57.9
Avg. Dist. to Rail [m]	2.6	0.5	1.1	0.5	0.5	1.3	2.9
Avg. Stride Freq. [Hz]	2.6	2.6	2.4	2.4	2.4	2.4	2.4
Avg. Stride Length [m]	6.3	7.3	7.2	7.2	6.8	6.9	6.8



- [] Ranking at each section and finish
- :-:- No data available at this section
- NA No data available

Horse/Jockey Name	Venturous/Les Tilley
Finish Rank	10
Fastest Section Time (Section)	0:10.89 (1200-1000)
Top Speed [km/h] (Section)	67.8 (1200-1000)
Race State	Finished



Dalby QLD --Professional-2026-06-18

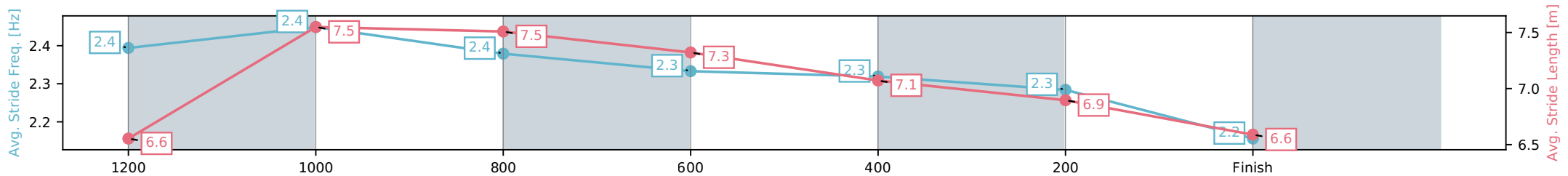
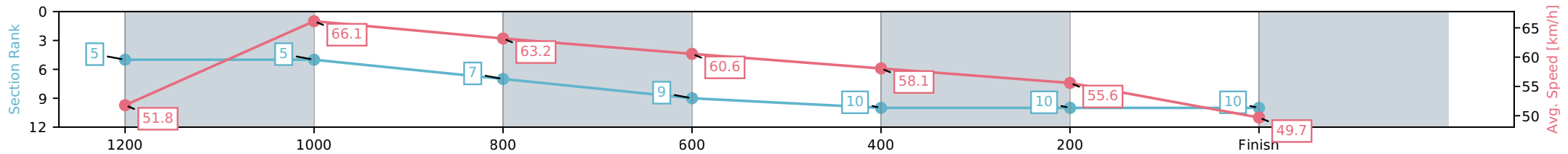
Race 9: LADBROKES SEE THE BIG BETS ON EVERY EVENT
BENCHMARK 62 Handicap - 1400m

18 June 2026 - 4:41PM

Track Rating: Good 4, Weather: Fine, Rail Position: +2m 500m-300m,
True Remainder



Section	L1400	L1200	L1000	L800	L600	L400	L200
Section Times	1:28.52 (0:14.36)	1:14.16 [5] (0:10.89)	1:03.27 [5] (0:11.41)	0:51.86 [7] (0:11.91)	0:39.95 [9] (0:12.41)	0:27.54 [10] (0:13.03)	0:14.51 [10] (0:14.51)
Average Speed [km/h]	51.8	66.1	63.2	60.6	58.1	55.6	49.7
Top Speed [km/h]	66.0	67.8	64.1	62.1	58.9	57.5	52.9
Avg. Dist. to Rail [m]	1.5	0.7	1.0	0.7	0.6	4.0	6.9
Avg. Stride Freq. [Hz]	2.4	2.4	2.4	2.3	2.3	2.3	2.2
Avg. Stride Length [m]	6.6	7.5	7.5	7.3	7.1	6.9	6.6



- [] Ranking at each section and finish
- :-:- No data available at this section
- NA No data available