



Ipswich QLD

Race 3: RAY WHITE IPSWICH Class 6 Handicap - 1350m

20 June 2026 - 12:54PM

Track Rating: Soft 5, Weather: Fine, Rail Position: +1m Entire Circuit



Field Times (Race Tempo) 1:20.14 (0:10.96) 1:09.18 (0:10.95) 0:58.24 (0:11.12) 0:47.12 (0:11.68) 0:35.44 (0:11.84) 0:23.60 (0:11.41) 0:12.18 (0:12.18)

| Rank | TAB# | Horse | Overall Time | First 400m | Top Speed km/h (Section) | L1350 | L1200 | L1000 | L800 | L600 | L400 | L200 | |
|------|--------|-------------------|---------------|------------|--------------------------|--------------|--------------|--------------|--------------|--------------|--------------|--------------|--|
| | (BAR#) | Jockey | Margin (DT-W) | Last 600m | Fastest Section (Time) | Start - 1200 | 1200 - 1000 | 1000 - 800 | 800 - 600 | 600 - 400 | 400 - 200 | 200 - Finish | |
| 1 | 7 | Quothquan | 1:20.14 | 0:25.43 | 66.1 (1200-1000) | 1:20.14 | 1:08.50 [9] | 0:57.43 [8] | 0:46.38 [7] | 0:34.84 [7] | 0:23.04 [5] | 0:11.75 [3] | |
| | (5) | Jace McMurray | | 0:34.84 | 1000-800 (0:11.06) | (0:11.64) | (0:11.07) | (0:11.06) | (0:11.54) | (0:11.80) | (0:11.29) | (0:11.75) | |
| 2 | 3 | Ouroboros | 1:20.23 | 0:24.65 | 66.4 (1200-1000) | 1:20.23 | 1:09.27 [1] | 0:58.33 [1] | 0:47.18 [2] | 0:35.53 [1] | 0:23.69 [1] | 0:12.27 [1] | |
| | (8) | Boris Thornton | 0.6L (+7) | 0:35.53 | 1200-1000 (0:10.95) | (0:10.96) | (0:10.95) | (0:11.15) | (0:11.65) | (0:11.84) | (0:11.42) | (0:12.27) | |
| 3 | 6 | Daggers | 1:20.35 | 0:24.63 | 67.8 (1200-1000) | 1:20.35 | 1:09.16 [3] | 0:58.41 [2] | 0:47.33 [1] | 0:35.56 [2] | 0:23.67 [2] | 0:12.04 [2] | |
| | (11) | Ben Thompson | 1.3L (-9) | 0:35.55 | 1200-1000 (0:10.75) | (0:11.19) | (0:10.75) | (0:11.08) | (0:11.77) | (0:11.89) | (0:11.62) | (0:12.04) | |
| 4 | 1 | Yes Lulu | 1:20.62 | 0:24.99 | 66.7 (1200-1000) | 1:20.62 | 1:09.34 [6] | 0:58.38 [5] | 0:47.18 [3] | 0:35.59 [3] | 0:23.74 [3] | 0:12.16 [4] | |
| | (1) | Robbie Dolan | 2.8L (-1) | 0:35.59 | 1200-1000 (0:10.96) | (0:11.28) | (0:10.96) | (0:11.20) | (0:11.59) | (0:11.85) | (0:11.58) | (0:12.16) | |
| 5 | 5 | Cunnamulla Fella | 1:20.65 | 0:25.36 | 65.9 (1200-1000) | 1:20.65 | 1:09.21 [7] | 0:58.08 [7] | 0:46.82 [9] | 0:35.08 [9] | 0:23.07 [11] | 0:11.68 [9] | |
| | (2) | Jake Bayliss | 3.0L (+0) | 0:35.07 | 1200-1000 (0:11.13) | (0:11.44) | (0:11.13) | (0:11.27) | (0:11.74) | (0:12.01) | (0:11.38) | (0:11.68) | |
| 6 | 2 | Robrick | 1:20.75 | 0:25.92 | 68.8 (1000-800) | 1:20.75 | 1:08.31 [11] | 0:57.50 [10] | 0:46.70 [11] | 0:35.12 [10] | 0:23.34 [9] | 0:11.89 [8] | |
| | (9) | Michael Rodd | 3.6L (+2) | 0:35.11 | 1200-1000 (0:10.80) | (0:12.44) | (0:10.80) | (0:10.80) | (0:11.58) | (0:11.77) | (0:11.45) | (0:11.89) | |
| 7 | 13 | Bluepinot | 1:20.98 | 0:24.88 | 67.2 (1200-1000) | 1:20.98 | 1:09.72 [5] | 0:58.86 [4] | 0:47.51 [4] | 0:35.73 [5] | 0:23.93 [4] | 0:12.21 [5] | |
| | (6) | Ron Stewart | 5.0L (-2) | 0:35.72 | 1200-1000 (0:10.86) | (0:11.26) | (0:10.86) | (0:11.35) | (0:11.78) | (0:11.80) | (0:11.71) | (0:12.21) | |
| 8 | 8 | Deep Respect | 1:21.15 | 0:25.44 | 66.5 (1000-800) | 1:21.15 | 1:09.53 [8] | 0:58.43 [9] | 0:47.33 [8] | 0:35.74 [8] | 0:23.89 [8] | 0:12.36 [6] | |
| | (7) | Anthony Allen | 6.0L (-13) | 0:35.74 | 1000-800 (0:11.10) | (0:11.62) | (0:11.10) | (0:11.10) | (0:11.59) | (0:11.85) | (0:11.53) | (0:12.36) | |
| 9 | 12 | Pantelone | 1:21.48 | 0:24.83 | 68.3 (1200-1000) | 1:21.48 | 1:10.25 [4] | 0:59.44 [3] | 0:48.01 [5] | 0:36.20 [6] | 0:24.31 [7] | 0:12.63 [7] | |
| | (4) | Hannah Richardson | 7.9L (-10) | 0:36.19 | 1200-1000 (0:10.82) | (0:11.23) | (0:10.82) | (0:11.43) | (0:11.81) | (0:11.89) | (0:11.67) | (0:12.63) | |
| 10 | 9 | Set To Shine | 1:21.53 | 0:25.06 | 66.2 (1200-1000) | 1:21.53 | 1:10.34 [2] | 0:59.25 [6] | 0:47.88 [6] | 0:36.31 [4] | 0:24.39 [6] | 0:12.50 [10] | |
| | (3) | Cejay Graham | 8.2L (-8) | 0:36.31 | 1200-1000 (0:11.09) | (0:11.19) | (0:11.09) | (0:11.37) | (0:11.57) | (0:11.92) | (0:11.89) | (0:12.50) | |

Scratched: Sunset Dreaming (#4), Silver Wedding (#10), Naval Trader (#11)

Report Created: Sat 20 June 2026

(Note: Races are conducted over an approximate distance as close as possible to the advertised distance, and recorded data may vary accordingly. Official times refer to race times only and do not include handicap times.)

[] Position in running at each section and finish
 TAB# Saddle cloth number
 -:-:- No data available at this section
 BAR# Barrier/Gate Position
 NA No data available
 DNF Did not finish
 DNT Did not track
 DT-W Distance travelled compared to winner in metres

Fastest split
 Fastest section

data processed by TRIPLESDATA



Ipswich QLD
 Race 3: RAY WHITE IPSWICH Class 6 Handicap - 1350m
 20 June 2026 - 12:54PM



Track Rating: Soft 5, Weather: Fine, Rail Position: +1m Entire Circuit

Field Times (Race Tempo) 1:20.14 (0:10.96) 1:09.18 (0:10.95) 0:58.24 (0:11.12) 0:47.12 (0:11.68) 0:35.44 (0:11.84) 0:23.60 (0:11.41) 0:12.18 (0:12.18)

| Rank | TAB# | Horse | Overall Time | First 400m | Top Speed km/h (Section) | L1350 | L1200 | L1000 | L800 | L600 | L400 | L200 | |
|------|--------|-----------------|---------------|------------|--------------------------|--------------|--------------|--------------|--------------|--------------|--------------|--------------|--|
| | (BAR#) | Jockey | Margin (DT-W) | Last 600m | Fastest Section (Time) | Start - 1200 | 1200 - 1000 | 1000 - 800 | 800 - 600 | 600 - 400 | 400 - 200 | 200 - Finish | |
| 11 | 14 | Ocean Alps | 1:23.00 | 0:25.93 | 67.6 (1000-800) | 1:23.00 | 1:10.74 [10] | 0:59.74 [11] | 0:48.96 [10] | 0:37.35 [11] | 0:25.43 [10] | 0:13.68 [11] | |
| | (10) | Taylor Marshall | 16.8L (-13) | 0:37.36 | 1000-800 (0:10.78) | (0:12.26) | (0:10.99) | (0:10.78) | (0:11.61) | (0:11.92) | (0:11.76) | (0:13.68) | |

Scratched: Sunset Dreaming (#4), Silver Wedding (#10), Naval Trader (#11)

Report Created: Sat 20 June 2026

(Note: Races are conducted over an approximate distance as close as possible to the advertised distance, and recorded data may vary accordingly. Official times refer to race times only and do not include handicap times.)

[] Position in running at each section and finish TAB# Saddle cloth number
 -:-:- No data available at this section BAR# Barrier/Gate Position
 NA No data available DNF Did not finish
 DNT Did not track DT-W Distance travelled compared to winner in metres

Fastest split
 Fastest section

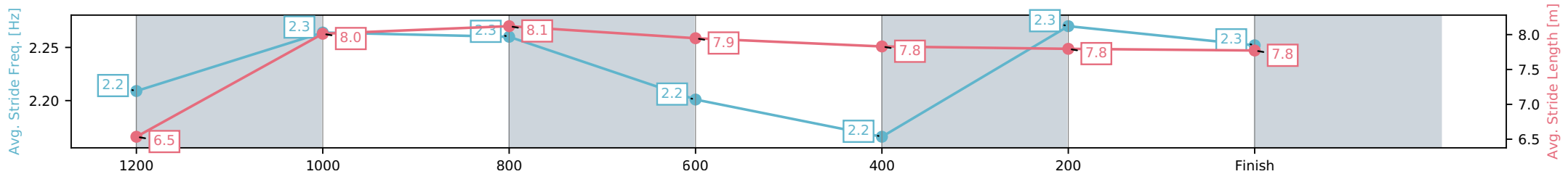
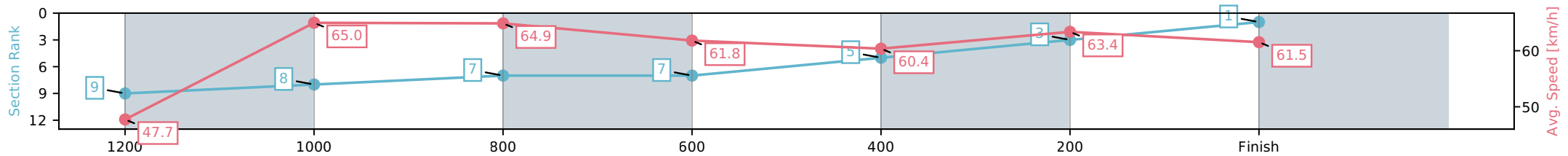
| | |
|--------------------------------|-------------------------|
| Horse/Jockey Name | Quothquan/Jace McMurray |
| Finish Rank | 1 |
| Fastest Section Time (Section) | 0:11.06 (1000-800) |
| Top Speed [km/h] (Section) | 66.1 (1200-1000) |
| Race State | Finished |



Ipswich QLD --Professional-2026-06-20
 Race 3: RAY WHITE IPSWICH Class 6 Handicap - 1350m
 20 June 2026 - 12:54PM
 Track Rating: Soft 5, Weather: Fine, Rail Position: +1m Entire Circuit



| Section | L1350 | L1200 | L1000 | L800 | L600 | L400 | L200 |
|------------------------|----------------------|--------------------------|--------------------------|--------------------------|--------------------------|--------------------------|--------------------------|
| Section Times | 1:20.14 (0:11.64) | 1:08.50 [9] (0:11.07) | 0:57.43 [8] (0:11.06) | 0:46.38 [7] (0:11.54) | 0:34.84 [7] (0:11.80) | 0:23.04 [5] (0:11.29) | 0:11.75 [3] (0:11.75) |
| Average Speed [km/h] | 47.7 | 65.0 | 64.9 | 61.8 | 60.4 | 63.4 | 61.5 |
| Top Speed [km/h] | 63.3 | 66.1 | 66.1 | 62.7 | 61.3 | 64.4 | 63.6 |
| Avg. Dist. to Rail [m] | 2.8 | 0.4 | 1.3 | 2.5 | 2.6 | 1.3 | 0.4 |
| Avg. Stride Freq. [Hz] | 2.2 | 2.3 | 2.3 | 2.2 | 2.2 | 2.3 | 2.3 |
| Avg. Stride Length [m] | 6.5 | 8.0 | 8.1 | 7.9 | 7.8 | 7.8 | 7.8 |



- [] Ranking at each section and finish
- :-:- No data available at this section
- NA No data available

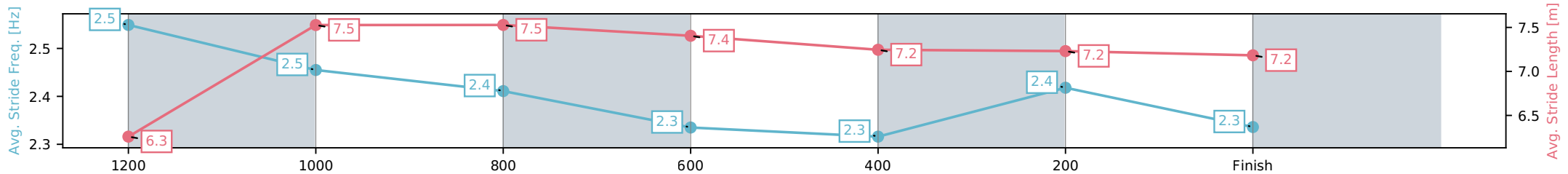
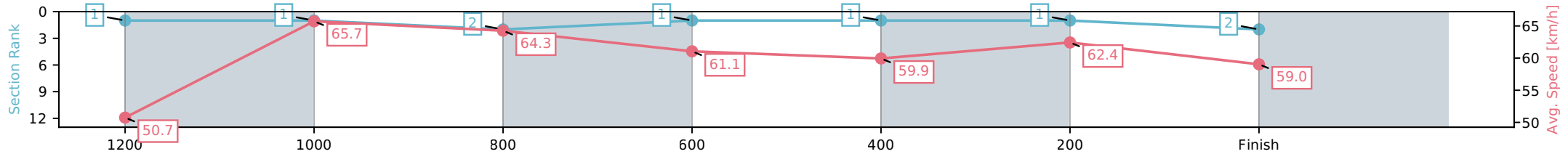
| | |
|--------------------------------|--------------------------|
| Horse/Jockey Name | Ouroboros/Boris Thornton |
| Finish Rank | 2 |
| Fastest Section Time (Section) | 0:10.95 (1200-1000) |
| Top Speed [km/h] (Section) | 66.4 (1200-1000) |
| Race State | Finished |



Ipswich QLD --Professional-2026-06-20
 Race 3: RAY WHITE IPSWICH Class 6 Handicap - 1350m
 20 June 2026 - 12:54PM
 Track Rating: Soft 5, Weather: Fine, Rail Position: +1m Entire Circuit



| Section | L1350 | L1200 | L1000 | L800 | L600 | L400 | L200 |
|------------------------|----------------------|--------------------------|--------------------------|--------------------------|--------------------------|--------------------------|--------------------------|
| Section Times | 1:20.23 (0:10.96) | 1:09.27 [1] (0:10.95) | 0:58.33 [1] (0:11.15) | 0:47.18 [2] (0:11.65) | 0:35.53 [1] (0:11.84) | 0:23.69 [1] (0:11.42) | 0:12.27 [1] (0:12.27) |
| Average Speed [km/h] | 50.7 | 65.7 | 64.3 | 61.1 | 59.9 | 62.4 | 59.0 |
| Top Speed [km/h] | 66.2 | 66.4 | 65.6 | 63.1 | 61.7 | 63.5 | 61.6 |
| Avg. Dist. to Rail [m] | 5.3 | 0.9 | 1.6 | 3.2 | 3.3 | 2.5 | 2.5 |
| Avg. Stride Freq. [Hz] | 2.5 | 2.5 | 2.4 | 2.3 | 2.3 | 2.4 | 2.3 |
| Avg. Stride Length [m] | 6.3 | 7.5 | 7.5 | 7.4 | 7.2 | 7.2 | 7.2 |



[] Ranking at each section and finish
 -:-:- No data available at this section
 NA No data available

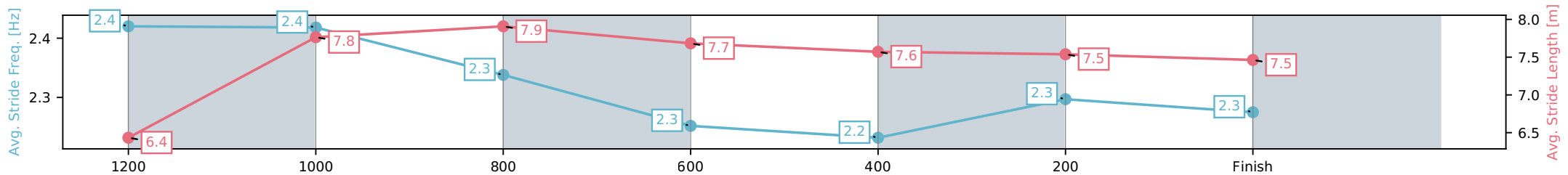
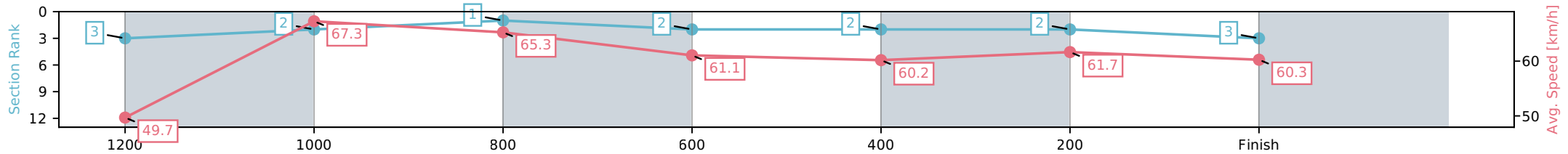
| | |
|--------------------------------|----------------------|
| Horse/Jockey Name | Daggers/Ben Thompson |
| Finish Rank | 3 |
| Fastest Section Time (Section) | 0:10.75 (1200-1000) |
| Top Speed [km/h] (Section) | 67.8 (1200-1000) |
| Race State | Finished |



Ipswich QLD --Professional-2026-06-20
 Race 3: RAY WHITE IPSWICH Class 6 Handicap - 1350m
 20 June 2026 - 12:54PM
 Track Rating: Soft 5, Weather: Fine, Rail Position: +1m Entire Circuit



| Section | L1350 | L1200 | L1000 | L800 | L600 | L400 | L200 |
|------------------------|----------------------|--------------------------|--------------------------|--------------------------|--------------------------|--------------------------|--------------------------|
| Section Times | 1:20.35 (0:11.19) | 1:09.16 [3] (0:10.75) | 0:58.41 [2] (0:11.08) | 0:47.33 [1] (0:11.77) | 0:35.56 [2] (0:11.89) | 0:23.67 [2] (0:11.62) | 0:12.04 [2] (0:12.04) |
| Average Speed [km/h] | 49.7 | 67.3 | 65.3 | 61.1 | 60.2 | 61.7 | 60.3 |
| Top Speed [km/h] | 66.3 | 67.8 | 67.3 | 63.4 | 61.3 | 62.0 | 62.3 |
| Avg. Dist. to Rail [m] | 8.6 | 4.9 | 2.1 | 0.5 | 1.3 | 0.7 | 0.9 |
| Avg. Stride Freq. [Hz] | 2.4 | 2.4 | 2.3 | 2.3 | 2.2 | 2.3 | 2.3 |
| Avg. Stride Length [m] | 6.4 | 7.8 | 7.9 | 7.7 | 7.6 | 7.5 | 7.5 |



[] Ranking at each section and finish
 -:-:- No data available at this section
 NA No data available

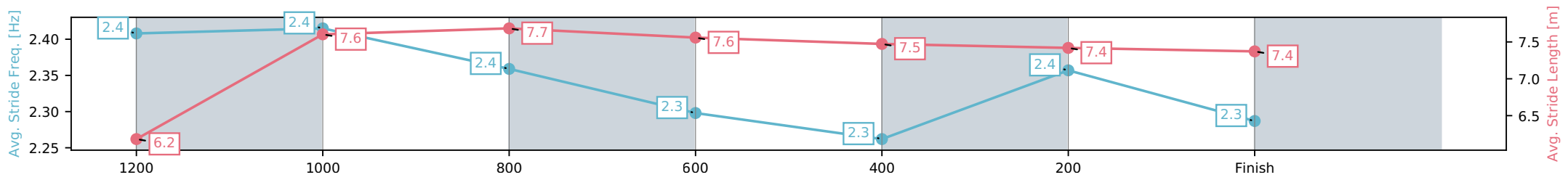
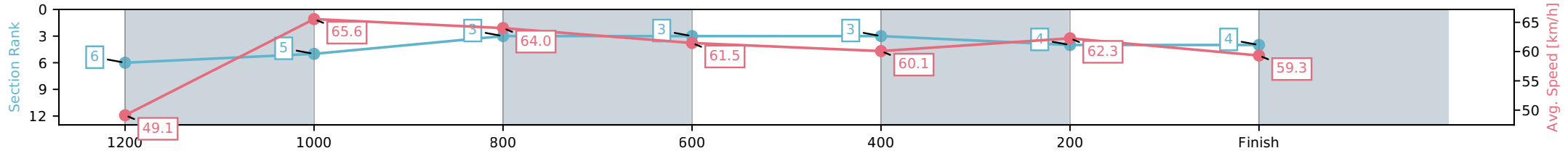
| | |
|--------------------------------|-----------------------|
| Horse/Jockey Name | Yes Lulu/Robbie Dolan |
| Finish Rank | 4 |
| Fastest Section Time (Section) | 0:10.96 (1200-1000) |
| Top Speed [km/h] (Section) | 66.7 (1200-1000) |
| Race State | Finished |



Ipswich QLD --Professional-2026-06-20
 Race 3: RAY WHITE IPSWICH Class 6 Handicap - 1350m
 20 June 2026 - 12:54PM
 Track Rating: Soft 5, Weather: Fine, Rail Position: +1m Entire Circuit



| Section | L1350 | L1200 | L1000 | L800 | L600 | L400 | L200 |
|------------------------|----------------------|--------------------------|--------------------------|--------------------------|--------------------------|--------------------------|--------------------------|
| Section Times | 1:20.62 (0:11.28) | 1:09.34 [6] (0:10.96) | 0:58.38 [5] (0:11.20) | 0:47.18 [3] (0:11.59) | 0:35.59 [3] (0:11.85) | 0:23.74 [3] (0:11.58) | 0:12.16 [4] (0:12.16) |
| Average Speed [km/h] | 49.1 | 65.6 | 64.0 | 61.5 | 60.1 | 62.3 | 59.3 |
| Top Speed [km/h] | 64.5 | 66.7 | 66.2 | 63.2 | 61.1 | 64.5 | 61.4 |
| Avg. Dist. to Rail [m] | 0.7 | 0.5 | 1.6 | 2.6 | 2.5 | 1.6 | 3.3 |
| Avg. Stride Freq. [Hz] | 2.4 | 2.4 | 2.4 | 2.3 | 2.3 | 2.4 | 2.3 |
| Avg. Stride Length [m] | 6.2 | 7.6 | 7.7 | 7.6 | 7.5 | 7.4 | 7.4 |



[] Ranking at each section and finish
 -:-:- No data available at this section
 NA No data available

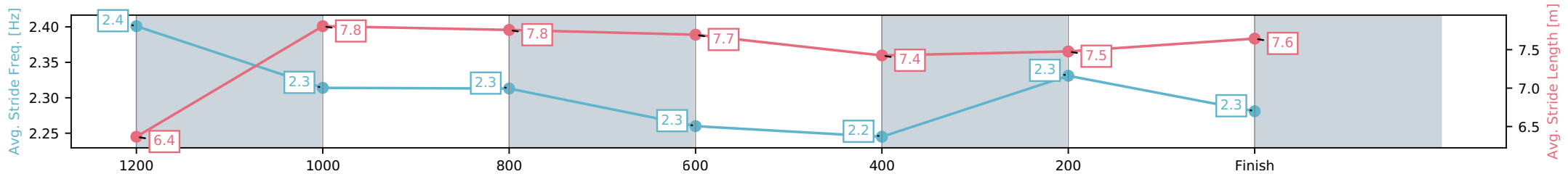
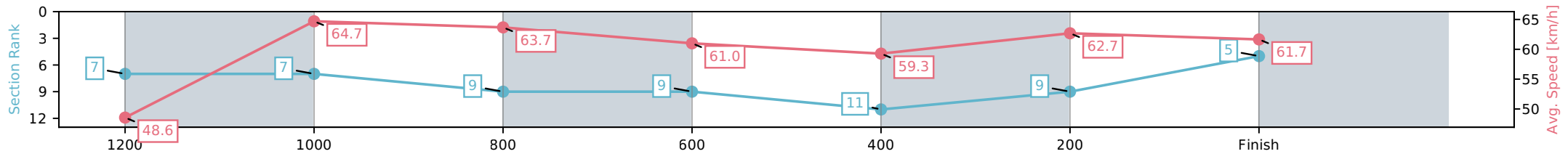
| | |
|--------------------------------|-------------------------------|
| Horse/Jockey Name | Cunnamulla Fella/Jake Bayliss |
| Finish Rank | 5 |
| Fastest Section Time (Section) | 0:11.13 (1200-1000) |
| Top Speed [km/h] (Section) | 65.9 (1200-1000) |
| Race State | Finished |



Ipswich QLD --Professional-2026-06-20
 Race 3: RAY WHITE IPSWICH Class 6 Handicap - 1350m
 20 June 2026 - 12:54PM
 Track Rating: Soft 5, Weather: Fine, Rail Position: +1m Entire Circuit



| Section | L1350 | L1200 | L1000 | L800 | L600 | L400 | L200 |
|------------------------|----------------------|--------------------------|--------------------------|--------------------------|--------------------------|---------------------------|--------------------------|
| Section Times | 1:20.65 (0:11.44) | 1:09.21 [7] (0:11.13) | 0:58.08 [7] (0:11.27) | 0:46.82 [9] (0:11.74) | 0:35.08 [9] (0:12.01) | 0:23.07 [11] (0:11.38) | 0:11.68 [9] (0:11.68) |
| Average Speed [km/h] | 48.6 | 64.7 | 63.7 | 61.0 | 59.3 | 62.7 | 61.7 |
| Top Speed [km/h] | 62.8 | 65.9 | 64.9 | 62.3 | 60.4 | 64.8 | 64.4 |
| Avg. Dist. to Rail [m] | 1.0 | 0.8 | 0.6 | 2.3 | 2.8 | 1.8 | 0.8 |
| Avg. Stride Freq. [Hz] | 2.4 | 2.3 | 2.3 | 2.3 | 2.2 | 2.3 | 2.3 |
| Avg. Stride Length [m] | 6.4 | 7.8 | 7.8 | 7.7 | 7.4 | 7.5 | 7.6 |



- [] Ranking at each section and finish
- :-:- No data available at this section
- NA No data available

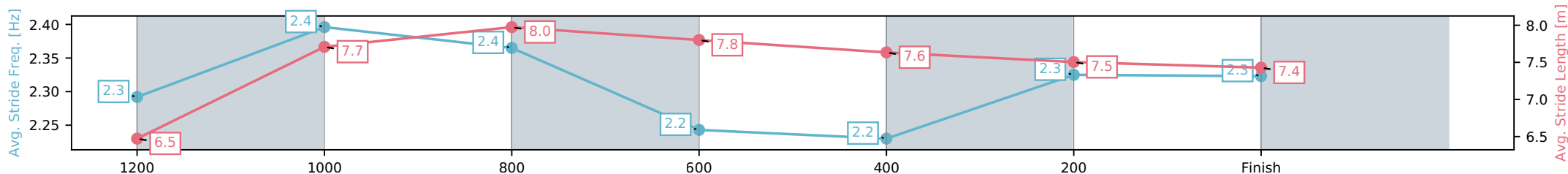
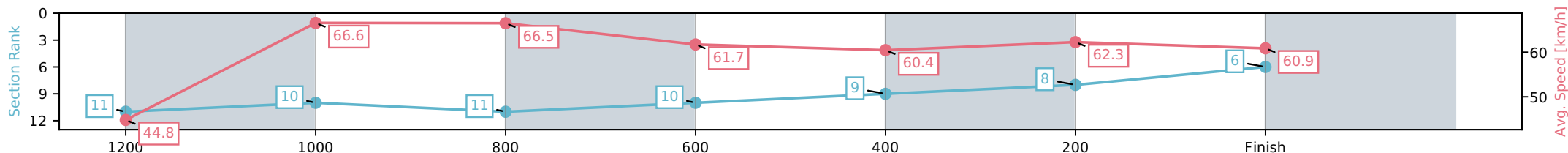
| | |
|--------------------------------|----------------------|
| Horse/Jockey Name | Robrick/Michael Rodd |
| Finish Rank | 6 |
| Fastest Section Time (Section) | 0:10.80 (1200-1000) |
| Top Speed [km/h] (Section) | 68.8 (1000-800) |
| Race State | Finished |



Ipswich QLD --Professional-2026-06-20
 Race 3: RAY WHITE IPSWICH Class 6 Handicap - 1350m
 20 June 2026 - 12:54PM
 Track Rating: Soft 5, Weather: Fine, Rail Position: +1m Entire Circuit



| Section | L1350 | L1200 | L1000 | L800 | L600 | L400 | L200 |
|------------------------|----------------------|---------------------------|---------------------------|---------------------------|---------------------------|--------------------------|--------------------------|
| Section Times | 1:20.75 (0:12.44) | 1:08.31 [11] (0:10.80) | 0:57.50 [10] (0:10.80) | 0:46.70 [11] (0:11.58) | 0:35.12 [10] (0:11.77) | 0:23.34 [9] (0:11.45) | 0:11.89 [8] (0:11.89) |
| Average Speed [km/h] | 44.8 | 66.6 | 66.5 | 61.7 | 60.4 | 62.3 | 60.9 |
| Top Speed [km/h] | 62.9 | 68.2 | 68.8 | 62.7 | 61.3 | 63.1 | 62.7 |
| Avg. Dist. to Rail [m] | 5.7 | 0.6 | 0.9 | 2.1 | 2.8 | 2.0 | 1.8 |
| Avg. Stride Freq. [Hz] | 2.3 | 2.4 | 2.4 | 2.2 | 2.2 | 2.3 | 2.3 |
| Avg. Stride Length [m] | 6.5 | 7.7 | 8.0 | 7.8 | 7.6 | 7.5 | 7.4 |



[] Ranking at each section and finish
 -:-:- No data available at this section
 NA No data available

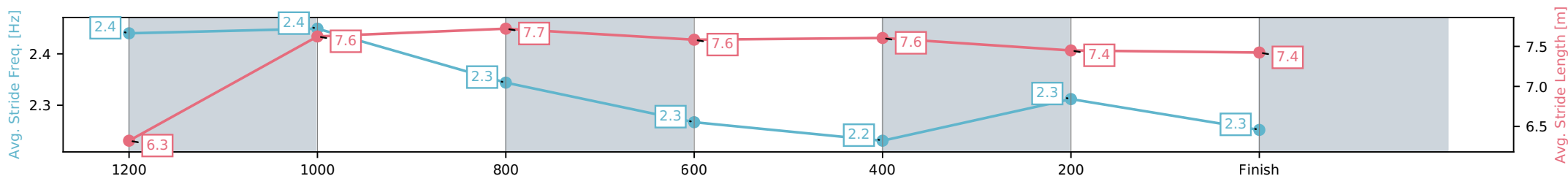
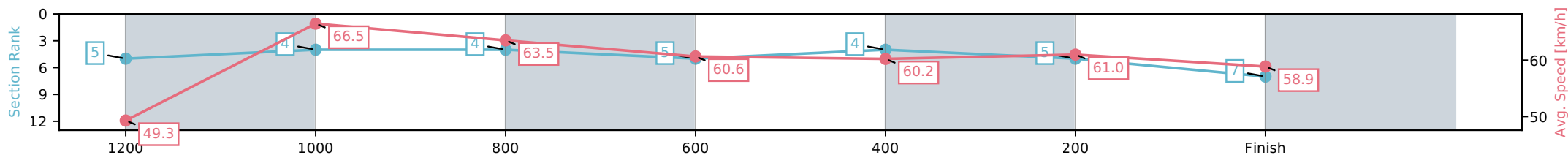
| | |
|--------------------------------|-----------------------|
| Horse/Jockey Name | Bluepinot/Ron Stewart |
| Finish Rank | 7 |
| Fastest Section Time (Section) | 0:10.86 (1200-1000) |
| Top Speed [km/h] (Section) | 67.2 (1200-1000) |
| Race State | Finished |



Ipswich QLD --Professional-2026-06-20
 Race 3: RAY WHITE IPSWICH Class 6 Handicap - 1350m
 20 June 2026 - 12:54PM
 Track Rating: Soft 5, Weather: Fine, Rail Position: +1m Entire Circuit



| Section | L1350 | L1200 | L1000 | L800 | L600 | L400 | L200 |
|------------------------|----------------------|--------------------------|--------------------------|--------------------------|--------------------------|--------------------------|--------------------------|
| Section Times | 1:20.98 (0:11.26) | 1:09.72 [5] (0:10.86) | 0:58.86 [4] (0:11.35) | 0:47.51 [4] (0:11.78) | 0:35.73 [5] (0:11.80) | 0:23.93 [4] (0:11.71) | 0:12.21 [5] (0:12.21) |
| Average Speed [km/h] | 49.3 | 66.5 | 63.5 | 60.6 | 60.2 | 61.0 | 58.9 |
| Top Speed [km/h] | 64.9 | 67.2 | 65.7 | 61.9 | 61.3 | 62.0 | 60.9 |
| Avg. Dist. to Rail [m] | 3.8 | 2.9 | 1.0 | 2.0 | 3.0 | 1.4 | 1.9 |
| Avg. Stride Freq. [Hz] | 2.4 | 2.4 | 2.3 | 2.3 | 2.2 | 2.3 | 2.3 |
| Avg. Stride Length [m] | 6.3 | 7.6 | 7.7 | 7.6 | 7.6 | 7.4 | 7.4 |



- [] Ranking at each section and finish
- :-:- No data available at this section
- NA No data available

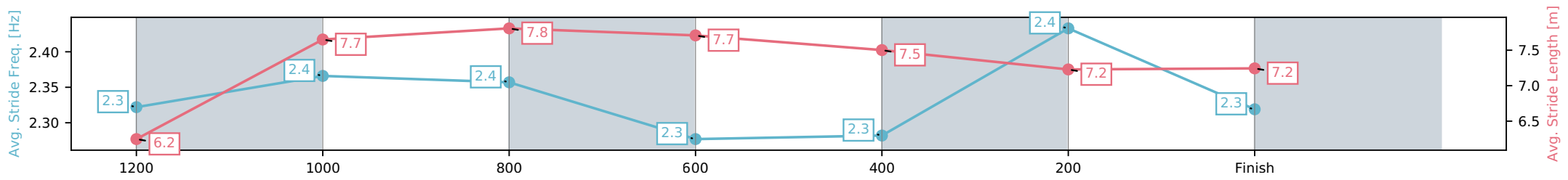
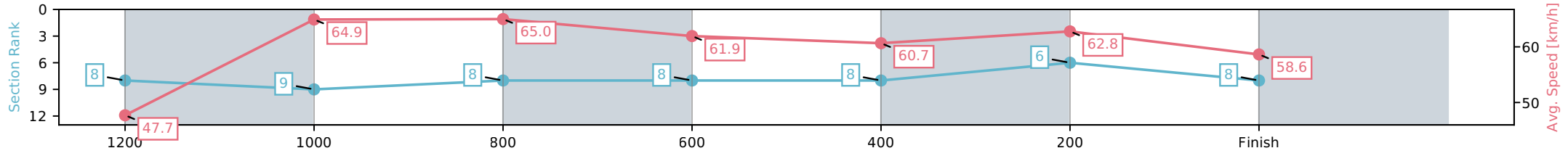
| | |
|--------------------------------|----------------------------|
| Horse/Jockey Name | Deep Respect/Anthony Allen |
| Finish Rank | 8 |
| Fastest Section Time (Section) | 0:11.10 (1000-800) |
| Top Speed [km/h] (Section) | 66.5 (1000-800) |
| Race State | Finished |



Ipswich QLD --Professional-2026-06-20
 Race 3: RAY WHITE IPSWICH Class 6 Handicap - 1350m
 20 June 2026 - 12:54PM
 Track Rating: Soft 5, Weather: Fine, Rail Position: +1m Entire Circuit



| Section | L1350 | L1200 | L1000 | L800 | L600 | L400 | L200 |
|------------------------|----------------------|--------------------------|--------------------------|--------------------------|--------------------------|--------------------------|--------------------------|
| Section Times | 1:21.15 (0:11.62) | 1:09.53 [8] (0:11.10) | 0:58.43 [9] (0:11.10) | 0:47.33 [8] (0:11.59) | 0:35.74 [8] (0:11.85) | 0:23.89 [8] (0:11.53) | 0:12.36 [6] (0:12.36) |
| Average Speed [km/h] | 47.7 | 64.9 | 65.0 | 61.9 | 60.7 | 62.8 | 58.6 |
| Top Speed [km/h] | 63.1 | 66.4 | 66.5 | 62.5 | 61.3 | 63.6 | 61.7 |
| Avg. Dist. to Rail [m] | 4.0 | 1.2 | 0.5 | 0.5 | 0.7 | 2.6 | 4.3 |
| Avg. Stride Freq. [Hz] | 2.3 | 2.4 | 2.4 | 2.3 | 2.3 | 2.4 | 2.3 |
| Avg. Stride Length [m] | 6.2 | 7.7 | 7.8 | 7.7 | 7.5 | 7.2 | 7.2 |



[] Ranking at each section and finish
 -:-:- No data available at this section
 NA No data available

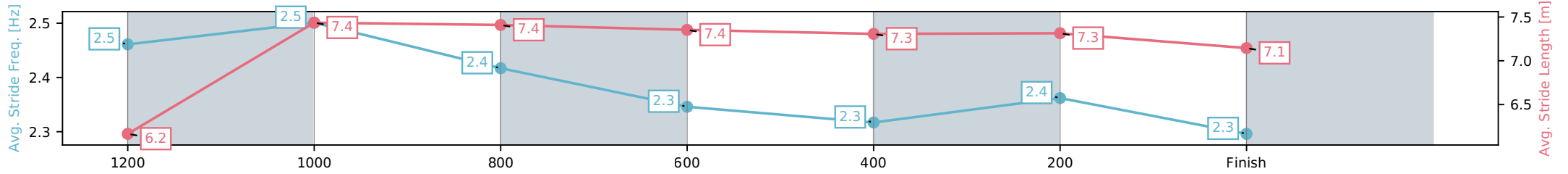
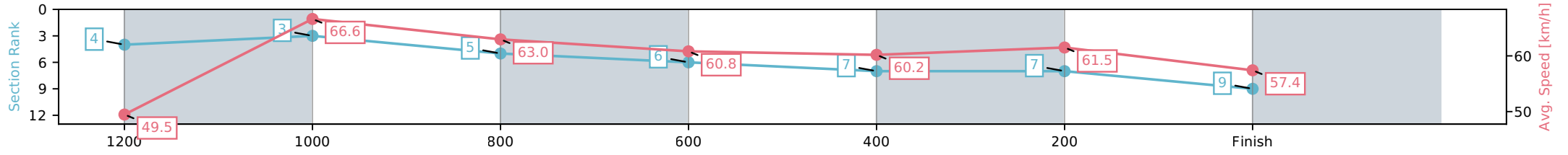
| | |
|--------------------------------|-----------------------------|
| Horse/Jockey Name | Pantelone/Hannah Richardson |
| Finish Rank | 9 |
| Fastest Section Time (Section) | 0:10.82 (1200-1000) |
| Top Speed [km/h] (Section) | 68.3 (1200-1000) |
| Race State | Finished |



Ipswich QLD --Professional-2026-06-20
 Race 3: RAY WHITE IPSWICH Class 6 Handicap - 1350m
 20 June 2026 - 12:54PM
 Track Rating: Soft 5, Weather: Fine, Rail Position: +1m Entire Circuit



| Section | L1350 | L1200 | L1000 | L800 | L600 | L400 | L200 |
|------------------------|----------------------|--------------------------|--------------------------|--------------------------|--------------------------|--------------------------|--------------------------|
| Section Times | 1:21.48 (0:11.23) | 1:10.25 [4] (0:10.82) | 0:59.44 [3] (0:11.43) | 0:48.01 [5] (0:11.81) | 0:36.20 [6] (0:11.89) | 0:24.31 [7] (0:11.67) | 0:12.63 [7] (0:12.63) |
| Average Speed [km/h] | 49.5 | 66.6 | 63.0 | 60.8 | 60.2 | 61.5 | 57.4 |
| Top Speed [km/h] | 62.9 | 68.3 | 65.0 | 62.2 | 61.3 | 62.6 | 61.0 |
| Avg. Dist. to Rail [m] | 2.4 | 1.5 | 0.5 | 0.8 | 1.3 | 0.7 | 1.1 |
| Avg. Stride Freq. [Hz] | 2.5 | 2.5 | 2.4 | 2.3 | 2.3 | 2.4 | 2.3 |
| Avg. Stride Length [m] | 6.2 | 7.4 | 7.4 | 7.4 | 7.3 | 7.3 | 7.1 |



[] Ranking at each section and finish
 -:-:- No data available at this section
 NA No data available

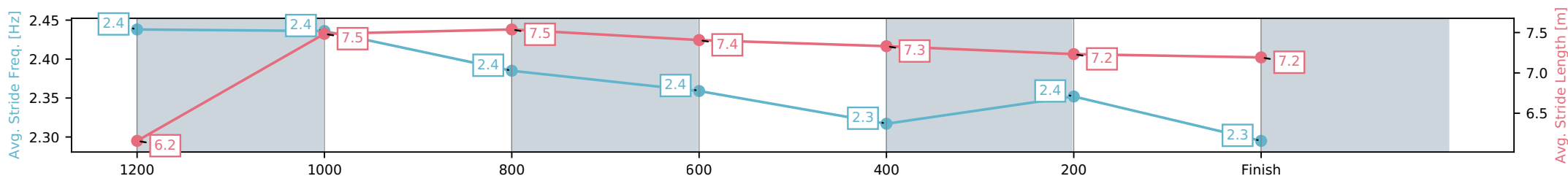
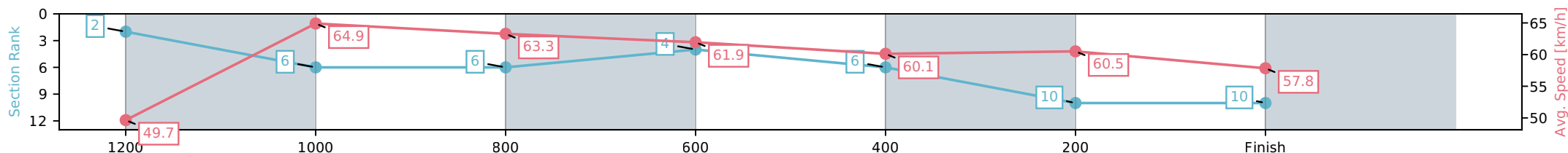
| | |
|--------------------------------|---------------------------|
| Horse/Jockey Name | Set To Shine/Cejay Graham |
| Finish Rank | 10 |
| Fastest Section Time (Section) | 0:11.09 (1200-1000) |
| Top Speed [km/h] (Section) | 66.2 (1200-1000) |
| Race State | Finished |



Ipswich QLD --Professional-2026-06-20
 Race 3: RAY WHITE IPSWICH Class 6 Handicap - 1350m
 20 June 2026 - 12:54PM
 Track Rating: Soft 5, Weather: Fine, Rail Position: +1m Entire Circuit



| Section | L1350 | L1200 | L1000 | L800 | L600 | L400 | L200 |
|------------------------|----------------------|--------------------------|--------------------------|--------------------------|--------------------------|--------------------------|---------------------------|
| Section Times | 1:21.53 (0:11.19) | 1:10.34 [2] (0:11.09) | 0:59.25 [6] (0:11.37) | 0:47.88 [6] (0:11.57) | 0:36.31 [4] (0:11.92) | 0:24.39 [6] (0:11.89) | 0:12.50 [10] (0:12.50) |
| Average Speed [km/h] | 49.7 | 64.9 | 63.3 | 61.9 | 60.1 | 60.5 | 57.8 |
| Top Speed [km/h] | 64.6 | 66.2 | 65.6 | 63.3 | 60.8 | 61.8 | 61.1 |
| Avg. Dist. to Rail [m] | 1.2 | 0.8 | 0.5 | 1.0 | 1.3 | 0.8 | 2.2 |
| Avg. Stride Freq. [Hz] | 2.4 | 2.4 | 2.4 | 2.4 | 2.3 | 2.4 | 2.3 |
| Avg. Stride Length [m] | 6.2 | 7.5 | 7.5 | 7.4 | 7.3 | 7.2 | 7.2 |



- [] Ranking at each section and finish
- :-:- No data available at this section
- NA No data available

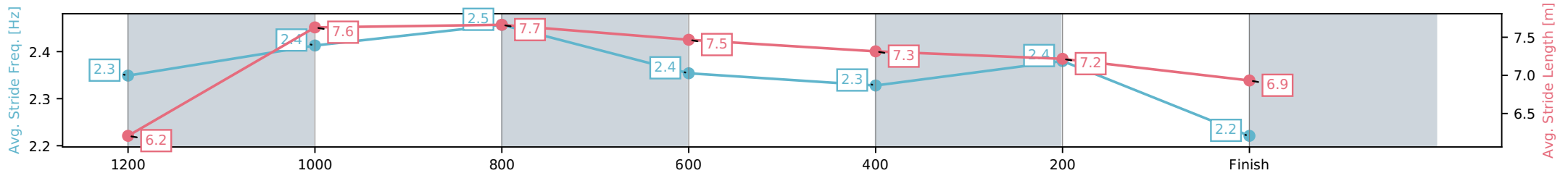
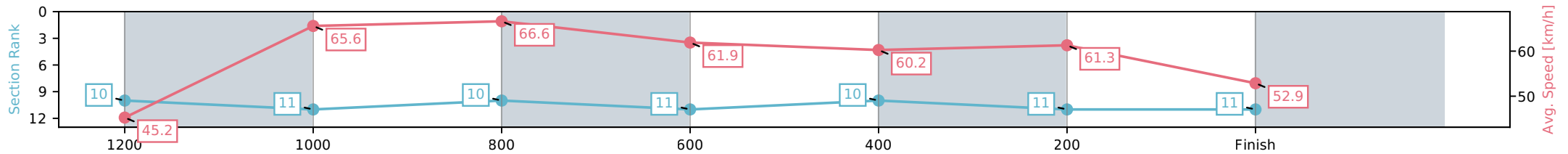
| | |
|--------------------------------|----------------------------|
| Horse/Jockey Name | Ocean Alps/Taylor Marshall |
| Finish Rank | 11 |
| Fastest Section Time (Section) | 0:10.78 (1000-800) |
| Top Speed [km/h] (Section) | 67.6 (1000-800) |
| Race State | Finished |



Ipswich QLD --Professional-2026-06-20
 Race 3: RAY WHITE IPSWICH Class 6 Handicap - 1350m
 20 June 2026 - 12:54PM
 Track Rating: Soft 5, Weather: Fine, Rail Position: +1m Entire Circuit



| Section | L1350 | L1200 | L1000 | L800 | L600 | L400 | L200 |
|------------------------|----------------------|---------------------------|---------------------------|---------------------------|---------------------------|---------------------------|---------------------------|
| Section Times | 1:23.00 (0:12.26) | 1:10.74 [10] (0:10.99) | 0:59.74 [11] (0:10.78) | 0:48.96 [10] (0:11.61) | 0:37.35 [11] (0:11.92) | 0:25.43 [10] (0:11.76) | 0:13.68 [11] (0:13.68) |
| Average Speed [km/h] | 45.2 | 65.6 | 66.6 | 61.9 | 60.2 | 61.3 | 52.9 |
| Top Speed [km/h] | 64.4 | 66.3 | 67.6 | 63.6 | 61.0 | 62.1 | 60.6 |
| Avg. Dist. to Rail [m] | 6.3 | 0.8 | 0.2 | 0.7 | 0.8 | 0.6 | 1.3 |
| Avg. Stride Freq. [Hz] | 2.3 | 2.4 | 2.5 | 2.4 | 2.3 | 2.4 | 2.2 |
| Avg. Stride Length [m] | 6.2 | 7.6 | 7.7 | 7.5 | 7.3 | 7.2 | 6.9 |



- [] Ranking at each section and finish
- :-:- No data available at this section
- NA No data available



Ipswich QLD

Race 4: CHANNEL SEVEN STAYERS QTIS BENCHMARK 78 Handicap - 2500m

20 June 2026 - 1:29PM

Track Rating: Soft 5, Weather: Fine, Rail Position: +1m Entire Circuit



Field Times (Race Tempo) 2:37.27 (0:08.32) 2:28.95 (0:11.72) 2:17.23 (0:11.76) 2:05.47 (0:12.19) 1:53.28 (0:12.28) 1:41.00 (0:13.11) 1:27.90 (0:13.33) 1:14.57 (0:13.07)

| Rank | TAB# | Horse | Overall Time | First 400m | Top Speed km/h (Section) | L2500 | L2400 | L2200 | L2000 | L1800 | L1600 | L1400 | L1200 |
|------|--------|--------------------|---------------|------------|--------------------------|--------------|--------------|--------------|--------------|--------------|--------------|--------------|--------------|
| | (BAR#) | Jockey | Margin (DT-W) | Last 600m | Fastest Section (Time) | Start - 2400 | 2400 - 2200 | 2200 - 2000 | 2000 - 1800 | 1800 - 1600 | 1600 - 1400 | 1400 - 1200 | 1200 - 1000 |
| 1 | 3 | Pulveriser | 2:37.27 | 0:25.79 | 63.0 (2400-2200) | 2:37.27 | 2:28.88 [3] | 2:17.23 [1] | 2:05.47 [1] | 1:53.28 [1] | 1:41.00 [1] | 1:27.90 [1] | 1:14.57 [1] |
| | (1) | Ben Thompson | | 0:36.85 | 2400-2200 (0:11.66) | (0:08.39) | (0:11.66) | (0:11.76) | (0:12.19) | (0:12.28) | (0:13.10) | (0:13.33) | (0:13.07) |
| 2 | 4 | Captain Maverick | 2:37.48 | 0:26.70 | 62.3 (1800-1600) | 2:37.48 | 2:28.80 [13] | 2:16.81 [10] | 2:04.76 [10] | 1:52.28 [10] | 1:39.91 [10] | 1:26.73 [10] | 1:13.58 [10] |
| | (11) | Kyle Wilson-Taylor | 1.2L (-6) | 0:36.21 | 800-600 (0:11.86) | (0:08.68) | (0:11.99) | (0:12.05) | (0:12.47) | (0:12.37) | (0:13.18) | (0:13.16) | (0:13.09) |
| 3 | 6 | Farwest | 2:37.65 | 0:26.98 | 62.1 (800-600) | 2:37.65 | 2:28.61 [14] | 2:16.65 [13] | 2:04.62 [13] | 1:51.96 [13] | 1:39.42 [12] | 1:26.20 [13] | 1:13.17 [14] |
| | (13) | Cejay Graham | 2.2L (-1) | 0:36.01 | 800-600 (0:11.64) | (0:09.04) | (0:11.96) | (0:12.03) | (0:12.65) | (0:12.54) | (0:13.23) | (0:13.03) | (0:13.11) |
| 4 | 5 | Chillaxing | 2:37.70 | 0:26.46 | 61.7 (800-600) | 2:37.70 | 2:29.24 [7] | 2:17.24 [6] | 2:05.21 [9] | 1:52.85 [7] | 1:40.30 [9] | 1:27.08 [9] | 1:13.90 [9] |
| | (12) | Daniel Moor | 2.5L (-4) | 0:36.40 | 800-600 (0:11.83) | (0:08.46) | (0:12.00) | (0:12.03) | (0:12.36) | (0:12.55) | (0:13.22) | (0:13.18) | (0:13.17) |
| 5 | 7 | Weona Redwood | 2:37.79 | 0:25.83 | 63.3 (2200-2000) | 2:37.79 | 2:29.43 [2] | 2:17.74 [2] | 2:05.83 [2] | 1:53.71 [3] | 1:41.12 [3] | 1:27.94 [3] | 1:14.76 [4] |
| | (3) | Rob Thorburn | 3.1L (-7) | 0:37.06 | 2400-2200 (0:11.69) | (0:08.36) | (0:11.69) | (0:11.91) | (0:12.13) | (0:12.59) | (0:13.18) | (0:13.18) | (0:13.13) |
| 6 | 13 | Artful Girl | 2:37.96 | 0:27.28 | 62.5 (800-600) | 2:37.96 | 2:29.29 [12] | 2:16.72 [14] | 2:04.56 [14] | 1:52.05 [14] | 1:39.44 [14] | 1:26.43 [14] | 1:13.49 [13] |
| | (14) | Emily Lang | 4.0L (+5) | 0:36.47 | 800-600 (0:11.79) | (0:08.67) | (0:12.56) | (0:12.16) | (0:12.51) | (0:12.61) | (0:13.01) | (0:12.94) | (0:12.80) |
| 7 | 8 | Demarcay | 2:37.97 | 0:26.02 | 62.1 (2400-2200) | 2:37.97 | 2:29.65 [1] | 2:17.82 [3] | 2:05.80 [4] | 1:53.53 [5] | 1:41.04 [5] | 1:27.83 [6] | 1:14.67 [6] |
| | (8) | Fiona Sandkuhl | 4.1L (-7) | 0:37.00 | 2400-2200 (0:11.82) | (0:08.32) | (0:11.82) | (0:12.02) | (0:12.27) | (0:12.49) | (0:13.21) | (0:13.16) | (0:13.18) |
| 8 | 2 | The Irish | 2:38.01 | 0:26.34 | 62.1 (800-600) | 2:38.01 | 2:29.59 [4] | 2:17.58 [5] | 2:05.57 [7] | 1:53.15 [8] | 1:40.71 [7] | 1:27.60 [8] | 1:14.50 [7] |
| | (7) | Michael Rodd | 4.4L (-3) | 0:36.85 | 800-600 (0:11.90) | (0:08.42) | (0:12.01) | (0:12.01) | (0:12.42) | (0:12.44) | (0:13.12) | (0:13.10) | (0:13.18) |
| 9 | 10 | Don Stefano | 2:38.04 | 0:26.33 | 61.9 (600-400) | 2:38.04 | 2:29.56 [8] | 2:17.59 [6] | 2:05.68 [7] | 1:53.35 [7] | 1:40.92 [7] | 1:27.79 [7] | 1:14.70 [7] |
| | (6) | Anthony Allen | 12.2L (-1) | 0:37.05 | 2500 - 2400 (0:08.48) | (0:08.48) | (0:11.97) | (0:11.91) | (0:12.33) | (0:12.43) | (0:13.13) | (0:13.09) | (0:13.14) |
| 10 | 9 | Bright The Sun | 2:38.09 | 0:26.32 | 61.9 (2200-2000) | 2:38.09 | 2:29.52 [10] | 2:17.58 [8] | 2:05.84 [5] | 1:53.66 [4] | 1:41.25 [4] | 1:28.09 [4] | 1:15.04 [5] |
| | (2) | Nozi Tomizawa | 4.8L (+7) | 0:37.35 | 2200-2000 (0:11.75) | (0:08.57) | (0:11.94) | (0:11.75) | (0:12.17) | (0:12.42) | (0:13.16) | (0:13.05) | (0:13.08) |

Scratched: Scottish Pearl (#16), Giddy Gan's Joy (#17)

Report Created: Sat 20 June 2026

(Note: Races are conducted over an approximate distance as close as possible to the advertised distance, and recorded data may vary accordingly. Official times refer to race times only and do not include handicap times.)

[] Position in running at each section and finish TAB# Saddle cloth number

Fastest split

--- No data available at this section

BAR# Barrier/Gate Position

Fastest section

NA No data available

DNF Did not finish

DNT Did not track

DT-W Distance travelled compared to winner in metres



Ipswich QLD

Race 4: CHANNEL SEVEN STAYERS QTIS BENCHMARK 78 Handicap - 2500m

20 June 2026 - 1:29PM

Track Rating: Soft 5, Weather: Fine, Rail Position: +1m Entire Circuit



Field Times (Race Tempo) 2:37.27 (0:08.32) 2:28.95 (0:11.72) 2:17.23 (0:11.76) 2:05.47 (0:12.19) 1:53.28 (0:12.28) 1:41.00 (0:13.11) 1:27.90 (0:13.33) 1:14.57 (0:13.07)

| Rank | TAB# | Horse | Overall Time | First 400m | Top Speed km/h (Section) | L2500 | L2400 | L2200 | L2000 | L1800 | L1600 | L1400 | L1200 |
|------|--------|------------------|---------------|------------|--------------------------|--------------|--------------|--------------|--------------|--------------|--------------|--------------|--------------|
| | (BAR#) | Jockey | Margin (DT-W) | Last 600m | Fastest Section (Time) | Start - 2400 | 2400 - 2200 | 2200 - 2000 | 2000 - 1800 | 1800 - 1600 | 1600 - 1400 | 1400 - 1200 | 1200 - 1000 |
| 11 | 15 | Whatjeudoin' | 2:38.11 | 0:26.90 | 62.1 (800-600) | 2:38.11 | 2:29.60 [8] | 2:17.16 [12] | 2:05.14 [12] | 1:52.49 [12] | 1:39.83 [13] | 1:26.70 [12] | 1:13.67 [12] |
| | (10) | Ron Stewart | 4.9L (-3) | 0:36.49 | 800-600 (0:11.70) | (0:08.50) | (0:12.44) | (0:12.02) | (0:12.65) | (0:12.66) | (0:13.13) | (0:13.04) | (0:13.06) |
| 12 | 12 | Trump Card | 2:38.13 | 0:26.77 | 61.8 (800-600) | 2:38.13 | 2:29.53 [11] | 2:17.35 [11] | 2:05.39 [11] | 1:52.86 [11] | 1:40.25 [11] | 1:27.03 [11] | 1:14.04 [11] |
| | (5) | Corey Sutherland | 5.0L (-2) | 0:36.59 | 800-600 (0:11.81) | (0:08.60) | (0:12.18) | (0:11.96) | (0:12.52) | (0:12.61) | (0:13.22) | (0:12.99) | (0:13.16) |
| 13 | 11 | Malecon | 2:38.14 | 0:26.46 | 61.4 (2400-2200) | 2:38.14 | 2:29.70 [6] | 2:17.66 [7] | 2:05.67 [8] | 1:53.27 [9] | 1:40.82 [8] | 1:27.75 [7] | 1:14.62 [8] |
| | (4) | Chelsea Baker | 5.1L (+2) | 0:37.09 | 800-600 (0:11.90) | (0:08.44) | (0:12.05) | (0:11.99) | (0:12.40) | (0:12.45) | (0:13.07) | (0:13.13) | (0:13.10) |
| 14 | 1 | Rattle And Hum | 2:38.69 | 0:26.23 | 62.0 (1800-1600) | 2:38.69 | 2:30.26 [5] | 2:18.37 [4] | 2:06.55 [3] | 1:54.63 [2] | 1:42.28 [2] | 1:29.13 [2] | 1:15.84 [2] |
| | (9) | Robbie Dolan | 8.4L (-7) | 0:38.20 | 2200-2000 (0:11.82) | (0:08.43) | (0:11.89) | (0:11.82) | (0:11.92) | (0:12.35) | (0:13.15) | (0:13.29) | (0:13.00) |
| 15 | 14 | Kalkanli | 2:39.06 | 0:26.41 | 62.2 (2200-2000) | 2:39.06 | 2:30.53 [9] | 2:18.53 [9] | 2:06.71 [6] | 1:54.61 [6] | 1:41.95 [6] | 1:29.02 [5] | 1:16.03 [3] |
| | (15) | Taylor Marshall | 10.5L (-1) | 0:38.25 | 2200-2000 (0:11.82) | (0:08.53) | (0:12.00) | (0:11.82) | (0:12.10) | (0:12.65) | (0:12.94) | (0:12.99) | (0:12.92) |

Scratched: Scottish Pearl (#16), Giddy Gan's Joy (#17)

Report Created: Sat 20 June 2026

(Note: Races are conducted over an approximate distance as close as possible to the advertised distance, and recorded data may vary accordingly. Official times refer to race times only and do not include handicap times.)

[] Position in running at each section and finish TAB# Saddle cloth number
 -:-:- No data available at this section BAR# Barrier/Gate Position
 NA No data available DNF Did not finish
 DNT Did not track DT-W Distance travelled compared to winner in metres

Fastest split
 Fastest section

data processed by TRIPLESDATA



Ipswich QLD

Race 4: CHANNEL SEVEN STAYERS QTIS BENCHMARK 78 Handicap - 2500m

20 June 2026 - 1:29PM

Track Rating: Soft 5, Weather: Fine, Rail Position: +1m Entire Circuit



Field Times (Race Tempo) 1:01.50 0:49.09 0:36.85 0:24.82 0:12.62
 (0:12.41) (0:12.24) (0:12.03) (0:12.20) (0:12.62)

| Rank | TAB# | Horse | Overall Time | First 400m | Top Speed km/h (Section) | L1000 | L800 | L600 | L400 | L200 | | | |
|------|--------|--------------------|---------------|------------|--------------------------|--------------|--------------|--------------|--------------|--------------|--|--|--|
| | (BAR#) | Jockey | Margin (DT-W) | Last 600m | Fastest Section (Time) | 1000 - 800 | 800 - 600 | 600 - 400 | 400 - 200 | 200 - Finish | | | |
| 1 | 3 | Pulveriser | 2:37.27 | 0:25.79 | 63.0 (2400-2200) | 1:01.50 [1] | 0:49.09 [1] | 0:36.85 [1] | 0:24.82 [1] | 0:12.62 [1] | | | |
| | (1) | Ben Thompson | | 0:36.85 | 2400-2200 (0:11.66) | (0:12.41) | (0:12.24) | (0:12.03) | (0:12.20) | (0:12.62) | | | |
| 2 | 4 | Captain Maverick | 2:37.48 | 0:26.70 | 62.3 (1800-1600) | 1:00.49 [10] | 0:48.07 [9] | 0:36.21 [9] | 0:24.30 [8] | 0:12.36 [2] | | | |
| | (11) | Kyle Wilson-Taylor | 1.2L (-6) | 0:36.21 | 800-600 (0:11.86) | (0:12.42) | (0:11.86) | (0:11.91) | (0:11.94) | (0:12.36) | | | |
| 3 | 6 | Farwest | 2:37.65 | 0:26.98 | 62.1 (800-600) | 1:00.06 [14] | 0:47.65 [14] | 0:36.01 [14] | 0:24.27 [11] | 0:12.30 [5] | | | |
| | (13) | Cejay Graham | 2.2L (-1) | 0:36.01 | 800-600 (0:11.64) | (0:12.41) | (0:11.64) | (0:11.74) | (0:11.97) | (0:12.30) | | | |
| 4 | 5 | Chillaxing | 2:37.70 | 0:26.46 | 61.7 (800-600) | 1:00.73 [9] | 0:48.22 [10] | 0:36.39 [10] | 0:24.35 [10] | 0:12.16 [10] | | | |
| | (12) | Daniel Moor | 2.5L (-4) | 0:36.40 | 800-600 (0:11.83) | (0:12.51) | (0:11.83) | (0:12.04) | (0:12.20) | (0:12.16) | | | |
| 5 | 7 | Weona Redwood | 2:37.79 | 0:25.83 | 63.3 (2200-2000) | 1:01.62 [5] | 0:49.26 [4] | 0:37.06 [3] | 0:24.88 [4] | 0:12.64 [3] | | | |
| | (3) | Rob Thorburn | 3.1L (-7) | 0:37.06 | 2400-2200 (0:11.69) | (0:12.36) | (0:12.20) | (0:12.18) | (0:12.24) | (0:12.64) | | | |
| 6 | 13 | Artful Girl | 2:37.96 | 0:27.28 | 62.5 (800-600) | 1:00.69 [12] | 0:48.26 [11] | 0:36.47 [11] | 0:24.43 [12] | 0:12.17 [14] | | | |
| | (14) | Emily Lang | 4.0L (+5) | 0:36.47 | 800-600 (0:11.79) | (0:12.42) | (0:11.79) | (0:12.04) | (0:12.26) | (0:12.17) | | | |
| 7 | 8 | Demarcay | 2:37.97 | 0:26.02 | 62.1 (2400-2200) | 1:01.49 [6] | 0:49.05 [6] | 0:37.00 [6] | 0:24.83 [7] | 0:12.61 [6] | | | |
| | (8) | Fiona Sandkuhl | 4.1L (-7) | 0:37.00 | 2400-2200 (0:11.82) | (0:12.44) | (0:12.05) | (0:12.17) | (0:12.22) | (0:12.61) | | | |
| 8 | 2 | The Irish | 2:38.01 | 0:26.34 | 62.1 (800-600) | 1:01.32 [8] | 0:48.76 [8] | 0:36.86 [8] | 0:24.91 [5] | 0:12.60 [8] | | | |
| | (7) | Michael Rodd | 4.4L (-3) | 0:36.85 | 800-600 (0:11.90) | (0:12.56) | (0:11.90) | (0:11.95) | (0:12.30) | (0:12.60) | | | |
| 9 | 10 | Don Stefano | 2:38.04 | 0:26.33 | 61.9 (600-400) | 1:01.56 [7] | 0:49.06 [7] | 0:37.05 [7] | 0:25.04 [5] | 0:12.73 [5] | | | |
| | (6) | Anthony Allen | 12.2L (-1) | 0:37.05 | 2500 - 2400 (0:08.48) | (0:12.50) | (0:12.01) | (0:12.01) | (0:12.31) | (0:12.73) | | | |
| 10 | 9 | Bright The Sun | 2:38.09 | 0:26.32 | 61.9 (2200-2000) | 1:01.95 [4] | 0:49.54 [5] | 0:37.36 [4] | 0:25.24 [3] | 0:12.92 [4] | | | |
| | (2) | Nozi Tomizawa | 4.8L (+7) | 0:37.35 | 2200-2000 (0:11.75) | (0:12.40) | (0:12.19) | (0:12.11) | (0:12.32) | (0:12.92) | | | |

Scratched: Scottish Pearl (#16), Giddy Gan's Joy (#17)

Report Created: Sat 20 June 2026

(Note: Races are conducted over an approximate distance as close as possible to the advertised distance, and recorded data may vary accordingly. Official times refer to race times only and do not include handicap times.)

[] Position in running at each section and finish TAB# Saddle cloth number
 -:-:- No data available at this section BAR# Barrier/Gate Position
 NA No data available DNF Did not finish
 DNT Did not track DT-W Distance travelled compared to winner in metres

Fastest split
 Fastest section

data processed by TRIPLESDATA

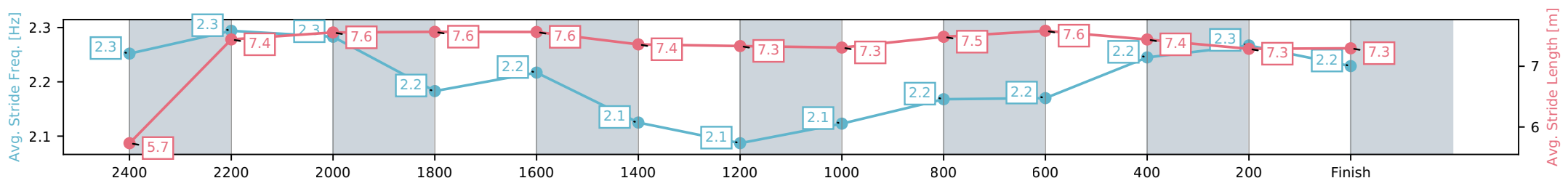
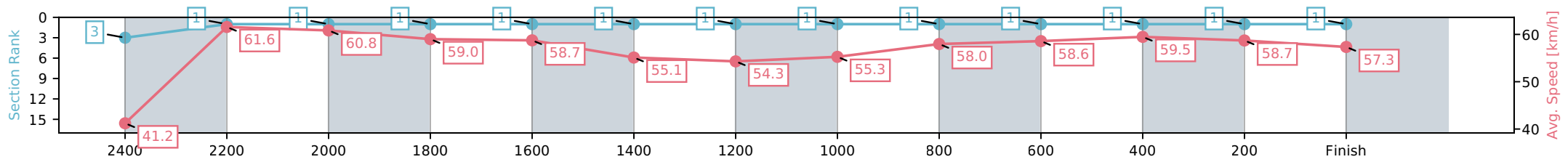
| | |
|--------------------------------|-------------------------|
| Horse/Jockey Name | Pulveriser/Ben Thompson |
| Finish Rank | 1 |
| Fastest Section Time (Section) | 0:11.66 (2400-2200) |
| Top Speed [km/h] (Section) | 63.0 (2400-2200) |
| Race State | Finished |



Ipswich QLD --Professional-2026-06-20
 Race 4: CHANNEL SEVEN STAYERS QTIS BENCHMARK 78
 Handicap - 2500m
 20 June 2026 - 1:29PM
 Track Rating: Soft 5, Weather: Fine, Rail Position: +1m Entire Circuit



| Section | L2500 | L2400 | L2200 | L2000 | L1800 | L1600 | L1400 | L1200 | L1000 | L800 | L600 | L400 | L200 |
|------------------------|----------------------|--------------------------|--------------------------|--------------------------|--------------------------|--------------------------|--------------------------|--------------------------|--------------------------|--------------------------|--------------------------|--------------------------|--------------------------|
| Section Times | 2:37.27 (0:08.39) | 2:28.88 [3] (0:11.66) | 2:17.23 [1] (0:11.76) | 2:05.47 [1] (0:12.19) | 1:53.28 [1] (0:12.28) | 1:41.00 [1] (0:13.10) | 1:27.90 [1] (0:13.33) | 1:14.57 [1] (0:13.07) | 1:01.50 [1] (0:12.41) | 0:49.09 [1] (0:12.24) | 0:36.85 [1] (0:12.03) | 0:24.82 [1] (0:12.20) | 0:12.62 [1] (0:12.62) |
| Average Speed [km/h] | 41.2 | 61.6 | 60.8 | 59.0 | 58.7 | 55.1 | 54.3 | 55.3 | 58.0 | 58.6 | 59.5 | 58.7 | 57.3 |
| Top Speed [km/h] | 57.1 | 63.0 | 62.4 | 61.0 | 61.2 | 55.8 | 54.8 | 55.8 | 58.7 | 59.0 | 59.9 | 59.5 | 58.9 |
| Avg. Dist. to Rail [m] | 3.0 | 1.9 | 1.1 | 0.6 | 0.5 | 1.5 | 1.3 | 0.7 | 0.4 | 1.1 | 1.5 | 0.7 | 1.4 |
| Avg. Stride Freq. [Hz] | 2.3 | 2.3 | 2.3 | 2.2 | 2.2 | 2.1 | 2.1 | 2.1 | 2.2 | 2.2 | 2.2 | 2.3 | 2.2 |
| Avg. Stride Length [m] | 5.7 | 7.4 | 7.6 | 7.6 | 7.6 | 7.4 | 7.3 | 7.3 | 7.5 | 7.6 | 7.4 | 7.3 | 7.3 |



[] Ranking at each section and finish
 -:-:- No data available at this section
 NA No data available

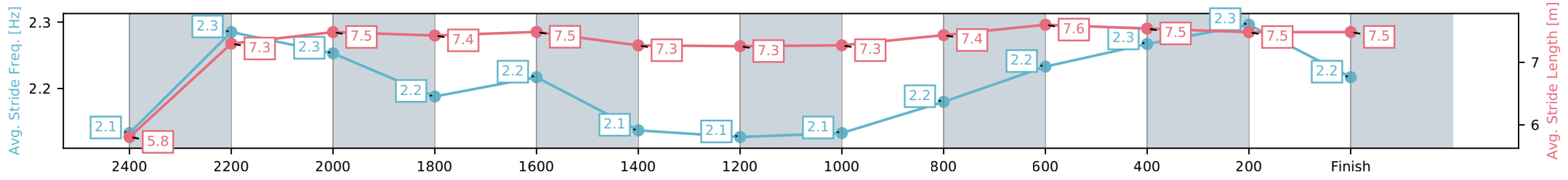
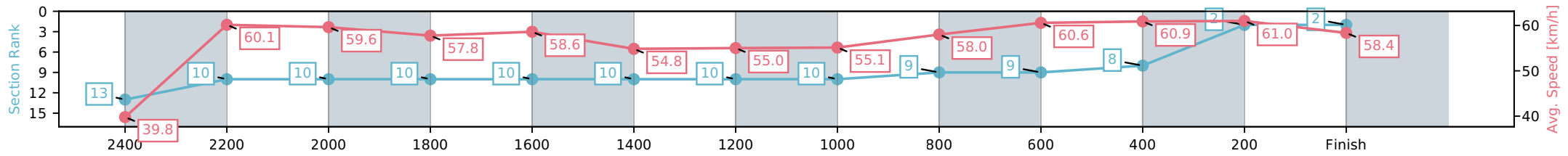
| | |
|--------------------------------|-------------------------------------|
| Horse/Jockey Name | Captain Maverick/Kyle Wilson-Taylor |
| Finish Rank | 2 |
| Fastest Section Time (Section) | 0:11.86 (800-600) |
| Top Speed [km/h] (Section) | 62.3 (1800-1600) |
| Race State | Finished |



Ipswich QLD --Professional-2026-06-20
 Race 4: CHANNEL SEVEN STAYERS QTIS BENCHMARK 78
 Handicap - 2500m
 20 June 2026 - 1:29PM
 Track Rating: Soft 5, Weather: Fine, Rail Position: +1m Entire Circuit



| Section | L2500 | L2400 | L2200 | L2000 | L1800 | L1600 | L1400 | L1200 | L1000 | L800 | L600 | L400 | L200 |
|------------------------|----------------------|---------------------------|---------------------------|---------------------------|---------------------------|---------------------------|---------------------------|---------------------------|---------------------------|--------------------------|--------------------------|--------------------------|--------------------------|
| Section Times | 2:37.48 (0:08.68) | 2:28.80 [13] (0:11.99) | 2:16.81 [10] (0:12.05) | 2:04.76 [10] (0:12.47) | 1:52.28 [10] (0:12.37) | 1:39.91 [10] (0:13.18) | 1:26.73 [10] (0:13.16) | 1:13.58 [10] (0:13.09) | 1:00.49 [10] (0:12.42) | 0:48.07 [9] (0:11.86) | 0:36.21 [9] (0:11.91) | 0:24.30 [8] (0:11.94) | 0:12.36 [2] (0:12.36) |
| Average Speed [km/h] | 39.8 | 60.1 | 59.6 | 57.8 | 58.6 | 54.8 | 55.0 | 55.1 | 58.0 | 60.6 | 60.9 | 61.0 | 58.4 |
| Top Speed [km/h] | 55.1 | 61.1 | 61.1 | 60.1 | 62.3 | 55.9 | 55.9 | 56.1 | 59.5 | 62.0 | 61.8 | 62.2 | 60.9 |
| Avg. Dist. to Rail [m] | 11.4 | 4.5 | 0.5 | 1.2 | 1.2 | 2.1 | 1.3 | 0.6 | 0.3 | 0.3 | 1.7 | 3.9 | 6.4 |
| Avg. Stride Freq. [Hz] | 2.1 | 2.3 | 2.3 | 2.2 | 2.2 | 2.1 | 2.1 | 2.1 | 2.2 | 2.2 | 2.3 | 2.3 | 2.2 |
| Avg. Stride Length [m] | 5.8 | 7.3 | 7.5 | 7.4 | 7.5 | 7.3 | 7.3 | 7.3 | 7.4 | 7.6 | 7.5 | 7.5 | 7.5 |



[] Ranking at each section and finish
 -:-:- No data available at this section
 NA No data available

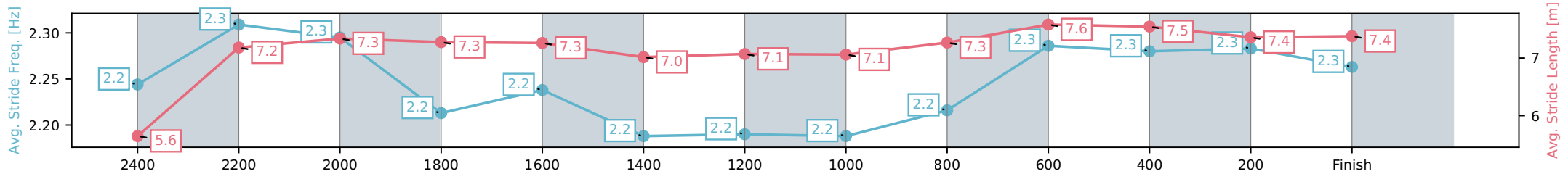
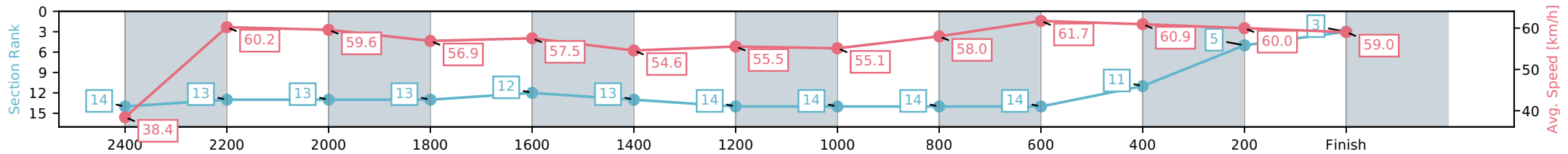
| | |
|--------------------------------|----------------------|
| Horse/Jockey Name | Farwest/Cejay Graham |
| Finish Rank | 3 |
| Fastest Section Time (Section) | 0:11.64 (800-600) |
| Top Speed [km/h] (Section) | 62.1 (800-600) |
| Race State | Finished |



Ipswich QLD --Professional-2026-06-20
 Race 4: CHANNEL SEVEN STAYERS QTIS BENCHMARK 78
 Handicap - 2500m
 20 June 2026 - 1:29PM
 Track Rating: Soft 5, Weather: Fine, Rail Position: +1m Entire Circuit



| Section | L2500 | L2400 | L2200 | L2000 | L1800 | L1600 | L1400 | L1200 | L1000 | L800 | L600 | L400 | L200 |
|------------------------|----------------------|---------------------------|---------------------------|---------------------------|---------------------------|---------------------------|---------------------------|---------------------------|---------------------------|---------------------------|---------------------------|---------------------------|--------------------------|
| Section Times | 2:37.65 (0:09.04) | 2:28.61 [14] (0:11.96) | 2:16.65 [13] (0:12.03) | 2:04.62 [13] (0:12.65) | 1:51.96 [13] (0:12.54) | 1:39.42 [12] (0:13.23) | 1:26.20 [13] (0:13.03) | 1:13.17 [14] (0:13.11) | 1:00.06 [14] (0:12.41) | 0:47.65 [14] (0:11.64) | 0:36.01 [14] (0:11.74) | 0:24.27 [11] (0:11.97) | 0:12.30 [5] (0:12.30) |
| Average Speed [km/h] | 38.4 | 60.2 | 59.6 | 56.9 | 57.5 | 54.6 | 55.5 | 55.1 | 58.0 | 61.7 | 60.9 | 60.0 | 59.0 |
| Top Speed [km/h] | 54.5 | 62.0 | 61.5 | 59.0 | 59.6 | 55.0 | 56.6 | 56.4 | 60.8 | 62.1 | 61.7 | 60.6 | 60.5 |
| Avg. Dist. to Rail [m] | 11.8 | 3.6 | 0.6 | 0.5 | 0.6 | 1.5 | 1.2 | 0.9 | 0.5 | 0.7 | 1.1 | 1.0 | 2.5 |
| Avg. Stride Freq. [Hz] | 2.2 | 2.3 | 2.3 | 2.2 | 2.2 | 2.2 | 2.2 | 2.2 | 2.2 | 2.3 | 2.3 | 2.3 | 2.3 |
| Avg. Stride Length [m] | 5.6 | 7.2 | 7.3 | 7.3 | 7.3 | 7.0 | 7.1 | 7.1 | 7.3 | 7.6 | 7.5 | 7.4 | 7.4 |



[] Ranking at each section and finish
 -:-:- No data available at this section
 NA No data available

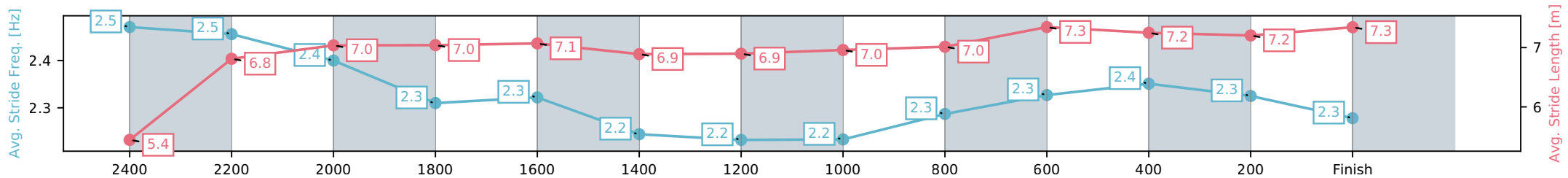
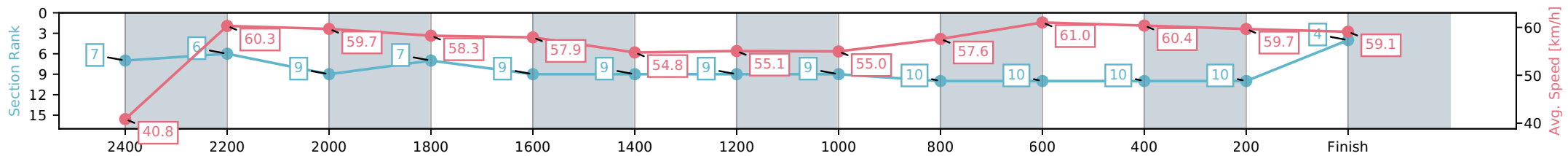
| | |
|--------------------------------|------------------------|
| Horse/Jockey Name | Chillaxing/Daniel Moor |
| Finish Rank | 4 |
| Fastest Section Time (Section) | 0:11.83 (800-600) |
| Top Speed [km/h] (Section) | 61.7 (800-600) |
| Race State | Finished |



Ipswich QLD --Professional-2026-06-20
 Race 4: CHANNEL SEVEN STAYERS QTIS BENCHMARK 78
 Handicap - 2500m
 20 June 2026 - 1:29PM
 Track Rating: Soft 5, Weather: Fine, Rail Position: +1m Entire Circuit



| Section | L2500 | L2400 | L2200 | L2000 | L1800 | L1600 | L1400 | L1200 | L1000 | L800 | L600 | L400 | L200 |
|------------------------|----------------------|--------------------------|--------------------------|--------------------------|--------------------------|--------------------------|--------------------------|--------------------------|--------------------------|---------------------------|---------------------------|---------------------------|---------------------------|
| Section Times | 2:37.70 (0:08.46) | 2:29.24 [7] (0:12.00) | 2:17.24 [6] (0:12.03) | 2:05.21 [9] (0:12.36) | 1:52.85 [7] (0:12.55) | 1:40.30 [9] (0:13.22) | 1:27.08 [9] (0:13.18) | 1:13.90 [9] (0:13.17) | 1:00.73 [9] (0:12.51) | 0:48.22 [10] (0:11.83) | 0:36.39 [10] (0:12.04) | 0:24.35 [10] (0:12.20) | 0:12.16 [10] (0:12.16) |
| Average Speed [km/h] | 40.8 | 60.3 | 59.7 | 58.3 | 57.9 | 54.8 | 55.1 | 55.0 | 57.6 | 61.0 | 60.4 | 59.7 | 59.1 |
| Top Speed [km/h] | 56.0 | 61.5 | 61.2 | 60.5 | 60.6 | 55.4 | 56.9 | 55.8 | 60.0 | 61.7 | 61.4 | 61.1 | 60.4 |
| Avg. Dist. to Rail [m] | 12.9 | 7.2 | 0.4 | 0.8 | 1.4 | 3.1 | 2.0 | 1.3 | 0.8 | 0.6 | 2.5 | 3.4 | 5.4 |
| Avg. Stride Freq. [Hz] | 2.5 | 2.5 | 2.4 | 2.3 | 2.3 | 2.2 | 2.2 | 2.2 | 2.3 | 2.3 | 2.4 | 2.3 | 2.3 |
| Avg. Stride Length [m] | 5.4 | 6.8 | 7.0 | 7.0 | 7.1 | 6.9 | 6.9 | 7.0 | 7.0 | 7.3 | 7.2 | 7.2 | 7.3 |



[] Ranking at each section and finish
 -:-:- No data available at this section
 NA No data available

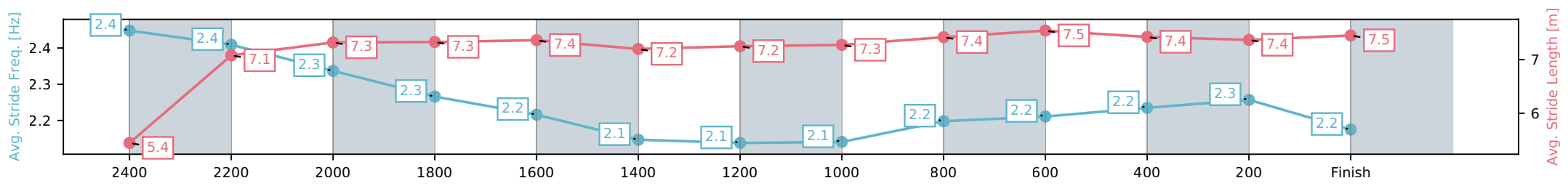
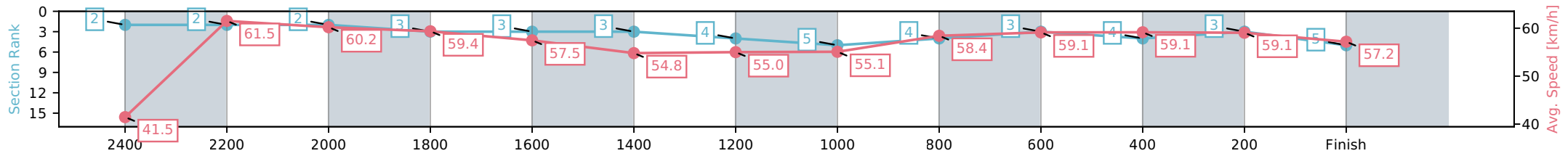
| | |
|--------------------------------|----------------------------|
| Horse/Jockey Name | Weona Redwood/Rob Thorburn |
| Finish Rank | 5 |
| Fastest Section Time (Section) | 0:11.69 (2400-2200) |
| Top Speed [km/h] (Section) | 63.3 (2200-2000) |
| Race State | Finished |



Ipswich QLD --Professional-2026-06-20
 Race 4: CHANNEL SEVEN STAYERS QTIS BENCHMARK 78
 Handicap - 2500m
 20 June 2026 - 1:29PM
 Track Rating: Soft 5, Weather: Fine, Rail Position: +1m Entire Circuit



| Section | L2500 | L2400 | L2200 | L2000 | L1800 | L1600 | L1400 | L1200 | L1000 | L800 | L600 | L400 | L200 |
|------------------------|----------------------|--------------------------|--------------------------|--------------------------|--------------------------|--------------------------|--------------------------|--------------------------|--------------------------|--------------------------|--------------------------|--------------------------|--------------------------|
| Section Times | 2:37.79 (0:08.36) | 2:29.43 [2] (0:11.69) | 2:17.74 [2] (0:11.91) | 2:05.83 [2] (0:12.13) | 1:53.71 [3] (0:12.59) | 1:41.12 [3] (0:13.18) | 1:27.94 [3] (0:13.18) | 1:14.76 [4] (0:13.13) | 1:01.62 [5] (0:12.36) | 0:49.26 [4] (0:12.20) | 0:37.06 [3] (0:12.18) | 0:24.88 [4] (0:12.24) | 0:12.64 [3] (0:12.64) |
| Average Speed [km/h] | 41.5 | 61.5 | 60.2 | 59.4 | 57.5 | 54.8 | 55.0 | 55.1 | 58.4 | 59.1 | 59.1 | 59.1 | 57.2 |
| Top Speed [km/h] | 56.5 | 62.9 | 63.3 | 60.5 | 60.1 | 55.6 | 55.5 | 55.3 | 60.3 | 60.0 | 59.7 | 59.8 | 58.9 |
| Avg. Dist. to Rail [m] | 4.7 | 2.6 | 0.7 | 0.4 | 0.7 | 2.0 | 1.6 | 1.3 | 1.1 | 0.3 | 0.5 | 1.2 | 0.6 |
| Avg. Stride Freq. [Hz] | 2.4 | 2.4 | 2.3 | 2.3 | 2.2 | 2.1 | 2.1 | 2.1 | 2.2 | 2.2 | 2.2 | 2.3 | 2.2 |
| Avg. Stride Length [m] | 5.4 | 7.1 | 7.3 | 7.3 | 7.4 | 7.2 | 7.2 | 7.3 | 7.4 | 7.5 | 7.4 | 7.4 | 7.5 |



[] Ranking at each section and finish
 -:-:- No data available at this section
 NA No data available

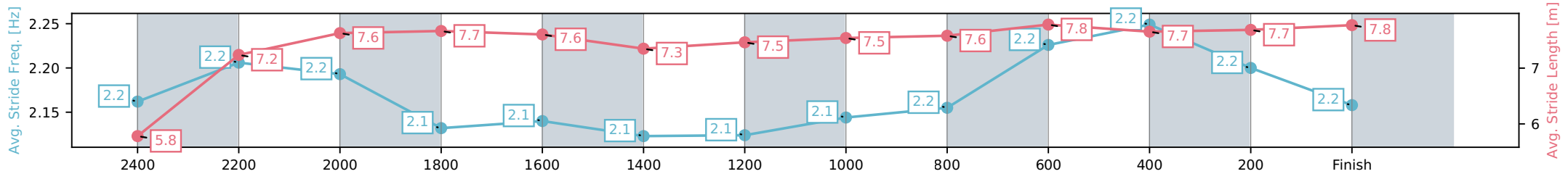
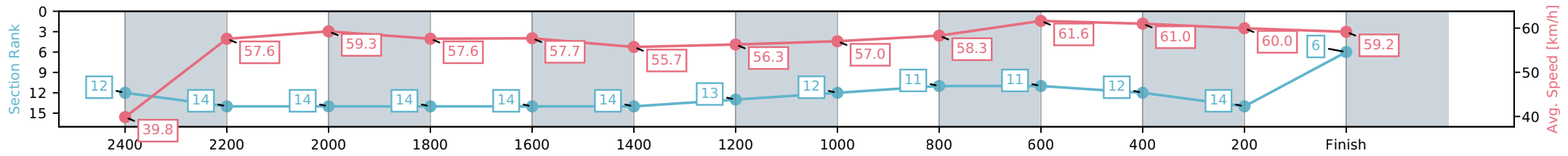
| | |
|--------------------------------|------------------------|
| Horse/Jockey Name | Artful Girl/Emily Lang |
| Finish Rank | 6 |
| Fastest Section Time (Section) | 0:11.79 (800-600) |
| Top Speed [km/h] (Section) | 62.5 (800-600) |
| Race State | Finished |



Ipswich QLD --Professional-2026-06-20
 Race 4: CHANNEL SEVEN STAYERS QTIS BENCHMARK 78
 Handicap - 2500m
 20 June 2026 - 1:29PM
 Track Rating: Soft 5, Weather: Fine, Rail Position: +1m Entire Circuit



| Section | L2500 | L2400 | L2200 | L2000 | L1800 | L1600 | L1400 | L1200 | L1000 | L800 | L600 | L400 | L200 |
|------------------------|----------------------|---------------------------|---------------------------|---------------------------|---------------------------|---------------------------|---------------------------|---------------------------|---------------------------|---------------------------|---------------------------|---------------------------|---------------------------|
| Section Times | 2:37.96 (0:08.67) | 2:29.29 [12] (0:12.56) | 2:16.72 [14] (0:12.16) | 2:04.56 [14] (0:12.51) | 1:52.05 [14] (0:12.61) | 1:39.44 [14] (0:13.01) | 1:26.43 [14] (0:12.94) | 1:13.49 [13] (0:12.80) | 1:00.69 [12] (0:12.42) | 0:48.26 [11] (0:11.79) | 0:36.47 [11] (0:12.04) | 0:24.43 [12] (0:12.26) | 0:12.17 [14] (0:12.17) |
| Average Speed [km/h] | 39.8 | 57.6 | 59.3 | 57.6 | 57.7 | 55.7 | 56.3 | 57.0 | 58.3 | 61.6 | 61.0 | 60.0 | 59.2 |
| Top Speed [km/h] | 52.9 | 60.1 | 59.6 | 59.7 | 60.1 | 56.5 | 57.7 | 58.8 | 61.1 | 62.5 | 61.8 | 60.6 | 59.8 |
| Avg. Dist. to Rail [m] | 15.0 | 7.1 | 0.5 | 1.5 | 1.7 | 3.4 | 3.2 | 2.8 | 2.4 | 2.4 | 4.9 | 5.7 | 7.1 |
| Avg. Stride Freq. [Hz] | 2.2 | 2.2 | 2.2 | 2.1 | 2.1 | 2.1 | 2.1 | 2.1 | 2.2 | 2.2 | 2.2 | 2.2 | 2.2 |
| Avg. Stride Length [m] | 5.8 | 7.2 | 7.6 | 7.7 | 7.6 | 7.3 | 7.5 | 7.5 | 7.6 | 7.8 | 7.7 | 7.7 | 7.8 |



[] Ranking at each section and finish
 -.-.- No data available at this section
 NA No data available

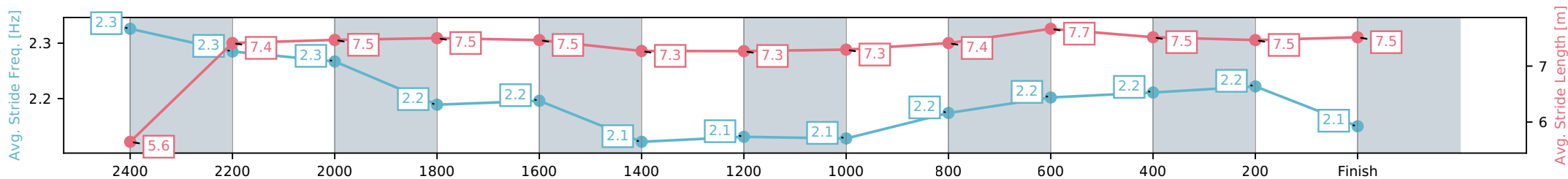
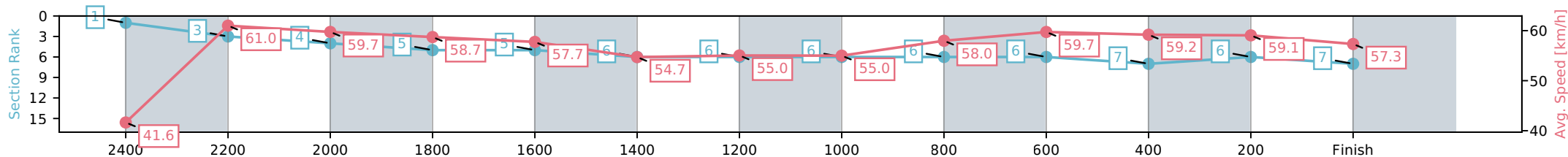
| | |
|--------------------------------|-------------------------|
| Horse/Jockey Name | Demarcay/Fiona Sandkuhl |
| Finish Rank | 7 |
| Fastest Section Time (Section) | 0:11.82 (2400-2200) |
| Top Speed [km/h] (Section) | 62.1 (2400-2200) |
| Race State | Finished |



Ipswich QLD --Professional-2026-06-20
 Race 4: CHANNEL SEVEN STAYERS QTIS BENCHMARK 78
 Handicap - 2500m
 20 June 2026 - 1:29PM
 Track Rating: Soft 5, Weather: Fine, Rail Position: +1m Entire Circuit



| Section | L2500 | L2400 | L2200 | L2000 | L1800 | L1600 | L1400 | L1200 | L1000 | L800 | L600 | L400 | L200 |
|------------------------|----------------------|--------------------------|--------------------------|--------------------------|--------------------------|--------------------------|--------------------------|--------------------------|--------------------------|--------------------------|--------------------------|--------------------------|--------------------------|
| Section Times | 2:37.97 (0:08.32) | 2:29.65 [1] (0:11.82) | 2:17.82 [3] (0:12.02) | 2:05.80 [4] (0:12.27) | 1:53.53 [5] (0:12.49) | 1:41.04 [5] (0:13.21) | 1:27.83 [6] (0:13.16) | 1:14.67 [6] (0:13.18) | 1:01.49 [6] (0:12.44) | 0:49.05 [6] (0:12.05) | 0:37.00 [6] (0:12.17) | 0:24.83 [7] (0:12.22) | 0:12.61 [6] (0:12.61) |
| Average Speed [km/h] | 41.6 | 61.0 | 59.7 | 58.7 | 57.7 | 54.7 | 55.0 | 55.0 | 58.0 | 59.7 | 59.2 | 59.1 | 57.3 |
| Top Speed [km/h] | 56.6 | 62.1 | 61.9 | 60.1 | 60.2 | 55.1 | 55.8 | 55.3 | 60.2 | 60.7 | 59.9 | 59.7 | 58.5 |
| Avg. Dist. to Rail [m] | 9.4 | 4.3 | 0.3 | 0.2 | 0.5 | 1.9 | 1.7 | 1.4 | 1.0 | 0.2 | 0.3 | 1.4 | 3.7 |
| Avg. Stride Freq. [Hz] | 2.3 | 2.3 | 2.3 | 2.2 | 2.2 | 2.1 | 2.1 | 2.1 | 2.2 | 2.2 | 2.2 | 2.2 | 2.1 |
| Avg. Stride Length [m] | 5.6 | 7.4 | 7.5 | 7.5 | 7.5 | 7.3 | 7.3 | 7.3 | 7.4 | 7.7 | 7.5 | 7.5 | 7.5 |



- [] Ranking at each section and finish
- :-:- No data available at this section
- NA No data available

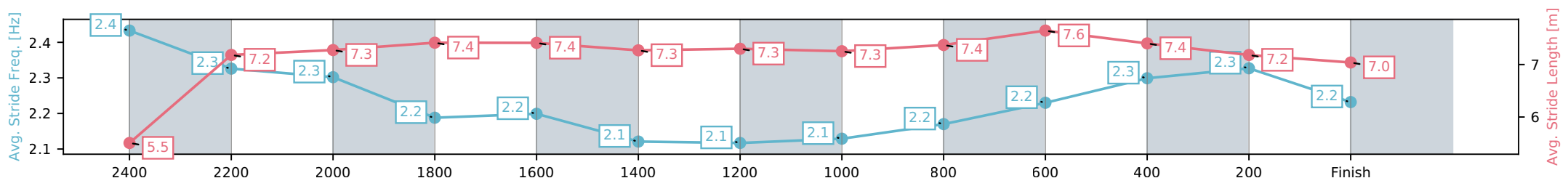
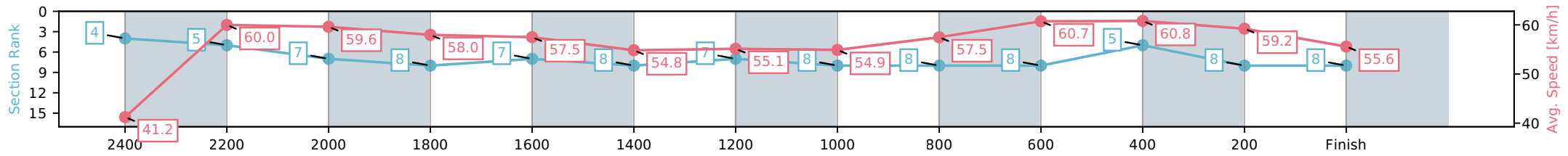
| | |
|--------------------------------|------------------------|
| Horse/Jockey Name | The Irish/Michael Rodd |
| Finish Rank | 8 |
| Fastest Section Time (Section) | 0:11.90 (800-600) |
| Top Speed [km/h] (Section) | 62.1 (800-600) |
| Race State | Finished |



Ipswich QLD --Professional-2026-06-20
 Race 4: CHANNEL SEVEN STAYERS QTIS BENCHMARK 78
 Handicap - 2500m
 20 June 2026 - 1:29PM
 Track Rating: Soft 5, Weather: Fine, Rail Position: +1m Entire Circuit



| Section | L2500 | L2400 | L2200 | L2000 | L1800 | L1600 | L1400 | L1200 | L1000 | L800 | L600 | L400 | L200 |
|------------------------|----------------------|--------------------------|--------------------------|--------------------------|--------------------------|--------------------------|--------------------------|--------------------------|--------------------------|--------------------------|--------------------------|--------------------------|--------------------------|
| Section Times | 2:38.01 (0:08.42) | 2:29.59 [4] (0:12.01) | 2:17.58 [5] (0:12.01) | 2:05.57 [7] (0:12.42) | 1:53.15 [8] (0:12.44) | 1:40.71 [7] (0:13.12) | 1:27.60 [8] (0:13.10) | 1:14.50 [7] (0:13.18) | 1:01.32 [8] (0:12.56) | 0:48.76 [8] (0:11.90) | 0:36.86 [8] (0:11.95) | 0:24.91 [5] (0:12.30) | 0:12.60 [8] (0:12.60) |
| Average Speed [km/h] | 41.2 | 60.0 | 59.6 | 58.0 | 57.5 | 54.8 | 55.1 | 54.9 | 57.5 | 60.7 | 60.8 | 59.2 | 55.6 |
| Top Speed [km/h] | 57.5 | 60.5 | 60.9 | 59.9 | 60.1 | 55.2 | 56.0 | 55.6 | 60.0 | 62.1 | 61.9 | 60.7 | 57.4 |
| Avg. Dist. to Rail [m] | 8.1 | 3.5 | 0.8 | 0.1 | 0.8 | 0.3 | 0.7 | 1.1 | 1.4 | 0.9 | 2.2 | 4.2 | 7.0 |
| Avg. Stride Freq. [Hz] | 2.4 | 2.3 | 2.3 | 2.2 | 2.2 | 2.1 | 2.1 | 2.1 | 2.2 | 2.2 | 2.3 | 2.3 | 2.2 |
| Avg. Stride Length [m] | 5.5 | 7.2 | 7.3 | 7.4 | 7.4 | 7.3 | 7.3 | 7.3 | 7.4 | 7.6 | 7.4 | 7.2 | 7.0 |



[] Ranking at each section and finish
 -:-:- No data available at this section
 NA No data available

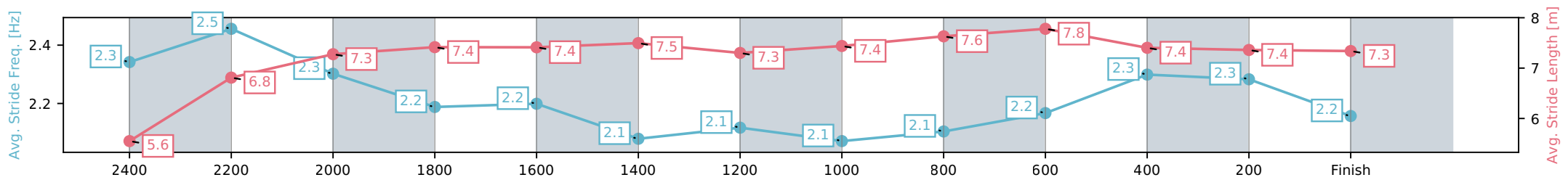
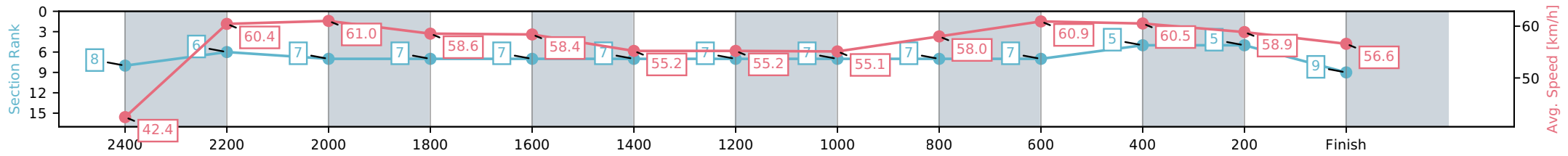
| | |
|--------------------------------|---------------------------|
| Horse/Jockey Name | Don Stefano/Anthony Allen |
| Finish Rank | 9 |
| Fastest Section Time (Section) | 0:08.48 (2500 - 2400) |
| Top Speed [km/h] (Section) | 61.9 (600-400) |
| Race State | Finished |



Ipswich QLD --Professional-2026-06-20
 Race 4: CHANNEL SEVEN STAYERS QTIS BENCHMARK 78
 Handicap - 2500m
 20 June 2026 - 1:29PM
 Track Rating: Soft 5, Weather: Fine, Rail Position: +1m Entire Circuit



| Section | L2500 | L2400 | L2200 | L2000 | L1800 | L1600 | L1400 | L1200 | L1000 | L800 | L600 | L400 | L200 |
|------------------------|----------------------|--------------------------|--------------------------|--------------------------|--------------------------|--------------------------|--------------------------|--------------------------|--------------------------|--------------------------|--------------------------|--------------------------|--------------------------|
| Section Times | 2:38.04 (0:08.48) | 2:29.56 [8] (0:11.97) | 2:17.59 [6] (0:11.91) | 2:05.68 [7] (0:12.33) | 1:53.35 [7] (0:12.43) | 1:40.92 [7] (0:13.13) | 1:27.79 [7] (0:13.09) | 1:14.70 [7] (0:13.14) | 1:01.56 [7] (0:12.50) | 0:49.06 [7] (0:12.01) | 0:37.05 [7] (0:12.01) | 0:25.04 [5] (0:12.31) | 0:12.73 [5] (0:12.73) |
| Average Speed [km/h] | 42.4 | 60.4 | 61.0 | 58.6 | 58.4 | 55.2 | 55.2 | 55.1 | 58.0 | 60.9 | 60.5 | 58.9 | 56.6 |
| Top Speed [km/h] | 54.2 | 61.5 | 61.0 | 59.9 | 60.1 | 56.3 | 56.0 | 55.9 | 59.5 | 60.9 | 61.9 | 60.6 | 57.4 |
| Avg. Dist. to Rail [m] | 12.3 | 7.7 | 2.3 | 2.6 | 2.3 | 2.5 | 0.2 | 3.4 | 2.9 | 2.8 | 3.2 | 0.2 | 2.0 |
| Avg. Stride Freq. [Hz] | 2.3 | 2.5 | 2.3 | 2.2 | 2.2 | 2.1 | 2.1 | 2.1 | 2.1 | 2.2 | 2.3 | 2.3 | 2.2 |
| Avg. Stride Length [m] | 5.6 | 6.8 | 7.3 | 7.4 | 7.4 | 7.5 | 7.3 | 7.4 | 7.6 | 7.8 | 7.4 | 7.4 | 7.3 |



[] Ranking at each section and finish
 -:-:- No data available at this section
 NA No data available

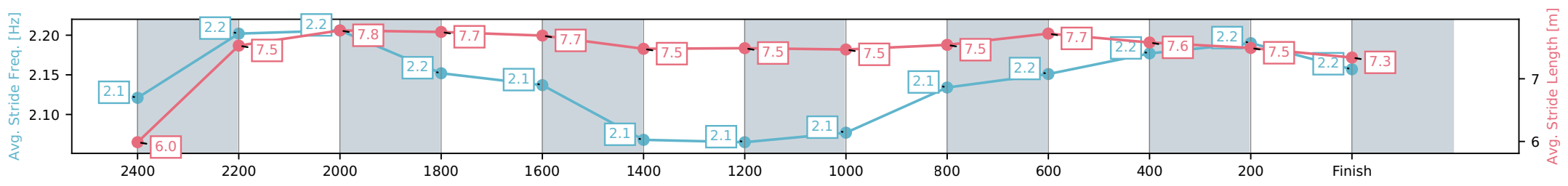
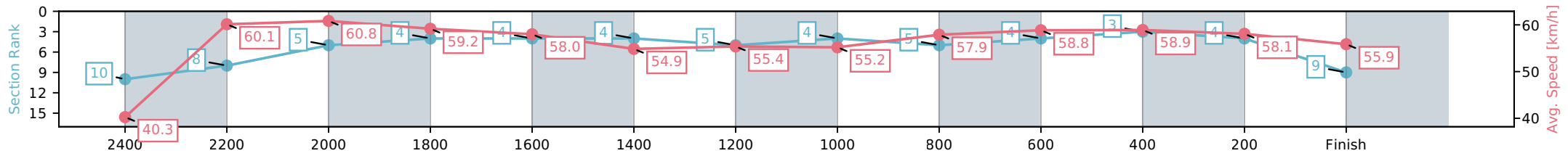
| | |
|--------------------------------|------------------------------|
| Horse/Jockey Name | Bright The Sun/Nozi Tomizawa |
| Finish Rank | 10 |
| Fastest Section Time (Section) | 0:11.75 (2200-2000) |
| Top Speed [km/h] (Section) | 61.9 (2200-2000) |
| Race State | Finished |



Ipswich QLD --Professional-2026-06-20
 Race 4: CHANNEL SEVEN STAYERS QTIS BENCHMARK 78
 Handicap - 2500m
 20 June 2026 - 1:29PM
 Track Rating: Soft 5, Weather: Fine, Rail Position: +1m Entire Circuit



| Section | L2500 | L2400 | L2200 | L2000 | L1800 | L1600 | L1400 | L1200 | L1000 | L800 | L600 | L400 | L200 |
|------------------------|----------------------|---------------------------|--------------------------|--------------------------|--------------------------|--------------------------|--------------------------|--------------------------|--------------------------|--------------------------|--------------------------|--------------------------|--------------------------|
| Section Times | 2:38.09 (0:08.57) | 2:29.52 [10] (0:11.94) | 2:17.58 [8] (0:11.75) | 2:05.84 [5] (0:12.17) | 1:53.66 [4] (0:12.42) | 1:41.25 [4] (0:13.16) | 1:28.09 [4] (0:13.05) | 1:15.04 [5] (0:13.08) | 1:01.95 [4] (0:12.40) | 0:49.54 [5] (0:12.19) | 0:37.36 [4] (0:12.11) | 0:25.24 [3] (0:12.32) | 0:12.92 [4] (0:12.92) |
| Average Speed [km/h] | 40.3 | 60.1 | 60.8 | 59.2 | 58.0 | 54.9 | 55.4 | 55.2 | 57.9 | 58.8 | 58.9 | 58.1 | 55.9 |
| Top Speed [km/h] | 54.2 | 61.4 | 61.9 | 59.6 | 59.8 | 55.3 | 55.9 | 55.7 | 60.1 | 60.2 | 59.4 | 59.1 | 57.4 |
| Avg. Dist. to Rail [m] | 3.8 | 2.1 | 1.3 | 0.7 | 0.5 | 1.3 | 1.2 | 0.6 | 0.3 | 1.5 | 1.9 | 1.2 | 0.5 |
| Avg. Stride Freq. [Hz] | 2.1 | 2.2 | 2.2 | 2.2 | 2.1 | 2.1 | 2.1 | 2.1 | 2.1 | 2.2 | 2.2 | 2.2 | 2.2 |
| Avg. Stride Length [m] | 6.0 | 7.5 | 7.8 | 7.7 | 7.7 | 7.5 | 7.5 | 7.5 | 7.5 | 7.7 | 7.6 | 7.5 | 7.3 |



[] Ranking at each section and finish
 -.-.- No data available at this section
 NA No data available

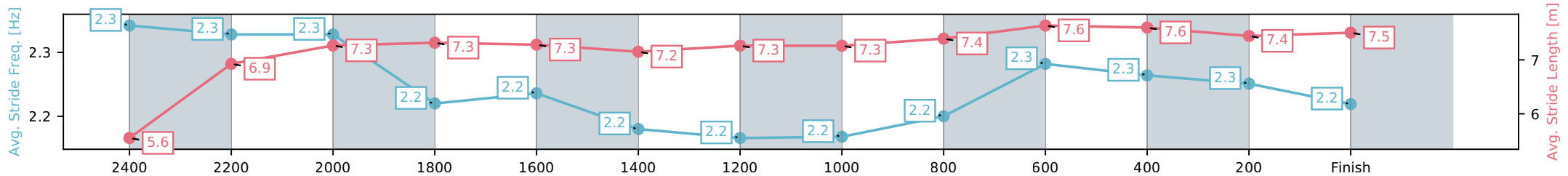
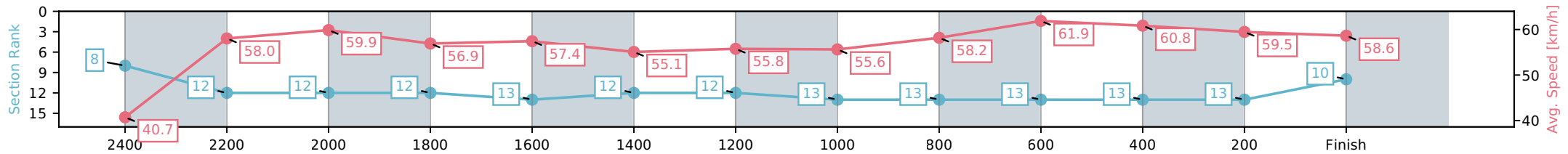
| | |
|--------------------------------|-------------------------|
| Horse/Jockey Name | Whatjeudoin/Ron Stewart |
| Finish Rank | 11 |
| Fastest Section Time (Section) | 0:11.70 (800-600) |
| Top Speed [km/h] (Section) | 62.1 (800-600) |
| Race State | Finished |



Ipswich QLD --Professional-2026-06-20
 Race 4: CHANNEL SEVEN STAYERS QTIS BENCHMARK 78
 Handicap - 2500m
 20 June 2026 - 1:29PM
 Track Rating: Soft 5, Weather: Fine, Rail Position: +1m Entire Circuit



| Section | L2500 | L2400 | L2200 | L2000 | L1800 | L1600 | L1400 | L1200 | L1000 | L800 | L600 | L400 | L200 |
|------------------------|----------------------|--------------------------|---------------------------|---------------------------|---------------------------|---------------------------|---------------------------|---------------------------|---------------------------|---------------------------|---------------------------|---------------------------|---------------------------|
| Section Times | 2:38.11 (0:08.50) | 2:29.60 [8] (0:12.44) | 2:17.16 [12] (0:12.02) | 2:05.14 [12] (0:12.65) | 1:52.49 [12] (0:12.66) | 1:39.83 [13] (0:13.13) | 1:26.70 [12] (0:13.04) | 1:13.67 [12] (0:13.06) | 1:00.61 [13] (0:12.41) | 0:48.19 [13] (0:11.70) | 0:36.49 [13] (0:11.95) | 0:24.54 [13] (0:12.19) | 0:12.35 [13] (0:12.35) |
| Average Speed [km/h] | 40.7 | 58.0 | 59.9 | 56.9 | 57.4 | 55.1 | 55.8 | 55.6 | 58.2 | 61.9 | 60.8 | 59.5 | 58.6 |
| Top Speed [km/h] | 54.2 | 60.5 | 61.4 | 59.2 | 59.4 | 56.0 | 57.5 | 57.5 | 61.2 | 62.1 | 62.0 | 60.2 | 60.1 |
| Avg. Dist. to Rail [m] | 11.8 | 5.9 | 0.7 | 1.2 | 1.4 | 2.6 | 2.2 | 1.9 | 1.8 | 1.3 | 2.6 | 2.8 | 5.8 |
| Avg. Stride Freq. [Hz] | 2.3 | 2.3 | 2.3 | 2.2 | 2.2 | 2.2 | 2.2 | 2.2 | 2.2 | 2.3 | 2.3 | 2.3 | 2.2 |
| Avg. Stride Length [m] | 5.6 | 6.9 | 7.3 | 7.3 | 7.3 | 7.2 | 7.3 | 7.3 | 7.4 | 7.6 | 7.6 | 7.4 | 7.5 |



[] Ranking at each section and finish
 -:-:- No data available at this section
 NA No data available

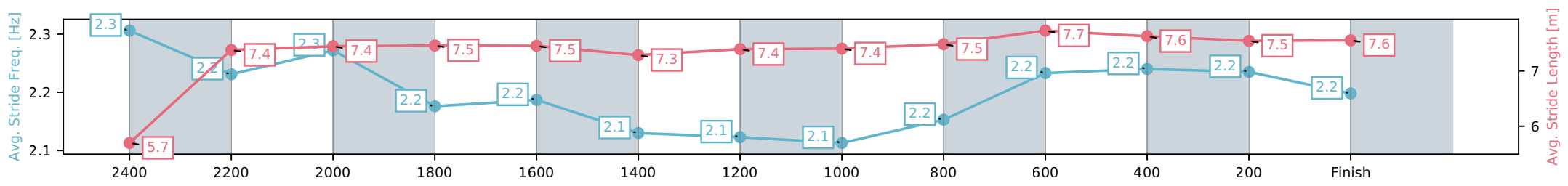
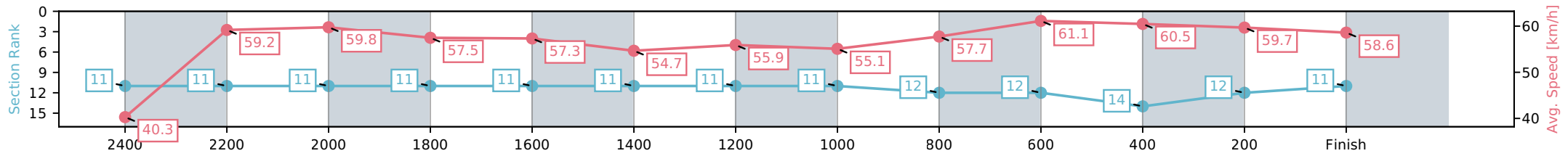
| | |
|--------------------------------|-----------------------------|
| Horse/Jockey Name | Trump Card/Corey Sutherland |
| Finish Rank | 12 |
| Fastest Section Time (Section) | 0:11.81 (800-600) |
| Top Speed [km/h] (Section) | 61.8 (800-600) |
| Race State | Finished |



Ipswich QLD --Professional-2026-06-20
 Race 4: CHANNEL SEVEN STAYERS QTIS BENCHMARK 78
 Handicap - 2500m
 20 June 2026 - 1:29PM
 Track Rating: Soft 5, Weather: Fine, Rail Position: +1m Entire Circuit



| Section | L2500 | L2400 | L2200 | L2000 | L1800 | L1600 | L1400 | L1200 | L1000 | L800 | L600 | L400 | L200 |
|------------------------|----------------------|---------------------------|---------------------------|---------------------------|---------------------------|---------------------------|---------------------------|---------------------------|---------------------------|---------------------------|---------------------------|---------------------------|---------------------------|
| Section Times | 2:38.13 (0:08.60) | 2:29.53 [11] (0:12.18) | 2:17.35 [11] (0:11.96) | 2:05.39 [11] (0:12.52) | 1:52.86 [11] (0:12.61) | 1:40.25 [11] (0:13.22) | 1:27.03 [11] (0:12.99) | 1:14.04 [11] (0:13.16) | 1:00.88 [11] (0:12.48) | 0:48.40 [12] (0:11.81) | 0:36.59 [12] (0:12.03) | 0:24.56 [14] (0:12.17) | 0:12.39 [12] (0:12.39) |
| Average Speed [km/h] | 40.3 | 59.2 | 59.8 | 57.5 | 57.3 | 54.7 | 55.9 | 55.1 | 57.7 | 61.1 | 60.5 | 59.7 | 58.6 |
| Top Speed [km/h] | 55.3 | 61.5 | 61.0 | 59.3 | 60.6 | 55.9 | 57.3 | 56.7 | 60.6 | 61.8 | 61.0 | 61.0 | 60.1 |
| Avg. Dist. to Rail [m] | 6.5 | 3.4 | 1.0 | 0.3 | 0.6 | 1.9 | 2.1 | 1.6 | 0.9 | 0.4 | 2.6 | 2.2 | 4.7 |
| Avg. Stride Freq. [Hz] | 2.3 | 2.2 | 2.3 | 2.2 | 2.2 | 2.1 | 2.1 | 2.1 | 2.2 | 2.2 | 2.2 | 2.2 | 2.2 |
| Avg. Stride Length [m] | 5.7 | 7.4 | 7.4 | 7.5 | 7.5 | 7.3 | 7.4 | 7.4 | 7.5 | 7.7 | 7.6 | 7.5 | 7.6 |



[] Ranking at each section and finish
 -:-:- No data available at this section
 NA No data available

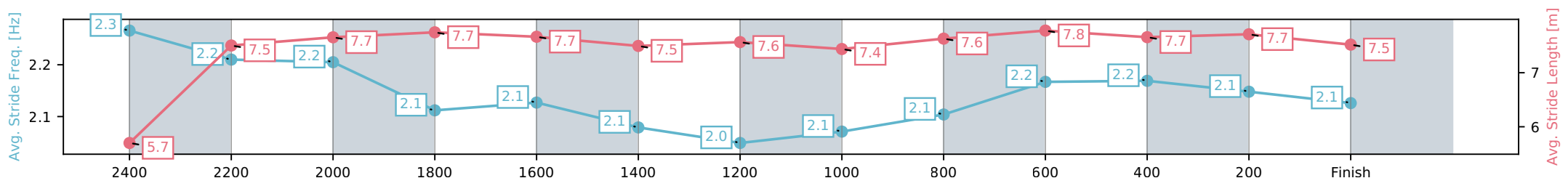
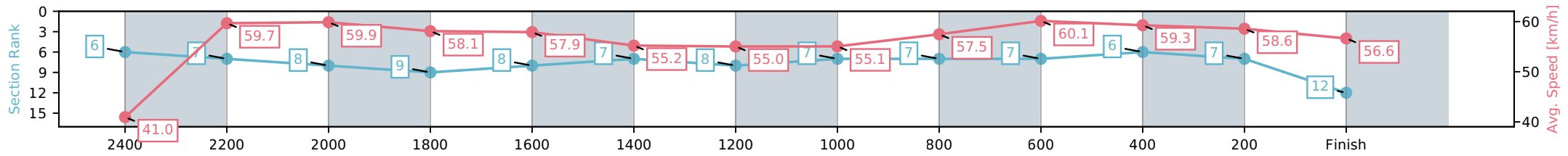
| | |
|--------------------------------|-----------------------|
| Horse/Jockey Name | Malecon/Chelsea Baker |
| Finish Rank | 13 |
| Fastest Section Time (Section) | 0:11.90 (800-600) |
| Top Speed [km/h] (Section) | 61.4 (2400-2200) |
| Race State | Finished |



Ipswich QLD --Professional-2026-06-20
 Race 4: CHANNEL SEVEN STAYERS QTIS BENCHMARK 78
 Handicap - 2500m
 20 June 2026 - 1:29PM
 Track Rating: Soft 5, Weather: Fine, Rail Position: +1m Entire Circuit



| Section | L2500 | L2400 | L2200 | L2000 | L1800 | L1600 | L1400 | L1200 | L1000 | L800 | L600 | L400 | L200 |
|------------------------|----------------------|--------------------------|--------------------------|--------------------------|--------------------------|--------------------------|--------------------------|--------------------------|--------------------------|--------------------------|--------------------------|--------------------------|--------------------------|
| Section Times | 2:38.14 (0:08.44) | 2:29.70 [6] (0:12.05) | 2:17.66 [7] (0:11.99) | 2:05.67 [8] (0:12.40) | 1:53.27 [9] (0:12.45) | 1:40.82 [8] (0:13.07) | 1:27.75 [7] (0:13.13) | 1:14.62 [8] (0:13.10) | 1:01.52 [7] (0:12.52) | 0:49.00 [7] (0:11.90) | 0:37.09 [7] (0:12.09) | 0:25.00 [6] (0:12.24) | 0:12.76 [7] (0:12.76) |
| Average Speed [km/h] | 41.0 | 59.7 | 59.9 | 58.1 | 57.9 | 55.2 | 55.0 | 55.1 | 57.5 | 60.1 | 59.3 | 58.6 | 56.6 |
| Top Speed [km/h] | 57.0 | 61.4 | 60.9 | 58.8 | 59.3 | 56.3 | 56.0 | 55.9 | 59.5 | 60.9 | 59.8 | 59.3 | 58.2 |
| Avg. Dist. to Rail [m] | 5.5 | 3.2 | 0.5 | 0.5 | 0.6 | 1.3 | 1.2 | 0.4 | 0.4 | 1.3 | 1.1 | 0.8 | 0.9 |
| Avg. Stride Freq. [Hz] | 2.3 | 2.2 | 2.2 | 2.1 | 2.1 | 2.1 | 2.0 | 2.1 | 2.1 | 2.2 | 2.2 | 2.1 | 2.1 |
| Avg. Stride Length [m] | 5.7 | 7.5 | 7.7 | 7.7 | 7.7 | 7.5 | 7.6 | 7.4 | 7.6 | 7.8 | 7.7 | 7.7 | 7.5 |



[] Ranking at each section and finish
 -:-:- No data available at this section
 NA No data available

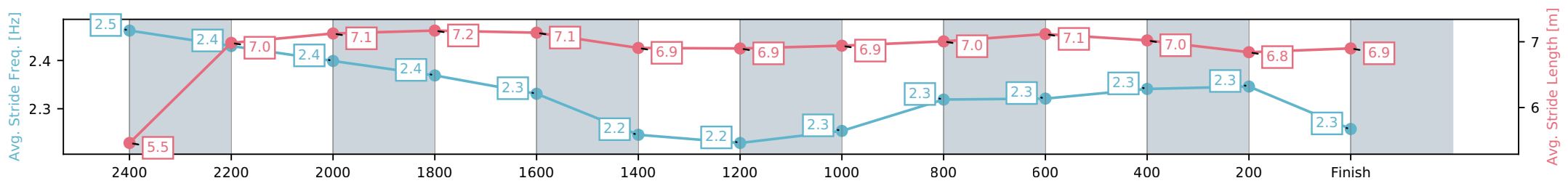
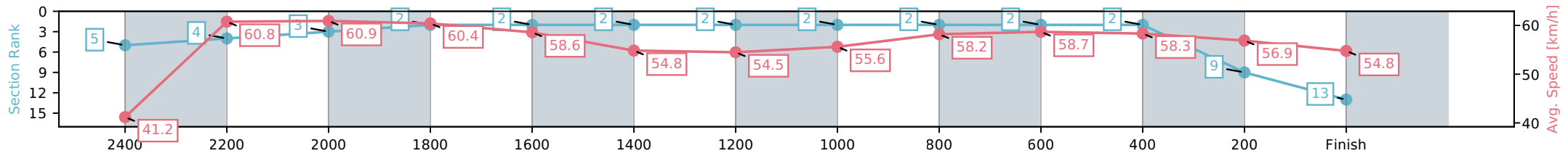
| | |
|--------------------------------|-----------------------------|
| Horse/Jockey Name | Rattle And Hum/Robbie Dolan |
| Finish Rank | 14 |
| Fastest Section Time (Section) | 0:11.82 (2200-2000) |
| Top Speed [km/h] (Section) | 62.0 (1800-1600) |
| Race State | Finished |



Ipswich QLD --Professional-2026-06-20
 Race 4: CHANNEL SEVEN STAYERS QTIS BENCHMARK 78
 Handicap - 2500m
 20 June 2026 - 1:29PM
 Track Rating: Soft 5, Weather: Fine, Rail Position: +1m Entire Circuit



| Section | L2500 | L2400 | L2200 | L2000 | L1800 | L1600 | L1400 | L1200 | L1000 | L800 | L600 | L400 | L200 |
|------------------------|----------------------|--------------------------|--------------------------|--------------------------|--------------------------|--------------------------|--------------------------|--------------------------|--------------------------|--------------------------|--------------------------|--------------------------|--------------------------|
| Section Times | 2:38.69 (0:08.43) | 2:30.26 [5] (0:11.89) | 2:18.37 [4] (0:11.82) | 2:06.55 [3] (0:11.92) | 1:54.63 [2] (0:12.35) | 1:42.28 [2] (0:13.15) | 1:29.13 [2] (0:13.29) | 1:15.84 [2] (0:13.00) | 1:02.83 [2] (0:12.38) | 0:50.45 [2] (0:12.25) | 0:38.20 [2] (0:12.31) | 0:25.89 [2] (0:12.67) | 0:13.22 [9] (0:13.22) |
| Average Speed [km/h] | 41.2 | 60.8 | 60.9 | 60.4 | 58.6 | 54.8 | 54.5 | 55.6 | 58.2 | 58.7 | 58.3 | 56.9 | 54.8 |
| Top Speed [km/h] | 57.8 | 62.0 | 61.7 | 61.5 | 62.0 | 55.5 | 55.2 | 56.1 | 59.5 | 59.1 | 59.1 | 57.9 | 57.3 |
| Avg. Dist. to Rail [m] | 10.1 | 5.4 | 0.6 | 1.6 | 0.9 | 1.6 | 1.3 | 0.9 | 0.7 | 0.4 | 0.6 | 1.0 | 1.0 |
| Avg. Stride Freq. [Hz] | 2.5 | 2.4 | 2.4 | 2.4 | 2.3 | 2.2 | 2.2 | 2.3 | 2.3 | 2.3 | 2.3 | 2.3 | 2.3 |
| Avg. Stride Length [m] | 5.5 | 7.0 | 7.1 | 7.2 | 7.1 | 6.9 | 6.9 | 6.9 | 7.0 | 7.1 | 7.0 | 6.8 | 6.9 |



[] Ranking at each section and finish
 -:-:- No data available at this section
 NA No data available

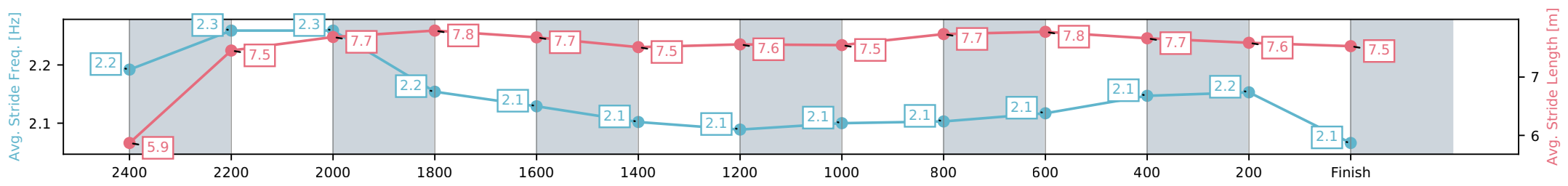
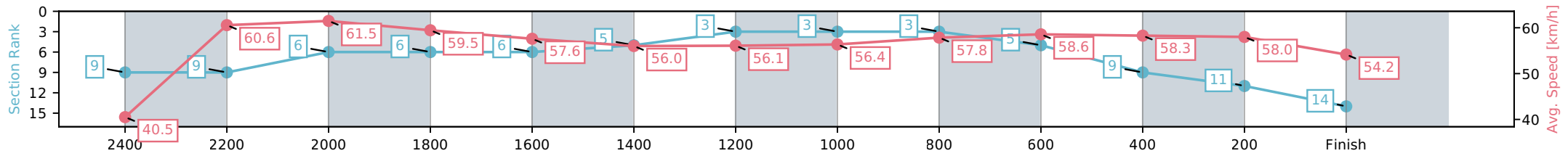
| | |
|--------------------------------|--------------------------|
| Horse/Jockey Name | Kalkanli/Taylor Marshall |
| Finish Rank | 15 |
| Fastest Section Time (Section) | 0:11.82 (2200-2000) |
| Top Speed [km/h] (Section) | 62.2 (2200-2000) |
| Race State | Finished |



Ipswich QLD --Professional-2026-06-20
 Race 4: CHANNEL SEVEN STAYERS QTIS BENCHMARK 78
 Handicap - 2500m
 20 June 2026 - 1:29PM
 Track Rating: Soft 5, Weather: Fine, Rail Position: +1m Entire Circuit



| Section | L2500 | L2400 | L2200 | L2000 | L1800 | L1600 | L1400 | L1200 | L1000 | L800 | L600 | L400 | L200 |
|------------------------|----------------------|--------------------------|--------------------------|--------------------------|--------------------------|--------------------------|--------------------------|--------------------------|--------------------------|--------------------------|--------------------------|--------------------------|---------------------------|
| Section Times | 2:39.06 (0:08.53) | 2:30.53 [9] (0:12.00) | 2:18.53 [9] (0:11.82) | 2:06.71 [6] (0:12.10) | 1:54.61 [6] (0:12.65) | 1:41.95 [6] (0:12.94) | 1:29.02 [5] (0:12.99) | 1:16.03 [3] (0:12.92) | 1:03.11 [3] (0:12.51) | 0:50.60 [3] (0:12.34) | 0:38.26 [5] (0:12.39) | 0:25.87 [9] (0:12.50) | 0:13.36 [11] (0:13.36) |
| Average Speed [km/h] | 40.5 | 60.6 | 61.5 | 59.5 | 57.6 | 56.0 | 56.1 | 56.4 | 57.8 | 58.6 | 58.3 | 58.0 | 54.2 |
| Top Speed [km/h] | 56.4 | 62.0 | 62.2 | 60.2 | 59.9 | 56.7 | 56.4 | 56.8 | 58.3 | 59.0 | 58.5 | 58.4 | 57.8 |
| Avg. Dist. to Rail [m] | 16.2 | 9.5 | 1.7 | 1.7 | 1.6 | 3.7 | 3.1 | 2.6 | 1.9 | 1.0 | 1.1 | 2.5 | 5.1 |
| Avg. Stride Freq. [Hz] | 2.2 | 2.3 | 2.3 | 2.2 | 2.1 | 2.1 | 2.1 | 2.1 | 2.1 | 2.1 | 2.1 | 2.2 | 2.1 |
| Avg. Stride Length [m] | 5.9 | 7.5 | 7.7 | 7.8 | 7.7 | 7.5 | 7.6 | 7.5 | 7.7 | 7.8 | 7.7 | 7.6 | 7.5 |



[] Ranking at each section and finish
 -:-:- No data available at this section
 NA No data available



Ipswich QLD
 Race 5: POCO VINO BENCHMARK 78 Handicap - 1200m
 20 June 2026 - 2:04PM



Track Rating: Soft 5, Weather: Fine, Rail Position: +1m Entire Circuit

Field Times
 (Race Tempo) 1:10.35 0:57.23 0:46.29 0:34.80 0:23.47 0:11.90
 (0:13.12) (0:10.94) (0:11.49) (0:11.33) (0:11.56) (0:11.90)

| Rank | TAB# | Horse | Overall Time | First 400m | Top Speed km/h (Section) | L1200 | L1000 | L800 | L600 | L400 | L200 | | |
|------|--------|---------------|---------------|------------|--------------------------|--------------|--------------|--------------|--------------|--------------|--------------|--|--|
| | (BAR#) | Jockey | Margin (DT-W) | Last 600m | Fastest Section (Time) | Start - 1000 | 1000 - 800 | 800 - 600 | 600 - 400 | 400 - 200 | 200 - Finish | | |
| 11 | 15 | Zambezi Khan | 1:11.73 | 0:25.12 | 66.3 (1000-800) | 1:11.73 | 0:57.81 [10] | 0:46.61 [10] | 0:35.17 [10] | 0:23.84 [10] | 0:12.16 [11] | | |
| | (8) | Nozi Tomizawa | 8.1L (+1) | 0:35.17 | 1000-800 (0:11.20) | (0:13.92) | (0:11.20) | (0:11.44) | (0:11.33) | (0:11.68) | (0:12.16) | | |

Scratched: Manolo Bling (#1), Scud (#2), Beaux Rumble (#3), Ralphie (#9), Zoufani (#10), Joy A Plenty (#12), Luton Hoo (#14), Belthil (#17), Kadall (#19), Electric Arrow (#21), Horrible Hank (#22)

Report Created: Sat 20 June 2026

(Note: Races are conducted over an approximate distance as close as possible to the advertised distance, and recorded data may vary accordingly. Official times refer to race times only and do not include handicap times.)

[] Position in running at each section and finish TAB# Saddle cloth number

-:-:- No data available at this section

NA No data available

DNT Did not track

BAR# Barrier/Gate Position

DNF Did not finish

DT-W Distance travelled compared to winner in metres

Fastest split

Fastest section

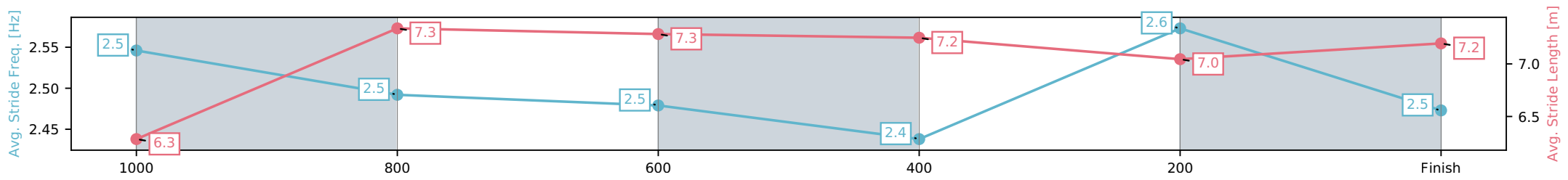
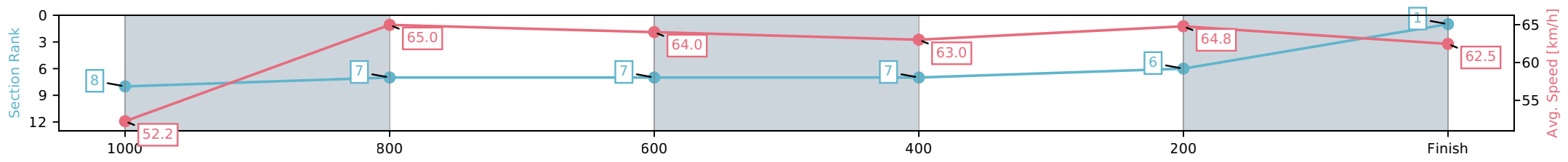
| | |
|--------------------------------|--------------------------------|
| Horse/Jockey Name | Balance The Books/Ben Thompson |
| Finish Rank | 1 |
| Fastest Section Time (Section) | 0:11.09 (1000-800) |
| Top Speed [km/h] (Section) | 67.2 (1000-800) |
| Race State | Finished |



Ipswich QLD --Professional-2026-06-20
 Race 5: POCO VINO BENCHMARK 78 Handicap - 1200m
 20 June 2026 - 2:04PM
 Track Rating: Soft 5, Weather: Fine, Rail Position: +1m Entire Circuit



| Section | L1200 | L1000 | L800 | L600 | L400 | L200 |
|------------------------|----------------------|--------------------------|--------------------------|--------------------------|--------------------------|--------------------------|
| Section Times | 1:10.35 (0:13.73) | 0:56.62 [8] (0:11.09) | 0:45.53 [7] (0:11.28) | 0:34.25 [7] (0:11.47) | 0:22.78 [7] (0:11.23) | 0:11.56 [6] (0:11.56) |
| Average Speed [km/h] | 52.2 | 65.0 | 64.0 | 63.0 | 64.8 | 62.5 |
| Top Speed [km/h] | 67.1 | 67.2 | 65.0 | 64.0 | 65.9 | 65.3 |
| Avg. Dist. to Rail [m] | 5.6 | 1.0 | 1.0 | 0.8 | 3.2 | 4.6 |
| Avg. Stride Freq. [Hz] | 2.5 | 2.5 | 2.5 | 2.4 | 2.6 | 2.5 |
| Avg. Stride Length [m] | 6.3 | 7.3 | 7.3 | 7.2 | 7.0 | 7.2 |



[] Ranking at each section and finish
 -:-:- No data available at this section
 NA No data available

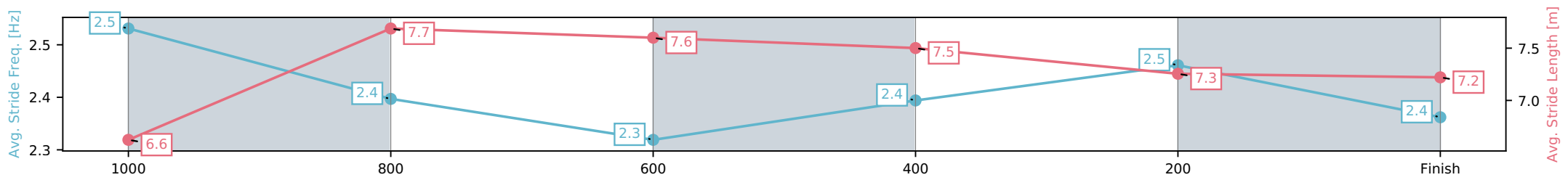
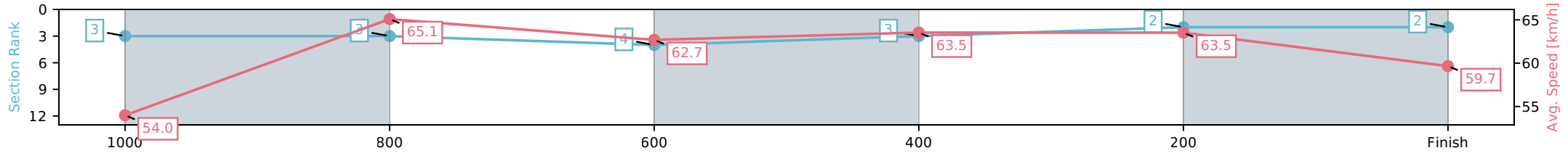
| | |
|--------------------------------|-------------------------------|
| Horse/Jockey Name | Petite Palace/Mark Du Plessis |
| Finish Rank | 2 |
| Fastest Section Time (Section) | 0:11.03 (1000-800) |
| Top Speed [km/h] (Section) | 66.3 (1200 - 1000) |
| Race State | Finished |



Ipswich QLD --Professional-2026-06-20
 Race 5: POCO VINO BENCHMARK 78 Handicap - 1200m
 20 June 2026 - 2:04PM
 Track Rating: Soft 5, Weather: Fine, Rail Position: +1m Entire Circuit



| Section | L1200 | L1000 | L800 | L600 | L400 | L200 |
|------------------------|----------------------|--------------------------|--------------------------|--------------------------|--------------------------|--------------------------|
| Section Times | 1:10.63 (0:13.30) | 0:57.32 [3] (0:11.03) | 0:46.30 [3] (0:11.47) | 0:34.83 [4] (0:11.31) | 0:23.52 [3] (0:11.35) | 0:12.16 [2] (0:12.16) |
| Average Speed [km/h] | 54.0 | 65.1 | 62.7 | 63.5 | 63.5 | 59.7 |
| Top Speed [km/h] | 66.3 | 66.0 | 63.4 | 64.1 | 64.1 | 62.7 |
| Avg. Dist. to Rail [m] | 4.8 | 0.9 | 0.3 | 0.4 | 0.8 | 1.6 |
| Avg. Stride Freq. [Hz] | 2.5 | 2.4 | 2.3 | 2.4 | 2.5 | 2.4 |
| Avg. Stride Length [m] | 6.6 | 7.7 | 7.6 | 7.5 | 7.3 | 7.2 |



[] Ranking at each section and finish
 -:-:- No data available at this section
 NA No data available

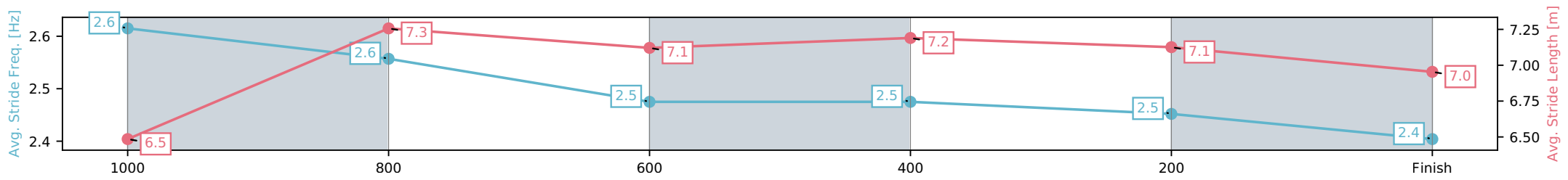
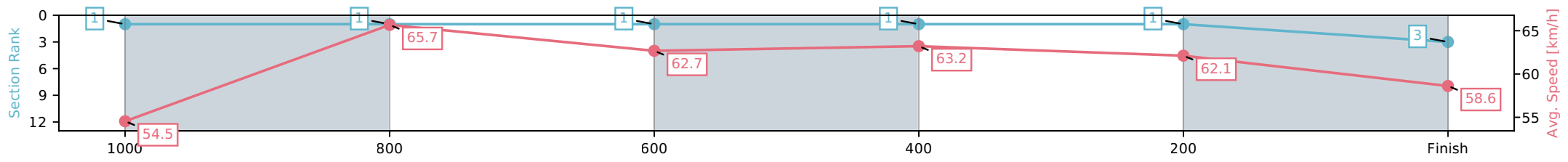
| | |
|--------------------------------|-------------------------|
| Horse/Jockey Name | Cindersea/Jace McMurray |
| Finish Rank | 3 |
| Fastest Section Time (Section) | 0:10.94 (1000-800) |
| Top Speed [km/h] (Section) | 68.4 (1000-800) |
| Race State | Finished |



Ipswich QLD --Professional-2026-06-20
 Race 5: POCO VINO BENCHMARK 78 Handicap - 1200m
 20 June 2026 - 2:04PM
 Track Rating: Soft 5, Weather: Fine, Rail Position: +1m Entire Circuit



| Section | L1200 | L1000 | L800 | L600 | L400 | L200 |
|------------------------|----------------------|--------------------------|--------------------------|--------------------------|--------------------------|--------------------------|
| Section Times | 1:10.81 (0:13.12) | 0:57.69 [1] (0:10.94) | 0:46.75 [1] (0:11.49) | 0:35.26 [1] (0:11.33) | 0:23.93 [1] (0:11.56) | 0:12.36 [1] (0:12.36) |
| Average Speed [km/h] | 54.5 | 65.7 | 62.7 | 63.2 | 62.1 | 58.6 |
| Top Speed [km/h] | 67.6 | 68.4 | 63.5 | 64.4 | 62.9 | 62.1 |
| Avg. Dist. to Rail [m] | 0.8 | 0.8 | 0.4 | 0.8 | 0.7 | 0.4 |
| Avg. Stride Freq. [Hz] | 2.6 | 2.6 | 2.5 | 2.5 | 2.5 | 2.4 |
| Avg. Stride Length [m] | 6.5 | 7.3 | 7.1 | 7.2 | 7.1 | 7.0 |



[] Ranking at each section and finish
 -:-:- No data available at this section
 NA No data available

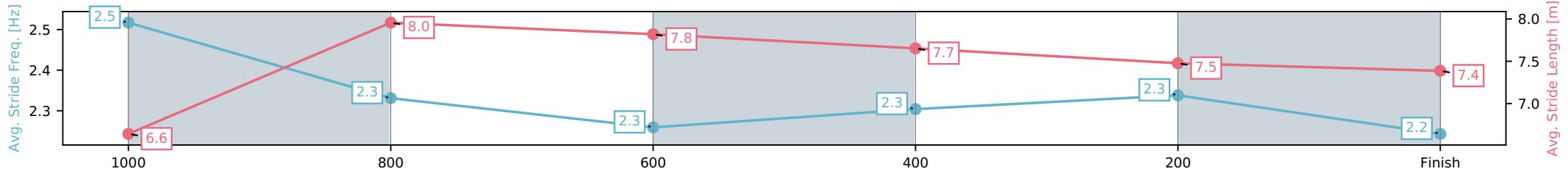
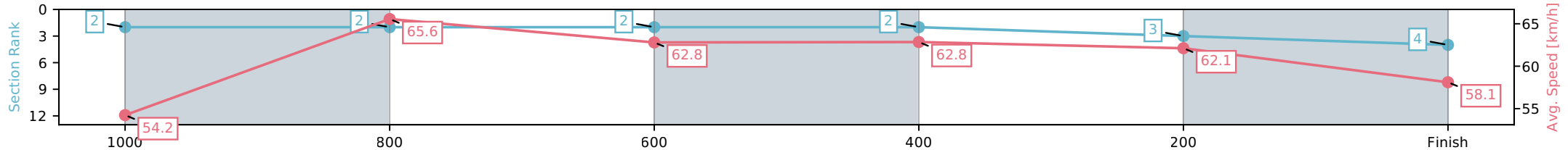
| | |
|--------------------------------|--------------------------------|
| Horse/Jockey Name | Shot Of Whiskey/Fiona Sandkuhl |
| Finish Rank | 4 |
| Fastest Section Time (Section) | 0:10.96 (1000-800) |
| Top Speed [km/h] (Section) | 67.4 (1000-800) |
| Race State | Finished |



Ipswich QLD --Professional-2026-06-20
 Race 5: POCO VINO BENCHMARK 78 Handicap - 1200m
 20 June 2026 - 2:04PM
 Track Rating: Soft 5, Weather: Fine, Rail Position: +1m Entire Circuit



| Section | L1200 | L1000 | L800 | L600 | L400 | L200 |
|------------------------|----------------------|--------------------------|--------------------------|--------------------------|--------------------------|--------------------------|
| Section Times | 1:10.85 (0:13.25) | 0:57.60 [2] (0:10.96) | 0:46.64 [2] (0:11.42) | 0:35.22 [2] (0:11.43) | 0:23.79 [2] (0:11.62) | 0:12.17 [3] (0:12.17) |
| Average Speed [km/h] | 54.2 | 65.6 | 62.8 | 62.8 | 62.1 | 58.1 |
| Top Speed [km/h] | 67.2 | 67.4 | 64.0 | 64.2 | 63.6 | 61.1 |
| Avg. Dist. to Rail [m] | 2.2 | 0.7 | 1.0 | 0.6 | 1.1 | 1.1 |
| Avg. Stride Freq. [Hz] | 2.5 | 2.3 | 2.3 | 2.3 | 2.3 | 2.2 |
| Avg. Stride Length [m] | 6.6 | 8.0 | 7.8 | 7.7 | 7.5 | 7.4 |



[] Ranking at each section and finish
 -:-:- No data available at this section
 NA No data available

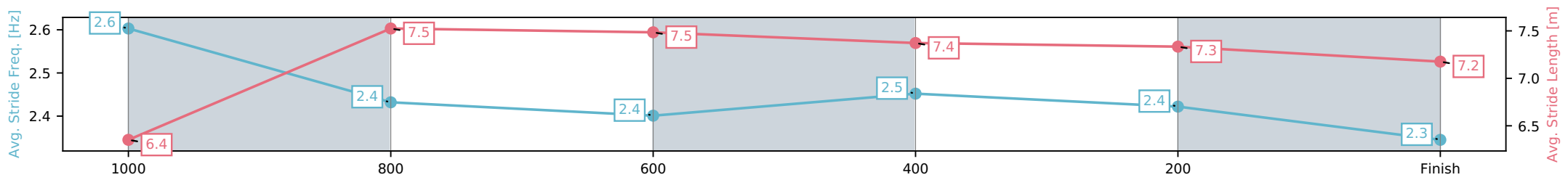
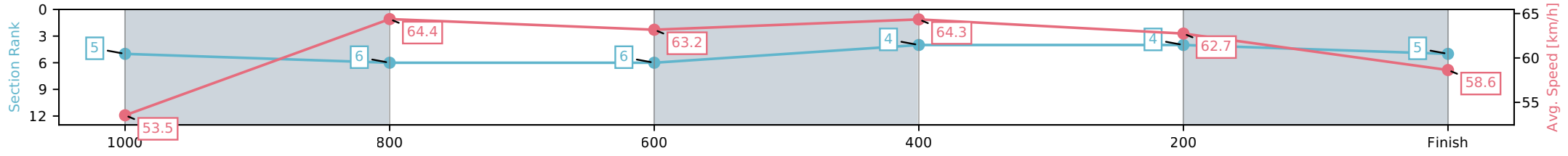
| | |
|--------------------------------|-----------------------------|
| Horse/Jockey Name | Surprise Honey/Cejay Graham |
| Finish Rank | 5 |
| Fastest Section Time (Section) | 0:11.20 (1000-800) |
| Top Speed [km/h] (Section) | 66.9 (1200 - 1000) |
| Race State | Finished |



Ipswich QLD --Professional-2026-06-20
 Race 5: POCO VINO BENCHMARK 78 Handicap - 1200m
 20 June 2026 - 2:04PM
 Track Rating: Soft 5, Weather: Fine, Rail Position: +1m Entire Circuit



| Section | L1200 | L1000 | L800 | L600 | L400 | L200 |
|------------------------|----------------------|--------------------------|--------------------------|--------------------------|--------------------------|--------------------------|
| Section Times | 1:11.03 (0:13.39) | 0:57.64 [5] (0:11.20) | 0:46.45 [6] (0:11.37) | 0:35.08 [6] (0:11.20) | 0:23.89 [4] (0:11.55) | 0:12.34 [4] (0:12.34) |
| Average Speed [km/h] | 53.5 | 64.4 | 63.2 | 64.3 | 62.7 | 58.6 |
| Top Speed [km/h] | 66.9 | 65.4 | 64.3 | 65.3 | 63.3 | 61.1 |
| Avg. Dist. to Rail [m] | 7.0 | 1.2 | 0.3 | 0.4 | 2.0 | 4.0 |
| Avg. Stride Freq. [Hz] | 2.6 | 2.4 | 2.4 | 2.5 | 2.4 | 2.3 |
| Avg. Stride Length [m] | 6.4 | 7.5 | 7.5 | 7.4 | 7.3 | 7.2 |



[] Ranking at each section and finish
 -.-.- No data available at this section
 NA No data available

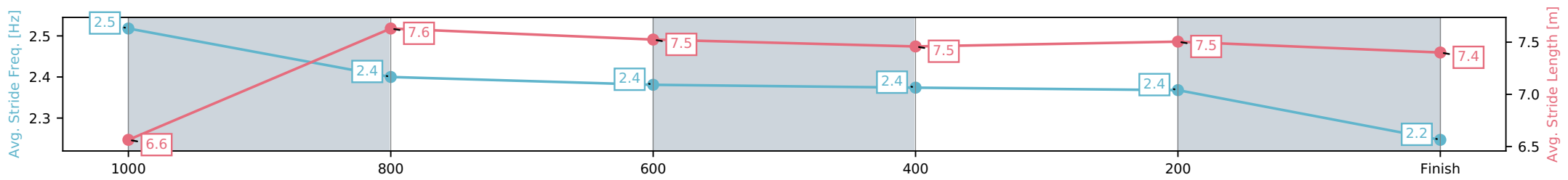
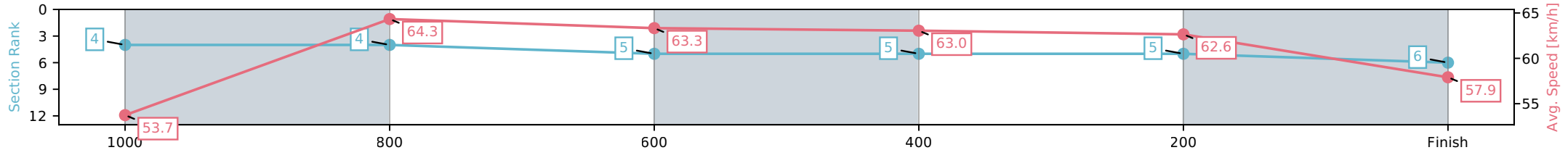
| | |
|--------------------------------|---------------------|
| Horse/Jockey Name | Zoubaby/Daniel Moor |
| Finish Rank | 6 |
| Fastest Section Time (Section) | 0:11.18 (1000-800) |
| Top Speed [km/h] (Section) | 67.4 (1200 - 1000) |
| Race State | Finished |



Ipswich QLD --Professional-2026-06-20
 Race 5: POCO VINO BENCHMARK 78 Handicap - 1200m
 20 June 2026 - 2:04PM
 Track Rating: Soft 5, Weather: Fine, Rail Position: +1m Entire Circuit



| Section | L1200 | L1000 | L800 | L600 | L400 | L200 |
|------------------------|----------------------|--------------------------|--------------------------|--------------------------|--------------------------|--------------------------|
| Section Times | 1:11.16 (0:13.35) | 0:57.81 [4] (0:11.18) | 0:46.63 [4] (0:11.33) | 0:35.30 [5] (0:11.39) | 0:23.92 [5] (0:11.45) | 0:12.47 [5] (0:12.47) |
| Average Speed [km/h] | 53.7 | 64.3 | 63.3 | 63.0 | 62.6 | 57.9 |
| Top Speed [km/h] | 67.4 | 66.2 | 65.0 | 65.3 | 65.8 | 61.1 |
| Avg. Dist. to Rail [m] | 4.1 | 0.6 | 0.7 | 0.9 | 0.6 | 0.8 |
| Avg. Stride Freq. [Hz] | 2.5 | 2.4 | 2.4 | 2.4 | 2.4 | 2.2 |
| Avg. Stride Length [m] | 6.6 | 7.6 | 7.5 | 7.5 | 7.5 | 7.4 |



[] Ranking at each section and finish
 -:-:- No data available at this section
 NA No data available

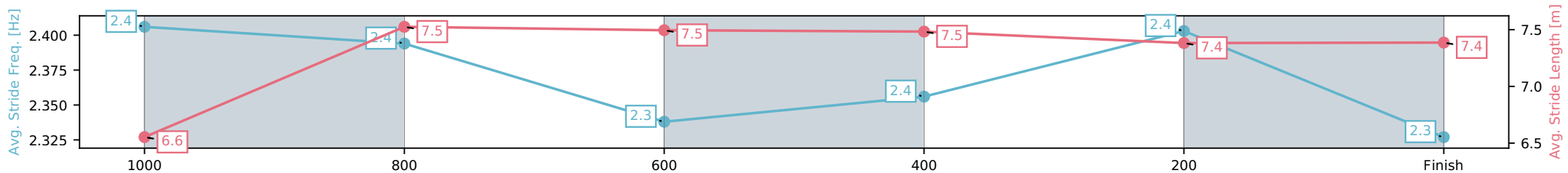
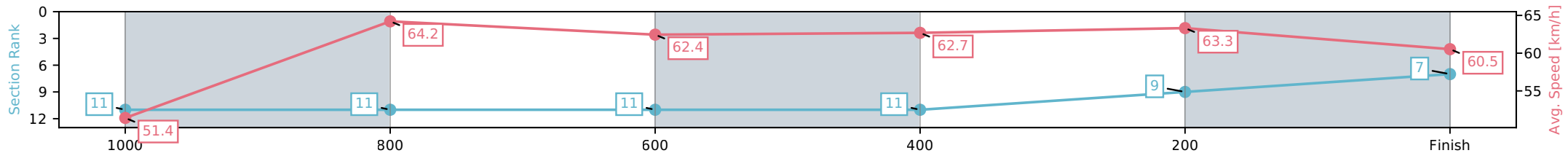
| | |
|--------------------------------|-----------------------------|
| Horse/Jockey Name | Social Outcast/Jake Bayliss |
| Finish Rank | 7 |
| Fastest Section Time (Section) | 0:11.18 (1000-800) |
| Top Speed [km/h] (Section) | 66.1 (1000-800) |
| Race State | Finished |



Ipswich QLD --Professional-2026-06-20
 Race 5: POCO VINO BENCHMARK 78 Handicap - 1200m
 20 June 2026 - 2:04PM
 Track Rating: Soft 5, Weather: Fine, Rail Position: +1m Entire Circuit



| Section | L1200 | L1000 | L800 | L600 | L400 | L200 |
|------------------------|----------------------|---------------------------|---------------------------|---------------------------|---------------------------|--------------------------|
| Section Times | 1:11.21 (0:13.95) | 0:57.26 [11] (0:11.18) | 0:46.08 [11] (0:11.49) | 0:34.59 [11] (0:11.39) | 0:23.20 [11] (0:11.31) | 0:11.88 [9] (0:11.88) |
| Average Speed [km/h] | 51.4 | 64.2 | 62.4 | 62.7 | 63.3 | 60.5 |
| Top Speed [km/h] | 65.2 | 66.1 | 63.5 | 63.4 | 64.3 | 63.6 |
| Avg. Dist. to Rail [m] | 1.5 | 1.0 | 0.7 | 1.7 | 1.2 | 0.2 |
| Avg. Stride Freq. [Hz] | 2.4 | 2.4 | 2.3 | 2.4 | 2.4 | 2.3 |
| Avg. Stride Length [m] | 6.6 | 7.5 | 7.5 | 7.5 | 7.4 | 7.4 |



- [] Ranking at each section and finish
- :-:- No data available at this section
- NA No data available

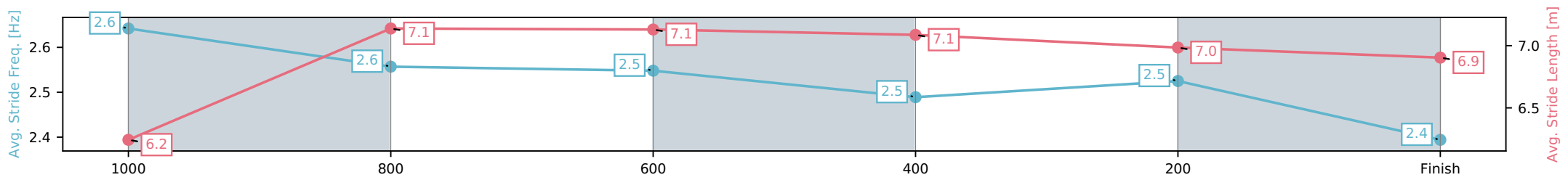
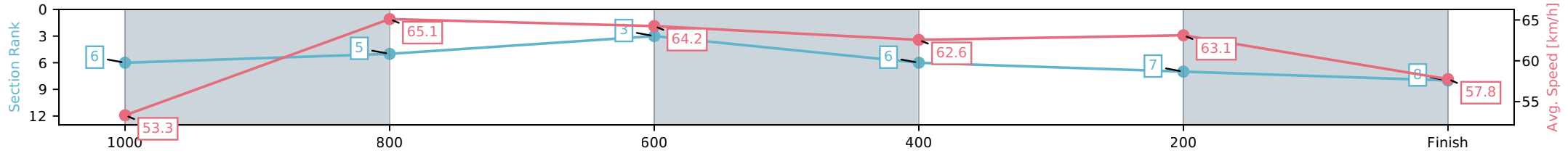
| | |
|--------------------------------|----------------------------|
| Horse/Jockey Name | Hidden Melody/Jai Williams |
| Finish Rank | 8 |
| Fastest Section Time (Section) | 0:11.09 (1000-800) |
| Top Speed [km/h] (Section) | 66.8 (1000-800) |
| Race State | Finished |



Ipswich QLD --Professional-2026-06-20
 Race 5: POCO VINO BENCHMARK 78 Handicap - 1200m
 20 June 2026 - 2:04PM
 Track Rating: Soft 5, Weather: Fine, Rail Position: +1m Entire Circuit



| Section | L1200 | L1000 | L800 | L600 | L400 | L200 |
|------------------------|----------------------|--------------------------|--------------------------|--------------------------|--------------------------|--------------------------|
| Section Times | 1:11.39 (0:13.44) | 0:57.95 [6] (0:11.09) | 0:46.86 [5] (0:11.26) | 0:35.60 [3] (0:11.57) | 0:24.02 [6] (0:11.52) | 0:12.51 [7] (0:12.51) |
| Average Speed [km/h] | 53.3 | 65.1 | 64.2 | 62.6 | 63.1 | 57.8 |
| Top Speed [km/h] | 66.3 | 66.8 | 66.0 | 63.2 | 64.6 | 62.6 |
| Avg. Dist. to Rail [m] | 8.3 | 2.0 | 1.4 | 1.3 | 2.8 | 3.4 |
| Avg. Stride Freq. [Hz] | 2.6 | 2.6 | 2.5 | 2.5 | 2.5 | 2.4 |
| Avg. Stride Length [m] | 6.2 | 7.1 | 7.1 | 7.1 | 7.0 | 6.9 |



[] Ranking at each section and finish
 -:-:- No data available at this section
 NA No data available

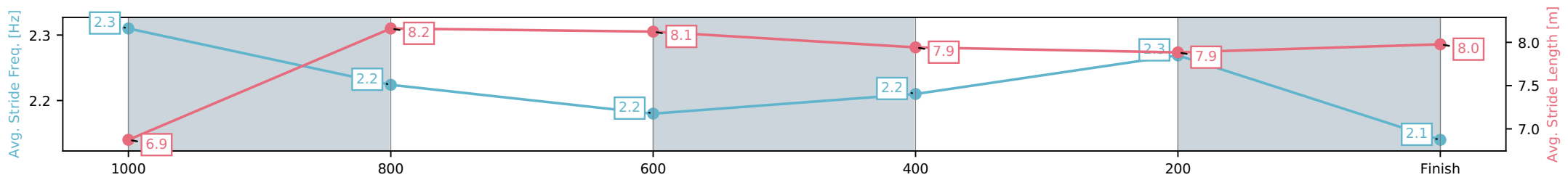
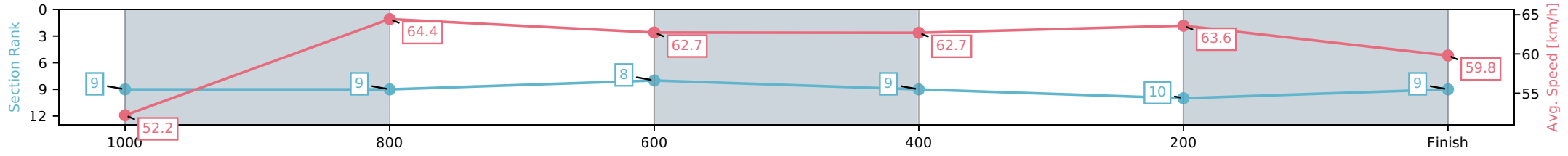
| | |
|--------------------------------|---------------------------------|
| Horse/Jockey Name | Master Montaro/Corey Sutherland |
| Finish Rank | 9 |
| Fastest Section Time (Section) | 0:11.14 (1000-800) |
| Top Speed [km/h] (Section) | 65.7 (1200 - 1000) |
| Race State | Finished |



Ipswich QLD --Professional-2026-06-20
 Race 5: POCO VINO BENCHMARK 78 Handicap - 1200m
 20 June 2026 - 2:04PM
 Track Rating: Soft 5, Weather: Fine, Rail Position: +1m Entire Circuit



| Section | L1200 | L1000 | L800 | L600 | L400 | L200 |
|------------------------|----------------------|--------------------------|--------------------------|--------------------------|--------------------------|---------------------------|
| Section Times | 1:11.45 (0:13.75) | 0:57.70 [9] (0:11.14) | 0:46.56 [9] (0:11.46) | 0:35.10 [8] (0:11.53) | 0:23.57 [9] (0:11.47) | 0:12.10 [10] (0:12.10) |
| Average Speed [km/h] | 52.2 | 64.4 | 62.7 | 62.7 | 63.6 | 59.8 |
| Top Speed [km/h] | 65.7 | 65.6 | 64.0 | 63.5 | 64.0 | 63.3 |
| Avg. Dist. to Rail [m] | 3.1 | 0.9 | 0.3 | 0.7 | 4.1 | 5.4 |
| Avg. Stride Freq. [Hz] | 2.3 | 2.2 | 2.2 | 2.2 | 2.3 | 2.1 |
| Avg. Stride Length [m] | 6.9 | 8.2 | 8.1 | 7.9 | 7.9 | 8.0 |



[] Ranking at each section and finish
 -:-:- No data available at this section
 NA No data available

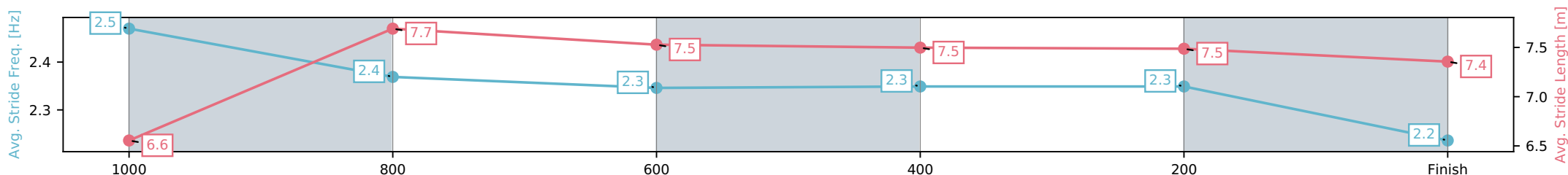
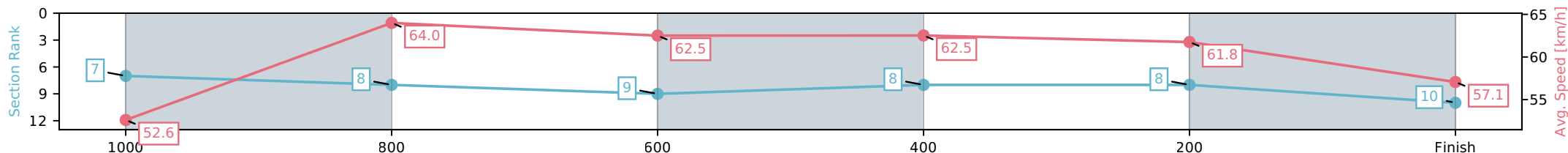
| | |
|--------------------------------|--------------------------|
| Horse/Jockey Name | Elected/Justin P Stanley |
| Finish Rank | 10 |
| Fastest Section Time (Section) | 0:11.22 (1000-800) |
| Top Speed [km/h] (Section) | 66.7 (1200 - 1000) |
| Race State | Finished |



Ipswich QLD --Professional-2026-06-20
 Race 5: POCO VINO BENCHMARK 78 Handicap - 1200m
 20 June 2026 - 2:04PM
 Track Rating: Soft 5, Weather: Fine, Rail Position: +1m Entire Circuit



| Section | L1200 | L1000 | L800 | L600 | L400 | L200 |
|------------------------|----------------------|--------------------------|--------------------------|--------------------------|--------------------------|--------------------------|
| Section Times | 1:11.68 (0:13.63) | 0:58.05 [7] (0:11.22) | 0:46.83 [8] (0:11.50) | 0:35.32 [9] (0:11.40) | 0:23.92 [8] (0:11.49) | 0:12.43 [8] (0:12.43) |
| Average Speed [km/h] | 52.6 | 64.0 | 62.5 | 62.5 | 61.8 | 57.1 |
| Top Speed [km/h] | 66.7 | 65.3 | 63.5 | 63.5 | 62.7 | 60.3 |
| Avg. Dist. to Rail [m] | 1.3 | 0.9 | 0.6 | 2.5 | 3.0 | 2.5 |
| Avg. Stride Freq. [Hz] | 2.5 | 2.4 | 2.3 | 2.3 | 2.3 | 2.2 |
| Avg. Stride Length [m] | 6.6 | 7.7 | 7.5 | 7.5 | 7.5 | 7.4 |



- [] Ranking at each section and finish
- :-:- No data available at this section
- NA No data available

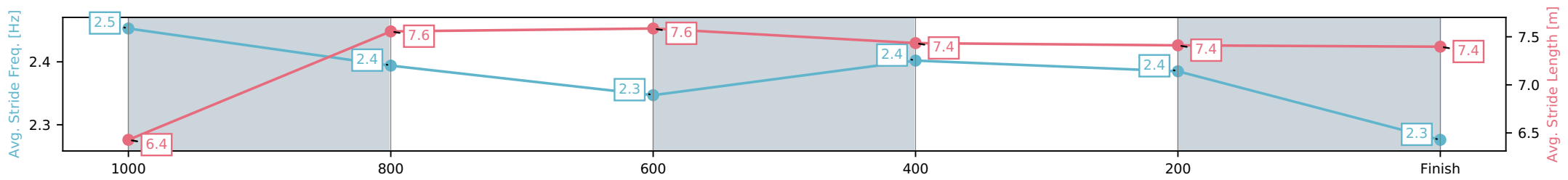
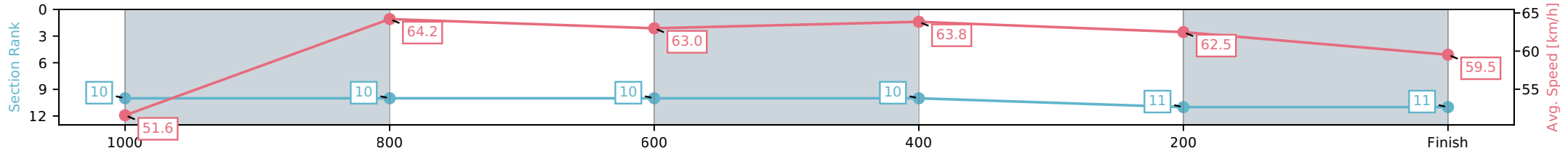
| | |
|--------------------------------|----------------------------|
| Horse/Jockey Name | Zambezi Khan/Nozi Tomizawa |
| Finish Rank | 11 |
| Fastest Section Time (Section) | 0:11.20 (1000-800) |
| Top Speed [km/h] (Section) | 66.3 (1000-800) |
| Race State | Finished |



Ipswich QLD --Professional-2026-06-20
 Race 5: POCO VINO BENCHMARK 78 Handicap - 1200m
 20 June 2026 - 2:04PM
 Track Rating: Soft 5, Weather: Fine, Rail Position: +1m Entire Circuit



| Section | L1200 | L1000 | L800 | L600 | L400 | L200 |
|------------------------|----------------------|---------------------------|---------------------------|---------------------------|---------------------------|---------------------------|
| Section Times | 1:11.73 (0:13.92) | 0:57.81 [10] (0:11.20) | 0:46.61 [10] (0:11.44) | 0:35.17 [10] (0:11.33) | 0:23.84 [10] (0:11.68) | 0:12.16 [11] (0:12.16) |
| Average Speed [km/h] | 51.6 | 64.2 | 63.0 | 63.8 | 62.5 | 59.5 |
| Top Speed [km/h] | 66.1 | 66.3 | 65.0 | 65.3 | 63.9 | 60.8 |
| Avg. Dist. to Rail [m] | 4.9 | 0.8 | 0.4 | 1.2 | 4.4 | 4.1 |
| Avg. Stride Freq. [Hz] | 2.5 | 2.4 | 2.3 | 2.4 | 2.4 | 2.3 |
| Avg. Stride Length [m] | 6.4 | 7.6 | 7.6 | 7.4 | 7.4 | 7.4 |



[] Ranking at each section and finish
 -:-:- No data available at this section
 NA No data available



Ipswich QLD
 Race 6: SCHWEPPE T L COONEY - 1350m
 20 June 2026 - 2:39PM



Track Rating: Soft 5, Weather: Fine, Rail Position: +1m Entire Circuit

Field Times (Race Tempo) 1:19.99 (0:10.92) 1:09.07 (0:10.93) 0:58.14 (0:11.23) 0:46.91 (0:11.35) 0:35.56 (0:11.65) 0:23.92 (0:12.00) 0:11.92 (0:11.92)

| Rank | TAB# | Horse | Overall Time | First 400m | Top Speed km/h (Section) | L1350 | L1200 | L1000 | L800 | L600 | L400 | L200 | |
|------|--------|---------------------|---------------|------------|--------------------------|--------------|--------------|--------------|--------------|--------------|--------------|--------------|--|
| | (BAR#) | Jockey | Margin (DT-W) | Last 600m | Fastest Section (Time) | Start - 1200 | 1200 - 1000 | 1000 - 800 | 800 - 600 | 600 - 400 | 400 - 200 | 200 - Finish | |
| 1 | 5 | Kohler Kid | 1:19.99 | 0:25.32 | 66.7 (1200-1000) | 1:19.99 | 1:08.44 [12] | 0:57.49 [12] | 0:46.10 [12] | 0:34.81 [11] | 0:23.30 [10] | 0:11.73 [6] | |
| | (2) | Justin P Stanley | | 0:34.80 | 1200-1000 (0:10.95) | (0:11.55) | (0:10.95) | (0:11.38) | (0:11.30) | (0:11.51) | (0:11.56) | (0:11.73) | |
| 2 | 2 | Platinum Pantheon | 1:19.99 | 0:24.88 | 67.7 (1200-1000) | 1:19.99 | 1:08.86 [5] | 0:57.94 [4] | 0:46.66 [4] | 0:35.23 [5] | 0:23.57 [4] | 0:11.83 [3] | |
| | (5) | Mark Du Plessis | 0.0L (+5) | 0:35.23 | 1200-1000 (0:10.92) | (0:11.13) | (0:10.92) | (0:11.28) | (0:11.43) | (0:11.66) | (0:11.74) | (0:11.83) | |
| 3 | 3 | Call Da Vinci | 1:19.99 | 0:25.10 | 67.2 (1200-1000) | 1:19.99 | 1:08.69 [10] | 0:57.70 [8] | 0:46.37 [8] | 0:35.00 [7] | 0:23.52 [6] | 0:11.92 [1] | |
| | (1) | Martin Harley | 0.0L (+5) | 0:35.01 | 1200-1000 (0:10.99) | (0:11.30) | (0:10.99) | (0:11.33) | (0:11.37) | (0:11.49) | (0:11.60) | (0:11.92) | |
| 4 | 11 | Smexy | 1:20.22 | 0:25.42 | 67.1 (1200-1000) | 1:20.22 | 1:08.58 [13] | 0:57.60 [13] | 0:46.13 [14] | 0:34.76 [14] | 0:23.30 [14] | 0:11.86 [9] | |
| | (3) | Michael Rodd | 1.3L (+4) | 0:34.77 | 1200-1000 (0:10.98) | (0:11.64) | (0:10.98) | (0:11.46) | (0:11.37) | (0:11.47) | (0:11.44) | (0:11.86) | |
| 5 | 4 | Hillier | 1:20.36 | 0:25.45 | 67.0 (1200-1000) | 1:20.36 | 1:08.61 [14] | 0:57.70 [14] | 0:46.34 [13] | 0:35.05 [13] | 0:23.52 [12] | 0:12.00 [9] | |
| | (11) | Robbie Dolan | 2.2L (-5) | 0:35.05 | 1200-1000 (0:10.91) | (0:11.75) | (0:10.91) | (0:11.36) | (0:11.29) | (0:11.53) | (0:11.52) | (0:12.00) | |
| 6 | 8 | Lockyer | 1:20.39 | 0:24.99 | 66.5 (1200-1000) | 1:20.39 | 1:09.18 [6] | 0:58.20 [7] | 0:46.88 [6] | 0:35.51 [6] | 0:23.92 [5] | 0:12.22 [4] | |
| | (9) | Ben Thompson | 2.4L (-6) | 0:35.51 | 1200-1000 (0:10.98) | (0:11.21) | (0:10.98) | (0:11.31) | (0:11.38) | (0:11.58) | (0:11.71) | (0:12.22) | |
| 7 | 1 | Navy Pilot | 1:20.49 | 0:24.93 | 66.5 (1200-1000) | 1:20.49 | 1:09.36 [4] | 0:58.39 [6] | 0:46.90 [7] | 0:35.50 [8] | 0:23.88 [8] | 0:12.17 [7] | |
| | (7) | Jake Bayliss | 2.9L (-5) | 0:35.50 | 1200-1000 (0:10.97) | (0:11.13) | (0:10.97) | (0:11.49) | (0:11.40) | (0:11.62) | (0:11.71) | (0:12.17) | |
| 8 | 6 | Special Artist | 1:20.69 | 0:25.17 | 65.4 (1000-800) | 1:20.69 | 1:09.41 [9] | 0:58.32 [9] | 0:46.89 [11] | 0:35.47 [12] | 0:23.85 [13] | 0:12.17 [11] | |
| | (4) | Georgina Cartwright | 4.1L (-4) | 0:35.46 | 1200-1000 (0:11.10) | (0:11.28) | (0:11.10) | (0:11.43) | (0:11.42) | (0:11.61) | (0:11.68) | (0:12.17) | |
| 9 | 14 | Scrumptious | 1:20.90 | 0:24.72 | 66.8 (1200-1000) | 1:20.90 | 1:09.84 [2] | 0:58.89 [3] | 0:47.78 [2] | 0:36.40 [2] | 0:24.76 [2] | 0:12.71 [5] | |
| | (13) | Cejay Graham | 5.3L (-3) | 0:36.40 | 1200-1000 (0:10.94) | (0:11.06) | (0:10.94) | (0:11.11) | (0:11.38) | (0:11.64) | (0:12.05) | (0:12.71) | |
| 10 | 16 | Mishani Moet | 1:21.00 | 0:25.18 | 66.0 (1200-1000) | 1:21.00 | 1:09.77 [7] | 0:58.62 [10] | 0:47.24 [9] | 0:35.87 [10] | 0:24.26 [11] | 0:12.46 [12] | |
| | (6) | Olivia Kendal | 5.9L (-8) | 0:35.87 | 1200-1000 (0:11.14) | (0:11.23) | (0:11.14) | (0:11.38) | (0:11.37) | (0:11.61) | (0:11.80) | (0:12.46) | |

Scratched: Giapponese (#7), Fire Bomber (#9), Enforceable (#10), Shady Road (#12), Hidden Future (#18)

Report Created: Sat 20 June 2026

(Note: Races are conducted over an approximate distance as close as possible to the advertised distance, and recorded data may vary accordingly. Official times refer to race times only and do not include handicap times.)

[] Position in running at each section and finish
 TAB# Saddle cloth number
 -:-:- No data available at this section
 BAR# Barrier/Gate Position
 NA No data available
 DNF Did not finish
 DNT Did not track
 DT-W Distance travelled compared to winner in metres

Fastest split
 Fastest section

data processed by TRIPLESDATA



Ipswich QLD
 Race 6: SCHWEPPES T L COONEY - 1350m
 20 June 2026 - 2:39PM



Track Rating: Soft 5, Weather: Fine, Rail Position: +1m Entire Circuit

Field Times (Race Tempo) 1:19.99 (0:10.92) 1:09.07 (0:10.93) 0:58.14 (0:11.23) 0:46.91 (0:11.35) 0:35.56 (0:11.65) 0:23.92 (0:12.00) 0:11.92 (0:11.92)

| Rank | TAB# | Horse | Overall Time | First 400m | Top Speed km/h (Section) | L1350 | L1200 | L1000 | L800 | L600 | L400 | L200 | |
|------|--------|-----------------|---------------|------------|--------------------------|--------------|--------------|--------------|--------------|-------------|-------------|--------------|--|
| | (BAR#) | Jockey | Margin (DT-W) | Last 600m | Fastest Section (Time) | Start - 1200 | 1200 - 1000 | 1000 - 800 | 800 - 600 | 600 - 400 | 400 - 200 | 200 - Finish | |
| 11 | 13 | Voodoo Lass | 1:21.08 | 0:24.74 | 66.9 (1200-1000) | 1:21.08 | 1:10.16 [1] | 0:59.20 [2] | 0:47.73 [5] | 0:36.34 [4] | 0:24.70 [3] | 0:12.74 [8] | |
| | (10) | Chelsea Baker | 6.4L (-6) | 0:36.34 | 1200-1000 (0:10.96) | (0:10.92) | (0:10.96) | (0:11.47) | (0:11.39) | (0:11.64) | (0:11.96) | (0:12.74) | |
| 12 | 17 | Cyber City | 1:21.32 | 0:24.69 | 67.5 (1200-1000) | 1:21.32 | 1:10.25 [3] | 0:59.47 [1] | 0:48.24 [1] | 0:36.89 [1] | 0:25.25 [1] | 0:13.17 [2] | |
| | (8) | Taylor Marshall | 7.8L (+3) | 0:36.89 | 1200-1000 (0:10.78) | (0:11.07) | (0:10.78) | (0:11.23) | (0:11.35) | (0:11.65) | (0:12.07) | (0:13.17) | |
| 13 | 19 | I'm Nelson | 1:22.71 | 0:25.24 | 66.5 (1200-1000) | 1:22.71 | 1:11.28 [11] | 1:00.24 [11] | 0:48.95 [10] | 0:37.65 [9] | 0:26.02 [9] | 0:13.84 [13] | |
| | (14) | Jace McMurray | 16.0L (-6) | 0:37.66 | 1200-1000 (0:11.04) | (0:11.43) | (0:11.04) | (0:11.29) | (0:11.30) | (0:11.63) | (0:12.19) | (0:13.84) | |
| 14 | 15 | Power Reece | 1:23.49 | 0:24.83 | 67.5 (1200-1000) | 1:23.49 | 1:12.23 [8] | 1:01.40 [5] | 0:50.26 [3] | 0:38.84 [3] | 0:26.91 [7] | 0:14.20 [14] | |
| | (12) | Emily Lang | 20.6L (-7) | 0:38.83 | 1200-1000 (0:10.83) | (0:11.26) | (0:10.83) | (0:11.14) | (0:11.43) | (0:11.93) | (0:12.70) | (0:14.20) | |

Scratched: Giapponese (#7), Fire Bomber (#9), Enforceable (#10), Shady Road (#12), Hidden Future (#18)

Report Created: Sat 20 June 2026

(Note: Races are conducted over an approximate distance as close as possible to the advertised distance, and recorded data may vary accordingly. Official times refer to race times only and do not include handicap times.)

[] Position in running at each section and finish TAB# Saddle cloth number

-:-:- No data available at this section

NA No data available

DNT Did not track

BAR# Barrier/Gate Position

DNF Did not finish

DT-W Distance travelled compared to winner in metres

Fastest split

Fastest section

| | |
|--------------------------------|-----------------------------|
| Horse/Jockey Name | Kohler Kid/Justin P Stanley |
| Finish Rank | 1 |
| Fastest Section Time (Section) | 0:10.95 (1200-1000) |
| Top Speed [km/h] (Section) | 66.7 (1200-1000) |
| Race State | Finished |



Ipswich QLD --Professional-2026-06-20

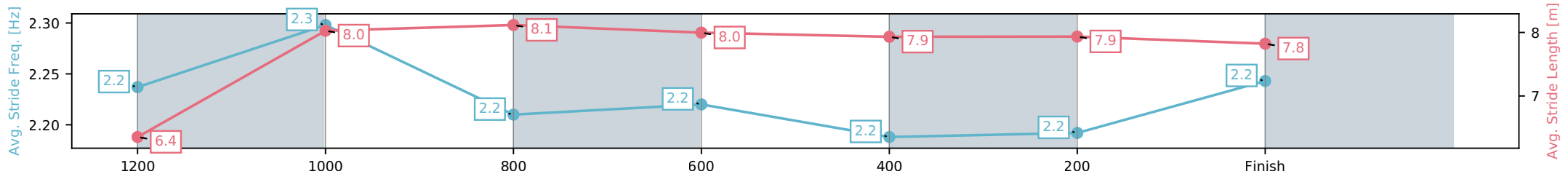
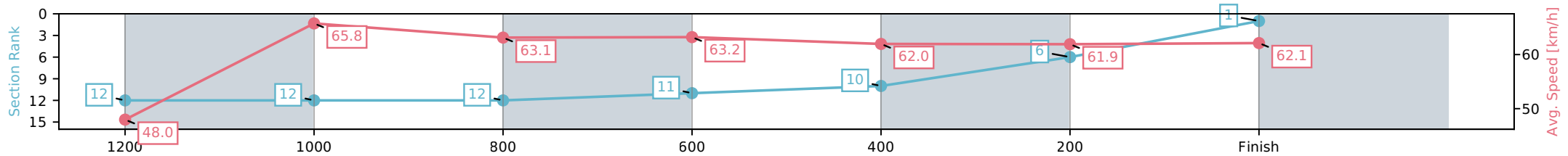
Race 6: SCHWEPPE'S T L COONEY - 1350m

20 June 2026 - 2:39PM

Track Rating: Soft 5, Weather: Fine, Rail Position: +1m Entire Circuit



| Section | L1350 | L1200 | L1000 | L800 | L600 | L400 | L200 |
|------------------------|----------------------|---------------------------|---------------------------|---------------------------|---------------------------|---------------------------|--------------------------|
| Section Times | 1:19.99 (0:11.55) | 1:08.44 [12] (0:10.95) | 0:57.49 [12] (0:11.38) | 0:46.10 [12] (0:11.30) | 0:34.81 [11] (0:11.51) | 0:23.30 [10] (0:11.56) | 0:11.73 [6] (0:11.73) |
| Average Speed [km/h] | 48.0 | 65.8 | 63.1 | 63.2 | 62.0 | 61.9 | 62.1 |
| Top Speed [km/h] | 63.8 | 66.7 | 64.7 | 64.1 | 62.7 | 62.4 | 63.0 |
| Avg. Dist. to Rail [m] | 0.9 | 0.3 | 0.9 | 2.0 | 2.1 | 1.4 | 2.5 |
| Avg. Stride Freq. [Hz] | 2.2 | 2.3 | 2.2 | 2.2 | 2.2 | 2.2 | 2.2 |
| Avg. Stride Length [m] | 6.4 | 8.0 | 8.1 | 8.0 | 7.9 | 7.9 | 7.8 |



- [] Ranking at each section and finish
- :-:- No data available at this section
- NA No data available

| | |
|--------------------------------|-----------------------------------|
| Horse/Jockey Name | Platinum Pantheon/Mark Du Plessis |
| Finish Rank | 2 |
| Fastest Section Time (Section) | 0:10.92 (1200-1000) |
| Top Speed [km/h] (Section) | 67.7 (1200-1000) |
| Race State | Finished |



Ipswich QLD --Professional-2026-06-20

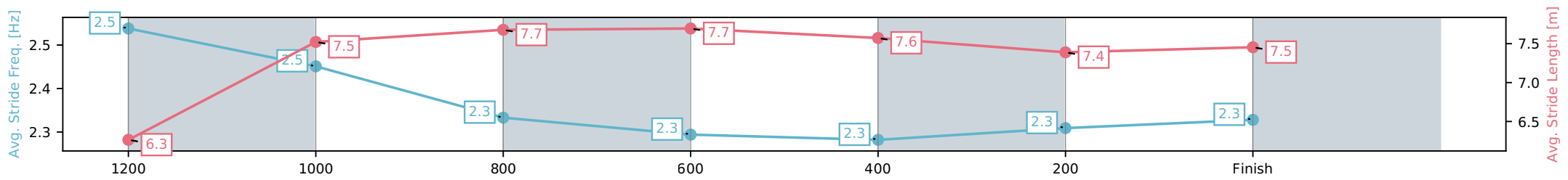
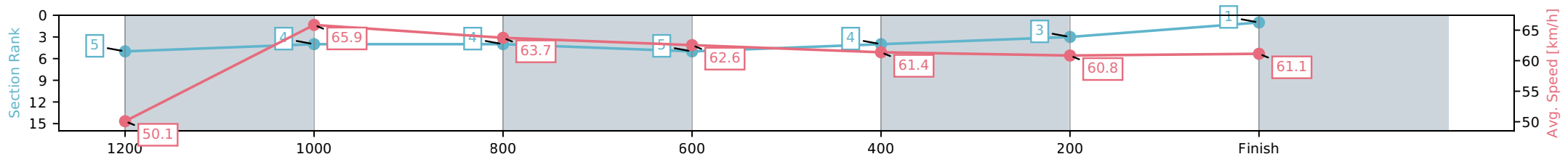
Race 6: SCHWEPPE T L COONEY - 1350m

20 June 2026 - 2:39PM

Track Rating: Soft 5, Weather: Fine, Rail Position: +1m Entire Circuit



| Section | L1350 | L1200 | L1000 | L800 | L600 | L400 | L200 |
|------------------------|----------------------|--------------------------|--------------------------|--------------------------|--------------------------|--------------------------|--------------------------|
| Section Times | 1:19.99 (0:11.13) | 1:08.86 [5] (0:10.92) | 0:57.94 [4] (0:11.28) | 0:46.66 [4] (0:11.43) | 0:35.23 [5] (0:11.66) | 0:23.57 [4] (0:11.74) | 0:11.83 [3] (0:11.83) |
| Average Speed [km/h] | 50.1 | 65.9 | 63.7 | 62.6 | 61.4 | 60.8 | 61.1 |
| Top Speed [km/h] | 63.6 | 67.7 | 65.7 | 64.7 | 61.6 | 63.0 | 63.0 |
| Avg. Dist. to Rail [m] | 3.3 | 1.5 | 1.0 | 2.0 | 1.4 | 2.1 | 2.0 |
| Avg. Stride Freq. [Hz] | 2.5 | 2.5 | 2.3 | 2.3 | 2.3 | 2.3 | 2.3 |
| Avg. Stride Length [m] | 6.3 | 7.5 | 7.7 | 7.7 | 7.6 | 7.4 | 7.5 |



[] Ranking at each section and finish
 -:-:- No data available at this section
 NA No data available

| | |
|--------------------------------|-----------------------------|
| Horse/Jockey Name | Call Da Vinci/Martin Harley |
| Finish Rank | 3 |
| Fastest Section Time (Section) | 0:10.99 (1200-1000) |
| Top Speed [km/h] (Section) | 67.2 (1200-1000) |
| Race State | Finished |



Ipswich QLD --Professional-2026-06-20

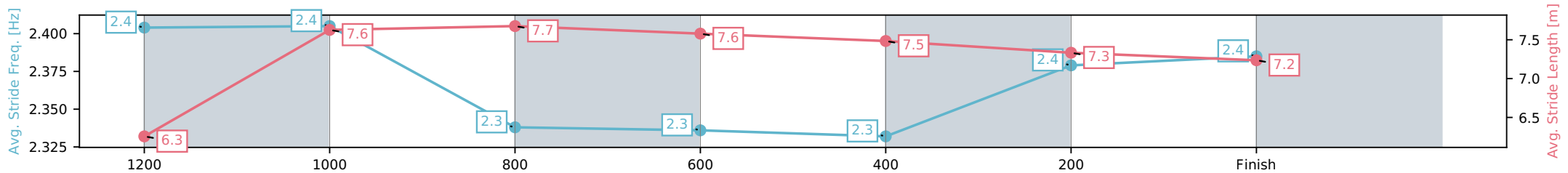
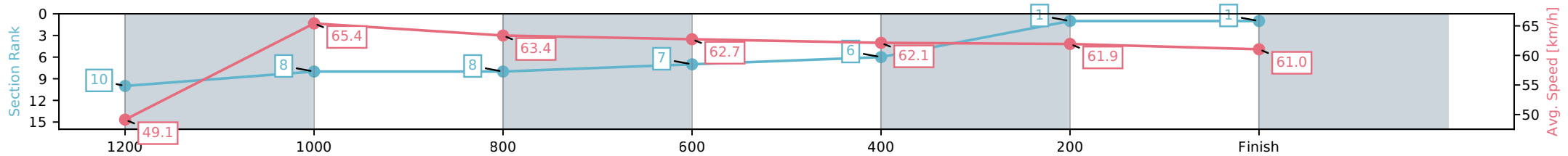
Race 6: SCHWEPPE'S T L COONEY - 1350m

20 June 2026 - 2:39PM

Track Rating: Soft 5, Weather: Fine, Rail Position: +1m Entire Circuit



| Section | L1350 | L1200 | L1000 | L800 | L600 | L400 | L200 |
|------------------------|----------------------|---------------------------|--------------------------|--------------------------|--------------------------|--------------------------|--------------------------|
| Section Times | 1:19.99 (0:11.30) | 1:08.69 [10] (0:10.99) | 0:57.70 [8] (0:11.33) | 0:46.37 [8] (0:11.37) | 0:35.00 [7] (0:11.49) | 0:23.52 [6] (0:11.60) | 0:11.92 [1] (0:11.92) |
| Average Speed [km/h] | 49.1 | 65.4 | 63.4 | 62.7 | 62.1 | 61.9 | 61.0 |
| Top Speed [km/h] | 64.3 | 67.2 | 64.9 | 63.9 | 62.5 | 63.2 | 63.4 |
| Avg. Dist. to Rail [m] | 0.5 | 0.6 | 1.3 | 2.5 | 2.2 | 1.0 | 0.6 |
| Avg. Stride Freq. [Hz] | 2.4 | 2.4 | 2.3 | 2.3 | 2.3 | 2.4 | 2.4 |
| Avg. Stride Length [m] | 6.3 | 7.6 | 7.7 | 7.6 | 7.5 | 7.3 | 7.2 |



[] Ranking at each section and finish
 -:-:- No data available at this section
 NA No data available

| | |
|--------------------------------|---------------------|
| Horse/Jockey Name | Smexy/Michael Rodd |
| Finish Rank | 4 |
| Fastest Section Time (Section) | 0:10.98 (1200-1000) |
| Top Speed [km/h] (Section) | 67.1 (1200-1000) |
| Race State | Finished |



Ipswich QLD --Professional-2026-06-20

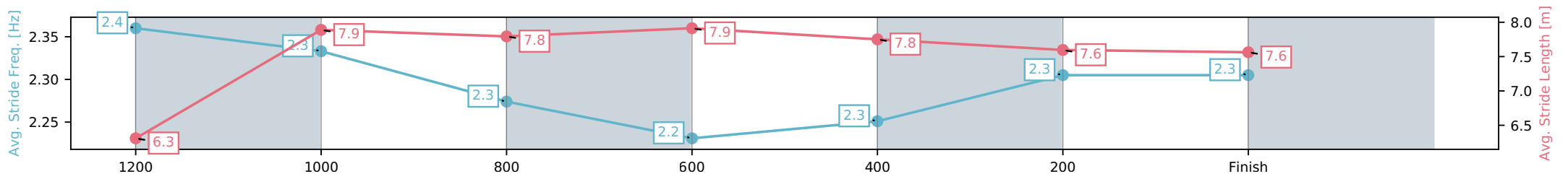
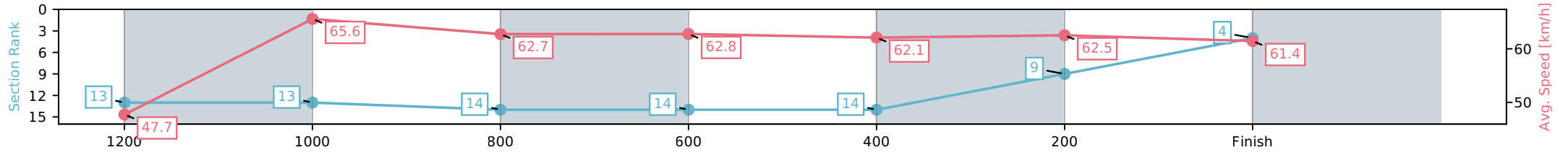
Race 6: SCHWEPPE T L COONEY - 1350m

20 June 2026 - 2:39PM

Track Rating: Soft 5, Weather: Fine, Rail Position: +1m Entire Circuit



| Section | L1350 | L1200 | L1000 | L800 | L600 | L400 | L200 |
|------------------------|----------------------|---------------------------|---------------------------|---------------------------|---------------------------|---------------------------|--------------------------|
| Section Times | 1:20.22 (0:11.64) | 1:08.58 [13] (0:10.98) | 0:57.60 [13] (0:11.46) | 0:46.13 [14] (0:11.37) | 0:34.76 [14] (0:11.47) | 0:23.30 [14] (0:11.44) | 0:11.86 [9] (0:11.86) |
| Average Speed [km/h] | 47.7 | 65.6 | 62.7 | 62.8 | 62.1 | 62.5 | 61.4 |
| Top Speed [km/h] | 65.0 | 67.1 | 65.4 | 63.5 | 63.0 | 63.6 | 64.0 |
| Avg. Dist. to Rail [m] | 1.5 | 0.9 | 0.7 | 2.2 | 2.6 | 1.6 | 1.3 |
| Avg. Stride Freq. [Hz] | 2.4 | 2.3 | 2.3 | 2.2 | 2.3 | 2.3 | 2.3 |
| Avg. Stride Length [m] | 6.3 | 7.9 | 7.8 | 7.9 | 7.8 | 7.6 | 7.6 |



[] Ranking at each section and finish
 -:-:- No data available at this section
 NA No data available

| | |
|--------------------------------|----------------------|
| Horse/Jockey Name | Hillier/Robbie Dolan |
| Finish Rank | 5 |
| Fastest Section Time (Section) | 0:10.91 (1200-1000) |
| Top Speed [km/h] (Section) | 67.0 (1200-1000) |
| Race State | Finished |



Ipswich QLD --Professional-2026-06-20

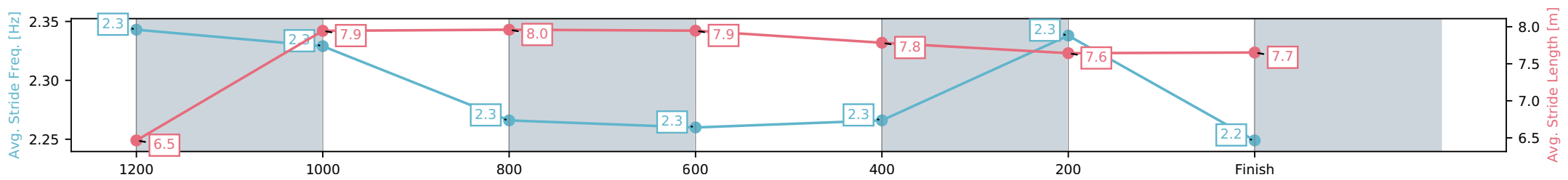
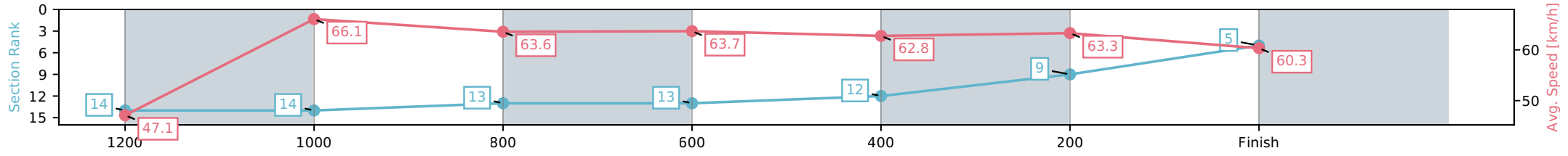
Race 6: SCHWEPPE'S T L COONEY - 1350m

20 June 2026 - 2:39PM

Track Rating: Soft 5, Weather: Fine, Rail Position: +1m Entire Circuit



| Section | L1350 | L1200 | L1000 | L800 | L600 | L400 | L200 |
|------------------------|----------------------|---------------------------|---------------------------|---------------------------|---------------------------|---------------------------|--------------------------|
| Section Times | 1:20.36 (0:11.75) | 1:08.61 [14] (0:10.91) | 0:57.70 [14] (0:11.36) | 0:46.34 [13] (0:11.29) | 0:35.05 [13] (0:11.53) | 0:23.52 [12] (0:11.52) | 0:12.00 [9] (0:12.00) |
| Average Speed [km/h] | 47.1 | 66.1 | 63.6 | 63.7 | 62.8 | 63.3 | 60.3 |
| Top Speed [km/h] | 64.6 | 67.0 | 65.8 | 64.3 | 64.2 | 64.5 | 63.1 |
| Avg. Dist. to Rail [m] | 7.0 | 2.1 | 0.6 | 0.4 | 1.0 | 4.1 | 4.8 |
| Avg. Stride Freq. [Hz] | 2.3 | 2.3 | 2.3 | 2.3 | 2.3 | 2.3 | 2.2 |
| Avg. Stride Length [m] | 6.5 | 7.9 | 8.0 | 7.9 | 7.8 | 7.6 | 7.7 |



[] Ranking at each section and finish
 -:-:- No data available at this section
 NA No data available

| | |
|--------------------------------|----------------------|
| Horse/Jockey Name | Lockyer/Ben Thompson |
| Finish Rank | 6 |
| Fastest Section Time (Section) | 0:10.98 (1200-1000) |
| Top Speed [km/h] (Section) | 66.5 (1200-1000) |
| Race State | Finished |



Ipswich QLD --Professional-2026-06-20

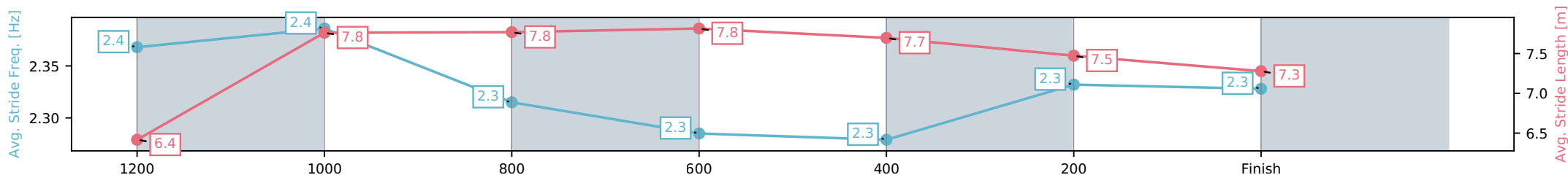
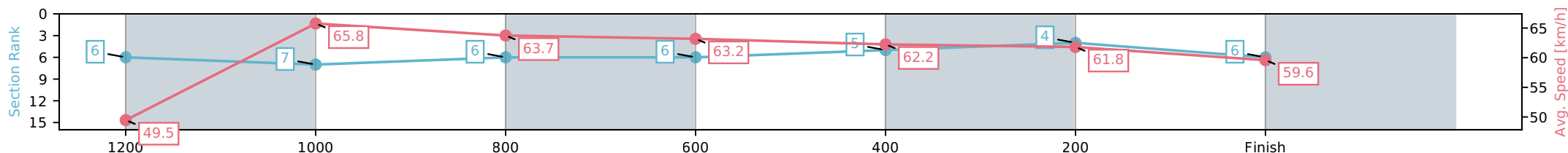
Race 6: SCHWEPPE T L COONEY - 1350m

20 June 2026 - 2:39PM

Track Rating: Soft 5, Weather: Fine, Rail Position: +1m Entire Circuit



| Section | L1350 | L1200 | L1000 | L800 | L600 | L400 | L200 |
|------------------------|----------------------|--------------------------|--------------------------|--------------------------|--------------------------|--------------------------|--------------------------|
| Section Times | 1:20.39 (0:11.21) | 1:09.18 [6] (0:10.98) | 0:58.20 [7] (0:11.31) | 0:46.88 [6] (0:11.38) | 0:35.51 [6] (0:11.58) | 0:23.92 [5] (0:11.71) | 0:12.22 [4] (0:12.22) |
| Average Speed [km/h] | 49.5 | 65.8 | 63.7 | 63.2 | 62.2 | 61.8 | 59.6 |
| Top Speed [km/h] | 65.0 | 66.5 | 64.5 | 64.2 | 63.2 | 63.2 | 61.4 |
| Avg. Dist. to Rail [m] | 6.8 | 3.7 | 0.9 | 0.5 | 0.5 | 2.3 | 4.0 |
| Avg. Stride Freq. [Hz] | 2.4 | 2.4 | 2.3 | 2.3 | 2.3 | 2.3 | 2.3 |
| Avg. Stride Length [m] | 6.4 | 7.8 | 7.8 | 7.8 | 7.7 | 7.5 | 7.3 |



- [] Ranking at each section and finish
- :-:- No data available at this section
- NA No data available

| | |
|--------------------------------|-------------------------|
| Horse/Jockey Name | Navy Pilot/Jake Bayliss |
| Finish Rank | 7 |
| Fastest Section Time (Section) | 0:10.97 (1200-1000) |
| Top Speed [km/h] (Section) | 66.5 (1200-1000) |
| Race State | Finished |



Ipswich QLD --Professional-2026-06-20

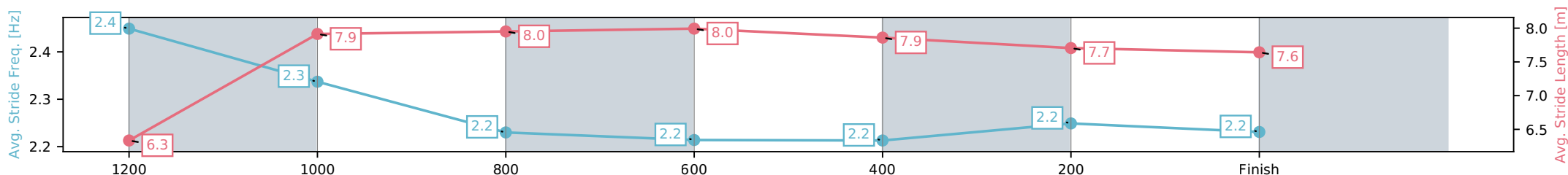
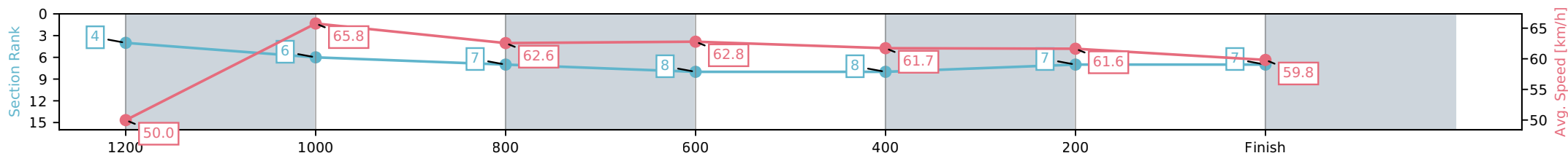
Race 6: SCHWEPPE T L COONEY - 1350m

20 June 2026 - 2:39PM

Track Rating: Soft 5, Weather: Fine, Rail Position: +1m Entire Circuit



| Section | L1350 | L1200 | L1000 | L800 | L600 | L400 | L200 |
|------------------------|----------------------|--------------------------|--------------------------|--------------------------|--------------------------|--------------------------|--------------------------|
| Section Times | 1:20.49 (0:11.13) | 1:09.36 [4] (0:10.97) | 0:58.39 [6] (0:11.49) | 0:46.90 [7] (0:11.40) | 0:35.50 [8] (0:11.62) | 0:23.88 [8] (0:11.71) | 0:12.17 [7] (0:12.17) |
| Average Speed [km/h] | 50.0 | 65.8 | 62.6 | 62.8 | 61.7 | 61.6 | 59.8 |
| Top Speed [km/h] | 65.9 | 66.5 | 64.3 | 63.5 | 62.5 | 63.2 | 61.9 |
| Avg. Dist. to Rail [m] | 4.4 | 2.1 | 0.4 | 1.3 | 1.0 | 2.2 | 3.3 |
| Avg. Stride Freq. [Hz] | 2.4 | 2.3 | 2.2 | 2.2 | 2.2 | 2.2 | 2.2 |
| Avg. Stride Length [m] | 6.3 | 7.9 | 8.0 | 8.0 | 7.9 | 7.7 | 7.6 |



- [] Ranking at each section and finish
- :-:- No data available at this section
- NA No data available

| | |
|--------------------------------|------------------------------------|
| Horse/Jockey Name | Special Artist/Georgina Cartwright |
| Finish Rank | 8 |
| Fastest Section Time (Section) | 0:11.10 (1200-1000) |
| Top Speed [km/h] (Section) | 65.4 (1000-800) |
| Race State | Finished |



Ipswich QLD --Professional-2026-06-20

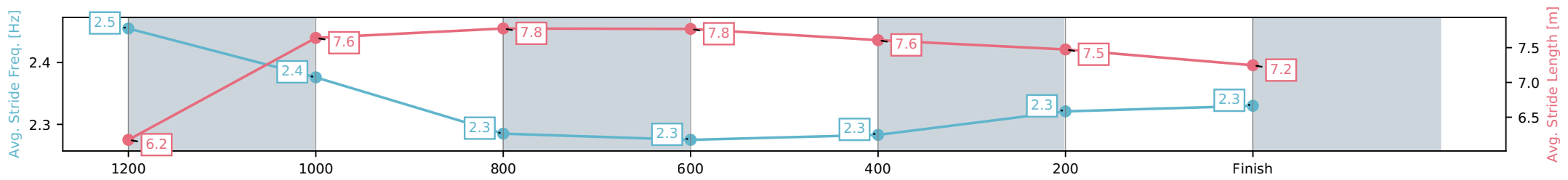
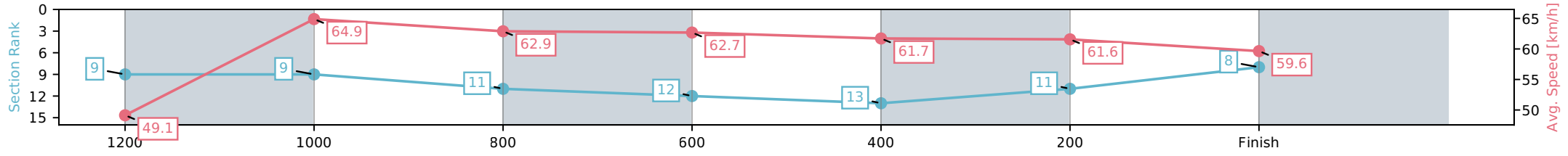
Race 6: SCHWEPPE'S T L COONEY - 1350m

20 June 2026 - 2:39PM

Track Rating: Soft 5, Weather: Fine, Rail Position: +1m Entire Circuit



| Section | L1350 | L1200 | L1000 | L800 | L600 | L400 | L200 |
|------------------------|----------------------|--------------------------|--------------------------|---------------------------|---------------------------|---------------------------|---------------------------|
| Section Times | 1:20.69 (0:11.28) | 1:09.41 [9] (0:11.10) | 0:58.32 [9] (0:11.43) | 0:46.89 [11] (0:11.42) | 0:35.47 [12] (0:11.61) | 0:23.85 [13] (0:11.68) | 0:12.17 [11] (0:12.17) |
| Average Speed [km/h] | 49.1 | 64.9 | 62.9 | 62.7 | 61.7 | 61.6 | 59.6 |
| Top Speed [km/h] | 63.5 | 65.3 | 65.4 | 63.8 | 62.8 | 62.8 | 61.7 |
| Avg. Dist. to Rail [m] | 1.7 | 0.9 | 0.6 | 1.4 | 1.0 | 0.6 | 0.7 |
| Avg. Stride Freq. [Hz] | 2.5 | 2.4 | 2.3 | 2.3 | 2.3 | 2.3 | 2.3 |
| Avg. Stride Length [m] | 6.2 | 7.6 | 7.8 | 7.8 | 7.6 | 7.5 | 7.2 |



[] Ranking at each section and finish
 -:-:- No data available at this section
 NA No data available

| | |
|--------------------------------|--------------------------|
| Horse/Jockey Name | Scrumptious/Cejay Graham |
| Finish Rank | 9 |
| Fastest Section Time (Section) | 0:10.94 (1200-1000) |
| Top Speed [km/h] (Section) | 66.8 (1200-1000) |
| Race State | Finished |



Ipswich QLD --Professional-2026-06-20

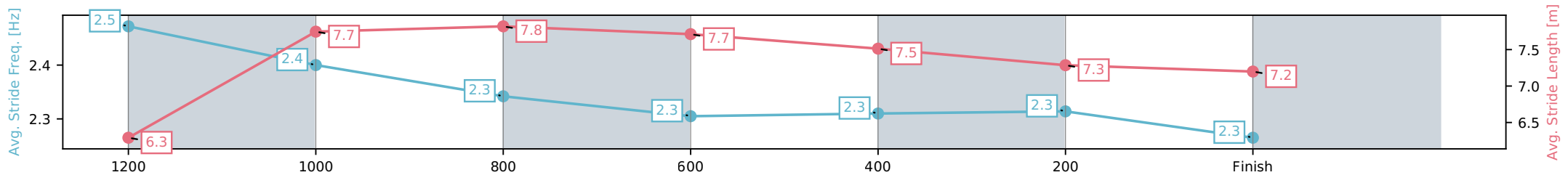
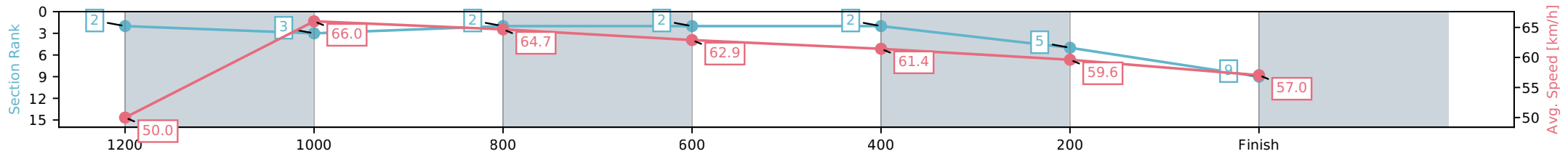
Race 6: SCHWEPPE'S T L COONEY - 1350m

20 June 2026 - 2:39PM

Track Rating: Soft 5, Weather: Fine, Rail Position: +1m Entire Circuit



| Section | L1350 | L1200 | L1000 | L800 | L600 | L400 | L200 |
|------------------------|----------------------|--------------------------|--------------------------|--------------------------|--------------------------|--------------------------|--------------------------|
| Section Times | 1:20.90 (0:11.06) | 1:09.84 [2] (0:10.94) | 0:58.89 [3] (0:11.11) | 0:47.78 [2] (0:11.38) | 0:36.40 [2] (0:11.64) | 0:24.76 [2] (0:12.05) | 0:12.71 [5] (0:12.71) |
| Average Speed [km/h] | 50.0 | 66.0 | 64.7 | 62.9 | 61.4 | 59.6 | 57.0 |
| Top Speed [km/h] | 66.4 | 66.8 | 66.5 | 63.7 | 62.1 | 60.8 | 58.8 |
| Avg. Dist. to Rail [m] | 10.8 | 4.1 | 0.6 | 1.6 | 1.6 | 0.6 | 0.4 |
| Avg. Stride Freq. [Hz] | 2.5 | 2.4 | 2.3 | 2.3 | 2.3 | 2.3 | 2.3 |
| Avg. Stride Length [m] | 6.3 | 7.7 | 7.8 | 7.7 | 7.5 | 7.3 | 7.2 |



[] Ranking at each section and finish
 -:-:- No data available at this section
 NA No data available

| | |
|--------------------------------|----------------------------|
| Horse/Jockey Name | Mishani Moet/Olivia Kendal |
| Finish Rank | 10 |
| Fastest Section Time (Section) | 0:11.14 (1200-1000) |
| Top Speed [km/h] (Section) | 66.0 (1200-1000) |
| Race State | Finished |



Ipswich QLD --Professional-2026-06-20

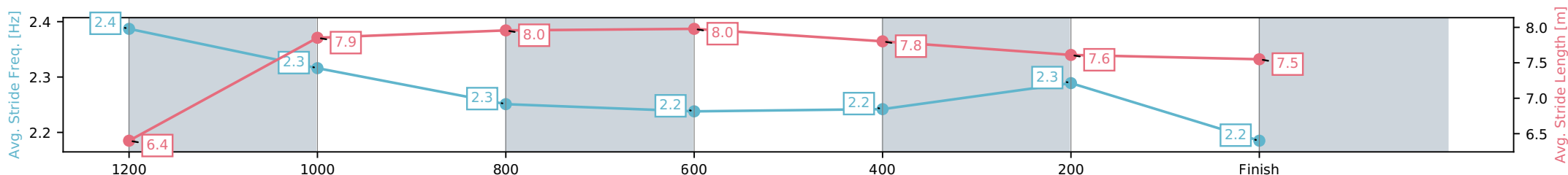
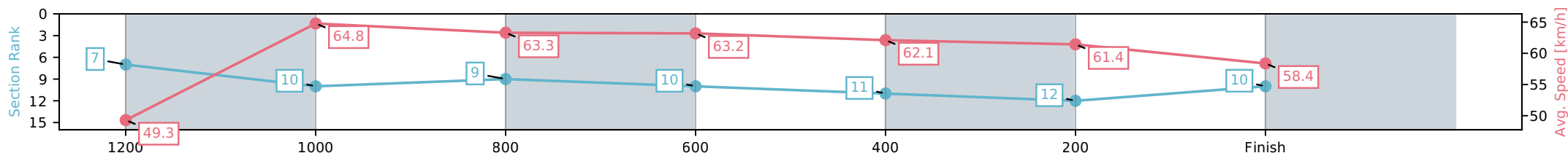
Race 6: SCHWEPPE'S T L COONEY - 1350m

20 June 2026 - 2:39PM

Track Rating: Soft 5, Weather: Fine, Rail Position: +1m Entire Circuit



| Section | L1350 | L1200 | L1000 | L800 | L600 | L400 | L200 |
|------------------------|----------------------|--------------------------|---------------------------|--------------------------|---------------------------|---------------------------|---------------------------|
| Section Times | 1:21.00 (0:11.23) | 1:09.77 [7] (0:11.14) | 0:58.62 [10] (0:11.38) | 0:47.24 [9] (0:11.37) | 0:35.87 [10] (0:11.61) | 0:24.26 [11] (0:11.80) | 0:12.46 [12] (0:12.46) |
| Average Speed [km/h] | 49.3 | 64.8 | 63.3 | 63.2 | 62.1 | 61.4 | 58.4 |
| Top Speed [km/h] | 63.5 | 66.0 | 64.8 | 64.3 | 63.0 | 62.3 | 59.8 |
| Avg. Dist. to Rail [m] | 3.5 | 2.2 | 0.6 | 0.6 | 0.3 | 3.0 | 5.6 |
| Avg. Stride Freq. [Hz] | 2.4 | 2.3 | 2.3 | 2.2 | 2.2 | 2.3 | 2.2 |
| Avg. Stride Length [m] | 6.4 | 7.9 | 8.0 | 8.0 | 7.8 | 7.6 | 7.5 |



- [] Ranking at each section and finish
- :-:- No data available at this section
- NA No data available

| | |
|--------------------------------|---------------------------|
| Horse/Jockey Name | Voodoo Lass/Chelsea Baker |
| Finish Rank | 11 |
| Fastest Section Time (Section) | 0:10.96 (1200-1000) |
| Top Speed [km/h] (Section) | 66.9 (1200-1000) |
| Race State | Finished |



Ipswich QLD --Professional-2026-06-20

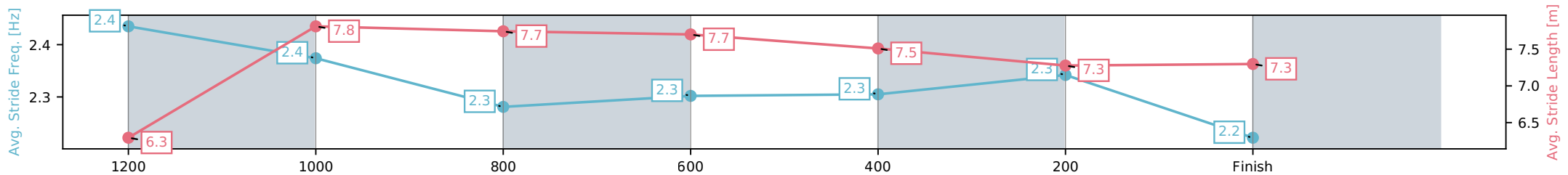
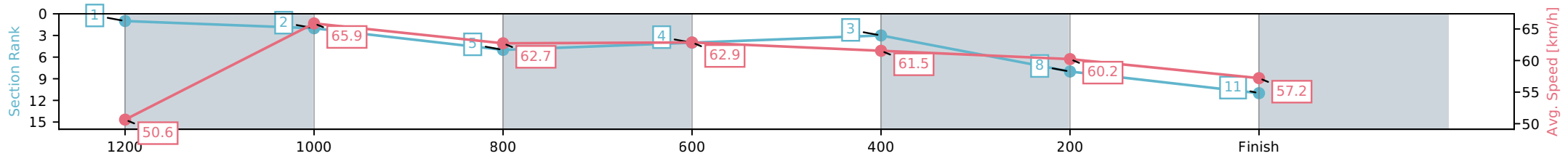
Race 6: SCHWEPPE'S T L COONEY - 1350m

20 June 2026 - 2:39PM

Track Rating: Soft 5, Weather: Fine, Rail Position: +1m Entire Circuit



| Section | L1350 | L1200 | L1000 | L800 | L600 | L400 | L200 |
|------------------------|----------------------|--------------------------|--------------------------|--------------------------|--------------------------|--------------------------|--------------------------|
| Section Times | 1:21.08 (0:10.92) | 1:10.16 [1] (0:10.96) | 0:59.20 [2] (0:11.47) | 0:47.73 [5] (0:11.39) | 0:36.34 [4] (0:11.64) | 0:24.70 [3] (0:11.96) | 0:12.74 [8] (0:12.74) |
| Average Speed [km/h] | 50.6 | 65.9 | 62.7 | 62.9 | 61.5 | 60.2 | 57.2 |
| Top Speed [km/h] | 65.4 | 66.9 | 63.9 | 63.8 | 62.2 | 61.9 | 59.0 |
| Avg. Dist. to Rail [m] | 8.3 | 3.2 | 0.4 | 1.4 | 1.2 | 1.7 | 3.5 |
| Avg. Stride Freq. [Hz] | 2.4 | 2.4 | 2.3 | 2.3 | 2.3 | 2.3 | 2.2 |
| Avg. Stride Length [m] | 6.3 | 7.8 | 7.7 | 7.7 | 7.5 | 7.3 | 7.3 |



- [] Ranking at each section and finish
- :-:- No data available at this section
- NA No data available

| | |
|--------------------------------|----------------------------|
| Horse/Jockey Name | Cyber City/Taylor Marshall |
| Finish Rank | 12 |
| Fastest Section Time (Section) | 0:10.78 (1200-1000) |
| Top Speed [km/h] (Section) | 67.5 (1200-1000) |
| Race State | Finished |



Ipswich QLD --Professional-2026-06-20

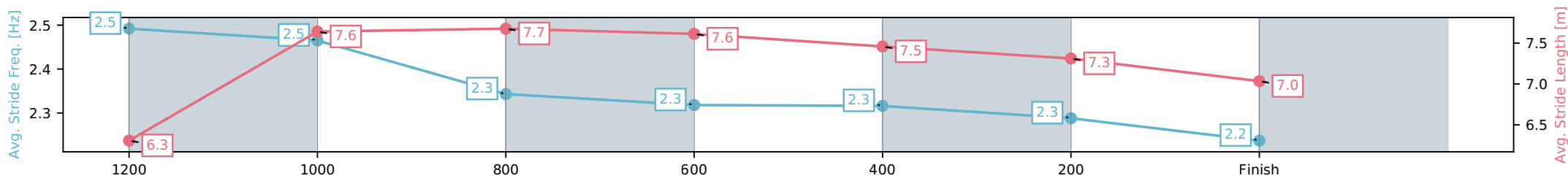
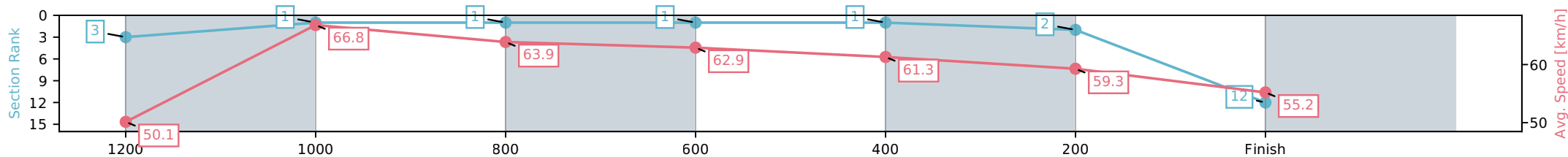
Race 6: SCHWEPPE T L COONEY - 1350m

20 June 2026 - 2:39PM

Track Rating: Soft 5, Weather: Fine, Rail Position: +1m Entire Circuit



| Section | L1350 | L1200 | L1000 | L800 | L600 | L400 | L200 |
|------------------------|----------------------|--------------------------|--------------------------|--------------------------|--------------------------|--------------------------|--------------------------|
| Section Times | 1:21.32 (0:11.07) | 1:10.25 [3] (0:10.78) | 0:59.47 [1] (0:11.23) | 0:48.24 [1] (0:11.35) | 0:36.89 [1] (0:11.65) | 0:25.25 [1] (0:12.07) | 0:13.17 [2] (0:13.17) |
| Average Speed [km/h] | 50.1 | 66.8 | 63.9 | 62.9 | 61.3 | 59.3 | 55.2 |
| Top Speed [km/h] | 66.4 | 67.5 | 64.8 | 64.4 | 61.9 | 60.5 | 58.0 |
| Avg. Dist. to Rail [m] | 5.5 | 2.1 | 1.5 | 2.1 | 2.1 | 1.2 | 0.8 |
| Avg. Stride Freq. [Hz] | 2.5 | 2.5 | 2.3 | 2.3 | 2.3 | 2.3 | 2.2 |
| Avg. Stride Length [m] | 6.3 | 7.6 | 7.7 | 7.6 | 7.5 | 7.3 | 7.0 |



- [] Ranking at each section and finish
- :-:- No data available at this section
- NA No data available

| | |
|--------------------------------|--------------------------|
| Horse/Jockey Name | I'm Nelson/Jace McMurray |
| Finish Rank | 13 |
| Fastest Section Time (Section) | 0:11.04 (1200-1000) |
| Top Speed [km/h] (Section) | 66.5 (1200-1000) |
| Race State | Finished |



Ipswich QLD --Professional-2026-06-20

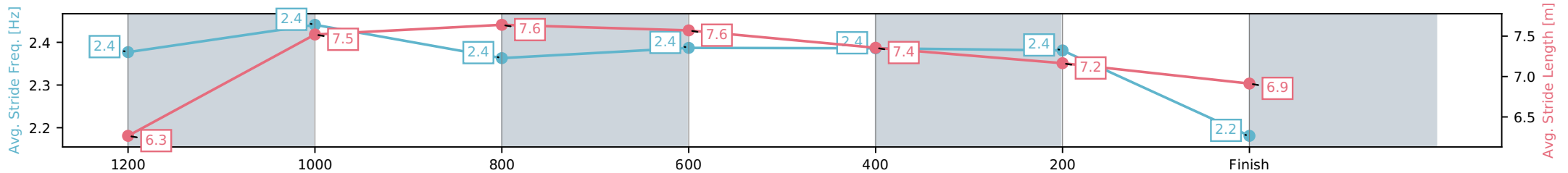
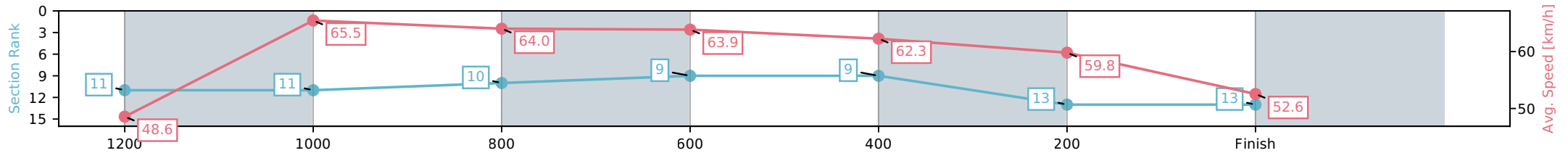
Race 6: SCHWEPPE'S T L COONEY - 1350m

20 June 2026 - 2:39PM

Track Rating: Soft 5, Weather: Fine, Rail Position: +1m Entire Circuit



| Section | L1350 | L1200 | L1000 | L800 | L600 | L400 | L200 |
|------------------------|----------------------|---------------------------|---------------------------|---------------------------|--------------------------|--------------------------|---------------------------|
| Section Times | 1:22.71 (0:11.43) | 1:11.28 [11] (0:11.04) | 1:00.24 [11] (0:11.29) | 0:48.95 [10] (0:11.30) | 0:37.65 [9] (0:11.63) | 0:26.02 [9] (0:12.19) | 0:13.84 [13] (0:13.84) |
| Average Speed [km/h] | 48.6 | 65.5 | 64.0 | 63.9 | 62.3 | 59.8 | 52.6 |
| Top Speed [km/h] | 62.8 | 66.5 | 65.2 | 64.6 | 62.9 | 62.8 | 56.3 |
| Avg. Dist. to Rail [m] | 11.9 | 4.7 | 1.9 | 0.6 | 1.1 | 4.0 | 4.3 |
| Avg. Stride Freq. [Hz] | 2.4 | 2.4 | 2.4 | 2.4 | 2.4 | 2.4 | 2.2 |
| Avg. Stride Length [m] | 6.3 | 7.5 | 7.6 | 7.6 | 7.4 | 7.2 | 6.9 |



- [] Ranking at each section and finish
- :-:- No data available at this section
- NA No data available

| | |
|--------------------------------|------------------------|
| Horse/Jockey Name | Power Reece/Emily Lang |
| Finish Rank | 14 |
| Fastest Section Time (Section) | 0:10.83 (1200-1000) |
| Top Speed [km/h] (Section) | 67.5 (1200-1000) |
| Race State | Finished |



Ipswich QLD --Professional-2026-06-20

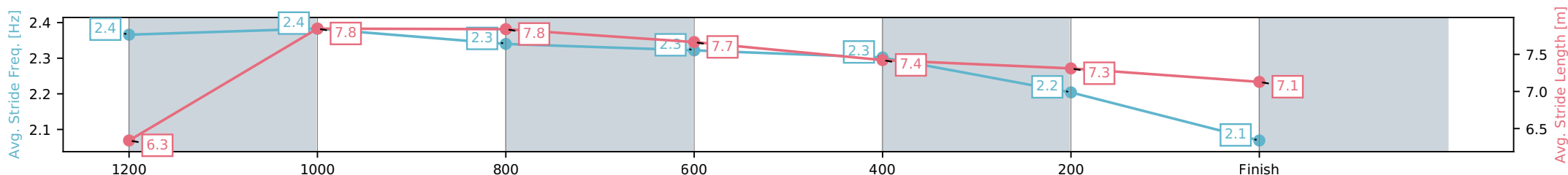
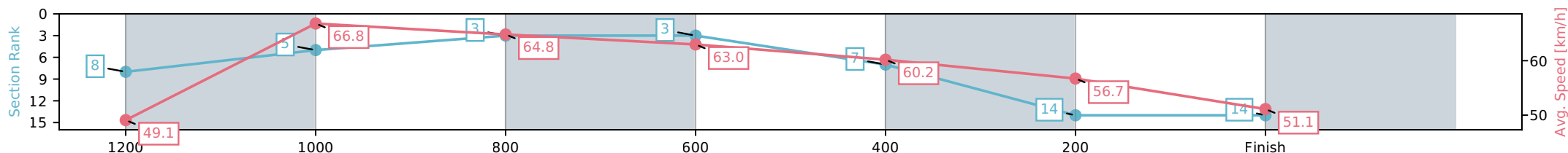
Race 6: SCHWEPPE'S T L COONEY - 1350m

20 June 2026 - 2:39PM

Track Rating: Soft 5, Weather: Fine, Rail Position: +1m Entire Circuit



| Section | L1350 | L1200 | L1000 | L800 | L600 | L400 | L200 |
|------------------------|----------------------|--------------------------|--------------------------|--------------------------|--------------------------|--------------------------|---------------------------|
| Section Times | 1:23.49 (0:11.26) | 1:12.23 [8] (0:10.83) | 1:01.40 [5] (0:11.14) | 0:50.26 [3] (0:11.43) | 0:38.84 [3] (0:11.93) | 0:26.91 [7] (0:12.70) | 0:14.20 [14] (0:14.20) |
| Average Speed [km/h] | 49.1 | 66.8 | 64.8 | 63.0 | 60.2 | 56.7 | 51.1 |
| Top Speed [km/h] | 65.2 | 67.5 | 66.4 | 64.0 | 61.7 | 58.4 | 55.6 |
| Avg. Dist. to Rail [m] | 9.8 | 5.6 | 1.4 | 0.4 | 0.4 | 0.9 | 0.5 |
| Avg. Stride Freq. [Hz] | 2.4 | 2.4 | 2.3 | 2.3 | 2.3 | 2.2 | 2.1 |
| Avg. Stride Length [m] | 6.3 | 7.8 | 7.8 | 7.7 | 7.4 | 7.3 | 7.1 |



- [] Ranking at each section and finish
- :-:- No data available at this section
- NA No data available



Ipswich QLD
 Race 7: TAB IPSWICH CUP - 2150m
 20 June 2026 - 3:18PM



Track Rating: Soft 5, Weather: Fine, Rail Position: +1m Entire Circuit

Field Times (Race Tempo) 2:13.65 (0:11.37) 2:02.28 (0:11.39) 1:50.89 (0:11.74) 1:39.15 (0:12.80) 1:26.35 (0:13.23) 1:13.12 (0:13.03) 1:00.09 (0:12.85) 0:47.24 (0:12.34)

| Rank | TAB# | Horse | Overall Time | First 400m | Top Speed km/h (Section) | L2150 | L2000 | L1800 | L1600 | L1400 | L1200 | L1000 | L800 |
|------|--------|---------------------|---------------|------------|--------------------------|--------------|--------------|--------------|--------------|--------------|--------------|--------------|--------------|
| | (BAR#) | Jockey | Margin (DT-W) | Last 600m | Fastest Section (Time) | Start - 2000 | 2000 - 1800 | 1800 - 1600 | 1600 - 1400 | 1400 - 1200 | 1200 - 1000 | 1000 - 800 | 800 - 600 |
| 1 | 12 | Kaluakoi | 2:13.65 | 0:25.58 | 64.6 (2000-1800) | 2:13.65 | 2:02.28 [1] | 1:50.89 [1] | 1:39.15 [1] | 1:26.35 [1] | 1:13.12 [1] | 1:00.09 [1] | 0:47.24 [1] |
| | (3) | Emily Lang | | 0:34.90 | 2000-1800 (0:11.39) | (0:11.37) | (0:11.39) | (0:11.74) | (0:12.80) | (0:13.23) | (0:13.03) | (0:12.84) | (0:12.34) |
| 2 | 3 | Encoder | 2:13.80 | 0:26.20 | 63.8 (200-0) | 2:13.80 | 2:02.07 [5] | 1:50.53 [6] | 1:38.65 [4] | 1:25.83 [4] | 1:12.68 [4] | 0:59.72 [4] | 0:46.91 [3] |
| | (1) | Boris Thornton | 0.9L (+13) | 0:34.62 | 200-0 (0:11.47) | (0:11.73) | (0:11.54) | (0:11.88) | (0:12.81) | (0:13.16) | (0:12.95) | (0:12.82) | (0:12.29) |
| 3 | 6 | Sun Worshipper | 2:14.05 | 0:26.51 | 64.1 (2000-1800) | 2:14.05 | 2:02.04 [9] | 1:50.47 [9] | 1:38.66 [7] | 1:25.89 [7] | 1:12.72 [6] | 0:59.67 [6] | 0:46.79 [7] |
| | (5) | Ron Stewart | 2.4L (+13) | 0:34.68 | 200-0 (0:11.39) | (0:12.01) | (0:11.57) | (0:11.82) | (0:12.76) | (0:13.18) | (0:13.05) | (0:12.87) | (0:12.11) |
| 4 | 11 | Speycaster | 2:14.25 | 0:26.07 | 63.4 (2000-1800) | 2:14.25 | 2:02.60 [3] | 1:51.11 [4] | 1:38.96 [5] | 1:26.16 [5] | 1:13.00 [5] | 1:00.00 [5] | 0:47.19 [5] |
| | (4) | Georgina Cartwright | 3.5L (+10) | 0:34.89 | 200-0 (0:11.29) | (0:11.65) | (0:11.49) | (0:12.15) | (0:12.80) | (0:13.16) | (0:13.00) | (0:12.81) | (0:12.30) |
| 5 | 4 | Belvedere Boys | 2:14.27 | 0:26.68 | 64.1 (2150 - 2000) | 2:14.27 | 2:01.98 [11] | 1:50.49 [11] | 1:38.70 [9] | 1:25.82 [9] | 1:12.66 [8] | 0:59.63 [9] | 0:46.83 [10] |
| | (12) | Jake Bayliss | 3.7L (+9) | 0:34.70 | 2000-1800 (0:11.49) | (0:12.29) | (0:11.49) | (0:11.79) | (0:12.88) | (0:13.16) | (0:13.03) | (0:12.80) | (0:12.13) |
| 6 | 8 | Zoology | 2:14.46 | 0:25.69 | 64.4 (2000-1800) | 2:14.46 | 2:02.96 [2] | 1:51.65 [2] | 1:39.66 [3] | 1:26.75 [3] | 1:13.40 [3] | 1:00.40 [3] | 0:47.54 [4] |
| | (6) | Chelsea Baker | 4.8L (+0) | 0:35.37 | 2000-1800 (0:11.30) | (0:11.50) | (0:11.30) | (0:11.99) | (0:12.91) | (0:13.35) | (0:13.00) | (0:12.86) | (0:12.17) |
| 7 | 10 | Prince Levi | 2:14.50 | 0:26.95 | 64.3 (400-200) | 2:14.50 | 2:02.16 [12] | 1:50.50 [12] | 1:38.56 [12] | 1:25.67 [12] | 1:12.57 [11] | 0:59.65 [11] | 0:46.88 [11] |
| | (9) | Mark Du Plessis | 5.0L (+6) | 0:34.76 | 600-400 (0:11.54) | (0:12.34) | (0:11.66) | (0:11.94) | (0:12.88) | (0:13.11) | (0:12.92) | (0:12.77) | (0:12.11) |
| 8 | 14 | Cavalry Man | 2:14.54 | 0:26.23 | 63.6 (400-200) | 2:14.54 | 2:02.82 [4] | 1:51.27 [5] | 1:39.16 [6] | 1:26.40 [6] | 1:12.99 [7] | 0:59.98 [7] | 0:47.39 [6] |
| | (10) | Robbie Dolan | 5.3L (+4) | 0:35.26 | 2000-1800 (0:11.55) | (0:11.72) | (0:11.55) | (0:12.11) | (0:12.77) | (0:13.40) | (0:13.02) | (0:12.59) | (0:12.12) |
| 9 | 15 | Connecticut | 2:14.55 | 0:26.68 | 63.2 (2000-1800) | 2:14.55 | 2:02.40 [10] | 1:50.85 [10] | 1:38.66 [11] | 1:25.73 [11] | 1:12.40 [12] | 0:59.55 [12] | 0:46.85 [12] |
| | (8) | Nozi Tomizawa | 5.3L (-2) | 0:34.79 | 400-200 (0:11.55) | (0:12.15) | (0:11.55) | (0:12.19) | (0:12.93) | (0:13.33) | (0:12.85) | (0:12.70) | (0:12.06) |
| 10 | 13 | The Drover | 2:14.60 | 0:25.72 | 65.8 (2000-1800) | 2:14.60 | 2:02.79 [7] | 1:51.70 [3] | 1:39.98 [2] | 1:27.19 [2] | 1:13.99 [2] | 1:00.97 [2] | 0:48.02 [2] |
| | (11) | Taylor Marshall | 5.6L (+0) | 0:35.69 | 2000-1800 (0:11.09) | (0:11.81) | (0:11.09) | (0:11.72) | (0:12.79) | (0:13.20) | (0:13.02) | (0:12.95) | (0:12.33) |

Scratched: Golden Path (#1), Viking Invasion (#7), Redstone Well (#9)

Report Created: Sat 20 June 2026

(Note: Races are conducted over an approximate distance as close as possible to the advertised distance, and recorded data may vary accordingly. Official times refer to race times only and do not include handicap times.)

[] Position in running at each section and finish
 TAB# Saddle cloth number
 --- No data available at this section
 BAR# Barrier/Gate Position
 NA No data available
 DNF Did not finish
 DNT Did not track
 DT-W Distance travelled compared to winner in metres

Fastest split
 Fastest section

data processed by TRIPLESDATA



Ipswich QLD
 Race 7: TAB IPSWICH CUP - 2150m
 20 June 2026 - 3:18PM



Track Rating: Soft 5, Weather: Fine, Rail Position: +1m Entire Circuit

Field Times (Race Tempo) 2:13.65 (0:11.37) 2:02.28 (0:11.39) 1:50.89 (0:11.74) 1:39.15 (0:12.80) 1:26.35 (0:13.23) 1:13.12 (0:13.03) 1:00.09 (0:12.85) 0:47.24 (0:12.34)

| Rank | TAB# | Horse | Overall Time | First 400m | Top Speed km/h (Section) | L2150 | L2000 | L1800 | L1600 | L1400 | L1200 | L1000 | L800 |
|------|--------|---------------|---------------|------------|--------------------------|--------------|-------------|-------------|--------------|--------------|--------------|--------------|-------------|
| | (BAR#) | Jockey | Margin (DT-W) | Last 600m | Fastest Section (Time) | Start - 2000 | 2000 - 1800 | 1800 - 1600 | 1600 - 1400 | 1400 - 1200 | 1200 - 1000 | 1000 - 800 | 800 - 600 |
| 11 | 5 | Tapildoodledo | 2:14.76 | 0:26.31 | 63.9 (2000-1800) | 2:14.76 | 2:03.01 [6] | 1:51.43 [7] | 1:39.29 [8] | 1:26.50 [8] | 1:13.12 [9] | 1:00.13 [8] | 0:47.36 [9] |
| | (2) | Rob Thorburn | 6.5L (-1) | 0:35.18 | 2000-1800 (0:11.58) | (0:11.75) | (0:11.58) | (0:12.14) | (0:12.80) | (0:13.38) | (0:12.99) | (0:12.78) | (0:12.17) |
| 12 | 2 | Miss Joelene | 2:14.94 | 0:26.44 | 64.1 (2000-1800) | 2:14.94 | 2:02.94 [8] | 1:51.49 [8] | 1:39.25 [10] | 1:26.43 [10] | 1:13.04 [10] | 1:00.17 [10] | 0:47.54 [8] |
| | (7) | Cejay Graham | 7.6L (+2) | 0:35.43 | 2000-1800 (0:11.44) | (0:12.00) | (0:11.44) | (0:12.24) | (0:12.83) | (0:13.39) | (0:12.87) | (0:12.62) | (0:12.11) |

Scratched: Golden Path (#1), Viking Invasion (#7), Redstone Well (#9)

Report Created: Sat 20 June 2026

(Note: Races are conducted over an approximate distance as close as possible to the advertised distance, and recorded data may vary accordingly. Official times refer to race times only and do not include handicap times.)

[] Position in running at each section and finish TAB# Saddle cloth number
 -:-:- No data available at this section BAR# Barrier/Gate Position
 NA No data available DNF Did not finish
 DNT Did not track DT-W Distance travelled compared to winner in metres

Fastest split
 Fastest section



Ipswich QLD
 Race 7: TAB IPSWICH CUP - 2150m
 20 June 2026 - 3:18PM



Track Rating: Soft 5, Weather: Fine, Rail Position: +1m Entire Circuit

Field Times 0:34.90 0:23.15 0:11.62
 (Race Tempo) (0:11.75) (0:11.53) (0:11.62)

| Rank | TAB# | Horse | Overall Time | First 400m | Top Speed km/h (Section) | L600 | L400 | L200 | | | | | |
|------|--------|---------------------|---------------|------------|--------------------------|--------------|--------------|--------------|--|--|--|--|--|
| | (BAR#) | Jockey | Margin (DT-W) | Last 600m | Fastest Section (Time) | 600 - 400 | 400 - 200 | 200 - Finish | | | | | |
| 1 | 12 | Kaluakoi | 2:13.65 | 0:25.58 | 64.6 (2000-1800) | 0:34.90 [1] | 0:23.15 [1] | 0:11.62 [1] | | | | | |
| | (3) | Emily Lang | | 0:34.90 | 2000-1800 (0:11.39) | (0:11.75) | (0:11.53) | (0:11.62) | | | | | |
| 2 | 3 | Encoder | 2:13.80 | 0:26.20 | 63.8 (200-0) | 0:34.62 [4] | 0:22.96 [4] | 0:11.47 [2] | | | | | |
| | (1) | Boris Thornton | 0.9L (+13) | 0:34.62 | 200-0 (0:11.47) | (0:11.66) | (0:11.49) | (0:11.47) | | | | | |
| 3 | 6 | Sun Worshipper | 2:14.05 | 0:26.51 | 64.1 (2000-1800) | 0:34.68 [7] | 0:22.88 [6] | 0:11.39 [5] | | | | | |
| | (5) | Ron Stewart | 2.4L (+13) | 0:34.68 | 200-0 (0:11.39) | (0:11.80) | (0:11.49) | (0:11.39) | | | | | |
| 4 | 11 | Speycaster | 2:14.25 | 0:26.07 | 63.4 (2000-1800) | 0:34.89 [6] | 0:23.03 [8] | 0:11.29 [10] | | | | | |
| | (4) | Georgina Cartwright | 3.5L (+10) | 0:34.89 | 200-0 (0:11.29) | (0:11.86) | (0:11.74) | (0:11.29) | | | | | |
| 5 | 4 | Belvedere Boys | 2:14.27 | 0:26.68 | 64.1 (2150 - 2000) | 0:34.70 [9] | 0:23.03 [9] | 0:11.53 [7] | | | | | |
| | (12) | Jake Bayliss | 3.7L (+9) | 0:34.70 | 2000-1800 (0:11.49) | (0:11.67) | (0:11.50) | (0:11.53) | | | | | |
| 6 | 8 | Zoology | 2:14.46 | 0:25.69 | 64.4 (2000-1800) | 0:35.37 [3] | 0:23.73 [2] | 0:11.97 [3] | | | | | |
| | (6) | Chelsea Baker | 4.8L (+0) | 0:35.37 | 2000-1800 (0:11.30) | (0:11.64) | (0:11.76) | (0:11.97) | | | | | |
| 7 | 10 | Prince Levi | 2:14.50 | 0:26.95 | 64.3 (400-200) | 0:34.77 [11] | 0:23.23 [10] | 0:11.58 [9] | | | | | |
| | (9) | Mark Du Plessis | 5.0L (+6) | 0:34.76 | 600-400 (0:11.54) | (0:11.54) | (0:11.64) | (0:11.58) | | | | | |
| 8 | 14 | Cavalry Man | 2:14.54 | 0:26.23 | 63.6 (400-200) | 0:35.26 [5] | 0:23.60 [5] | 0:11.89 [4] | | | | | |
| | (10) | Robbie Dolan | 5.3L (+4) | 0:35.26 | 2000-1800 (0:11.55) | (0:11.66) | (0:11.71) | (0:11.89) | | | | | |
| 9 | 15 | Connecticut | 2:14.55 | 0:26.68 | 63.2 (2000-1800) | 0:34.79 [12] | 0:23.11 [12] | 0:11.56 [12] | | | | | |
| | (8) | Nozi Tomizawa | 5.3L (-2) | 0:34.79 | 400-200 (0:11.55) | (0:11.68) | (0:11.55) | (0:11.56) | | | | | |
| 10 | 13 | The Drover | 2:14.60 | 0:25.72 | 65.8 (2000-1800) | 0:35.69 [2] | 0:23.86 [3] | 0:11.92 [6] | | | | | |
| | (11) | Taylor Marshall | 5.6L (+0) | 0:35.69 | 2000-1800 (0:11.09) | (0:11.83) | (0:11.94) | (0:11.92) | | | | | |

Scratched: Golden Path (#1), Viking Invasion (#7), Redstone Well (#9)

Report Created: Sat 20 June 2026

(Note: Races are conducted over an approximate distance as close as possible to the advertised distance, and recorded data may vary accordingly. Official times refer to race times only and do not include handicap times.)

- [] Position in running at each section and finish TAB# Saddle cloth number
- :-:- No data available at this section BAR# Barrier/Gate Position
- NA No data available DNF Did not finish
- DNT Did not track DT-W Distance travelled compared to winner in metres

- Fastest split
- Fastest section



Ipswich QLD
 Race 7: TAB IPSWICH CUP - 2150m
 20 June 2026 - 3:18PM



Track Rating: Soft 5, Weather: Fine, Rail Position: +1m Entire Circuit

Field Times 0:34.90 0:23.15 0:11.62
 (Race Tempo) (0:11.75) (0:11.53) (0:11.62)

| Rank | TAB# | Horse | Overall Time | First 400m | Top Speed km/h (Section) | L600 | L400 | L200 | | | | | |
|------|--------|---------------|---------------|------------|--------------------------|-------------|--------------|--------------|--|--|--|--|--|
| | (BAR#) | Jockey | Margin (DT-W) | Last 600m | Fastest Section (Time) | 600 - 400 | 400 - 200 | 200 - Finish | | | | | |
| 11 | 5 | Tapildoodledo | 2:14.76 | 0:26.31 | 63.9 (2000-1800) | 0:35.19 [9] | 0:23.48 [11] | 0:11.78 [11] | | | | | |
| | (2) | Rob Thorburn | 6.5L (-1) | 0:35.18 | 2000-1800 (0:11.58) | (0:11.70) | (0:11.70) | (0:11.78) | | | | | |
| 12 | 2 | Miss Joelene | 2:14.94 | 0:26.44 | 64.1 (2000-1800) | 0:35.43 [8] | 0:23.77 [7] | 0:12.05 [8] | | | | | |
| | (7) | Cejay Graham | 7.6L (+2) | 0:35.43 | 2000-1800 (0:11.44) | (0:11.66) | (0:11.72) | (0:12.05) | | | | | |

Scratched: Golden Path (#1), Viking Invasion (#7), Redstone Well (#9)

Report Created: Sat 20 June 2026

(Note: Races are conducted over an approximate distance as close as possible to the advertised distance, and recorded data may vary accordingly. Official times refer to race times only and do not include handicap times.)

[] Position in running at each section and finish TAB# Saddle cloth number

:-:-- No data available at this section

NA No data available

DNT Did not track

BAR# Barrier/Gate Position

DNF Did not finish

DT-W Distance travelled compared to winner in metres

Fastest split

Fastest section

| | |
|--------------------------------|---------------------|
| Horse/Jockey Name | Kaluakoi/Emily Lang |
| Finish Rank | 1 |
| Fastest Section Time (Section) | 0:11.39 (2000-1800) |
| Top Speed [km/h] (Section) | 64.6 (2000-1800) |
| Race State | Finished |



Ipswich QLD --Professional-2026-06-20

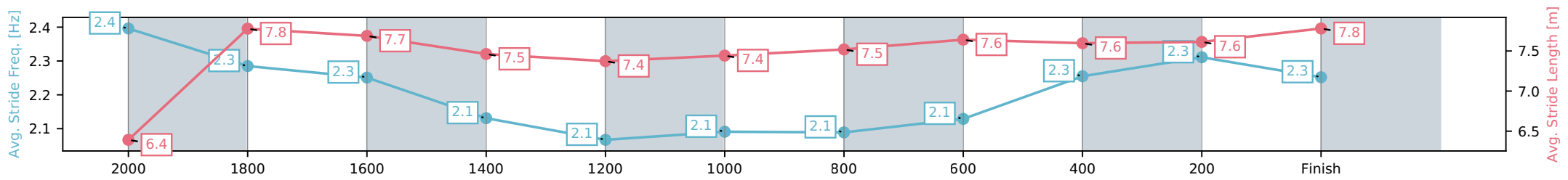
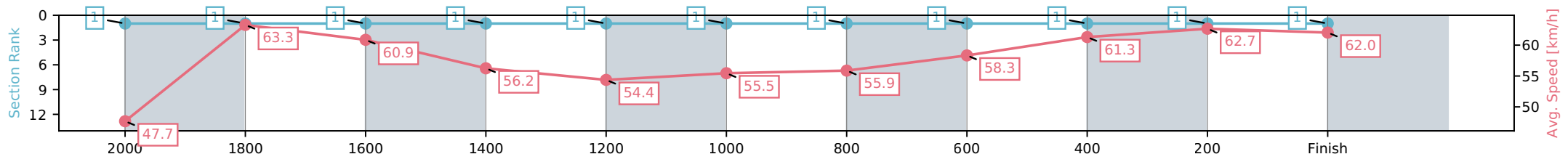
Race 7: TAB IPSWICH CUP - 2150m

20 June 2026 - 3:18PM

Track Rating: Soft 5, Weather: Fine, Rail Position: +1m Entire Circuit



| Section | L2150 | L2000 | L1800 | L1600 | L1400 | L1200 | L1000 | L800 | L600 | L400 | L200 |
|------------------------|----------------------|--------------------------|--------------------------|--------------------------|--------------------------|--------------------------|--------------------------|--------------------------|--------------------------|--------------------------|--------------------------|
| Section Times | 2:13.65 (0:11.37) | 2:02.28 [1] (0:11.39) | 1:50.89 [1] (0:11.74) | 1:39.15 [1] (0:12.80) | 1:26.35 [1] (0:13.23) | 1:13.12 [1] (0:13.03) | 1:00.09 [1] (0:12.84) | 0:47.24 [1] (0:12.34) | 0:34.90 [1] (0:11.75) | 0:23.15 [1] (0:11.53) | 0:11.62 [1] (0:11.62) |
| Average Speed [km/h] | 47.7 | 63.3 | 60.9 | 56.2 | 54.4 | 55.5 | 55.9 | 58.3 | 61.3 | 62.7 | 62.0 |
| Top Speed [km/h] | 63.3 | 64.6 | 64.4 | 58.1 | 55.2 | 56.3 | 56.9 | 59.7 | 63.1 | 63.4 | 62.9 |
| Avg. Dist. to Rail [m] | 5.6 | 0.7 | 0.9 | 0.2 | 0.3 | 0.8 | 0.7 | 0.1 | 0.4 | 1.4 | 1.2 |
| Avg. Stride Freq. [Hz] | 2.4 | 2.3 | 2.3 | 2.1 | 2.1 | 2.1 | 2.1 | 2.1 | 2.3 | 2.3 | 2.3 |
| Avg. Stride Length [m] | 6.4 | 7.8 | 7.7 | 7.5 | 7.4 | 7.4 | 7.5 | 7.6 | 7.6 | 7.6 | 7.8 |



[] Ranking at each section and finish
 -:-:- No data available at this section
 NA No data available

| | |
|--------------------------------|------------------------|
| Horse/Jockey Name | Encoder/Boris Thornton |
| Finish Rank | 2 |
| Fastest Section Time (Section) | 0:11.47 (200-0) |
| Top Speed [km/h] (Section) | 63.8 (200-0) |
| Race State | Finished |



Ipswich QLD --Professional-2026-06-20

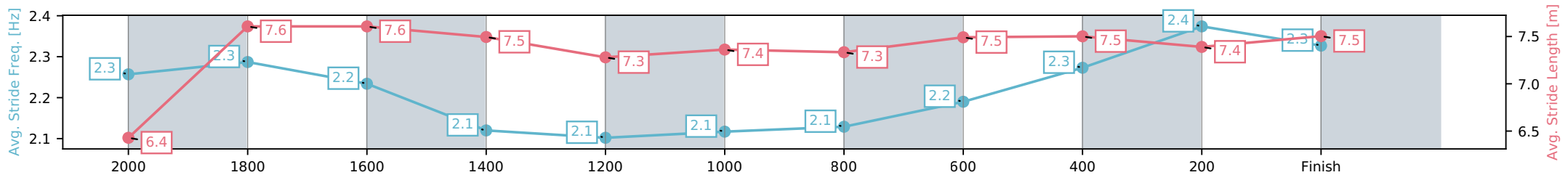
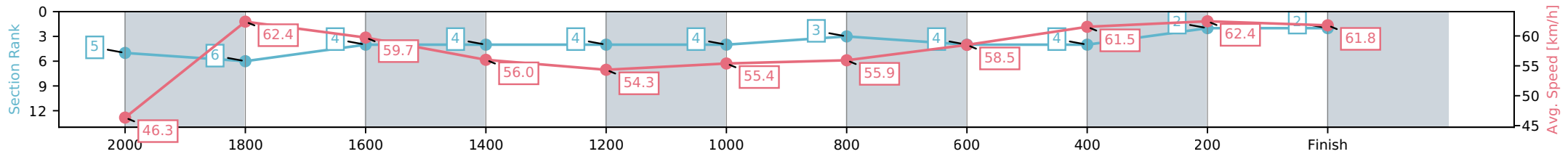
Race 7: TAB IPSWICH CUP - 2150m

20 June 2026 - 3:18PM

Track Rating: Soft 5, Weather: Fine, Rail Position: +1m Entire Circuit



| Section | L2150 | L2000 | L1800 | L1600 | L1400 | L1200 | L1000 | L800 | L600 | L400 | L200 |
|------------------------|----------------------|--------------------------|--------------------------|--------------------------|--------------------------|--------------------------|--------------------------|--------------------------|--------------------------|--------------------------|--------------------------|
| Section Times | 2:13.80 (0:11.73) | 2:02.07 [5] (0:11.54) | 1:50.53 [6] (0:11.88) | 1:38.65 [4] (0:12.81) | 1:25.83 [4] (0:13.16) | 1:12.68 [4] (0:12.95) | 0:59.72 [4] (0:12.82) | 0:46.91 [3] (0:12.29) | 0:34.62 [4] (0:11.66) | 0:22.96 [4] (0:11.49) | 0:11.47 [2] (0:11.47) |
| Average Speed [km/h] | 46.3 | 62.4 | 59.7 | 56.0 | 54.3 | 55.4 | 55.9 | 58.5 | 61.5 | 62.4 | 61.8 |
| Top Speed [km/h] | 59.3 | 63.8 | 62.2 | 57.2 | 55.1 | 55.6 | 58.0 | 59.6 | 63.6 | 63.7 | 63.8 |
| Avg. Dist. to Rail [m] | 2.7 | 0.6 | 1.8 | 1.2 | 1.6 | 0.9 | 1.4 | 0.5 | 0.7 | 0.8 | 1.1 |
| Avg. Stride Freq. [Hz] | 2.3 | 2.3 | 2.2 | 2.1 | 2.1 | 2.1 | 2.1 | 2.2 | 2.3 | 2.4 | 2.3 |
| Avg. Stride Length [m] | 6.4 | 7.6 | 7.6 | 7.5 | 7.3 | 7.4 | 7.3 | 7.5 | 7.5 | 7.4 | 7.5 |



[] Ranking at each section and finish
 -:-:- No data available at this section
 NA No data available

| | |
|--------------------------------|----------------------------|
| Horse/Jockey Name | Sun Worshipper/Ron Stewart |
| Finish Rank | 3 |
| Fastest Section Time (Section) | 0:11.39 (200-0) |
| Top Speed [km/h] (Section) | 64.1 (2000-1800) |
| Race State | Finished |



Ipswich QLD --Professional-2026-06-20

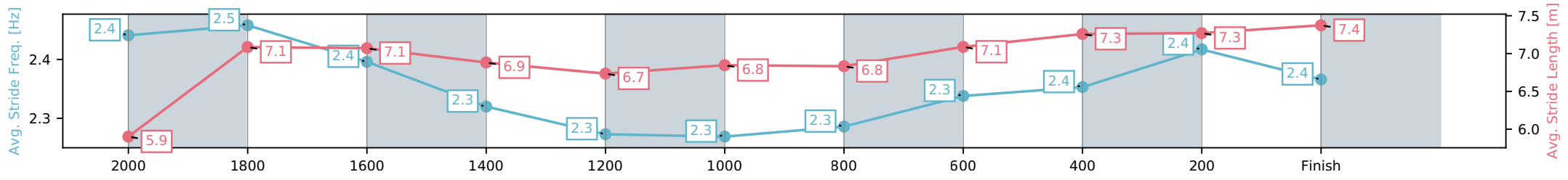
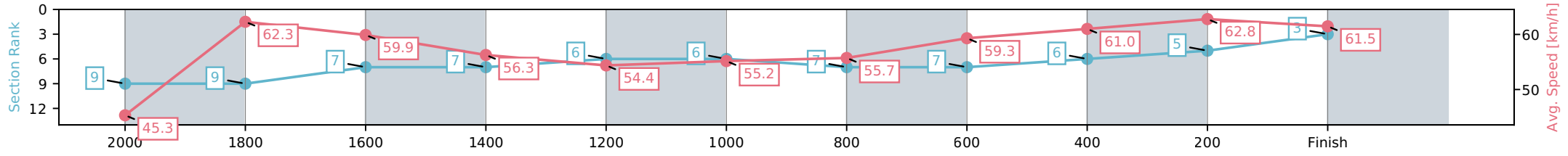
Race 7: TAB IPSWICH CUP - 2150m

20 June 2026 - 3:18PM

Track Rating: Soft 5, Weather: Fine, Rail Position: +1m Entire Circuit



| Section | L2150 | L2000 | L1800 | L1600 | L1400 | L1200 | L1000 | L800 | L600 | L400 | L200 |
|------------------------|----------------------|--------------------------|--------------------------|--------------------------|--------------------------|--------------------------|--------------------------|--------------------------|--------------------------|--------------------------|--------------------------|
| Section Times | 2:14.05 (0:12.01) | 2:02.04 [9] (0:11.57) | 1:50.47 [9] (0:11.82) | 1:38.66 [7] (0:12.76) | 1:25.89 [7] (0:13.18) | 1:12.72 [6] (0:13.05) | 0:59.67 [6] (0:12.87) | 0:46.79 [7] (0:12.11) | 0:34.68 [7] (0:11.80) | 0:22.88 [6] (0:11.49) | 0:11.39 [5] (0:11.39) |
| Average Speed [km/h] | 45.3 | 62.3 | 59.9 | 56.3 | 54.4 | 55.2 | 55.7 | 59.3 | 61.0 | 62.8 | 61.5 |
| Top Speed [km/h] | 60.4 | 64.1 | 62.3 | 59.0 | 55.2 | 55.6 | 56.9 | 60.2 | 62.0 | 63.7 | 63.6 |
| Avg. Dist. to Rail [m] | 5.9 | 1.1 | 2.4 | 1.4 | 1.2 | 0.2 | 1.2 | 0.5 | 0.2 | 1.0 | 3.6 |
| Avg. Stride Freq. [Hz] | 2.4 | 2.5 | 2.4 | 2.3 | 2.3 | 2.3 | 2.3 | 2.3 | 2.4 | 2.4 | 2.4 |
| Avg. Stride Length [m] | 5.9 | 7.1 | 7.1 | 6.9 | 6.7 | 6.8 | 6.8 | 7.1 | 7.3 | 7.3 | 7.4 |



[] Ranking at each section and finish
 -.-.- No data available at this section
 NA No data available

| | |
|--------------------------------|--------------------------------|
| Horse/Jockey Name | Speycaster/Georgina Cartwright |
| Finish Rank | 4 |
| Fastest Section Time (Section) | 0:11.29 (200-0) |
| Top Speed [km/h] (Section) | 63.4 (2000-1800) |
| Race State | Finished |



Ipswich QLD --Professional-2026-06-20

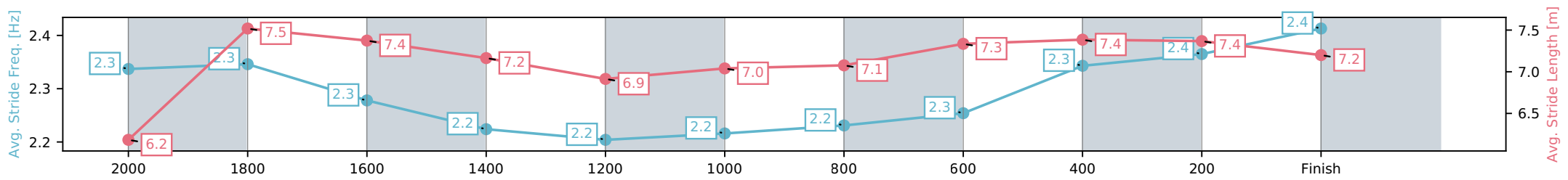
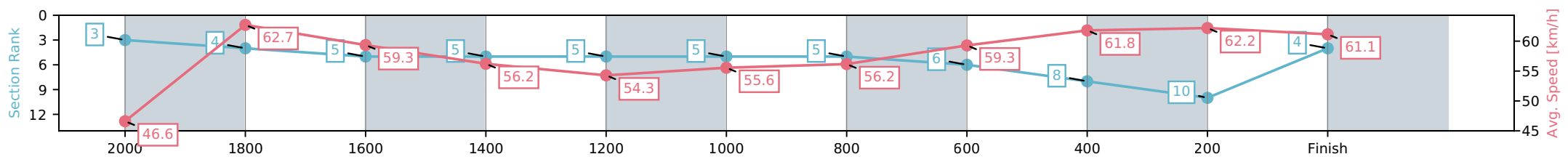
Race 7: TAB IPSWICH CUP - 2150m

20 June 2026 - 3:18PM

Track Rating: Soft 5, Weather: Fine, Rail Position: +1m Entire Circuit



| Section | L2150 | L2000 | L1800 | L1600 | L1400 | L1200 | L1000 | L800 | L600 | L400 | L200 |
|------------------------|----------------------|--------------------------|--------------------------|--------------------------|--------------------------|--------------------------|--------------------------|--------------------------|--------------------------|--------------------------|---------------------------|
| Section Times | 2:14.25 (0:11.65) | 2:02.60 [3] (0:11.49) | 1:51.11 [4] (0:12.15) | 1:38.96 [5] (0:12.80) | 1:26.16 [5] (0:13.16) | 1:13.00 [5] (0:13.00) | 1:00.00 [5] (0:12.81) | 0:47.19 [5] (0:12.30) | 0:34.89 [6] (0:11.86) | 0:23.03 [8] (0:11.74) | 0:11.29 [10] (0:11.29) |
| Average Speed [km/h] | 46.6 | 62.7 | 59.3 | 56.2 | 54.3 | 55.6 | 56.2 | 59.3 | 61.8 | 62.2 | 61.1 |
| Top Speed [km/h] | 62.4 | 63.4 | 61.8 | 57.8 | 55.3 | 56.2 | 56.7 | 60.4 | 62.8 | 62.9 | 62.7 |
| Avg. Dist. to Rail [m] | 6.6 | 1.8 | 0.6 | 1.3 | 2.0 | 0.9 | 0.6 | 3.3 | 4.3 | 3.7 | 3.4 |
| Avg. Stride Freq. [Hz] | 2.3 | 2.3 | 2.3 | 2.2 | 2.2 | 2.2 | 2.2 | 2.3 | 2.3 | 2.4 | 2.4 |
| Avg. Stride Length [m] | 6.2 | 7.5 | 7.4 | 7.2 | 6.9 | 7.0 | 7.1 | 7.3 | 7.4 | 7.4 | 7.2 |



[] Ranking at each section and finish
 -:-:- No data available at this section
 NA No data available

| | |
|--------------------------------|-----------------------------|
| Horse/Jockey Name | Belvedere Boys/Jake Bayliss |
| Finish Rank | 5 |
| Fastest Section Time (Section) | 0:11.49 (2000-1800) |
| Top Speed [km/h] (Section) | 64.1 (2150 - 2000) |
| Race State | Finished |



Ipswich QLD --Professional-2026-06-20

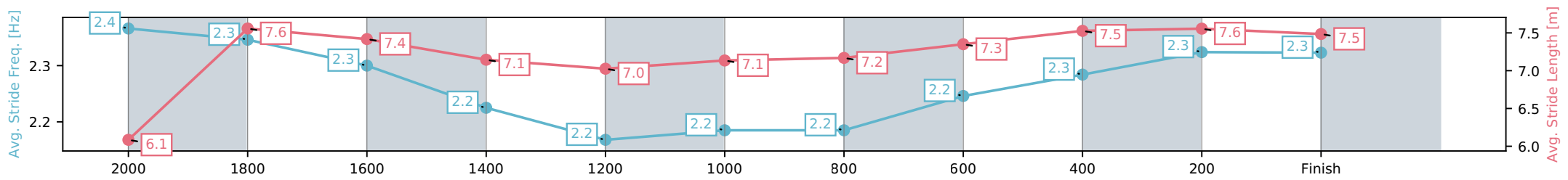
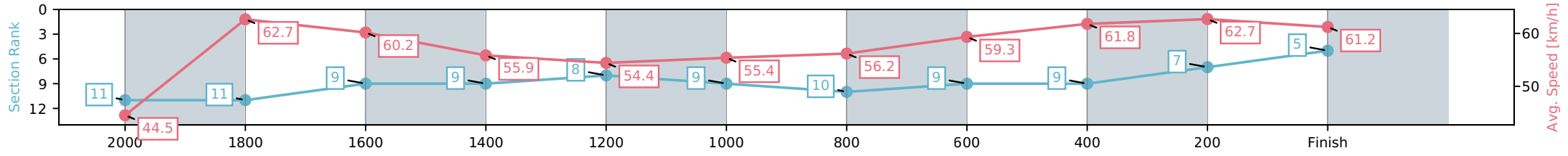
Race 7: TAB IPSWICH CUP - 2150m

20 June 2026 - 3:18PM

Track Rating: Soft 5, Weather: Fine, Rail Position: +1m Entire Circuit



| Section | L2150 | L2000 | L1800 | L1600 | L1400 | L1200 | L1000 | L800 | L600 | L400 | L200 |
|------------------------|----------------------|---------------------------|---------------------------|--------------------------|--------------------------|--------------------------|--------------------------|---------------------------|--------------------------|--------------------------|--------------------------|
| Section Times | 2:14.27 (0:12.29) | 2:01.98 [11] (0:11.49) | 1:50.49 [11] (0:11.79) | 1:38.70 [9] (0:12.88) | 1:25.82 [9] (0:13.16) | 1:12.66 [8] (0:13.03) | 0:59.63 [9] (0:12.80) | 0:46.83 [10] (0:12.13) | 0:34.70 [9] (0:11.67) | 0:23.03 [9] (0:11.50) | 0:11.53 [7] (0:11.53) |
| Average Speed [km/h] | 44.5 | 62.7 | 60.2 | 55.9 | 54.4 | 55.4 | 56.2 | 59.3 | 61.8 | 62.7 | 61.2 |
| Top Speed [km/h] | 64.1 | 64.1 | 62.4 | 58.4 | 55.6 | 56.1 | 57.0 | 60.3 | 62.5 | 63.5 | 63.2 |
| Avg. Dist. to Rail [m] | 7.6 | 1.2 | 2.0 | 1.2 | 0.9 | 0.5 | 0.6 | 0.4 | 0.3 | 0.5 | 0.8 |
| Avg. Stride Freq. [Hz] | 2.4 | 2.3 | 2.3 | 2.2 | 2.2 | 2.2 | 2.2 | 2.2 | 2.3 | 2.3 | 2.3 |
| Avg. Stride Length [m] | 6.1 | 7.6 | 7.4 | 7.1 | 7.0 | 7.1 | 7.2 | 7.3 | 7.5 | 7.6 | 7.5 |



[] Ranking at each section and finish
 -.-.- No data available at this section
 NA No data available

| | |
|--------------------------------|-----------------------|
| Horse/Jockey Name | Zoology/Chelsea Baker |
| Finish Rank | 6 |
| Fastest Section Time (Section) | 0:11.30 (2000-1800) |
| Top Speed [km/h] (Section) | 64.4 (2000-1800) |
| Race State | Finished |



Ipswich QLD --Professional-2026-06-20

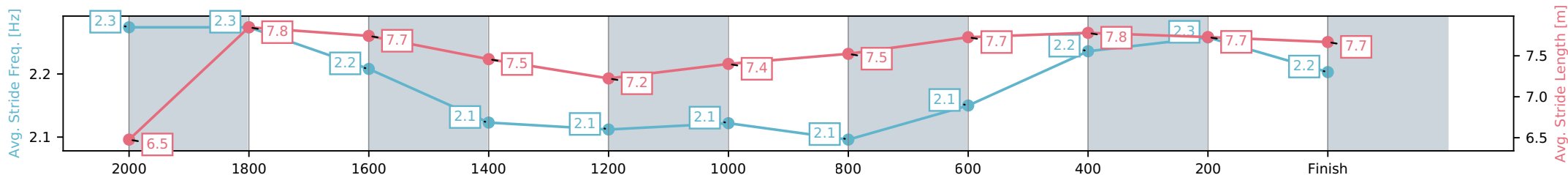
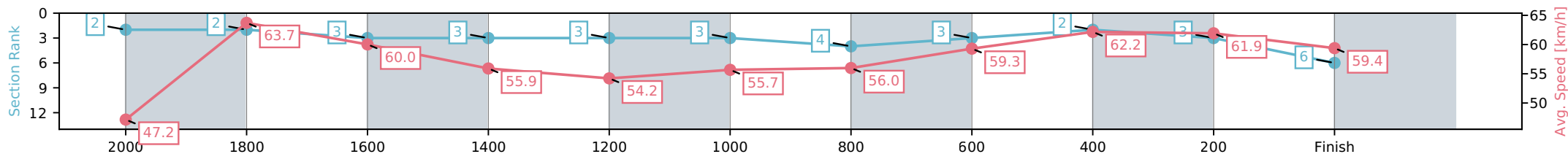
Race 7: TAB IPSWICH CUP - 2150m

20 June 2026 - 3:18PM

Track Rating: Soft 5, Weather: Fine, Rail Position: +1m Entire Circuit



| Section | L2150 | L2000 | L1800 | L1600 | L1400 | L1200 | L1000 | L800 | L600 | L400 | L200 |
|------------------------|----------------------|--------------------------|--------------------------|--------------------------|--------------------------|--------------------------|--------------------------|--------------------------|--------------------------|--------------------------|--------------------------|
| Section Times | 2:14.46 (0:11.50) | 2:02.96 [2] (0:11.30) | 1:51.65 [2] (0:11.99) | 1:39.66 [3] (0:12.91) | 1:26.75 [3] (0:13.35) | 1:13.40 [3] (0:13.00) | 1:00.40 [3] (0:12.86) | 0:47.54 [4] (0:12.17) | 0:35.37 [3] (0:11.64) | 0:23.73 [2] (0:11.76) | 0:11.97 [3] (0:11.97) |
| Average Speed [km/h] | 47.2 | 63.7 | 60.0 | 55.9 | 54.2 | 55.7 | 56.0 | 59.3 | 62.2 | 61.9 | 59.4 |
| Top Speed [km/h] | 62.9 | 64.4 | 63.2 | 57.3 | 55.4 | 56.6 | 57.0 | 60.4 | 62.8 | 62.9 | 61.6 |
| Avg. Dist. to Rail [m] | 8.7 | 2.2 | 0.4 | 1.2 | 1.1 | 1.6 | 0.6 | 0.9 | 1.4 | 3.2 | 3.9 |
| Avg. Stride Freq. [Hz] | 2.3 | 2.3 | 2.2 | 2.1 | 2.1 | 2.1 | 2.1 | 2.1 | 2.2 | 2.3 | 2.2 |
| Avg. Stride Length [m] | 6.5 | 7.8 | 7.7 | 7.5 | 7.2 | 7.4 | 7.5 | 7.7 | 7.8 | 7.7 | 7.7 |



- [] Ranking at each section and finish
- :-:- No data available at this section
- NA No data available

| | |
|--------------------------------|-----------------------------|
| Horse/Jockey Name | Prince Levi/Mark Du Plessis |
| Finish Rank | 7 |
| Fastest Section Time (Section) | 0:11.54 (600-400) |
| Top Speed [km/h] (Section) | 64.3 (400-200) |
| Race State | Finished |



Ipswich QLD --Professional-2026-06-20

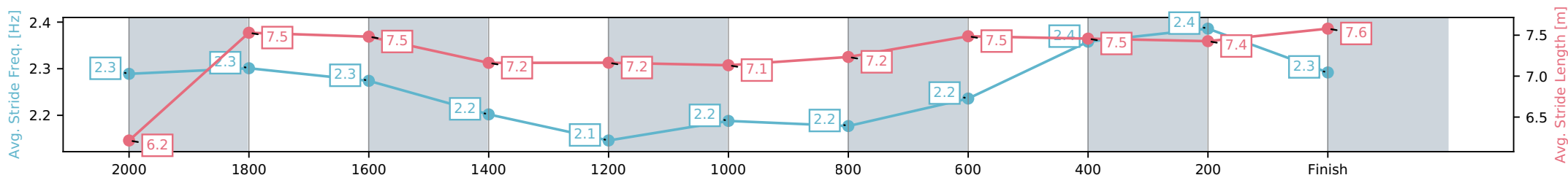
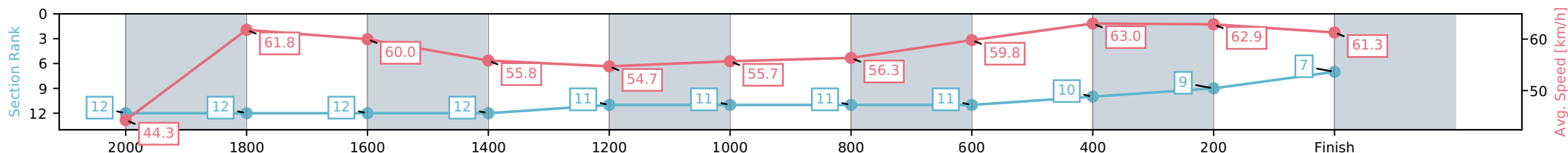
Race 7: TAB IPSWICH CUP - 2150m

20 June 2026 - 3:18PM

Track Rating: Soft 5, Weather: Fine, Rail Position: +1m Entire Circuit



| Section | L2150 | L2000 | L1800 | L1600 | L1400 | L1200 | L1000 | L800 | L600 | L400 | L200 |
|------------------------|----------------------|---------------------------|---------------------------|---------------------------|---------------------------|---------------------------|---------------------------|---------------------------|---------------------------|---------------------------|--------------------------|
| Section Times | 2:14.50 (0:12.34) | 2:02.16 [12] (0:11.66) | 1:50.50 [12] (0:11.94) | 1:38.56 [12] (0:12.88) | 1:25.67 [12] (0:13.11) | 1:12.57 [11] (0:12.92) | 0:59.65 [11] (0:12.77) | 0:46.88 [11] (0:12.11) | 0:34.77 [11] (0:11.54) | 0:23.23 [10] (0:11.64) | 0:11.58 [9] (0:11.58) |
| Average Speed [km/h] | 44.3 | 61.8 | 60.0 | 55.8 | 54.7 | 55.7 | 56.3 | 59.8 | 63.0 | 62.9 | 61.3 |
| Top Speed [km/h] | 61.7 | 62.2 | 61.5 | 57.3 | 55.3 | 56.5 | 58.4 | 60.7 | 64.2 | 64.3 | 63.4 |
| Avg. Dist. to Rail [m] | 9.5 | 1.0 | 0.8 | 0.4 | 0.7 | 0.3 | 0.4 | 1.5 | 2.6 | 5.3 | 6.9 |
| Avg. Stride Freq. [Hz] | 2.3 | 2.3 | 2.3 | 2.2 | 2.1 | 2.2 | 2.2 | 2.2 | 2.4 | 2.4 | 2.3 |
| Avg. Stride Length [m] | 6.2 | 7.5 | 7.5 | 7.2 | 7.2 | 7.1 | 7.2 | 7.5 | 7.5 | 7.4 | 7.6 |



- [] Ranking at each section and finish
- :-:- No data available at this section
- NA No data available

| | |
|--------------------------------|--------------------------|
| Horse/Jockey Name | Cavalry Man/Robbie Dolan |
| Finish Rank | 8 |
| Fastest Section Time (Section) | 0:11.55 (2000-1800) |
| Top Speed [km/h] (Section) | 63.6 (400-200) |
| Race State | Finished |



Ipswich QLD --Professional-2026-06-20

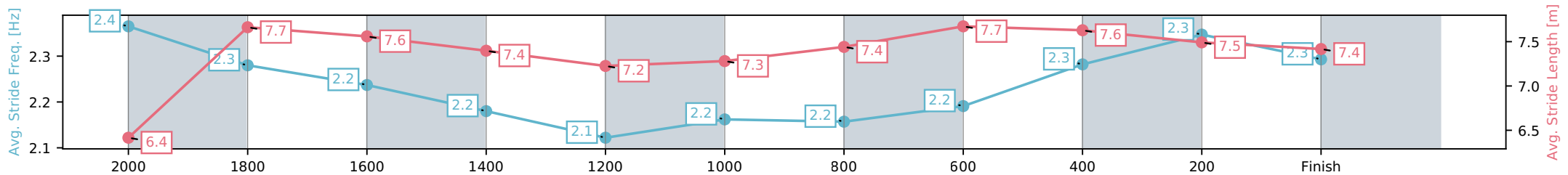
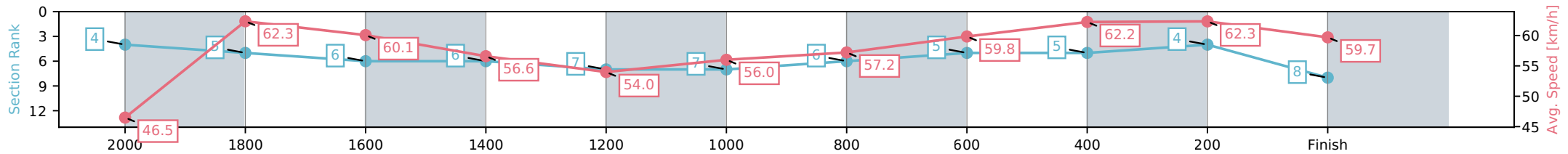
Race 7: TAB IPSWICH CUP - 2150m

20 June 2026 - 3:18PM

Track Rating: Soft 5, Weather: Fine, Rail Position: +1m Entire Circuit



| Section | L2150 | L2000 | L1800 | L1600 | L1400 | L1200 | L1000 | L800 | L600 | L400 | L200 |
|------------------------|----------------------|--------------------------|--------------------------|--------------------------|--------------------------|--------------------------|--------------------------|--------------------------|--------------------------|--------------------------|--------------------------|
| Section Times | 2:14.54 (0:11.72) | 2:02.82 [4] (0:11.55) | 1:51.27 [5] (0:12.11) | 1:39.16 [6] (0:12.77) | 1:26.40 [6] (0:13.40) | 1:12.99 [7] (0:13.02) | 0:59.98 [7] (0:12.59) | 0:47.39 [6] (0:12.12) | 0:35.26 [5] (0:11.66) | 0:23.60 [5] (0:11.71) | 0:11.89 [4] (0:11.89) |
| Average Speed [km/h] | 46.5 | 62.3 | 60.1 | 56.6 | 54.0 | 56.0 | 57.2 | 59.8 | 62.2 | 62.3 | 59.7 |
| Top Speed [km/h] | 62.6 | 63.5 | 61.5 | 58.9 | 54.7 | 56.6 | 58.3 | 60.4 | 63.3 | 63.6 | 61.6 |
| Avg. Dist. to Rail [m] | 12.1 | 2.2 | 1.3 | 1.7 | 1.6 | 2.3 | 1.0 | 1.8 | 1.9 | 4.3 | 5.0 |
| Avg. Stride Freq. [Hz] | 2.4 | 2.3 | 2.2 | 2.2 | 2.1 | 2.2 | 2.2 | 2.2 | 2.3 | 2.3 | 2.3 |
| Avg. Stride Length [m] | 6.4 | 7.7 | 7.6 | 7.4 | 7.2 | 7.3 | 7.4 | 7.7 | 7.6 | 7.5 | 7.4 |



- [] Ranking at each section and finish
- :-:- No data available at this section
- NA No data available

| | |
|--------------------------------|---------------------------|
| Horse/Jockey Name | Connecticut/Nozi Tomizawa |
| Finish Rank | 9 |
| Fastest Section Time (Section) | 0:11.55 (400-200) |
| Top Speed [km/h] (Section) | 63.2 (2000-1800) |
| Race State | Finished |



Ipswich QLD --Professional-2026-06-20

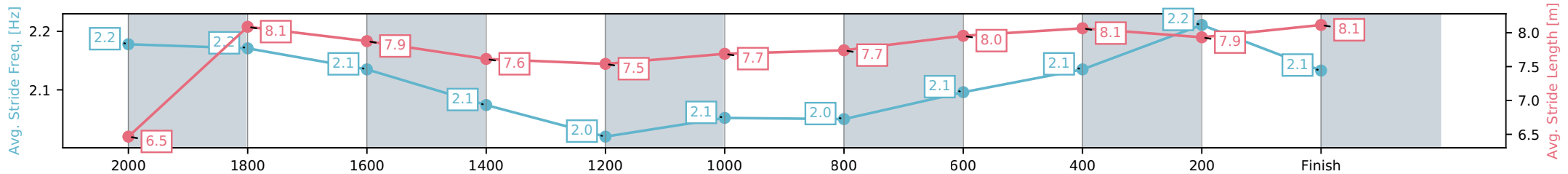
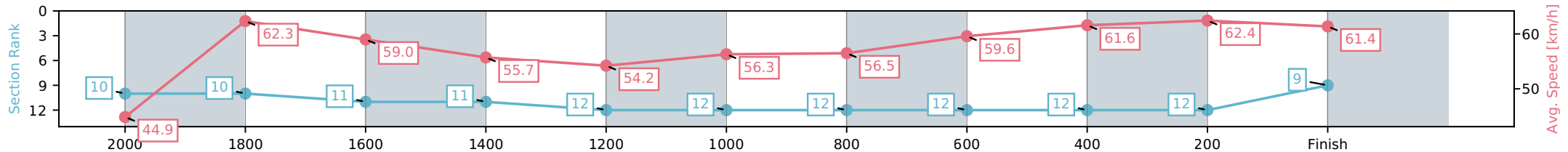
Race 7: TAB IPSWICH CUP - 2150m

20 June 2026 - 3:18PM

Track Rating: Soft 5, Weather: Fine, Rail Position: +1m Entire Circuit



| Section | L2150 | L2000 | L1800 | L1600 | L1400 | L1200 | L1000 | L800 | L600 | L400 | L200 |
|------------------------|----------------------|---------------------------|---------------------------|---------------------------|---------------------------|---------------------------|---------------------------|---------------------------|---------------------------|---------------------------|---------------------------|
| Section Times | 2:14.55 (0:12.15) | 2:02.40 [10] (0:11.55) | 1:50.85 [10] (0:12.19) | 1:38.66 [11] (0:12.93) | 1:25.73 [11] (0:13.33) | 1:12.40 [12] (0:12.85) | 0:59.55 [12] (0:12.70) | 0:46.85 [12] (0:12.06) | 0:34.79 [12] (0:11.68) | 0:23.11 [12] (0:11.55) | 0:11.56 [12] (0:11.56) |
| Average Speed [km/h] | 44.9 | 62.3 | 59.0 | 55.7 | 54.2 | 56.3 | 56.5 | 59.6 | 61.6 | 62.4 | 61.4 |
| Top Speed [km/h] | 62.0 | 63.2 | 61.6 | 56.9 | 54.9 | 57.6 | 57.8 | 60.6 | 62.3 | 62.9 | 62.2 |
| Avg. Dist. to Rail [m] | 8.2 | 0.6 | 0.5 | 0.8 | 1.0 | 0.8 | 0.9 | 0.3 | 0.4 | 0.9 | 0.5 |
| Avg. Stride Freq. [Hz] | 2.2 | 2.2 | 2.1 | 2.1 | 2.0 | 2.1 | 2.0 | 2.1 | 2.1 | 2.2 | 2.1 |
| Avg. Stride Length [m] | 6.5 | 8.1 | 7.9 | 7.6 | 7.5 | 7.7 | 7.7 | 8.0 | 8.1 | 7.9 | 8.1 |



- [] Ranking at each section and finish
- :-:- No data available at this section
- NA No data available

| | |
|--------------------------------|----------------------------|
| Horse/Jockey Name | The Drover/Taylor Marshall |
| Finish Rank | 10 |
| Fastest Section Time (Section) | 0:11.09 (2000-1800) |
| Top Speed [km/h] (Section) | 65.8 (2000-1800) |
| Race State | Finished |



Ipswich QLD --Professional-2026-06-20

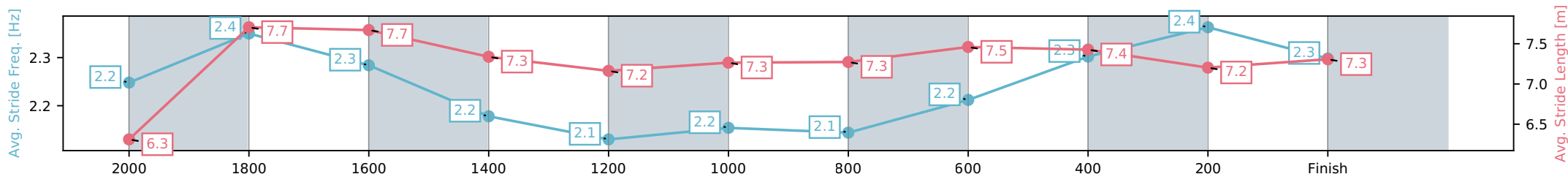
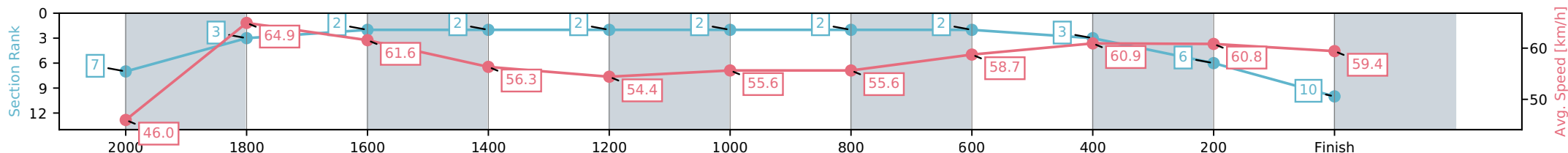
Race 7: TAB IPSWICH CUP - 2150m

20 June 2026 - 3:18PM

Track Rating: Soft 5, Weather: Fine, Rail Position: +1m Entire Circuit



| Section | L2150 | L2000 | L1800 | L1600 | L1400 | L1200 | L1000 | L800 | L600 | L400 | L200 |
|------------------------|----------------------|--------------------------|--------------------------|--------------------------|--------------------------|--------------------------|--------------------------|--------------------------|--------------------------|--------------------------|--------------------------|
| Section Times | 2:14.60 (0:11.81) | 2:02.79 [7] (0:11.09) | 1:51.70 [3] (0:11.72) | 1:39.98 [2] (0:12.79) | 1:27.19 [2] (0:13.20) | 1:13.99 [2] (0:13.02) | 1:00.97 [2] (0:12.95) | 0:48.02 [2] (0:12.33) | 0:35.69 [2] (0:11.83) | 0:23.86 [3] (0:11.94) | 0:11.92 [6] (0:11.92) |
| Average Speed [km/h] | 46.0 | 64.9 | 61.6 | 56.3 | 54.4 | 55.6 | 55.6 | 58.7 | 60.9 | 60.8 | 59.4 |
| Top Speed [km/h] | 63.4 | 65.8 | 65.1 | 58.3 | 55.7 | 56.0 | 57.3 | 59.6 | 61.6 | 61.8 | 60.3 |
| Avg. Dist. to Rail [m] | 13.5 | 6.0 | 0.8 | 0.3 | 0.4 | 1.4 | 0.6 | 1.3 | 0.7 | 2.0 | 1.2 |
| Avg. Stride Freq. [Hz] | 2.2 | 2.4 | 2.3 | 2.2 | 2.1 | 2.2 | 2.1 | 2.2 | 2.3 | 2.4 | 2.3 |
| Avg. Stride Length [m] | 6.3 | 7.7 | 7.7 | 7.3 | 7.2 | 7.3 | 7.3 | 7.5 | 7.4 | 7.2 | 7.3 |



- [] Ranking at each section and finish
- :-:- No data available at this section
- NA No data available

| | |
|--------------------------------|----------------------------|
| Horse/Jockey Name | Tapildoodledo/Rob Thorburn |
| Finish Rank | 11 |
| Fastest Section Time (Section) | 0:11.58 (2000-1800) |
| Top Speed [km/h] (Section) | 63.9 (2000-1800) |
| Race State | Finished |



Ipswich QLD --Professional-2026-06-20

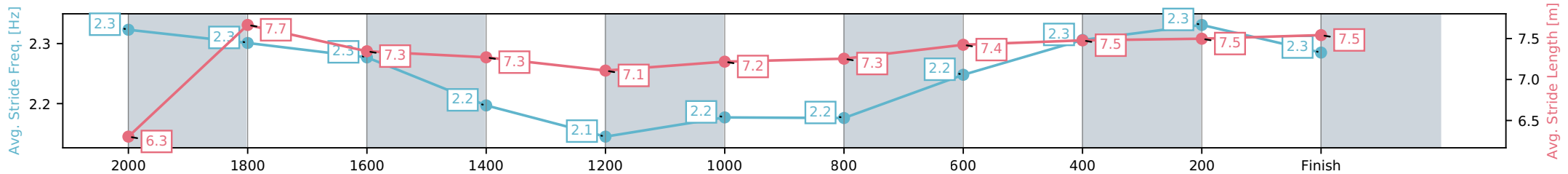
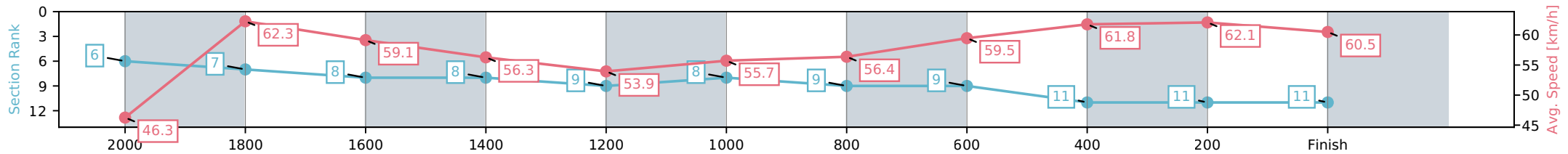
Race 7: TAB IPSWICH CUP - 2150m

20 June 2026 - 3:18PM

Track Rating: Soft 5, Weather: Fine, Rail Position: +1m Entire Circuit



| Section | L2150 | L2000 | L1800 | L1600 | L1400 | L1200 | L1000 | L800 | L600 | L400 | L200 |
|------------------------|----------------------|--------------------------|--------------------------|--------------------------|--------------------------|--------------------------|--------------------------|--------------------------|--------------------------|---------------------------|---------------------------|
| Section Times | 2:14.76 (0:11.75) | 2:03.01 [6] (0:11.58) | 1:51.43 [7] (0:12.14) | 1:39.29 [8] (0:12.80) | 1:26.50 [8] (0:13.38) | 1:13.12 [9] (0:12.99) | 1:00.13 [8] (0:12.78) | 0:47.36 [9] (0:12.17) | 0:35.19 [9] (0:11.70) | 0:23.48 [11] (0:11.70) | 0:11.78 [11] (0:11.78) |
| Average Speed [km/h] | 46.3 | 62.3 | 59.1 | 56.3 | 53.9 | 55.7 | 56.4 | 59.5 | 61.8 | 62.1 | 60.5 |
| Top Speed [km/h] | 63.1 | 63.9 | 60.5 | 58.8 | 54.8 | 56.8 | 58.0 | 60.5 | 62.8 | 63.2 | 62.9 |
| Avg. Dist. to Rail [m] | 4.6 | 0.5 | 0.4 | 0.3 | 0.4 | 1.4 | 0.4 | 1.3 | 1.2 | 3.1 | 3.5 |
| Avg. Stride Freq. [Hz] | 2.3 | 2.3 | 2.3 | 2.2 | 2.1 | 2.2 | 2.2 | 2.2 | 2.2 | 2.3 | 2.3 |
| Avg. Stride Length [m] | 6.3 | 7.7 | 7.3 | 7.3 | 7.1 | 7.2 | 7.3 | 7.4 | 7.5 | 7.5 | 7.5 |



- [] Ranking at each section and finish
- .-.- No data available at this section
- NA No data available

| | |
|--------------------------------|---------------------------|
| Horse/Jockey Name | Miss Joelene/Cejay Graham |
| Finish Rank | 12 |
| Fastest Section Time (Section) | 0:11.44 (2000-1800) |
| Top Speed [km/h] (Section) | 64.1 (2000-1800) |
| Race State | Finished |



Ipswich QLD --Professional-2026-06-20

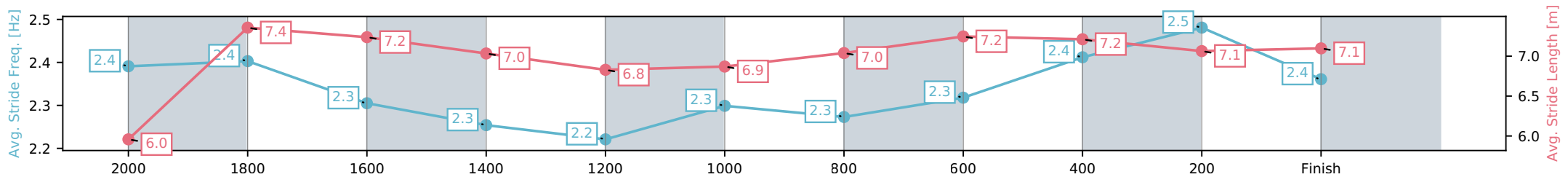
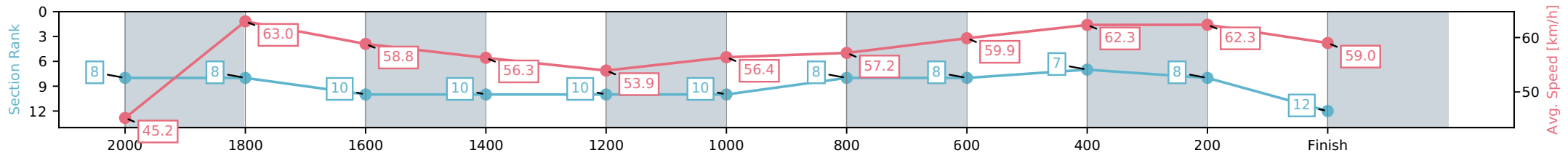
Race 7: TAB IPSWICH CUP - 2150m

20 June 2026 - 3:18PM

Track Rating: Soft 5, Weather: Fine, Rail Position: +1m Entire Circuit



| Section | L2150 | L2000 | L1800 | L1600 | L1400 | L1200 | L1000 | L800 | L600 | L400 | L200 |
|------------------------|----------------------|--------------------------|--------------------------|---------------------------|---------------------------|---------------------------|---------------------------|--------------------------|--------------------------|--------------------------|--------------------------|
| Section Times | 2:14.94 (0:12.00) | 2:02.94 [8] (0:11.44) | 1:51.49 [8] (0:12.24) | 1:39.25 [10] (0:12.83) | 1:26.43 [10] (0:13.39) | 1:13.04 [10] (0:12.87) | 1:00.17 [10] (0:12.62) | 0:47.54 [8] (0:12.11) | 0:35.43 [8] (0:11.66) | 0:23.77 [7] (0:11.72) | 0:12.05 [8] (0:12.05) |
| Average Speed [km/h] | 45.2 | 63.0 | 58.8 | 56.3 | 53.9 | 56.4 | 57.2 | 59.9 | 62.3 | 62.3 | 59.0 |
| Top Speed [km/h] | 62.7 | 64.1 | 60.4 | 57.8 | 54.8 | 57.0 | 59.1 | 60.6 | 63.4 | 63.6 | 61.3 |
| Avg. Dist. to Rail [m] | 9.0 | 0.5 | 0.5 | 0.9 | 0.8 | 1.9 | 1.3 | 1.8 | 2.2 | 4.6 | 5.0 |
| Avg. Stride Freq. [Hz] | 2.4 | 2.4 | 2.3 | 2.3 | 2.2 | 2.3 | 2.3 | 2.3 | 2.4 | 2.5 | 2.4 |
| Avg. Stride Length [m] | 6.0 | 7.4 | 7.2 | 7.0 | 6.8 | 6.9 | 7.0 | 7.2 | 7.2 | 7.1 | 7.1 |



- [] Ranking at each section and finish
- :-:- No data available at this section
- NA No data available



Ipswich QLD
 Race 8: BARRIER REEF POOLS EYE LINER STAKES - 1350m
 20 June 2026 - 3:54PM



Track Rating: Soft 5, Weather: Fine, Rail Position: +1m Entire Circuit

Field Times (Race Tempo) 1:19.77 1:08.83 0:58.01 0:47.09 0:35.81 0:24.04 0:12.07
 (0:10.94) (0:10.82) (0:10.92) (0:11.27) (0:11.77) (0:11.97) (0:12.07)

| Rank | TAB# | Horse | Overall Time | First 400m | Top Speed km/h (Section) | L1350 | L1200 | L1000 | L800 | L600 | L400 | L200 |
|------|--------|--------------------|---------------|------------|--------------------------|--------------|--------------|--------------|--------------|--------------|--------------|--------------|
| | (BAR#) | Jockey | Margin (DT-W) | Last 600m | Fastest Section (Time) | Start - 1200 | 1200 - 1000 | 1000 - 800 | 800 - 600 | 600 - 400 | 400 - 200 | 200 - Finish |
| 1 | 16 | Soothsayer | 1:19.77 | 0:25.76 | 67.2 (1000-800) | 1:19.77 | 1:08.08 [15] | 0:56.76 [16] | 0:45.71 [15] | 0:34.52 [15] | 0:22.98 [15] | 0:11.55 [10] |
| | (14) | Daniel Moor | | 0:34.51 | 1000-800 (0:11.05) | (0:11.69) | (0:11.32) | (0:11.05) | (0:11.19) | (0:11.54) | (0:11.42) | (0:11.56) |
| 2 | 20 | La Roja | 1:19.83 | 0:25.28 | 66.0 (1200-1000) | 1:19.83 | 1:08.38 [11] | 0:57.34 [11] | 0:46.04 [12] | 0:34.86 [11] | 0:23.31 [11] | 0:11.56 [12] |
| | (11) | Kyle Wilson-Taylor | 1.0L (-1) | 0:34.84 | 1200-1000 (0:11.04) | (0:11.45) | (0:11.04) | (0:11.30) | (0:11.18) | (0:11.55) | (0:11.74) | (0:11.57) |
| 3 | 14 | Esjay | 1:19.88 | 0:24.98 | 68.0 (1200-1000) | 1:19.88 | 1:08.56 [9] | 0:57.65 [8] | 0:46.38 [8] | 0:35.23 [6] | 0:23.64 [6] | 0:12.00 [4] |
| | (16) | Justin P Stanley | 1.9L (+1) | 0:35.22 | 1200-1000 (0:10.91) | (0:11.32) | (0:10.91) | (0:11.27) | (0:11.15) | (0:11.59) | (0:11.63) | (0:12.01) |
| 4 | 8 | Melody Again | 1:20.00 | 0:25.69 | 66.1 (1200-1000) | 1:20.00 | 1:08.26 [15] | 0:57.14 [13] | 0:45.94 [14] | 0:34.75 [13] | 0:23.36 [13] | 0:11.69 [12] |
| | (3) | Martin Harley | 1.3L (+12) | 0:34.75 | 1200-1000 (0:11.13) | (0:11.74) | (0:11.13) | (0:11.20) | (0:11.19) | (0:11.38) | (0:11.68) | (0:11.69) |
| 5 | 17 | John Rambo | 1:20.11 | 0:25.37 | 65.5 (1000-800) | 1:20.11 | 1:08.58 [13] | 0:57.50 [12] | 0:46.32 [11] | 0:35.10 [12] | 0:23.53 [12] | 0:11.86 [11] |
| | (2) | Cejay Graham | 5.8L (+13) | 0:35.11 | 1200-1000 (0:11.08) | (0:11.53) | (0:11.08) | (0:11.18) | (0:11.22) | (0:11.57) | (0:11.67) | (0:11.86) |
| 6 | 15 | Restonica | 1:20.15 | 0:24.47 | 68.0 (1200-1000) | 1:20.15 | 1:09.22 [1] | 0:58.39 [1] | 0:47.44 [2] | 0:36.13 [2] | 0:24.39 [2] | 0:12.46 [1] |
| | (15) | Mark Du Plessis | 6.4L (+10) | 0:36.13 | 1200-1000 (0:10.83) | (0:10.93) | (0:10.83) | (0:10.95) | (0:11.31) | (0:11.74) | (0:11.93) | (0:12.46) |
| 7 | 12 | Dance To The Boom | 1:20.16 | 0:24.94 | 67.2 (1000-800) | 1:20.16 | 1:08.97 [6] | 0:57.91 [9] | 0:46.85 [6] | 0:35.48 [8] | 0:23.76 [8] | 0:12.03 [5] |
| | (4) | Jake Bayliss | 6.6L (+18) | 0:35.48 | 1200-1000 (0:11.06) | (0:11.19) | (0:11.06) | (0:11.06) | (0:11.37) | (0:11.72) | (0:11.72) | (0:12.04) |
| 8 | 13 | Sha Of Gomer | 1:20.19 | 0:25.22 | 66.8 (1000-800) | 1:20.19 | 1:08.85 [10] | 0:57.70 [10] | 0:46.61 [9] | 0:35.31 [10] | 0:23.68 [10] | 0:12.05 [8] |
| | (7) | Anthony Allen | 7.1L (+12) | 0:35.30 | 1000-800 (0:11.09) | (0:11.34) | (0:11.15) | (0:11.09) | (0:11.30) | (0:11.63) | (0:11.63) | (0:12.05) |
| 9 | 9 | Boomtown Boss | 1:20.37 | 0:25.37 | 67.2 (1000-800) | 1:20.37 | 1:09.26 [4] | 0:58.36 [6] | 0:47.22 [5] | 0:36.21 [3] | 0:24.27 [3] | 0:12.51 [3] |
| | (13) | Ben Thompson | 10.2L (+7) | 0:35.40 | 1200-1000 (0:10.90) | (0:11.11) | (0:10.90) | (0:11.14) | (0:11.01) | (0:11.94) | (0:11.76) | (0:12.51) |
| 10 | 2 | Cifrado | 1:20.50 | 0:25.48 | 65.5 (1200-1000) | 1:20.50 | 1:09.01 [11] | 0:57.81 [12] | 0:46.58 [12] | 0:35.46 [12] | 0:23.87 [12] | 0:12.14 [14] |
| | (8) | Boris Thornton | 4.3L (+2) | 0:35.46 | 800-600 (0:11.11) | (0:11.49) | (0:11.20) | (0:11.23) | (0:11.11) | (0:11.59) | (0:11.73) | (0:12.14) |

Scratched: Payline (#4), Zou Sensation (#5), Cote Atlantique (#7), Midnight Dynamite (#11)

Report Created: Sat 20 June 2026

(Note: Races are conducted over an approximate distance as close as possible to the advertised distance, and recorded data may vary accordingly. Official times refer to race times only and do not include handicap times.)

[] Position in running at each section and finish TAB# Saddle cloth number
 -:-:- No data available at this section BAR# Barrier/Gate Position
 NA No data available DNF Did not finish
 DNT Did not track DT-W Distance travelled compared to winner in metres

Fastest split
 Fastest section

data processed by TRIPLESDATA



Ipswich QLD
 Race 8: BARRIER REEF POOLS EYE LINER STAKES - 1350m
 20 June 2026 - 3:54PM



Track Rating: Soft 5, Weather: Fine, Rail Position: +1m Entire Circuit

Field Times (Race Tempo) 1:19.77 (0:10.94) 1:08.83 (0:10.82) 0:58.01 (0:10.92) 0:47.09 (0:11.27) 0:35.81 (0:11.77) 0:24.04 (0:11.97) 0:12.07 (0:12.07)

| Rank | TAB# | Horse | Overall Time | First 400m | Top Speed km/h (Section) | L1350 | L1200 | L1000 | L800 | L600 | L400 | L200 | |
|------|--------|-----------------|---------------|------------|--------------------------|--------------|--------------|--------------|--------------|--------------|--------------|--------------|--|
| | (BAR#) | Jockey | Margin (DT-W) | Last 600m | Fastest Section (Time) | Start - 1200 | 1200 - 1000 | 1000 - 800 | 800 - 600 | 600 - 400 | 400 - 200 | 200 - Finish | |
| 11 | 3 | Bosustow | 1:20.51 | 0:24.78 | 69.5 (1200-1000) | 1:20.51 | 1:09.28 [7] | 0:58.55 [5] | 0:47.15 [7] | 0:35.85 [7] | 0:24.10 [9] | 0:12.33 [9] | |
| | (6) | Robbie Dolan | 12.5L (+1) | 0:35.84 | 1200-1000 (0:10.73) | (0:11.23) | (0:10.73) | (0:11.40) | (0:11.30) | (0:11.75) | (0:11.76) | (0:12.34) | |
| 12 | 10 | Metalart | 1:20.54 | 0:25.75 | 65.6 (1000-800) | 1:20.54 | 1:08.90 [13] | 0:57.61 [14] | 0:46.41 [15] | 0:35.23 [15] | 0:23.72 [15] | 0:12.10 [15] | |
| | (12) | Taylor Marshall | 4.5L (+2) | 0:35.23 | 800-600 (0:11.18) | (0:11.64) | (0:11.28) | (0:11.20) | (0:11.18) | (0:11.51) | (0:11.62) | (0:12.10) | |
| 13 | 6 | Rockribbed | 1:20.96 | 0:24.46 | 68.3 (1200-1000) | 1:20.96 | 1:09.88 [2] | 0:59.20 [2] | 0:48.28 [1] | 0:37.00 [1] | 0:25.23 [1] | 0:13.13 [2] | |
| | (10) | Jace McMurray | 7.0L (+13) | 0:37.00 | 1200-1000 (0:10.69) | (0:11.08) | (0:10.69) | (0:10.92) | (0:11.27) | (0:11.77) | (0:12.10) | (0:13.13) | |
| 14 | 18 | Redford | 1:20.98 | 0:25.02 | 66.8 (1200-1000) | 1:20.98 | 1:09.74 [8] | 0:58.76 [7] | 0:47.39 [10] | 0:36.22 [9] | 0:24.59 [7] | 0:12.86 [5] | |
| | (5) | Ron Stewart | 20.5L (+1) | 0:36.22 | 1200-1000 (0:10.98) | (0:11.24) | (0:10.98) | (0:11.37) | (0:11.17) | (0:11.63) | (0:11.73) | (0:12.86) | |
| 15 | 1 | Regal Zeus | 1:20.99 | 0:24.45 | 68.7 (1200-1000) | 1:20.99 | 1:09.88 [3] | 0:59.22 [3] | 0:48.07 [3] | 0:36.67 [4] | 0:24.86 [4] | 0:12.86 [5] | |
| | (1) | Michael Rodd | 20.6L (+10) | 0:36.66 | 1200-1000 (0:10.66) | (0:11.11) | (0:10.66) | (0:11.15) | (0:11.40) | (0:11.81) | (0:11.99) | (0:12.87) | |
| 16 | 19 | Castillian | 1:21.07 | 0:24.63 | 68.1 (1200-1000) | 1:21.07 | 1:09.93 [5] | 0:59.21 [4] | 0:48.02 [4] | 0:36.72 [5] | 0:24.87 [5] | 0:12.75 [13] | |
| | (9) | Emily Lang | 22.0L (+5) | 0:36.71 | 1200-1000 (0:10.72) | (0:11.14) | (0:10.72) | (0:11.19) | (0:11.30) | (0:11.85) | (0:12.11) | (0:12.76) | |

Scratched: Payline (#4), Zou Sensation (#5), Cote Atlantique (#7), Midnight Dynamite (#11)

Report Created: Sat 20 June 2026

(Note: Races are conducted over an approximate distance as close as possible to the advertised distance, and recorded data may vary accordingly. Official times refer to race times only and do not include handicap times.)

[] Position in running at each section and finish TAB# Saddle cloth number

-:-:- No data available at this section

NA No data available

DNT Did not track

BAR# Barrier/Gate Position

DNF Did not finish

DT-W Distance travelled compared to winner in metres

Fastest split

Fastest section

data processed by TRIPLESDATA

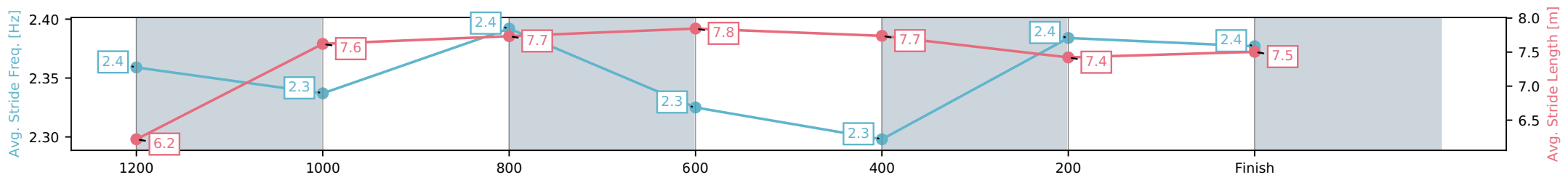
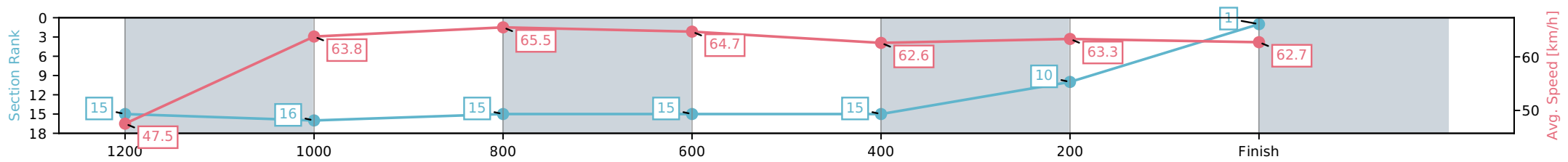
| | |
|--------------------------------|------------------------|
| Horse/Jockey Name | Soothsayer/Daniel Moor |
| Finish Rank | 1 |
| Fastest Section Time (Section) | 0:11.05 (1000-800) |
| Top Speed [km/h] (Section) | 67.2 (1000-800) |
| Race State | Finished |



Ipswich QLD --Professional-2026-06-20
 Race 8: BARRIER REEF POOLS EYE LINER STAKES - 1350m
 20 June 2026 - 3:54PM
 Track Rating: Soft 5, Weather: Fine, Rail Position: +1m Entire Circuit



| Section | L1350 | L1200 | L1000 | L800 | L600 | L400 | L200 |
|------------------------|----------------------|---------------------------|---------------------------|---------------------------|---------------------------|---------------------------|---------------------------|
| Section Times | 1:19.77 (0:11.69) | 1:08.08 [15] (0:11.32) | 0:56.76 [16] (0:11.05) | 0:45.71 [15] (0:11.19) | 0:34.52 [15] (0:11.54) | 0:22.98 [15] (0:11.42) | 0:11.55 [10] (0:11.56) |
| Average Speed [km/h] | 47.5 | 63.8 | 65.5 | 64.7 | 62.6 | 63.3 | 62.7 |
| Top Speed [km/h] | 61.3 | 65.5 | 67.2 | 65.9 | 63.6 | 65.4 | 65.4 |
| Avg. Dist. to Rail [m] | 10.9 | 3.6 | 2.1 | 1.7 | 0.7 | 3.0 | 6.7 |
| Avg. Stride Freq. [Hz] | 2.4 | 2.3 | 2.4 | 2.3 | 2.3 | 2.4 | 2.4 |
| Avg. Stride Length [m] | 6.2 | 7.6 | 7.7 | 7.8 | 7.7 | 7.4 | 7.5 |



[] Ranking at each section and finish
 -:-:- No data available at this section
 NA No data available

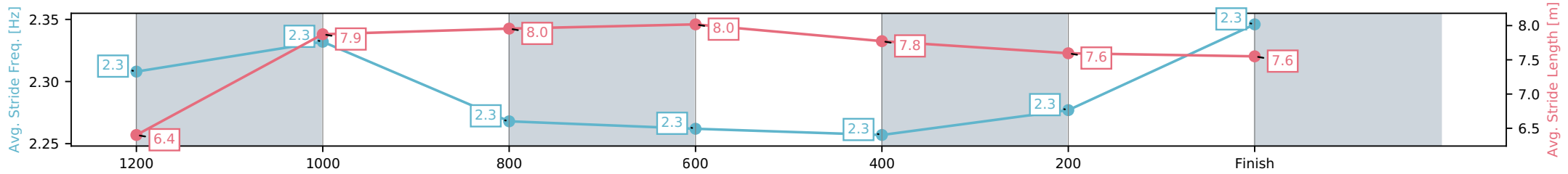
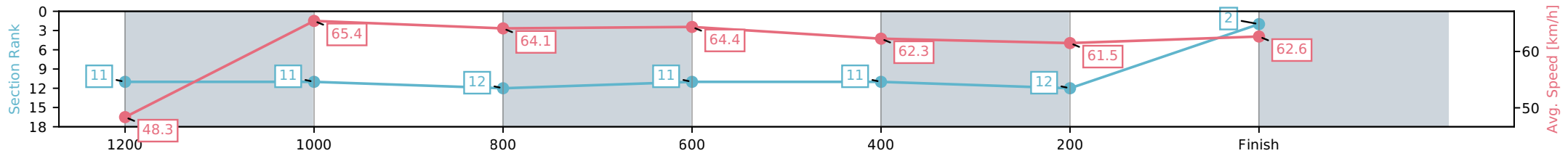
| | |
|--------------------------------|----------------------------|
| Horse/Jockey Name | La Roja/Kyle Wilson-Taylor |
| Finish Rank | 2 |
| Fastest Section Time (Section) | 0:11.04 (1200-1000) |
| Top Speed [km/h] (Section) | 66.0 (1200-1000) |
| Race State | Finished |



Ipswich QLD --Professional-2026-06-20
 Race 8: BARRIER REEF POOLS EYE LINER STAKES - 1350m
 20 June 2026 - 3:54PM
 Track Rating: Soft 5, Weather: Fine, Rail Position: +1m Entire Circuit



| Section | L1350 | L1200 | L1000 | L800 | L600 | L400 | L200 |
|------------------------|----------------------|---------------------------|---------------------------|---------------------------|---------------------------|---------------------------|---------------------------|
| Section Times | 1:19.83 (0:11.45) | 1:08.38 [11] (0:11.04) | 0:57.34 [11] (0:11.30) | 0:46.04 [12] (0:11.18) | 0:34.86 [11] (0:11.55) | 0:23.31 [11] (0:11.74) | 0:11.56 [12] (0:11.57) |
| Average Speed [km/h] | 48.3 | 65.4 | 64.1 | 64.4 | 62.3 | 61.5 | 62.6 |
| Top Speed [km/h] | 64.0 | 66.0 | 65.3 | 65.7 | 62.6 | 63.0 | 63.3 |
| Avg. Dist. to Rail [m] | 8.8 | 4.1 | 1.9 | 0.3 | 0.4 | 1.7 | 4.8 |
| Avg. Stride Freq. [Hz] | 2.3 | 2.3 | 2.3 | 2.3 | 2.3 | 2.3 | 2.3 |
| Avg. Stride Length [m] | 6.4 | 7.9 | 8.0 | 8.0 | 7.8 | 7.6 | 7.6 |



[] Ranking at each section and finish
 -:-:- No data available at this section
 NA No data available

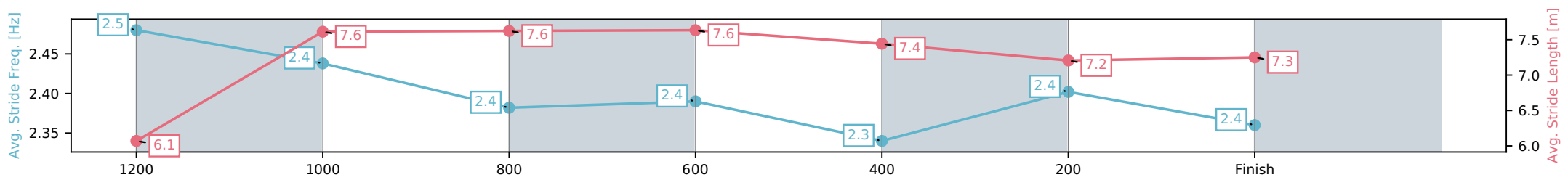
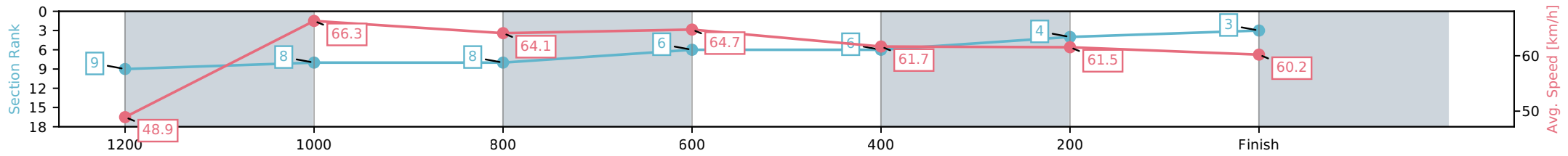
| | |
|--------------------------------|------------------------|
| Horse/Jockey Name | Esjay/Justin P Stanley |
| Finish Rank | 3 |
| Fastest Section Time (Section) | 0:10.91 (1200-1000) |
| Top Speed [km/h] (Section) | 68.0 (1200-1000) |
| Race State | Finished |



Ipswich QLD --Professional-2026-06-20
 Race 8: BARRIER REEF POOLS EYE LINER STAKES - 1350m
 20 June 2026 - 3:54PM
 Track Rating: Soft 5, Weather: Fine, Rail Position: +1m Entire Circuit



| Section | L1350 | L1200 | L1000 | L800 | L600 | L400 | L200 |
|------------------------|----------------------|--------------------------|--------------------------|--------------------------|--------------------------|--------------------------|--------------------------|
| Section Times | 1:19.88 (0:11.32) | 1:08.56 [9] (0:10.91) | 0:57.65 [8] (0:11.27) | 0:46.38 [8] (0:11.15) | 0:35.23 [6] (0:11.59) | 0:23.64 [6] (0:11.63) | 0:12.00 [4] (0:12.01) |
| Average Speed [km/h] | 48.9 | 66.3 | 64.1 | 64.7 | 61.7 | 61.5 | 60.2 |
| Top Speed [km/h] | 64.5 | 68.0 | 66.1 | 66.0 | 62.6 | 62.3 | 62.0 |
| Avg. Dist. to Rail [m] | 13.3 | 5.7 | 1.5 | 0.3 | 1.1 | 1.5 | 3.5 |
| Avg. Stride Freq. [Hz] | 2.5 | 2.4 | 2.4 | 2.4 | 2.3 | 2.4 | 2.4 |
| Avg. Stride Length [m] | 6.1 | 7.6 | 7.6 | 7.6 | 7.4 | 7.2 | 7.3 |



[] Ranking at each section and finish
 -:-:- No data available at this section
 NA No data available

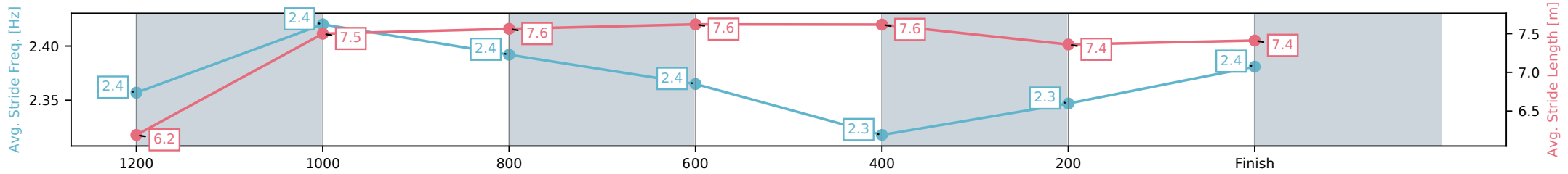
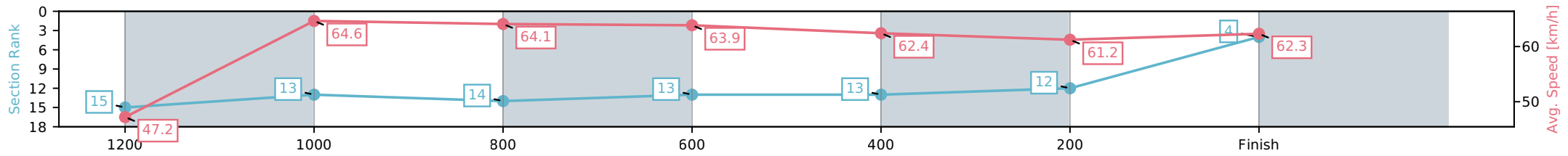
| | |
|--------------------------------|----------------------------|
| Horse/Jockey Name | Melody Again/Martin Harley |
| Finish Rank | 4 |
| Fastest Section Time (Section) | 0:11.13 (1200-1000) |
| Top Speed [km/h] (Section) | 66.1 (1200-1000) |
| Race State | Finished |



Ipswich QLD --Professional-2026-06-20
 Race 8: BARRIER REEF POOLS EYE LINER STAKES - 1350m
 20 June 2026 - 3:54PM
 Track Rating: Soft 5, Weather: Fine, Rail Position: +1m Entire Circuit



| Section | L1350 | L1200 | L1000 | L800 | L600 | L400 | L200 |
|------------------------|----------------------|---------------------------|---------------------------|---------------------------|---------------------------|---------------------------|---------------------------|
| Section Times | 1:20.00 (0:11.74) | 1:08.26 [15] (0:11.13) | 0:57.14 [13] (0:11.20) | 0:45.94 [14] (0:11.19) | 0:34.75 [13] (0:11.38) | 0:23.36 [13] (0:11.68) | 0:11.69 [12] (0:11.69) |
| Average Speed [km/h] | 47.2 | 64.6 | 64.1 | 63.9 | 62.4 | 61.2 | 62.3 |
| Top Speed [km/h] | 63.9 | 66.1 | 64.7 | 64.6 | 64.0 | 63.1 | 63.5 |
| Avg. Dist. to Rail [m] | 2.5 | 1.2 | 1.0 | 2.2 | 2.6 | 1.2 | 1.4 |
| Avg. Stride Freq. [Hz] | 2.4 | 2.4 | 2.4 | 2.4 | 2.3 | 2.3 | 2.4 |
| Avg. Stride Length [m] | 6.2 | 7.5 | 7.6 | 7.6 | 7.6 | 7.4 | 7.4 |



[] Ranking at each section and finish
 -:-:- No data available at this section
 NA No data available

| | |
|--------------------------------|-------------------------|
| Horse/Jockey Name | John Rambo/Cejay Graham |
| Finish Rank | 5 |
| Fastest Section Time (Section) | 0:11.08 (1200-1000) |
| Top Speed [km/h] (Section) | 65.5 (1000-800) |
| Race State | Finished |



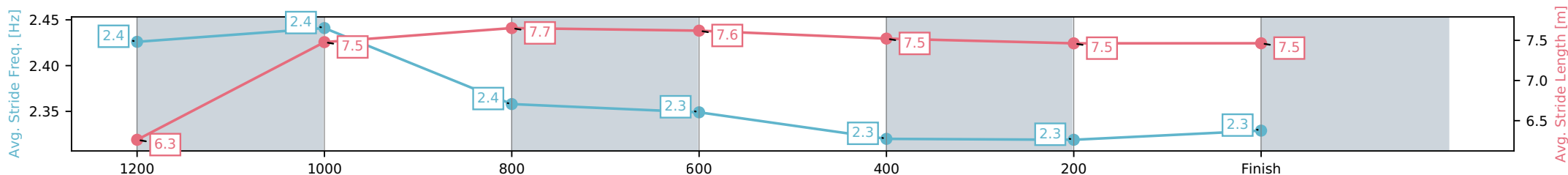
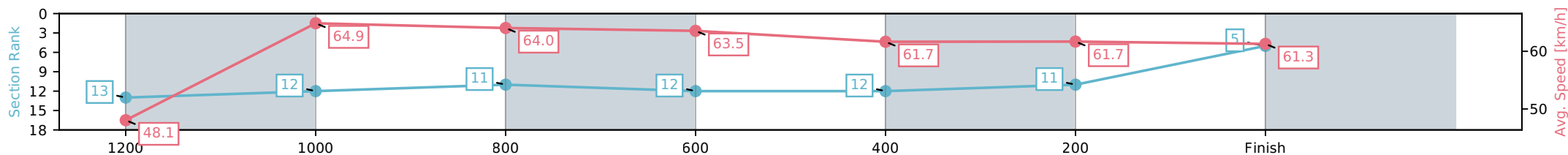
Ipswich QLD --Professional-2026-06-20
 Race 8: BARRIER REEF POOLS EYE LINER STAKES - 1350m

20 June 2026 - 3:54PM



Track Rating: Soft 5, Weather: Fine, Rail Position: +1m Entire Circuit

| Section | L1350 | L1200 | L1000 | L800 | L600 | L400 | L200 |
|------------------------|----------------------|---------------------------|---------------------------|---------------------------|---------------------------|---------------------------|---------------------------|
| Section Times | 1:20.11 (0:11.53) | 1:08.58 [13] (0:11.08) | 0:57.50 [12] (0:11.18) | 0:46.32 [11] (0:11.22) | 0:35.10 [12] (0:11.57) | 0:23.53 [12] (0:11.67) | 0:11.86 [11] (0:11.86) |
| Average Speed [km/h] | 48.1 | 64.9 | 64.0 | 63.5 | 61.7 | 61.7 | 61.3 |
| Top Speed [km/h] | 64.2 | 65.5 | 65.5 | 64.1 | 64.1 | 62.2 | 62.6 |
| Avg. Dist. to Rail [m] | 1.3 | 1.0 | 2.0 | 2.5 | 2.0 | 1.3 | 2.5 |
| Avg. Stride Freq. [Hz] | 2.4 | 2.4 | 2.4 | 2.3 | 2.3 | 2.3 | 2.3 |
| Avg. Stride Length [m] | 6.3 | 7.5 | 7.7 | 7.6 | 7.5 | 7.5 | 7.5 |



[] Ranking at each section and finish
 -:-:- No data available at this section
 NA No data available

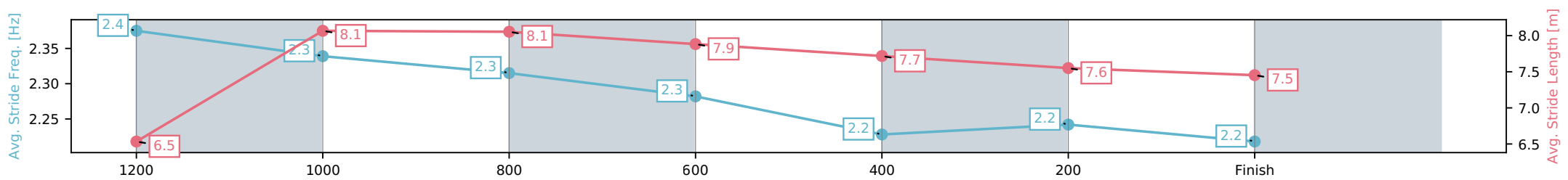
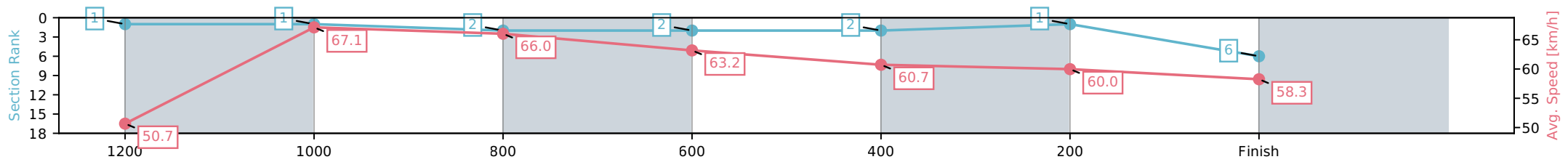
| | |
|--------------------------------|---------------------------|
| Horse/Jockey Name | Restonica/Mark Du Plessis |
| Finish Rank | 6 |
| Fastest Section Time (Section) | 0:10.83 (1200-1000) |
| Top Speed [km/h] (Section) | 68.0 (1200-1000) |
| Race State | Finished |



Ipswich QLD --Professional-2026-06-20
 Race 8: BARRIER REEF POOLS EYE LINER STAKES - 1350m
 20 June 2026 - 3:54PM
 Track Rating: Soft 5, Weather: Fine, Rail Position: +1m Entire Circuit



| Section | L1350 | L1200 | L1000 | L800 | L600 | L400 | L200 |
|------------------------|----------------------|--------------------------|--------------------------|--------------------------|--------------------------|--------------------------|--------------------------|
| Section Times | 1:20.15 (0:10.93) | 1:09.22 [1] (0:10.83) | 0:58.39 [1] (0:10.95) | 0:47.44 [2] (0:11.31) | 0:36.13 [2] (0:11.74) | 0:24.39 [2] (0:11.93) | 0:12.46 [1] (0:12.46) |
| Average Speed [km/h] | 50.7 | 67.1 | 66.0 | 63.2 | 60.7 | 60.0 | 58.3 |
| Top Speed [km/h] | 67.2 | 68.0 | 66.8 | 65.4 | 61.5 | 60.4 | 60.0 |
| Avg. Dist. to Rail [m] | 13.1 | 7.2 | 2.3 | 1.6 | 2.5 | 0.9 | 0.2 |
| Avg. Stride Freq. [Hz] | 2.4 | 2.3 | 2.3 | 2.3 | 2.2 | 2.2 | 2.2 |
| Avg. Stride Length [m] | 6.5 | 8.1 | 8.1 | 7.9 | 7.7 | 7.6 | 7.5 |



[] Ranking at each section and finish
 -:-:- No data available at this section
 NA No data available

| | |
|--------------------------------|--------------------------------|
| Horse/Jockey Name | Dance To The Boom/Jake Bayliss |
| Finish Rank | 7 |
| Fastest Section Time (Section) | 0:11.06 (1200-1000) |
| Top Speed [km/h] (Section) | 67.2 (1000-800) |
| Race State | Finished |



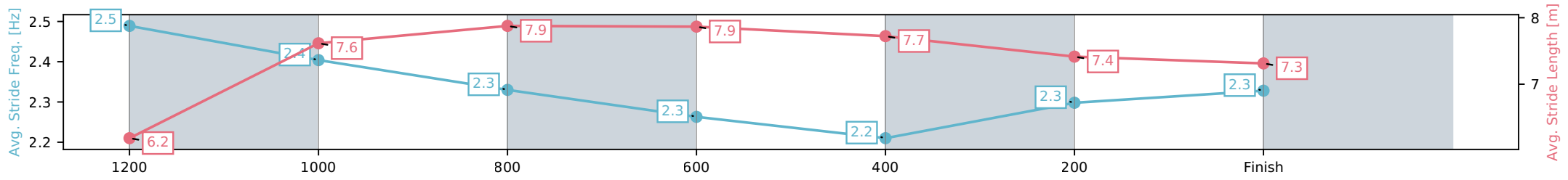
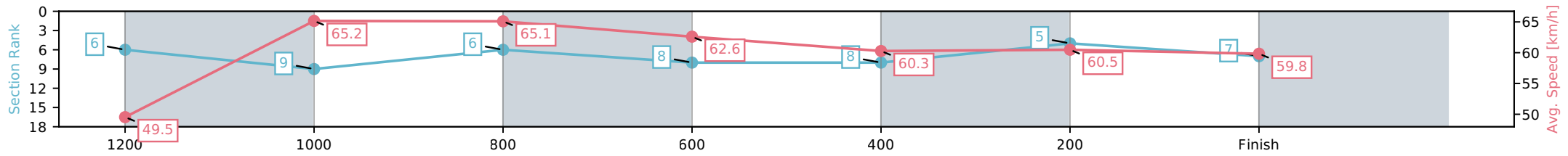
Ipswich QLD --Professional-2026-06-20
 Race 8: BARRIER REEF POOLS EYE LINER STAKES - 1350m



20 June 2026 - 3:54PM

Track Rating: Soft 5, Weather: Fine, Rail Position: +1m Entire Circuit

| Section | L1350 | L1200 | L1000 | L800 | L600 | L400 | L200 |
|------------------------|----------------------|--------------------------|--------------------------|--------------------------|--------------------------|--------------------------|--------------------------|
| Section Times | 1:20.16 (0:11.19) | 1:08.97 [6] (0:11.06) | 0:57.91 [9] (0:11.06) | 0:46.85 [6] (0:11.37) | 0:35.48 [8] (0:11.72) | 0:23.76 [8] (0:11.72) | 0:12.03 [5] (0:12.04) |
| Average Speed [km/h] | 49.5 | 65.2 | 65.1 | 62.6 | 60.3 | 60.5 | 59.8 |
| Top Speed [km/h] | 64.4 | 65.6 | 67.2 | 64.7 | 61.3 | 61.5 | 62.9 |
| Avg. Dist. to Rail [m] | 3.2 | 2.3 | 0.6 | 2.7 | 4.2 | 3.0 | 0.4 |
| Avg. Stride Freq. [Hz] | 2.5 | 2.4 | 2.3 | 2.3 | 2.2 | 2.3 | 2.3 |
| Avg. Stride Length [m] | 6.2 | 7.6 | 7.9 | 7.9 | 7.7 | 7.4 | 7.3 |



[] Ranking at each section and finish
 -:-:- No data available at this section
 NA No data available

| | |
|--------------------------------|----------------------------|
| Horse/Jockey Name | Sha Of Gomer/Anthony Allen |
| Finish Rank | 8 |
| Fastest Section Time (Section) | 0:11.09 (1000-800) |
| Top Speed [km/h] (Section) | 66.8 (1000-800) |
| Race State | Finished |



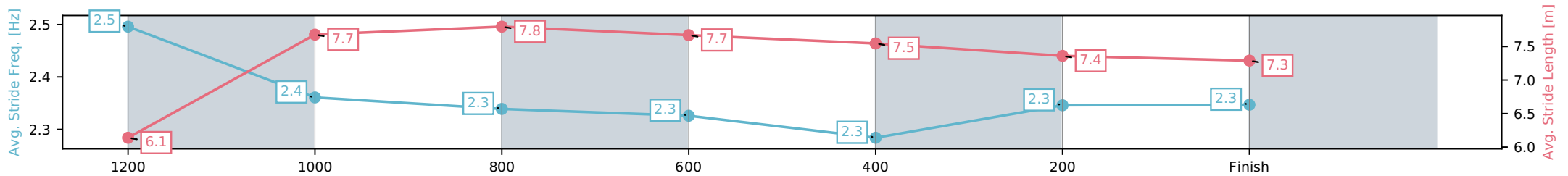
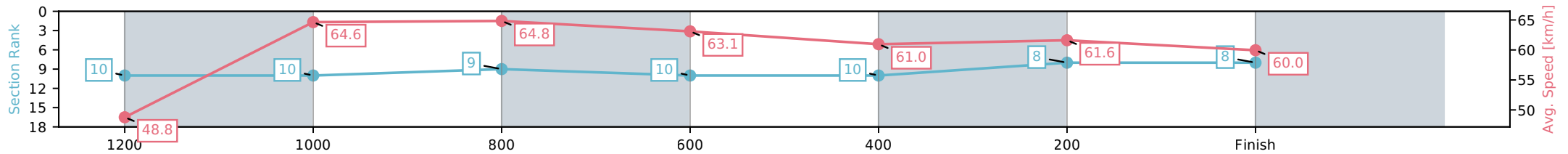
Ipswich QLD --Professional-2026-06-20
 Race 8: BARRIER REEF POOLS EYE LINER STAKES - 1350m

20 June 2026 - 3:54PM



Track Rating: Soft 5, Weather: Fine, Rail Position: +1m Entire Circuit

| Section | L1350 | L1200 | L1000 | L800 | L600 | L400 | L200 |
|------------------------|----------------------|---------------------------|---------------------------|--------------------------|---------------------------|---------------------------|--------------------------|
| Section Times | 1:20.19 (0:11.34) | 1:08.85 [10] (0:11.15) | 0:57.70 [10] (0:11.09) | 0:46.61 [9] (0:11.30) | 0:35.31 [10] (0:11.63) | 0:23.68 [10] (0:11.63) | 0:12.05 [8] (0:12.05) |
| Average Speed [km/h] | 48.8 | 64.6 | 64.8 | 63.1 | 61.0 | 61.6 | 60.0 |
| Top Speed [km/h] | 64.1 | 65.4 | 66.8 | 64.7 | 62.0 | 62.7 | 62.4 |
| Avg. Dist. to Rail [m] | 5.3 | 3.0 | 0.8 | 2.6 | 3.5 | 1.2 | 4.0 |
| Avg. Stride Freq. [Hz] | 2.5 | 2.4 | 2.3 | 2.3 | 2.3 | 2.3 | 2.3 |
| Avg. Stride Length [m] | 6.1 | 7.7 | 7.8 | 7.7 | 7.5 | 7.4 | 7.3 |



- [] Ranking at each section and finish
- :-:- No data available at this section
- NA No data available

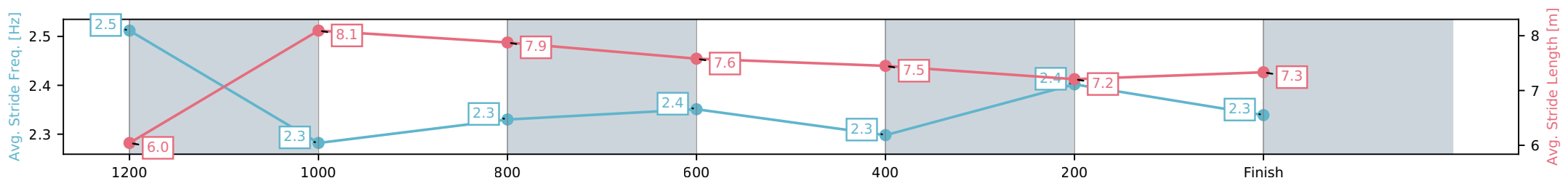
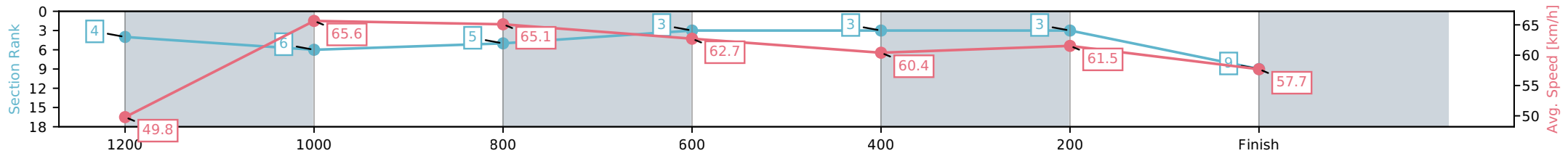
| | |
|--------------------------------|----------------------------|
| Horse/Jockey Name | Boomtown Boss/Ben Thompson |
| Finish Rank | 9 |
| Fastest Section Time (Section) | 0:10.90 (1200-1000) |
| Top Speed [km/h] (Section) | 67.2 (1000-800) |
| Race State | Finished |



Ipswich QLD --Professional-2026-06-20
 Race 8: BARRIER REEF POOLS EYE LINER STAKES - 1350m
 20 June 2026 - 3:54PM
 Track Rating: Soft 5, Weather: Fine, Rail Position: +1m Entire Circuit



| Section | L1350 | L1200 | L1000 | L800 | L600 | L400 | L200 |
|------------------------|----------------------|--------------------------|--------------------------|--------------------------|--------------------------|--------------------------|--------------------------|
| Section Times | 1:20.37 (0:11.11) | 1:09.26 [4] (0:10.90) | 0:58.36 [6] (0:11.14) | 0:47.22 [5] (0:11.01) | 0:36.21 [3] (0:11.94) | 0:24.27 [3] (0:11.76) | 0:12.51 [3] (0:12.51) |
| Average Speed [km/h] | 49.8 | 65.6 | 65.1 | 62.7 | 60.4 | 61.5 | 57.7 |
| Top Speed [km/h] | 66.0 | 66.8 | 67.2 | 64.1 | 61.8 | 62.3 | 63.1 |
| Avg. Dist. to Rail [m] | 11.8 | 5.8 | 2.2 | 2.7 | 3.9 | 2.7 | 2.4 |
| Avg. Stride Freq. [Hz] | 2.5 | 2.3 | 2.3 | 2.4 | 2.3 | 2.4 | 2.3 |
| Avg. Stride Length [m] | 6.0 | 8.1 | 7.9 | 7.6 | 7.5 | 7.2 | 7.3 |



[] Ranking at each section and finish
 -:-:- No data available at this section
 NA No data available

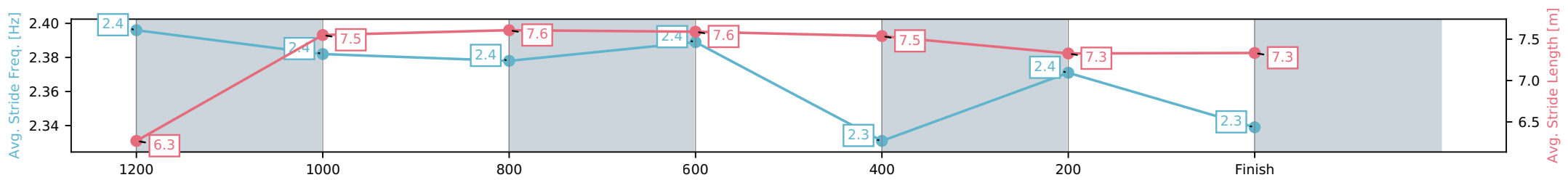
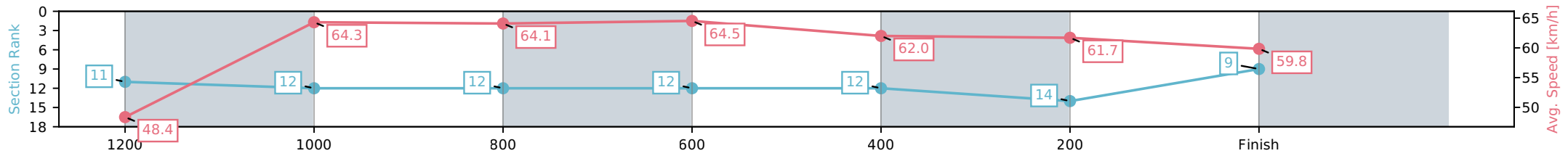
| | |
|--------------------------------|------------------------|
| Horse/Jockey Name | Cifrado/Boris Thornton |
| Finish Rank | 10 |
| Fastest Section Time (Section) | 0:11.11 (800-600) |
| Top Speed [km/h] (Section) | 65.5 (1200-1000) |
| Race State | Finished |



Ipswich QLD --Professional-2026-06-20
 Race 8: BARRIER REEF POOLS EYE LINER STAKES - 1350m
 20 June 2026 - 3:54PM
 Track Rating: Soft 5, Weather: Fine, Rail Position: +1m Entire Circuit



| Section | L1350 | L1200 | L1000 | L800 | L600 | L400 | L200 |
|------------------------|----------------------|---------------------------|---------------------------|---------------------------|---------------------------|---------------------------|---------------------------|
| Section Times | 1:20.50 (0:11.49) | 1:09.01 [11] (0:11.20) | 0:57.81 [12] (0:11.23) | 0:46.58 [12] (0:11.11) | 0:35.46 [12] (0:11.59) | 0:23.87 [12] (0:11.73) | 0:12.14 [14] (0:12.14) |
| Average Speed [km/h] | 48.4 | 64.3 | 64.1 | 64.5 | 62.0 | 61.7 | 59.8 |
| Top Speed [km/h] | 61.5 | 65.5 | 64.8 | 65.4 | 63.8 | 62.8 | 63.1 |
| Avg. Dist. to Rail [m] | 6.1 | 2.4 | 0.2 | 0.9 | 0.5 | 2.2 | 3.6 |
| Avg. Stride Freq. [Hz] | 2.4 | 2.4 | 2.4 | 2.4 | 2.3 | 2.4 | 2.3 |
| Avg. Stride Length [m] | 6.3 | 7.5 | 7.6 | 7.6 | 7.5 | 7.3 | 7.3 |



[] Ranking at each section and finish
 -:-:- No data available at this section
 NA No data available

| | |
|--------------------------------|-----------------------|
| Horse/Jockey Name | Bosustow/Robbie Dolan |
| Finish Rank | 11 |
| Fastest Section Time (Section) | 0:10.73 (1200-1000) |
| Top Speed [km/h] (Section) | 69.5 (1200-1000) |
| Race State | Finished |



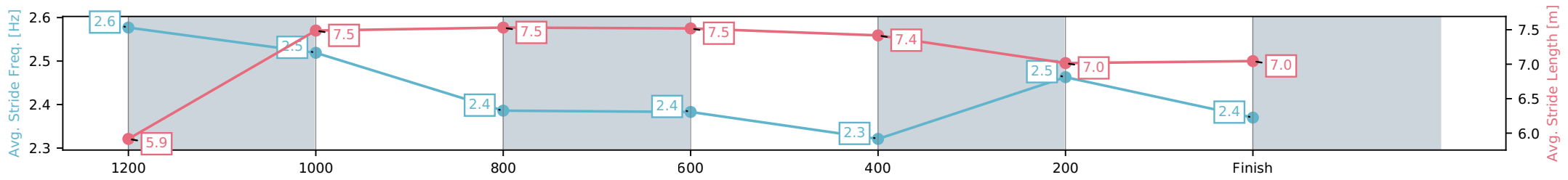
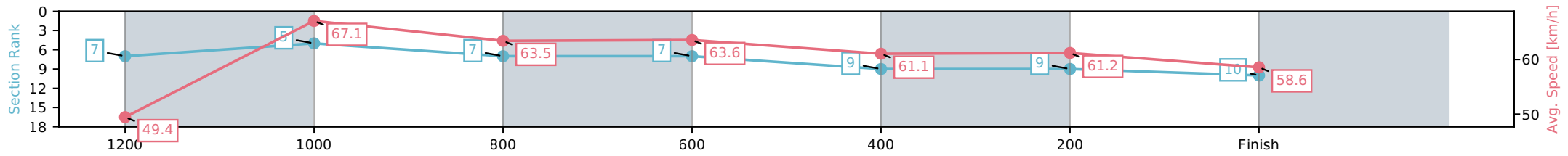
Ipswich QLD --Professional-2026-06-20
 Race 8: BARRIER REEF POOLS EYE LINER STAKES - 1350m



20 June 2026 - 3:54PM

Track Rating: Soft 5, Weather: Fine, Rail Position: +1m Entire Circuit

| Section | L1350 | L1200 | L1000 | L800 | L600 | L400 | L200 |
|------------------------|----------------------|--------------------------|--------------------------|--------------------------|--------------------------|--------------------------|--------------------------|
| Section Times | 1:20.51 (0:11.23) | 1:09.28 [7] (0:10.73) | 0:58.55 [5] (0:11.40) | 0:47.15 [7] (0:11.30) | 0:35.85 [7] (0:11.75) | 0:24.10 [9] (0:11.76) | 0:12.33 [9] (0:12.34) |
| Average Speed [km/h] | 49.4 | 67.1 | 63.5 | 63.6 | 61.1 | 61.2 | 58.6 |
| Top Speed [km/h] | 65.1 | 69.5 | 64.2 | 64.7 | 62.1 | 62.0 | 60.9 |
| Avg. Dist. to Rail [m] | 4.1 | 2.7 | 1.4 | 0.5 | 0.9 | 1.5 | 5.6 |
| Avg. Stride Freq. [Hz] | 2.6 | 2.5 | 2.4 | 2.4 | 2.3 | 2.5 | 2.4 |
| Avg. Stride Length [m] | 5.9 | 7.5 | 7.5 | 7.5 | 7.4 | 7.0 | 7.0 |



[] Ranking at each section and finish
 -:-:- No data available at this section
 NA No data available

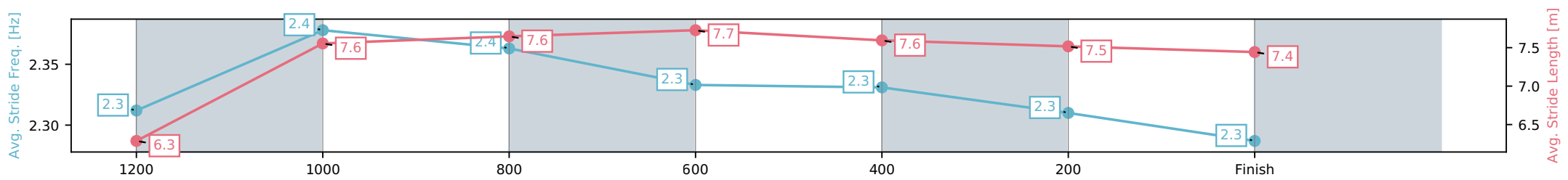
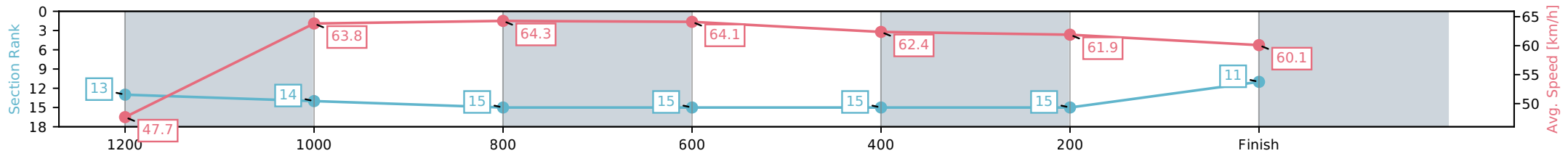
| | |
|--------------------------------|--------------------------|
| Horse/Jockey Name | Metalart/Taylor Marshall |
| Finish Rank | 12 |
| Fastest Section Time (Section) | 0:11.18 (800-600) |
| Top Speed [km/h] (Section) | 65.6 (1000-800) |
| Race State | Finished |



Ipswich QLD --Professional-2026-06-20
 Race 8: BARRIER REEF POOLS EYE LINER STAKES - 1350m
 20 June 2026 - 3:54PM
 Track Rating: Soft 5, Weather: Fine, Rail Position: +1m Entire Circuit



| Section | L1350 | L1200 | L1000 | L800 | L600 | L400 | L200 |
|------------------------|----------------------|---------------------------|---------------------------|---------------------------|---------------------------|---------------------------|---------------------------|
| Section Times | 1:20.54 (0:11.64) | 1:08.90 [13] (0:11.28) | 0:57.61 [14] (0:11.20) | 0:46.41 [15] (0:11.18) | 0:35.23 [15] (0:11.51) | 0:23.72 [15] (0:11.62) | 0:12.10 [15] (0:12.10) |
| Average Speed [km/h] | 47.7 | 63.8 | 64.3 | 64.1 | 62.4 | 61.9 | 60.1 |
| Top Speed [km/h] | 63.8 | 64.8 | 65.6 | 64.9 | 65.0 | 62.8 | 60.8 |
| Avg. Dist. to Rail [m] | 8.1 | 1.6 | 0.4 | 1.0 | 0.6 | 0.8 | 3.2 |
| Avg. Stride Freq. [Hz] | 2.3 | 2.4 | 2.4 | 2.3 | 2.3 | 2.3 | 2.3 |
| Avg. Stride Length [m] | 6.3 | 7.6 | 7.6 | 7.7 | 7.6 | 7.5 | 7.4 |



[] Ranking at each section and finish
 -:-:- No data available at this section
 NA No data available

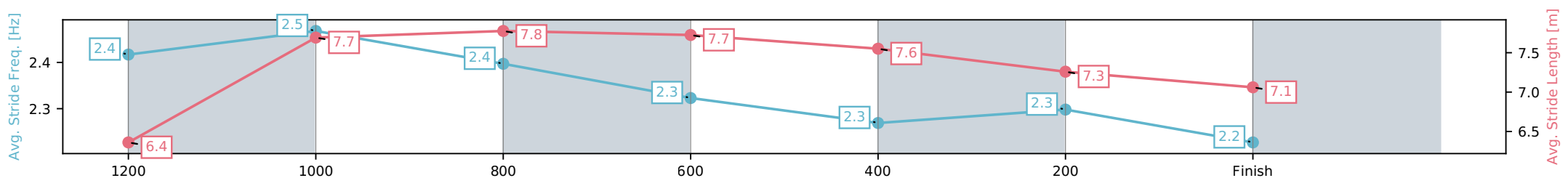
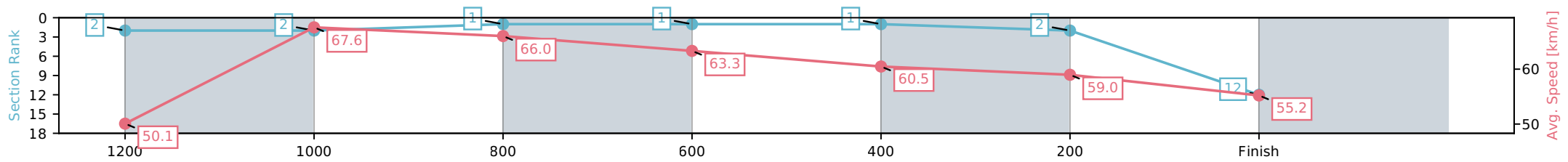
| | |
|--------------------------------|--------------------------|
| Horse/Jockey Name | Rockribbed/Jace McMurray |
| Finish Rank | 13 |
| Fastest Section Time (Section) | 0:10.69 (1200-1000) |
| Top Speed [km/h] (Section) | 68.3 (1200-1000) |
| Race State | Finished |



Ipswich QLD --Professional-2026-06-20
 Race 8: BARRIER REEF POOLS EYE LINER STAKES - 1350m
 20 June 2026 - 3:54PM
 Track Rating: Soft 5, Weather: Fine, Rail Position: +1m Entire Circuit



| Section | L1350 | L1200 | L1000 | L800 | L600 | L400 | L200 |
|------------------------|----------------------|--------------------------|--------------------------|--------------------------|--------------------------|--------------------------|--------------------------|
| Section Times | 1:20.96 (0:11.08) | 1:09.88 [2] (0:10.69) | 0:59.20 [2] (0:10.92) | 0:48.28 [1] (0:11.27) | 0:37.00 [1] (0:11.77) | 0:25.23 [1] (0:12.10) | 0:13.13 [2] (0:13.13) |
| Average Speed [km/h] | 50.1 | 67.6 | 66.0 | 63.3 | 60.5 | 59.0 | 55.2 |
| Top Speed [km/h] | 66.4 | 68.3 | 67.0 | 65.3 | 61.4 | 59.7 | 57.8 |
| Avg. Dist. to Rail [m] | 7.7 | 4.3 | 1.0 | 2.0 | 2.6 | 2.1 | 1.5 |
| Avg. Stride Freq. [Hz] | 2.4 | 2.5 | 2.4 | 2.3 | 2.3 | 2.3 | 2.2 |
| Avg. Stride Length [m] | 6.4 | 7.7 | 7.8 | 7.7 | 7.6 | 7.3 | 7.1 |



[] Ranking at each section and finish
 -:-:- No data available at this section
 NA No data available

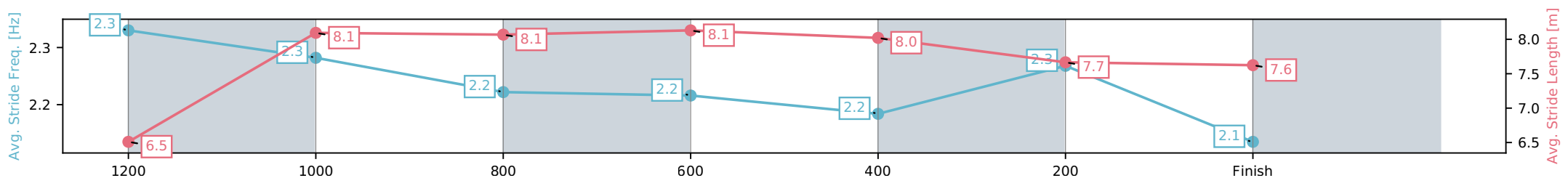
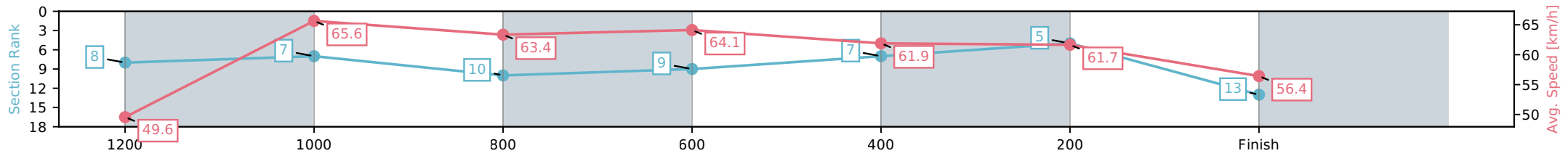
| | |
|--------------------------------|---------------------|
| Horse/Jockey Name | Redford/Ron Stewart |
| Finish Rank | 14 |
| Fastest Section Time (Section) | 0:10.98 (1200-1000) |
| Top Speed [km/h] (Section) | 66.8 (1200-1000) |
| Race State | Finished |



Ipswich QLD --Professional-2026-06-20
 Race 8: BARRIER REEF POOLS EYE LINER STAKES - 1350m
 20 June 2026 - 3:54PM
 Track Rating: Soft 5, Weather: Fine, Rail Position: +1m Entire Circuit



| Section | L1350 | L1200 | L1000 | L800 | L600 | L400 | L200 |
|------------------------|----------------------|--------------------------|--------------------------|---------------------------|--------------------------|--------------------------|--------------------------|
| Section Times | 1:20.98 (0:11.24) | 1:09.74 [8] (0:10.98) | 0:58.76 [7] (0:11.37) | 0:47.39 [10] (0:11.17) | 0:36.22 [9] (0:11.63) | 0:24.59 [7] (0:11.73) | 0:12.86 [5] (0:12.86) |
| Average Speed [km/h] | 49.6 | 65.6 | 63.4 | 64.1 | 61.9 | 61.7 | 56.4 |
| Top Speed [km/h] | 65.1 | 66.8 | 65.0 | 64.9 | 63.7 | 62.9 | 60.5 |
| Avg. Dist. to Rail [m] | 3.5 | 2.3 | 0.5 | 1.5 | 0.5 | 2.2 | 5.7 |
| Avg. Stride Freq. [Hz] | 2.3 | 2.3 | 2.2 | 2.2 | 2.2 | 2.3 | 2.1 |
| Avg. Stride Length [m] | 6.5 | 8.1 | 8.1 | 8.1 | 8.0 | 7.7 | 7.6 |



[] Ranking at each section and finish
 -:-:- No data available at this section
 NA No data available

| | |
|--------------------------------|-------------------------|
| Horse/Jockey Name | Regal Zeus/Michael Rodd |
| Finish Rank | 15 |
| Fastest Section Time (Section) | 0:10.66 (1200-1000) |
| Top Speed [km/h] (Section) | 68.7 (1200-1000) |
| Race State | Finished |



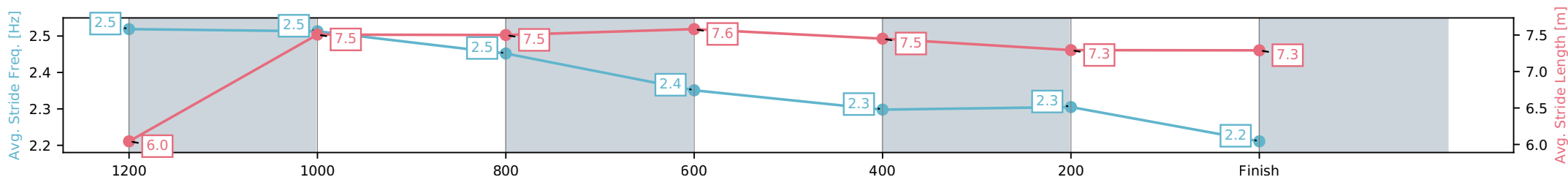
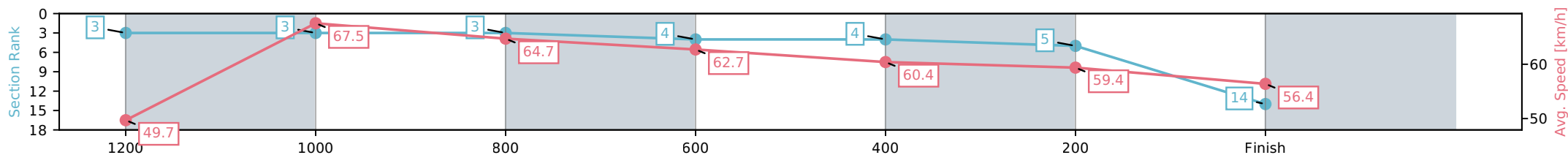
Ipswich QLD --Professional-2026-06-20
 Race 8: BARRIER REEF POOLS EYE LINER STAKES -
 1350m

20 June 2026 - 3:54PM



Track Rating: Soft 5, Weather: Fine, Rail Position: +1m Entire Circuit

| Section | L1350 | L1200 | L1000 | L800 | L600 | L400 | L200 |
|------------------------|----------------------|--------------------------|--------------------------|--------------------------|--------------------------|--------------------------|--------------------------|
| Section Times | 1:20.99 (0:11.11) | 1:09.88 [3] (0:10.66) | 0:59.22 [3] (0:11.15) | 0:48.07 [3] (0:11.40) | 0:36.67 [4] (0:11.81) | 0:24.86 [4] (0:11.99) | 0:12.86 [5] (0:12.87) |
| Average Speed [km/h] | 49.7 | 67.5 | 64.7 | 62.7 | 60.4 | 59.4 | 56.4 |
| Top Speed [km/h] | 65.1 | 68.7 | 67.5 | 64.1 | 61.8 | 59.8 | 59.3 |
| Avg. Dist. to Rail [m] | 1.1 | 1.1 | 0.4 | 1.1 | 2.5 | 2.0 | 0.5 |
| Avg. Stride Freq. [Hz] | 2.5 | 2.5 | 2.5 | 2.4 | 2.3 | 2.3 | 2.2 |
| Avg. Stride Length [m] | 6.0 | 7.5 | 7.5 | 7.6 | 7.5 | 7.3 | 7.3 |



- [] Ranking at each section and finish
- :-:- No data available at this section
- NA No data available

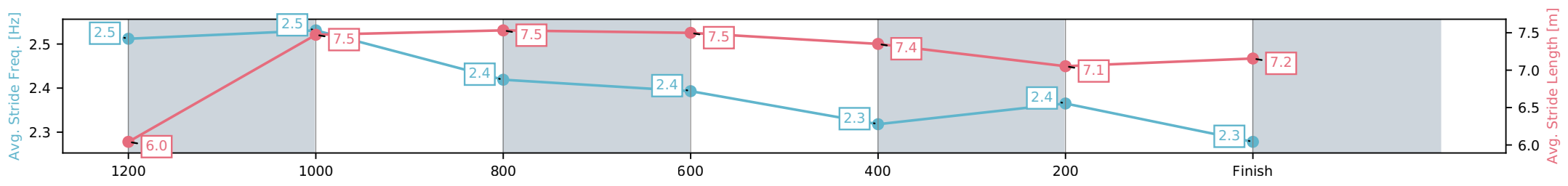
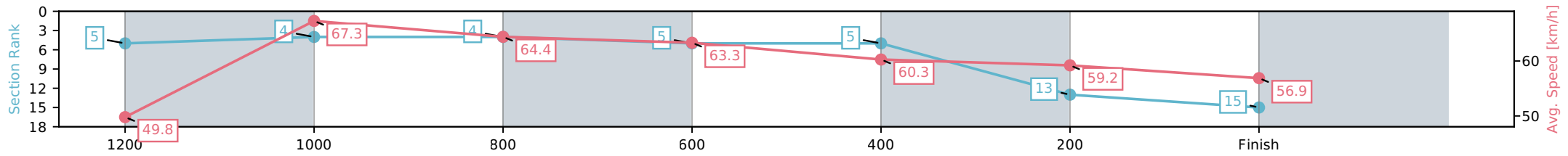
| | |
|--------------------------------|-----------------------|
| Horse/Jockey Name | Castillian/Emily Lang |
| Finish Rank | 16 |
| Fastest Section Time (Section) | 0:10.72 (1200-1000) |
| Top Speed [km/h] (Section) | 68.1 (1200-1000) |
| Race State | Finished |



Ipswich QLD --Professional-2026-06-20
 Race 8: BARRIER REEF POOLS EYE LINER STAKES - 1350m
 20 June 2026 - 3:54PM
 Track Rating: Soft 5, Weather: Fine, Rail Position: +1m Entire Circuit



| Section | L1350 | L1200 | L1000 | L800 | L600 | L400 | L200 |
|------------------------|----------------------|--------------------------|--------------------------|--------------------------|--------------------------|--------------------------|---------------------------|
| Section Times | 1:21.07 (0:11.14) | 1:09.93 [5] (0:10.72) | 0:59.21 [4] (0:11.19) | 0:48.02 [4] (0:11.30) | 0:36.72 [5] (0:11.85) | 0:24.87 [5] (0:12.11) | 0:12.75 [13] (0:12.76) |
| Average Speed [km/h] | 49.8 | 67.3 | 64.4 | 63.3 | 60.3 | 59.2 | 56.9 |
| Top Speed [km/h] | 66.0 | 68.1 | 65.6 | 64.5 | 61.0 | 60.4 | 60.1 |
| Avg. Dist. to Rail [m] | 7.1 | 4.2 | 0.6 | 1.5 | 2.1 | 1.5 | 2.8 |
| Avg. Stride Freq. [Hz] | 2.5 | 2.5 | 2.4 | 2.4 | 2.3 | 2.4 | 2.3 |
| Avg. Stride Length [m] | 6.0 | 7.5 | 7.5 | 7.5 | 7.4 | 7.1 | 7.2 |



[] Ranking at each section and finish
 -:-:- No data available at this section
 NA No data available



Ipswich QLD
 Race 9: FERTPRO GAI WATERHOUSE CLASSIC - 1200m
 20 June 2026 - 4:31PM



Track Rating: Soft 5, Weather: Fine, Rail Position: +1m Entire Circuit

Field Times (Race Tempo) 1:10.22 0:56.87 0:45.90 0:34.37 0:22.80 0:11.49
 (0:13.35) (0:10.97) (0:11.53) (0:11.57) (0:11.31) (0:11.49)

| Rank | TAB# | Horse | Overall Time | First 400m | Top Speed km/h (Section) | L1200 | L1000 | L800 | L600 | L400 | L200 | | |
|------|--------|-----------------|---------------|------------|--------------------------|--------------|--------------|--------------|--------------|--------------|--------------|--|--|
| | (BAR#) | Jockey | Margin (DT-W) | Last 600m | Fastest Section (Time) | Start - 1000 | 1000 - 800 | 800 - 600 | 600 - 400 | 400 - 200 | 200 - Finish | | |
| 1 | 10 | Naifah | 1:10.22 | 0:24.32 | 68.9 (1200 - 1000) | 1:10.22 | 0:56.87 [1] | 0:45.90 [1] | 0:34.37 [1] | 0:22.80 [1] | 0:11.49 [1] | | |
| | (11) | Emily Lang | | 0:34.38 | 1000-800 (0:10.97) | (0:13.35) | (0:10.97) | (0:11.53) | (0:11.57) | (0:11.32) | (0:11.49) | | |
| 2 | 11 | Manolo Bling | 1:10.42 | 0:24.68 | 66.8 (1000-800) | 1:10.42 | 0:56.70 [5] | 0:45.74 [5] | 0:34.12 [5] | 0:22.46 [6] | 0:11.15 [6] | | |
| | (1) | Taylor Marshall | 1.2L (-12) | 0:34.13 | 1000-800 (0:10.96) | (0:13.72) | (0:10.96) | (0:11.61) | (0:11.67) | (0:11.31) | (0:11.15) | | |
| 3 | 16 | Silver Wedding | 1:10.43 | 0:25.12 | 66.4 (1000-800) | 1:10.43 | 0:56.35 [10] | 0:45.31 [9] | 0:33.80 [9] | 0:22.34 [8] | 0:11.22 [5] | | |
| | (9) | Mark Du Plessis | 1.2L (-12) | 0:33.80 | 1000-800 (0:11.04) | (0:14.08) | (0:11.04) | (0:11.51) | (0:11.46) | (0:11.12) | (0:11.22) | | |
| 4 | 8 | Zouperb | 1:10.59 | 0:24.53 | 67.8 (1000-800) | 1:10.59 | 0:57.02 [4] | 0:46.06 [4] | 0:34.50 [4] | 0:22.95 [3] | 0:11.63 [2] | | |
| | (10) | Cejay Graham | 2.2L (-13) | 0:34.51 | 1000-800 (0:10.96) | (0:13.57) | (0:10.96) | (0:11.56) | (0:11.56) | (0:11.32) | (0:11.63) | | |
| 5 | 3 | Cigar Flick | 1:10.60 | 0:25.01 | 66.6 (1000-800) | 1:10.60 | 0:56.55 [8] | 0:45.59 [8] | 0:34.00 [8] | 0:22.44 [9] | 0:11.27 [8] | | |
| | (2) | Martin Harley | 2.2L (-13) | 0:34.00 | 1000-800 (0:10.96) | (0:14.05) | (0:10.96) | (0:11.59) | (0:11.56) | (0:11.17) | (0:11.27) | | |
| 6 | 4 | Give Giggles | 1:10.61 | 0:24.41 | 68.5 (1000-800) | 1:10.61 | 0:57.20 [2] | 0:46.20 [2] | 0:34.65 [2] | 0:23.02 [2] | 0:11.64 [3] | | |
| | (12) | Ben Thompson | 2.3L (-17) | 0:34.65 | 1000-800 (0:11.00) | (0:13.41) | (0:11.00) | (0:11.56) | (0:11.63) | (0:11.38) | (0:11.64) | | |
| 7 | 7 | Spring Lee | 1:10.77 | 0:24.48 | 68.2 (1000-800) | 1:10.77 | 0:57.27 [3] | 0:46.28 [3] | 0:34.73 [3] | 0:23.08 [4] | 0:11.68 [4] | | |
| | (5) | Ron Stewart | 3.2L (-12) | 0:34.72 | 1000-800 (0:10.98) | (0:13.50) | (0:10.98) | (0:11.56) | (0:11.64) | (0:11.40) | (0:11.68) | | |
| 8 | 5 | Coco Jamboo | 1:10.79 | 0:25.23 | 66.8 (1000-800) | 1:10.79 | 0:56.54 [11] | 0:45.56 [11] | 0:33.94 [12] | 0:22.51 [12] | 0:11.26 [9] | | |
| | (3) | Jace McMurray | 3.3L (-12) | 0:33.95 | 1000-800 (0:10.98) | (0:14.25) | (0:10.98) | (0:11.61) | (0:11.44) | (0:11.25) | (0:11.26) | | |
| 9 | 17 | She's Exotic | 1:10.82 | 0:24.96 | 66.8 (1000-800) | 1:10.82 | 0:56.86 [7] | 0:45.86 [7] | 0:34.42 [6] | 0:22.90 [5] | 0:11.54 [7] | | |
| | (7) | Jake Bayliss | 3.5L (-15) | 0:34.41 | 1000-800 (0:11.00) | (0:13.96) | (0:11.00) | (0:11.44) | (0:11.51) | (0:11.36) | (0:11.54) | | |
| 10 | 13 | Sunset Dreaming | 1:11.03 | 0:24.87 | 67.5 (1000-800) | 1:11.03 | 0:57.20 [6] | 0:46.16 [6] | 0:34.53 [7] | 0:22.98 [7] | 0:11.48 [10] | | |
| | (6) | Daniel Moor | 4.8L (-16) | 0:34.53 | 1000-800 (0:11.04) | (0:13.83) | (0:11.04) | (0:11.63) | (0:11.55) | (0:11.50) | (0:11.48) | | |

Scratched: Melody Again (#1), Kitty Flash (#9), Tectonic Plate (#14), Set To Shine (#15), Foreign Press (#18), Zoufani (#19), La Roja (#20), Cindersea (#21)

Report Created: Sat 20 June 2026

(Note: Races are conducted over an approximate distance as close as possible to the advertised distance, and recorded data may vary accordingly. Official times refer to race times only and do not include handicap times.)

[] Position in running at each section and finish
 -:--:-- No data available at this section
 NA No data available
 DNT Did not track

TAB# Saddle cloth number
 BAR# Barrier/Gate Position
 DNF Did not finish
 DT-W Distance travelled compared to winner in metres

Fastest split
 Fastest section

data processed by TRIPLESDATA



Ipswich QLD
 Race 9: FERTPRO GAI WATERHOUSE CLASSIC - 1200m
 20 June 2026 - 4:31PM



Track Rating: Soft 5, Weather: Fine, Rail Position: +1m Entire Circuit

Field Times (Race Tempo) 1:10.22 0:56.87 0:45.90 0:34.37 0:22.80 0:11.49
 (0:13.35) (0:10.97) (0:11.53) (0:11.57) (0:11.31) (0:11.49)

| Rank | TAB# | Horse | Overall Time | First 400m | Top Speed km/h (Section) | L1200 | L1000 | L800 | L600 | L400 | L200 | | |
|------|--------|--------------------|---------------|------------|--------------------------|--------------|--------------|--------------|--------------|--------------|--------------|--|--|
| | (BAR#) | Jockey | Margin (DT-W) | Last 600m | Fastest Section (Time) | Start - 1000 | 1000 - 800 | 800 - 600 | 600 - 400 | 400 - 200 | 200 - Finish | | |
| 11 | 12 | Scud | 1:11.06 | 0:25.14 | 65.8 (1000-800) | 1:11.06 | 0:56.99 [9] | 0:45.92 [10] | 0:34.32 [10] | 0:22.84 [10] | 0:11.48 [11] | | |
| | (4) | Robbie Dolan | 5.0L (-12) | 0:34.33 | 1000-800 (0:11.07) | (0:14.07) | (0:11.07) | (0:11.60) | (0:11.48) | (0:11.37) | (0:11.48) | | |
| 12 | 6 | Gumdrops | 1:11.09 | 0:25.40 | 65.9 (1000-800) | 1:11.09 | 0:56.69 [12] | 0:45.69 [12] | 0:34.27 [11] | 0:22.83 [11] | 0:11.48 [12] | | |
| | (8) | Kyle Wilson-Taylor | 5.1L (-11) | 0:34.26 | 1000-800 (0:11.00) | (0:14.40) | (0:11.00) | (0:11.42) | (0:11.44) | (0:11.34) | (0:11.48) | | |
| 13 | 2 | Chica Mojito | 1:11.16 | 0:25.46 | 66.6 (1000-800) | 1:11.16 | 0:56.59 [13] | 0:45.70 [13] | 0:34.28 [13] | 0:22.83 [13] | 0:11.44 [13] | | |
| | (13) | Michael Rodd | 5.5L (-12) | 0:34.28 | 1000-800 (0:10.89) | (0:14.57) | (0:10.89) | (0:11.42) | (0:11.45) | (0:11.39) | (0:11.44) | | |

Scratched: Melody Again (#1), Kitty Flash (#9), Tectonic Plate (#14), Set To Shine (#15), Foreign Press (#18), Zoufani (#19), La Roja (#20), Cindersea (#21)

Report Created: Sat 20 June 2026

(Note: Races are conducted over an approximate distance as close as possible to the advertised distance, and recorded data may vary accordingly. Official times refer to race times only and do not include handicap times.)

[] Position in running at each section and finish TAB# Saddle cloth number
 -:-:- No data available at this section BAR# Barrier/Gate Position
 NA No data available DNF Did not finish
 DNT Did not track DT-W Distance travelled compared to winner in metres

Fastest split
 Fastest section

data processed by TRIPLESDATA

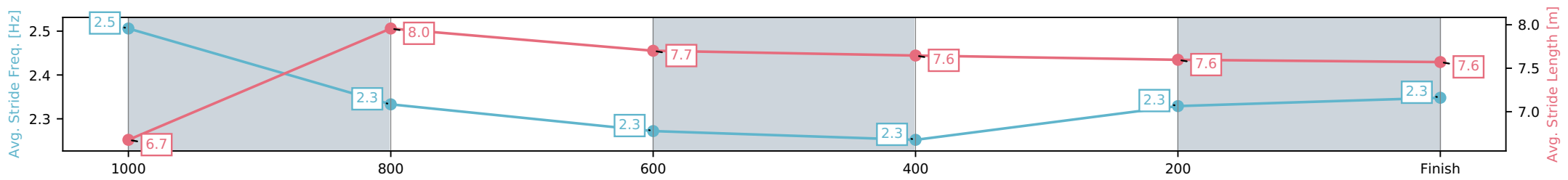
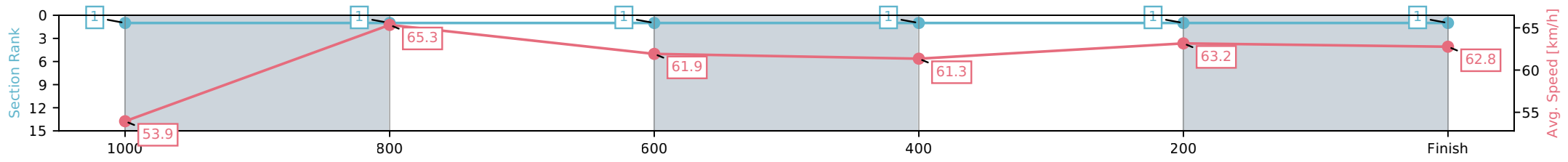
| | |
|--------------------------------|--------------------|
| Horse/Jockey Name | Naifah/Emily Lang |
| Finish Rank | 1 |
| Fastest Section Time (Section) | 0:10.97 (1000-800) |
| Top Speed [km/h] (Section) | 68.9 (1200 - 1000) |
| Race State | Finished |



Ipswich QLD --Professional-2026-06-20
 Race 9: FERTPRO GAI WATERHOUSE CLASSIC - 1200m
 20 June 2026 - 4:31PM
 Track Rating: Soft 5, Weather: Fine, Rail Position: +1m Entire Circuit



| Section | L1200 | L1000 | L800 | L600 | L400 | L200 |
|------------------------|----------------------|--------------------------|--------------------------|--------------------------|--------------------------|--------------------------|
| Section Times | 1:10.22 (0:13.35) | 0:56.87 [1] (0:10.97) | 0:45.90 [1] (0:11.53) | 0:34.37 [1] (0:11.57) | 0:22.80 [1] (0:11.32) | 0:11.49 [1] (0:11.49) |
| Average Speed [km/h] | 53.9 | 65.3 | 61.9 | 61.3 | 63.2 | 62.8 |
| Top Speed [km/h] | 68.9 | 68.8 | 63.3 | 62.2 | 64.3 | 64.6 |
| Avg. Dist. to Rail [m] | 9.3 | 1.9 | 2.2 | 3.4 | 1.2 | 1.6 |
| Avg. Stride Freq. [Hz] | 2.5 | 2.3 | 2.3 | 2.3 | 2.3 | 2.3 |
| Avg. Stride Length [m] | 6.7 | 8.0 | 7.7 | 7.6 | 7.6 | 7.6 |



[] Ranking at each section and finish
 -:-:- No data available at this section
 NA No data available

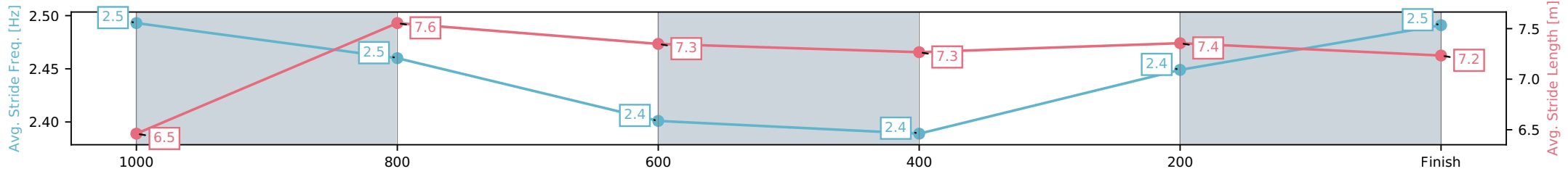
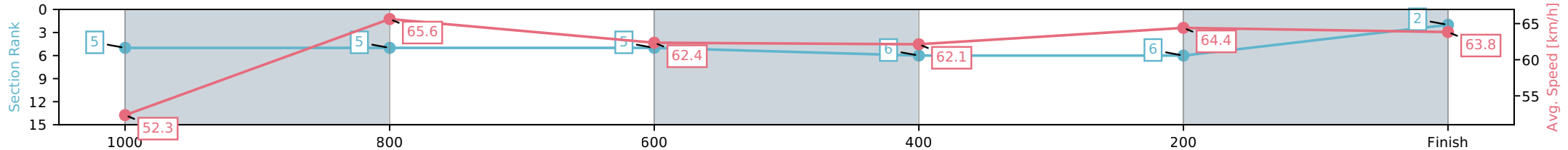
| | |
|--------------------------------|------------------------------|
| Horse/Jockey Name | Manolo Bling/Taylor Marshall |
| Finish Rank | 2 |
| Fastest Section Time (Section) | 0:10.96 (1000-800) |
| Top Speed [km/h] (Section) | 66.8 (1000-800) |
| Race State | Finished |



Ipswich QLD --Professional-2026-06-20
 Race 9: FERTPRO GAI WATERHOUSE CLASSIC - 1200m
 20 June 2026 - 4:31PM
 Track Rating: Soft 5, Weather: Fine, Rail Position: +1m Entire Circuit



| Section | L1200 | L1000 | L800 | L600 | L400 | L200 |
|------------------------|----------------------|--------------------------|--------------------------|--------------------------|--------------------------|--------------------------|
| Section Times | 1:10.42 (0:13.72) | 0:56.70 [5] (0:10.96) | 0:45.74 [5] (0:11.61) | 0:34.12 [5] (0:11.67) | 0:22.46 [6] (0:11.31) | 0:11.15 [6] (0:11.15) |
| Average Speed [km/h] | 52.3 | 65.6 | 62.4 | 62.1 | 64.4 | 63.8 |
| Top Speed [km/h] | 66.0 | 66.8 | 63.3 | 63.6 | 65.2 | 64.9 |
| Avg. Dist. to Rail [m] | 1.4 | 0.7 | 1.4 | 1.9 | 3.4 | 4.2 |
| Avg. Stride Freq. [Hz] | 2.5 | 2.5 | 2.4 | 2.4 | 2.4 | 2.5 |
| Avg. Stride Length [m] | 6.5 | 7.6 | 7.3 | 7.3 | 7.4 | 7.2 |



[] Ranking at each section and finish
 -:-:- No data available at this section
 NA No data available

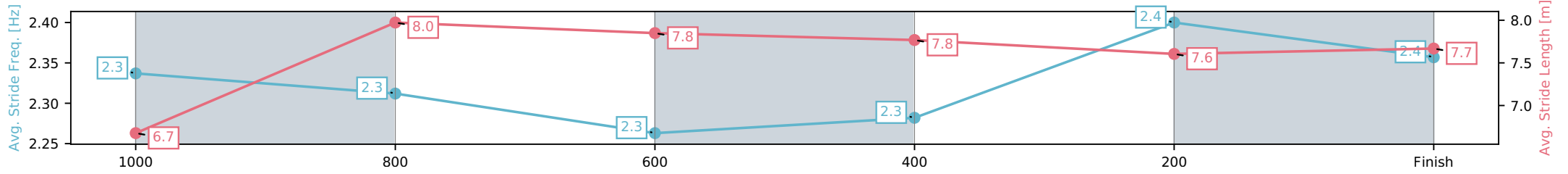
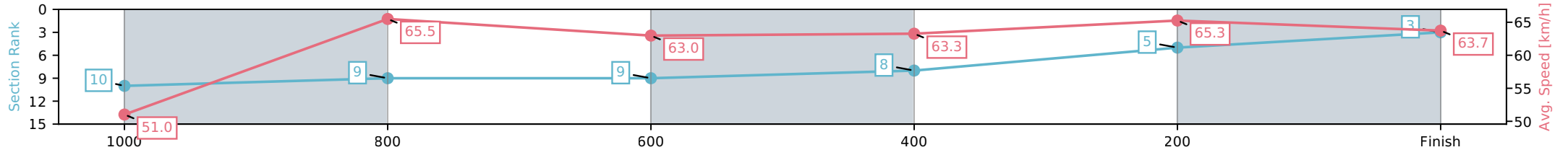
| | |
|--------------------------------|--------------------------------|
| Horse/Jockey Name | Silver Wedding/Mark Du Plessis |
| Finish Rank | 3 |
| Fastest Section Time (Section) | 0:11.04 (1000-800) |
| Top Speed [km/h] (Section) | 66.4 (1000-800) |
| Race State | Finished |



Ipswich QLD --Professional-2026-06-20
 Race 9: FERTPRO GAI WATERHOUSE CLASSIC - 1200m
 20 June 2026 - 4:31PM
 Track Rating: Soft 5, Weather: Fine, Rail Position: +1m Entire Circuit



| Section | L1200 | L1000 | L800 | L600 | L400 | L200 |
|------------------------|----------------------|---------------------------|--------------------------|--------------------------|--------------------------|--------------------------|
| Section Times | 1:10.43 (0:14.08) | 0:56.35 [10] (0:11.04) | 0:45.31 [9] (0:11.51) | 0:33.80 [9] (0:11.46) | 0:22.34 [8] (0:11.12) | 0:11.22 [5] (0:11.22) |
| Average Speed [km/h] | 51.0 | 65.5 | 63.0 | 63.3 | 65.3 | 63.7 |
| Top Speed [km/h] | 65.9 | 66.4 | 64.1 | 64.0 | 65.9 | 65.5 |
| Avg. Dist. to Rail [m] | 6.8 | 2.1 | 2.0 | 1.3 | 3.0 | 4.7 |
| Avg. Stride Freq. [Hz] | 2.3 | 2.3 | 2.3 | 2.3 | 2.4 | 2.4 |
| Avg. Stride Length [m] | 6.7 | 8.0 | 7.8 | 7.8 | 7.6 | 7.7 |



[] Ranking at each section and finish
 -:-:- No data available at this section
 NA No data available

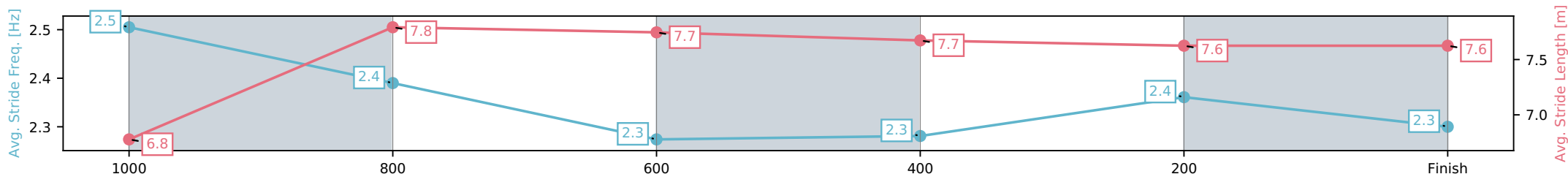
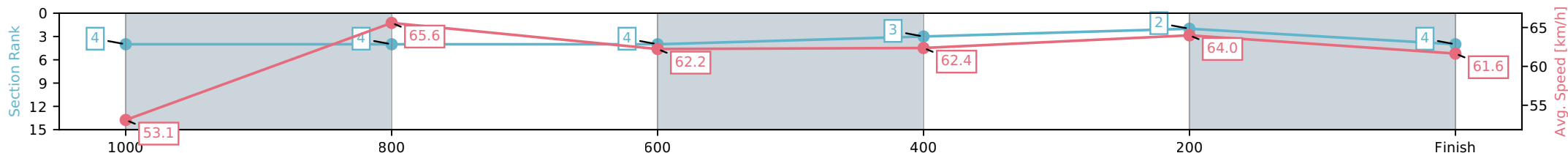
| | |
|--------------------------------|----------------------|
| Horse/Jockey Name | Zouperb/Cejay Graham |
| Finish Rank | 4 |
| Fastest Section Time (Section) | 0:10.96 (1000-800) |
| Top Speed [km/h] (Section) | 67.8 (1000-800) |
| Race State | Finished |



Ipswich QLD --Professional-2026-06-20
 Race 9: FERTPRO GAI WATERHOUSE CLASSIC - 1200m
 20 June 2026 - 4:31PM
 Track Rating: Soft 5, Weather: Fine, Rail Position: +1m Entire Circuit



| Section | L1200 | L1000 | L800 | L600 | L400 | L200 |
|------------------------|----------------------|--------------------------|--------------------------|--------------------------|--------------------------|--------------------------|
| Section Times | 1:10.59 (0:13.57) | 0:57.02 [4] (0:10.96) | 0:46.06 [4] (0:11.56) | 0:34.50 [4] (0:11.56) | 0:22.95 [3] (0:11.32) | 0:11.63 [2] (0:11.63) |
| Average Speed [km/h] | 53.1 | 65.6 | 62.2 | 62.4 | 64.0 | 61.6 |
| Top Speed [km/h] | 67.3 | 67.8 | 63.2 | 64.2 | 64.6 | 63.7 |
| Avg. Dist. to Rail [m] | 8.0 | 1.0 | 0.3 | 0.5 | 1.9 | 2.4 |
| Avg. Stride Freq. [Hz] | 2.5 | 2.4 | 2.3 | 2.3 | 2.4 | 2.3 |
| Avg. Stride Length [m] | 6.8 | 7.8 | 7.7 | 7.7 | 7.6 | 7.6 |



- [] Ranking at each section and finish
- :-:- No data available at this section
- NA No data available

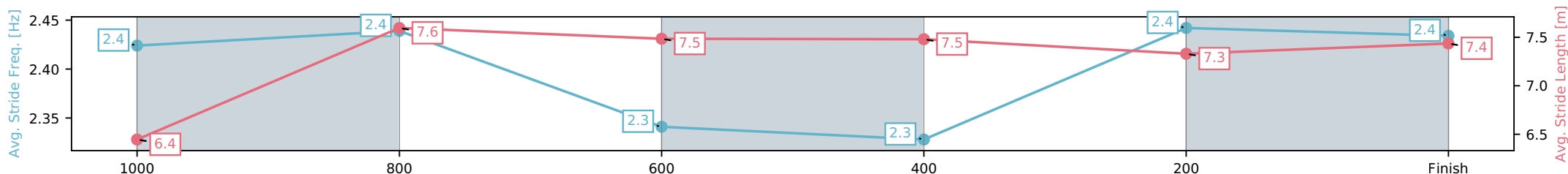
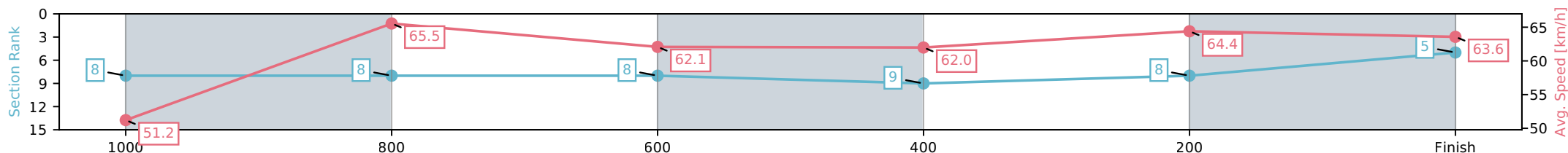
| | |
|--------------------------------|---------------------------|
| Horse/Jockey Name | Cigar Flick/Martin Harley |
| Finish Rank | 5 |
| Fastest Section Time (Section) | 0:10.96 (1000-800) |
| Top Speed [km/h] (Section) | 66.6 (1000-800) |
| Race State | Finished |



Ipswich QLD --Professional-2026-06-20
 Race 9: FERTPRO GAI WATERHOUSE CLASSIC - 1200m
 20 June 2026 - 4:31PM
 Track Rating: Soft 5, Weather: Fine, Rail Position: +1m Entire Circuit



| Section | L1200 | L1000 | L800 | L600 | L400 | L200 |
|------------------------|----------------------|--------------------------|--------------------------|--------------------------|--------------------------|--------------------------|
| Section Times | 1:10.60 (0:14.05) | 0:56.55 [8] (0:10.96) | 0:45.59 [8] (0:11.59) | 0:34.00 [8] (0:11.56) | 0:22.44 [9] (0:11.17) | 0:11.27 [8] (0:11.27) |
| Average Speed [km/h] | 51.2 | 65.5 | 62.1 | 62.0 | 64.4 | 63.6 |
| Top Speed [km/h] | 66.3 | 66.6 | 63.6 | 63.0 | 64.9 | 64.9 |
| Avg. Dist. to Rail [m] | 1.9 | 0.6 | 0.4 | 0.9 | 0.5 | 1.1 |
| Avg. Stride Freq. [Hz] | 2.4 | 2.4 | 2.3 | 2.3 | 2.4 | 2.4 |
| Avg. Stride Length [m] | 6.4 | 7.6 | 7.5 | 7.5 | 7.3 | 7.4 |



- [] Ranking at each section and finish
- :-:- No data available at this section
- NA No data available

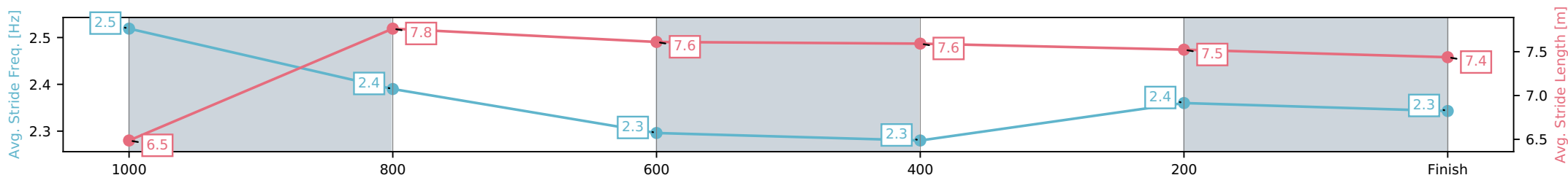
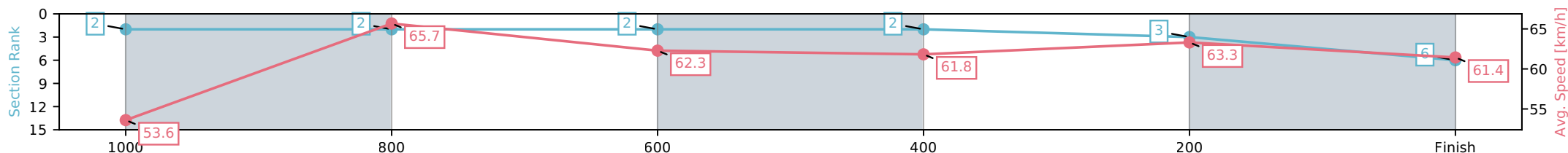
| | |
|--------------------------------|---------------------------|
| Horse/Jockey Name | Give Giggles/Ben Thompson |
| Finish Rank | 6 |
| Fastest Section Time (Section) | 0:11.00 (1000-800) |
| Top Speed [km/h] (Section) | 68.5 (1000-800) |
| Race State | Finished |



Ipswich QLD --Professional-2026-06-20
 Race 9: FERTPRO GAI WATERHOUSE CLASSIC - 1200m
 20 June 2026 - 4:31PM
 Track Rating: Soft 5, Weather: Fine, Rail Position: +1m Entire Circuit



| Section | L1200 | L1000 | L800 | L600 | L400 | L200 |
|------------------------|----------------------|--------------------------|--------------------------|--------------------------|--------------------------|--------------------------|
| Section Times | 1:10.61 (0:13.41) | 0:57.20 [2] (0:11.00) | 0:46.20 [2] (0:11.56) | 0:34.65 [2] (0:11.63) | 0:23.02 [2] (0:11.38) | 0:11.64 [3] (0:11.64) |
| Average Speed [km/h] | 53.6 | 65.7 | 62.3 | 61.8 | 63.3 | 61.4 |
| Top Speed [km/h] | 68.2 | 68.5 | 62.9 | 62.8 | 64.2 | 63.5 |
| Avg. Dist. to Rail [m] | 11.0 | 2.7 | 0.4 | 0.5 | 1.1 | 1.7 |
| Avg. Stride Freq. [Hz] | 2.5 | 2.4 | 2.3 | 2.3 | 2.4 | 2.3 |
| Avg. Stride Length [m] | 6.5 | 7.8 | 7.6 | 7.6 | 7.5 | 7.4 |



- [] Ranking at each section and finish
- :-:- No data available at this section
- NA No data available

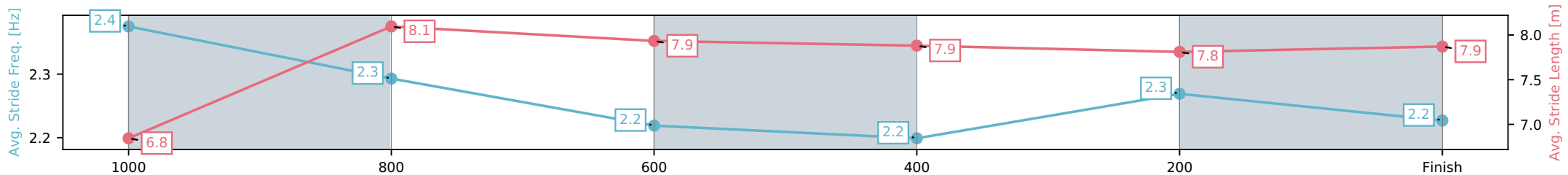
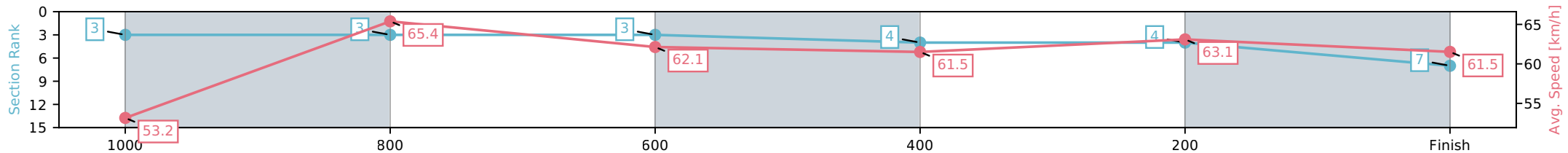
| | |
|--------------------------------|------------------------|
| Horse/Jockey Name | Spring Lee/Ron Stewart |
| Finish Rank | 7 |
| Fastest Section Time (Section) | 0:10.98 (1000-800) |
| Top Speed [km/h] (Section) | 68.2 (1000-800) |
| Race State | Finished |



Ipswich QLD --Professional-2026-06-20
 Race 9: FERTPRO GAI WATERHOUSE CLASSIC - 1200m
 20 June 2026 - 4:31PM
 Track Rating: Soft 5, Weather: Fine, Rail Position: +1m Entire Circuit



| Section | L1200 | L1000 | L800 | L600 | L400 | L200 |
|------------------------|----------------------|--------------------------|--------------------------|--------------------------|--------------------------|--------------------------|
| Section Times | 1:10.77 (0:13.50) | 0:57.27 [3] (0:10.98) | 0:46.28 [3] (0:11.56) | 0:34.73 [3] (0:11.64) | 0:23.08 [4] (0:11.40) | 0:11.68 [4] (0:11.68) |
| Average Speed [km/h] | 53.2 | 65.4 | 62.1 | 61.5 | 63.1 | 61.5 |
| Top Speed [km/h] | 67.1 | 68.2 | 63.2 | 62.1 | 63.7 | 64.2 |
| Avg. Dist. to Rail [m] | 3.9 | 1.1 | 0.6 | 1.0 | 0.4 | 0.5 |
| Avg. Stride Freq. [Hz] | 2.4 | 2.3 | 2.2 | 2.2 | 2.3 | 2.2 |
| Avg. Stride Length [m] | 6.8 | 8.1 | 7.9 | 7.9 | 7.8 | 7.9 |



- [] Ranking at each section and finish
- :-:- No data available at this section
- NA No data available

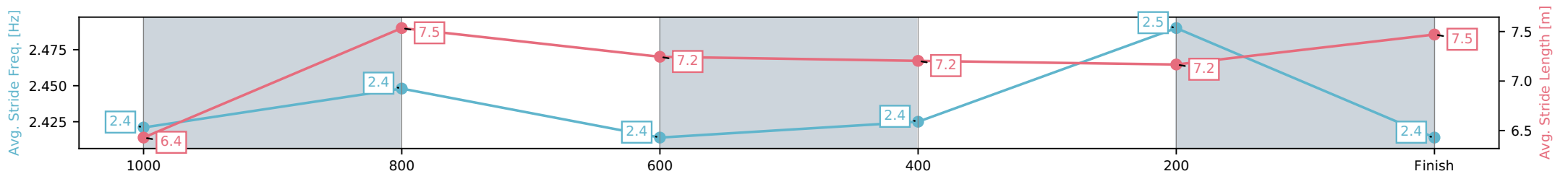
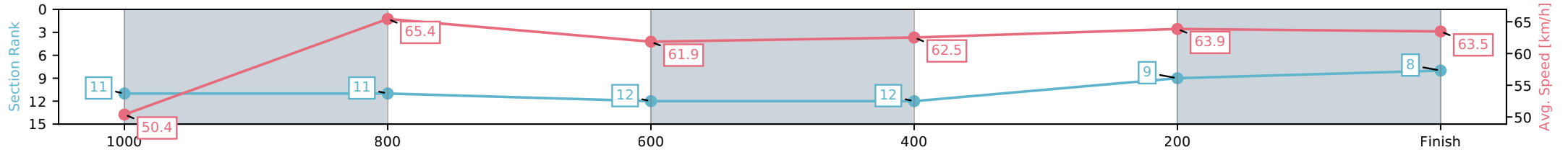
| | |
|--------------------------------|---------------------------|
| Horse/Jockey Name | Coco Jamboo/Jace McMurray |
| Finish Rank | 8 |
| Fastest Section Time (Section) | 0:10.98 (1000-800) |
| Top Speed [km/h] (Section) | 66.8 (1000-800) |
| Race State | Finished |



Ipswich QLD --Professional-2026-06-20
 Race 9: FERTPRO GAI WATERHOUSE CLASSIC - 1200m
 20 June 2026 - 4:31PM
 Track Rating: Soft 5, Weather: Fine, Rail Position: +1m Entire Circuit



| Section | L1200 | L1000 | L800 | L600 | L400 | L200 |
|------------------------|----------------------|---------------------------|---------------------------|---------------------------|---------------------------|--------------------------|
| Section Times | 1:10.79 (0:14.25) | 0:56.54 [11] (0:10.98) | 0:45.56 [11] (0:11.61) | 0:33.94 [12] (0:11.44) | 0:22.51 [12] (0:11.25) | 0:11.26 [9] (0:11.26) |
| Average Speed [km/h] | 50.4 | 65.4 | 61.9 | 62.5 | 63.9 | 63.5 |
| Top Speed [km/h] | 64.6 | 66.8 | 62.9 | 64.0 | 66.2 | 65.6 |
| Avg. Dist. to Rail [m] | 2.7 | 0.7 | 0.5 | 1.6 | 0.6 | 1.2 |
| Avg. Stride Freq. [Hz] | 2.4 | 2.4 | 2.4 | 2.4 | 2.5 | 2.4 |
| Avg. Stride Length [m] | 6.4 | 7.5 | 7.2 | 7.2 | 7.2 | 7.5 |



[] Ranking at each section and finish
 -:-:- No data available at this section
 NA No data available

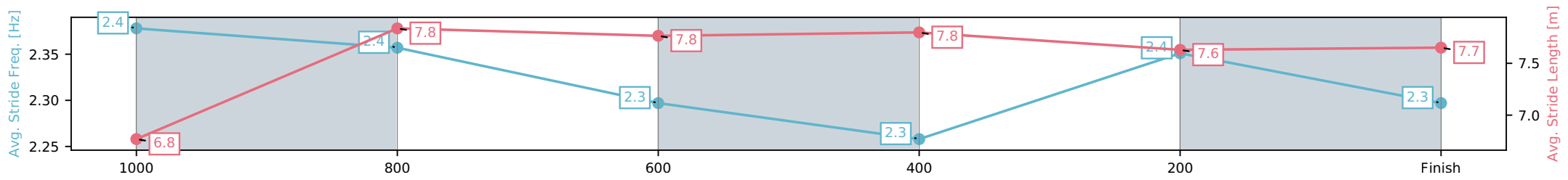
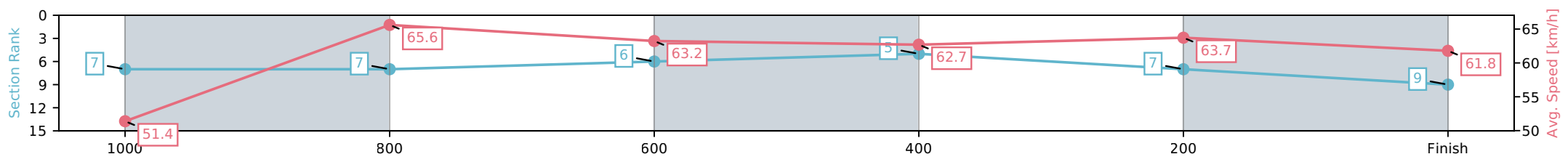
| | |
|--------------------------------|---------------------------|
| Horse/Jockey Name | She's Exotic/Jake Bayliss |
| Finish Rank | 9 |
| Fastest Section Time (Section) | 0:11.00 (1000-800) |
| Top Speed [km/h] (Section) | 66.8 (1000-800) |
| Race State | Finished |



Ipswich QLD --Professional-2026-06-20
 Race 9: FERTPRO GAI WATERHOUSE CLASSIC - 1200m
 20 June 2026 - 4:31PM
 Track Rating: Soft 5, Weather: Fine, Rail Position: +1m Entire Circuit



| Section | L1200 | L1000 | L800 | L600 | L400 | L200 |
|------------------------|----------------------|--------------------------|--------------------------|--------------------------|--------------------------|--------------------------|
| Section Times | 1:10.82 (0:13.96) | 0:56.86 [7] (0:11.00) | 0:45.86 [7] (0:11.44) | 0:34.42 [6] (0:11.51) | 0:22.90 [5] (0:11.36) | 0:11.54 [7] (0:11.54) |
| Average Speed [km/h] | 51.4 | 65.6 | 63.2 | 62.7 | 63.7 | 61.8 |
| Top Speed [km/h] | 64.9 | 66.8 | 64.1 | 64.0 | 64.6 | 63.3 |
| Avg. Dist. to Rail [m] | 6.2 | 2.3 | 1.3 | 0.5 | 2.3 | 4.8 |
| Avg. Stride Freq. [Hz] | 2.4 | 2.4 | 2.3 | 2.3 | 2.4 | 2.3 |
| Avg. Stride Length [m] | 6.8 | 7.8 | 7.8 | 7.8 | 7.6 | 7.7 |



[] Ranking at each section and finish
 -:-:- No data available at this section
 NA No data available

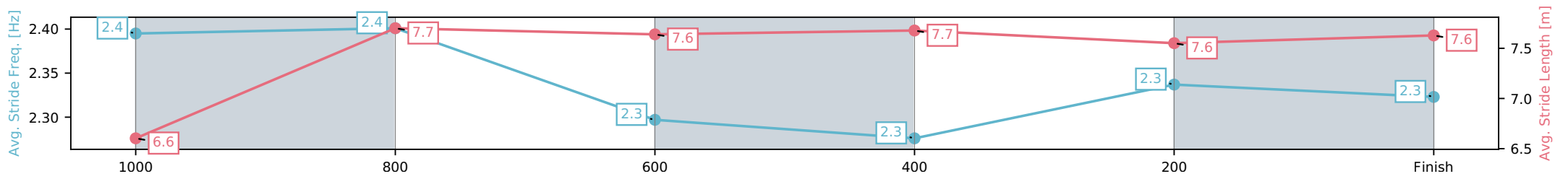
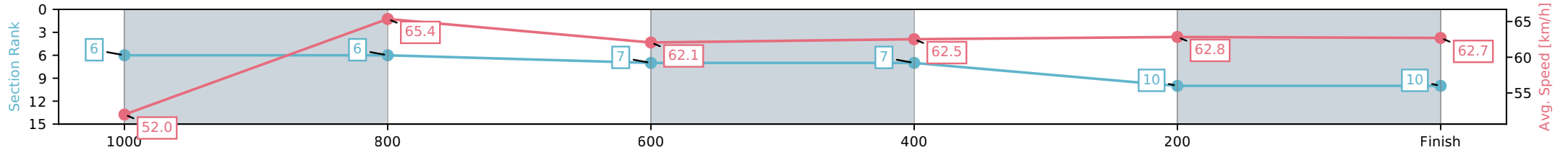
| | |
|--------------------------------|-----------------------------|
| Horse/Jockey Name | Sunset Dreaming/Daniel Moor |
| Finish Rank | 10 |
| Fastest Section Time (Section) | 0:11.04 (1000-800) |
| Top Speed [km/h] (Section) | 67.5 (1000-800) |
| Race State | Finished |



Ipswich QLD --Professional-2026-06-20
 Race 9: FERTPRO GAI WATERHOUSE CLASSIC - 1200m
 20 June 2026 - 4:31PM
 Track Rating: Soft 5, Weather: Fine, Rail Position: +1m Entire Circuit



| Section | L1200 | L1000 | L800 | L600 | L400 | L200 |
|------------------------|----------------------|--------------------------|--------------------------|--------------------------|--------------------------|---------------------------|
| Section Times | 1:11.03 (0:13.83) | 0:57.20 [6] (0:11.04) | 0:46.16 [6] (0:11.63) | 0:34.53 [7] (0:11.55) | 0:22.98 [7] (0:11.50) | 0:11.48 [10] (0:11.48) |
| Average Speed [km/h] | 52.0 | 65.4 | 62.1 | 62.5 | 62.8 | 62.7 |
| Top Speed [km/h] | 67.2 | 67.5 | 62.9 | 63.8 | 63.6 | 64.2 |
| Avg. Dist. to Rail [m] | 4.1 | 1.1 | 0.9 | 0.6 | 2.0 | 2.9 |
| Avg. Stride Freq. [Hz] | 2.4 | 2.4 | 2.3 | 2.3 | 2.3 | 2.3 |
| Avg. Stride Length [m] | 6.6 | 7.7 | 7.6 | 7.7 | 7.6 | 7.6 |



[] Ranking at each section and finish
 -:-:- No data available at this section
 NA No data available

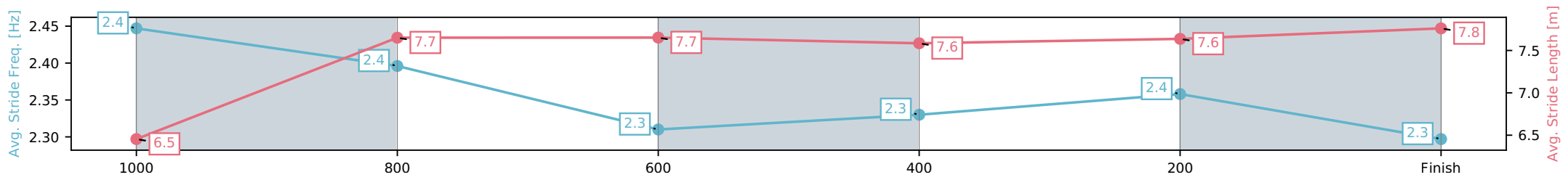
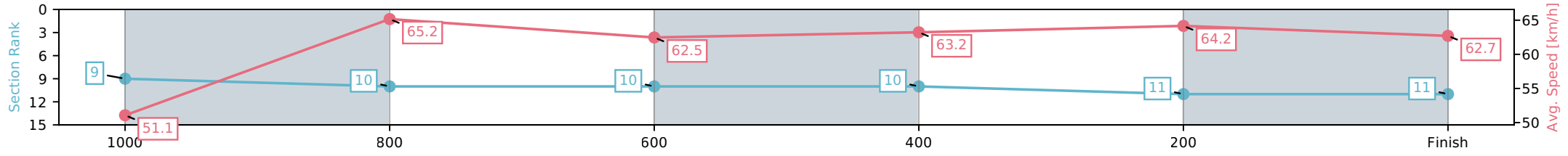
| | |
|--------------------------------|--------------------|
| Horse/Jockey Name | Scud/Robbie Dolan |
| Finish Rank | 11 |
| Fastest Section Time (Section) | 0:11.07 (1000-800) |
| Top Speed [km/h] (Section) | 65.8 (1000-800) |
| Race State | Finished |



Ipswich QLD --Professional-2026-06-20
 Race 9: FERTPRO GAI WATERHOUSE CLASSIC - 1200m
 20 June 2026 - 4:31PM
 Track Rating: Soft 5, Weather: Fine, Rail Position: +1m Entire Circuit



| Section | L1200 | L1000 | L800 | L600 | L400 | L200 |
|------------------------|----------------------|--------------------------|---------------------------|---------------------------|---------------------------|---------------------------|
| Section Times | 1:11.06 (0:14.07) | 0:56.99 [9] (0:11.07) | 0:45.92 [10] (0:11.60) | 0:34.32 [10] (0:11.48) | 0:22.84 [10] (0:11.37) | 0:11.48 [11] (0:11.48) |
| Average Speed [km/h] | 51.1 | 65.2 | 62.5 | 63.2 | 64.2 | 62.7 |
| Top Speed [km/h] | 65.4 | 65.8 | 64.4 | 64.4 | 64.7 | 64.5 |
| Avg. Dist. to Rail [m] | 3.3 | 1.3 | 1.6 | 2.0 | 4.1 | 7.2 |
| Avg. Stride Freq. [Hz] | 2.4 | 2.4 | 2.3 | 2.3 | 2.4 | 2.3 |
| Avg. Stride Length [m] | 6.5 | 7.7 | 7.7 | 7.6 | 7.6 | 7.8 |



[] Ranking at each section and finish
 -:-:- No data available at this section
 NA No data available

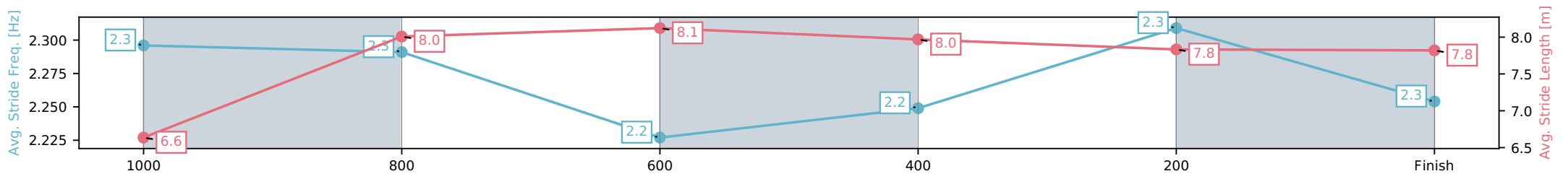
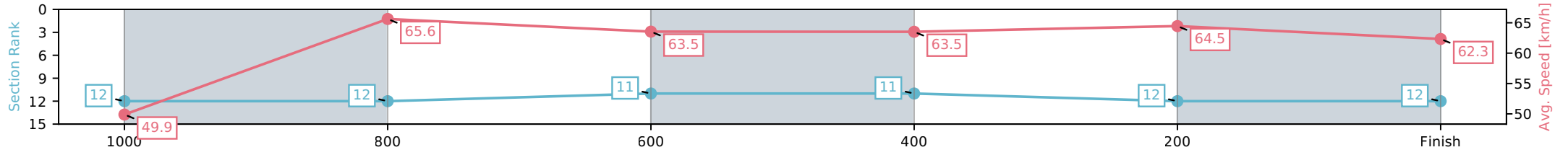
| | |
|--------------------------------|-----------------------------|
| Horse/Jockey Name | Gumdrops/Kyle Wilson-Taylor |
| Finish Rank | 12 |
| Fastest Section Time (Section) | 0:11.00 (1000-800) |
| Top Speed [km/h] (Section) | 65.9 (1000-800) |
| Race State | Finished |



Ipswich QLD --Professional-2026-06-20
 Race 9: FERTPRO GAI WATERHOUSE CLASSIC - 1200m
 20 June 2026 - 4:31PM
 Track Rating: Soft 5, Weather: Fine, Rail Position: +1m Entire Circuit



| Section | L1200 | L1000 | L800 | L600 | L400 | L200 |
|------------------------|----------------------|---------------------------|---------------------------|---------------------------|---------------------------|---------------------------|
| Section Times | 1:11.09 (0:14.40) | 0:56.69 [12] (0:11.00) | 0:45.69 [12] (0:11.42) | 0:34.27 [11] (0:11.44) | 0:22.83 [11] (0:11.34) | 0:11.48 [12] (0:11.48) |
| Average Speed [km/h] | 49.9 | 65.6 | 63.5 | 63.5 | 64.5 | 62.3 |
| Top Speed [km/h] | 64.6 | 65.9 | 65.3 | 64.6 | 65.1 | 63.8 |
| Avg. Dist. to Rail [m] | 6.1 | 1.7 | 2.0 | 1.9 | 5.2 | 7.8 |
| Avg. Stride Freq. [Hz] | 2.3 | 2.3 | 2.2 | 2.2 | 2.3 | 2.3 |
| Avg. Stride Length [m] | 6.6 | 8.0 | 8.1 | 8.0 | 7.8 | 7.8 |



[] Ranking at each section and finish
 -:-:- No data available at this section
 NA No data available

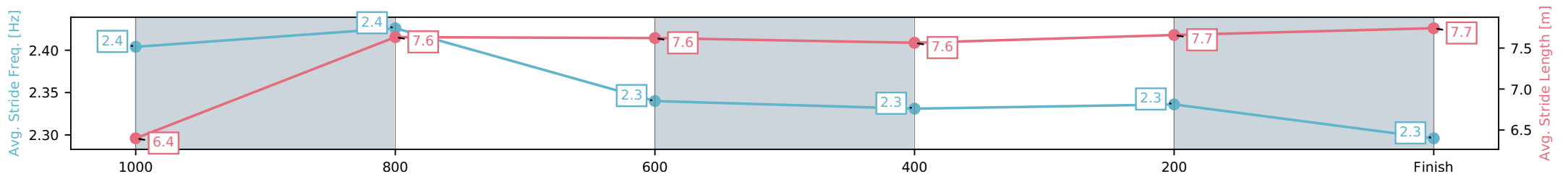
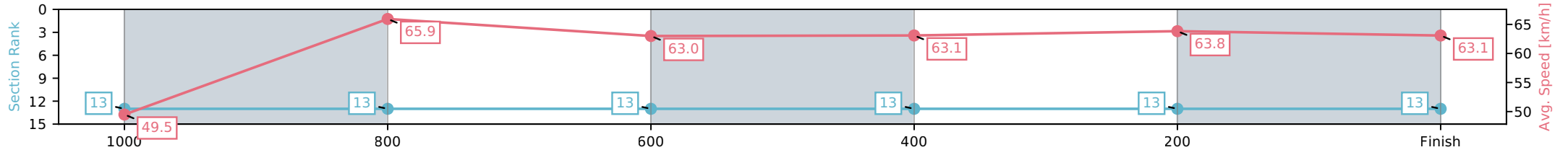
| | |
|--------------------------------|---------------------------|
| Horse/Jockey Name | Chica Mojito/Michael Rodd |
| Finish Rank | 13 |
| Fastest Section Time (Section) | 0:10.89 (1000-800) |
| Top Speed [km/h] (Section) | 66.6 (1000-800) |
| Race State | Finished |



Ipswich QLD --Professional-2026-06-20
 Race 9: FERTPRO GAI WATERHOUSE CLASSIC - 1200m
 20 June 2026 - 4:31PM
 Track Rating: Soft 5, Weather: Fine, Rail Position: +1m Entire Circuit



| Section | L1200 | L1000 | L800 | L600 | L400 | L200 |
|------------------------|----------------------|---------------------------|---------------------------|---------------------------|---------------------------|---------------------------|
| Section Times | 1:11.16 (0:14.57) | 0:56.59 [13] (0:10.89) | 0:45.70 [13] (0:11.42) | 0:34.28 [13] (0:11.45) | 0:22.83 [13] (0:11.39) | 0:11.44 [13] (0:11.44) |
| Average Speed [km/h] | 49.5 | 65.9 | 63.0 | 63.1 | 63.8 | 63.1 |
| Top Speed [km/h] | 64.7 | 66.6 | 64.7 | 64.2 | 64.3 | 64.1 |
| Avg. Dist. to Rail [m] | 6.2 | 1.0 | 0.3 | 0.6 | 3.6 | 4.4 |
| Avg. Stride Freq. [Hz] | 2.4 | 2.4 | 2.3 | 2.3 | 2.3 | 2.3 |
| Avg. Stride Length [m] | 6.4 | 7.6 | 7.6 | 7.6 | 7.7 | 7.7 |



[] Ranking at each section and finish
 -:-:- No data available at this section
 NA No data available