



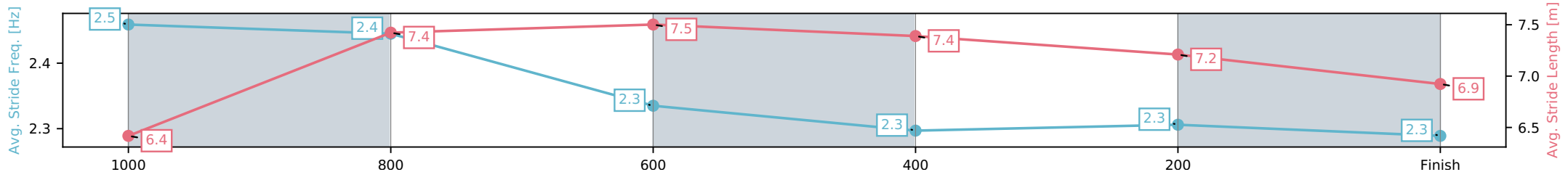
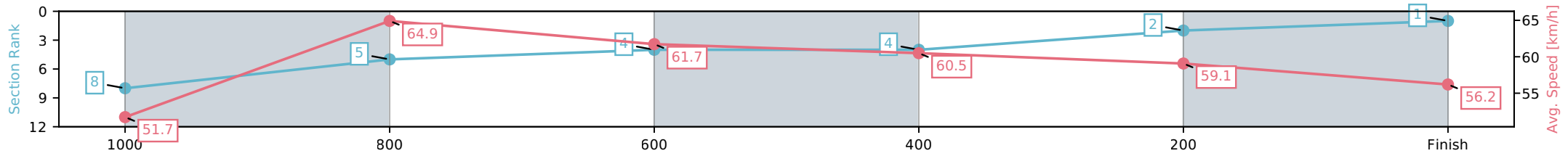
Horse/Jockey Name	Dreams Don't Die/Damien Boche
Finish Rank	1
Fastest Section Time (Section)	0:11.30 (1000-800)
Top Speed [km/h] (Section)	66.1 (1000-800)
Race State	PUBLISHED



Toowoomba QLD --Professional-2026-06-20  
 Race 1: Obrienco Transport QTIS Two-Years-Old Maiden Plate - 1200m  
 20 June 2026 - 4:57PM  
 Track Rating: Good 4, Weather: Fine, Rail Position: True Entire Circuit



Section	L1200	L1000	L800	L600	L400	L200
Section Times	1:14.49 (0:13.64)	1:00.85 [8] (0:11.30)	0:49.54 [5] (0:11.98)	0:37.56 [4] (0:12.24)	0:25.33 [4] (0:12.48)	0:12.85 [2] (0:12.85)
Average Speed [km/h]	51.7	64.9	61.7	60.5	59.1	56.2
Top Speed [km/h]	64.1	66.1	64.2	61.4	60.1	58.2
Avg. Dist. to Rail [m]	9.9	5.6	7.5	5.6	7.2	8.7
Avg. Stride Freq. [Hz]	2.5	2.4	2.3	2.3	2.3	2.3
Avg. Stride Length [m]	6.4	7.4	7.5	7.4	7.2	6.9



[ ] Ranking at each section and finish  
 -.-.- No data available at this section  
 NA No data available

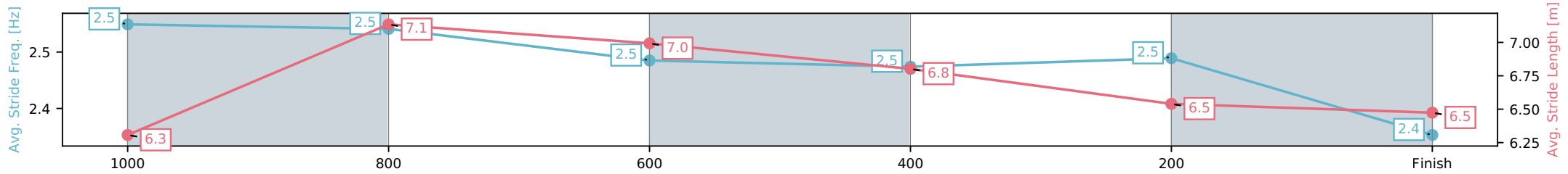
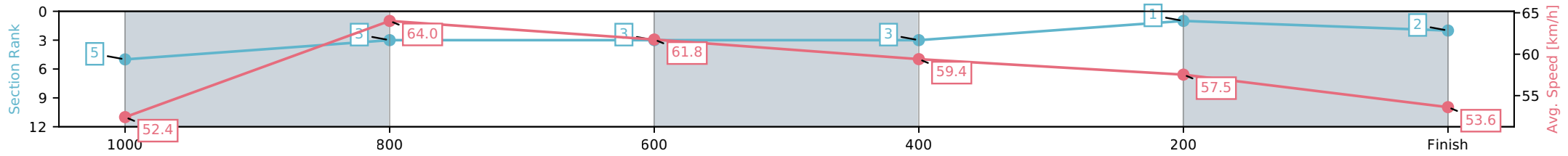
Horse/Jockey Name	Royal Diamond/Kenji Yoshida
Finish Rank	2
Fastest Section Time (Section)	0:11.42 (1000-800)
Top Speed [km/h] (Section)	67.0 (1200 - 1000)
Race State	PUBLISHED



Toowoomba QLD --Professional-2026-06-20  
 Race 1: Obrienco Transport QTIS Two-Years-Old Maiden Plate - 1200m  
 20 June 2026 - 4:57PM  
 Track Rating: Good 4, Weather: Fine, Rail Position: True Entire Circuit



Section	L1200	L1000	L800	L600	L400	L200
Section Times	1:15.23 (0:13.49)	1:01.74 [5] (0:11.42)	0:50.32 [3] (0:11.81)	0:38.51 [3] (0:12.28)	0:26.23 [3] (0:12.57)	0:13.67 [1] (0:13.67)
Average Speed [km/h]	52.4	64.0	61.8	59.4	57.5	53.6
Top Speed [km/h]	67.0	66.2	63.2	60.9	58.9	56.6
Avg. Dist. to Rail [m]	8.7	4.7	3.5	2.6	1.7	1.8
Avg. Stride Freq. [Hz]	2.5	2.5	2.5	2.5	2.5	2.4
Avg. Stride Length [m]	6.3	7.1	7.0	6.8	6.5	6.5



[ ] Ranking at each section and finish  
 -:-:- No data available at this section  
 NA No data available

Horse/Jockey Name	Gunna Wannabe/Les Tilley
Finish Rank	3
Fastest Section Time (Section)	0:11.66 (1000-800)
Top Speed [km/h] (Section)	65.3 (1200 - 1000)
Race State	PUBLISHED



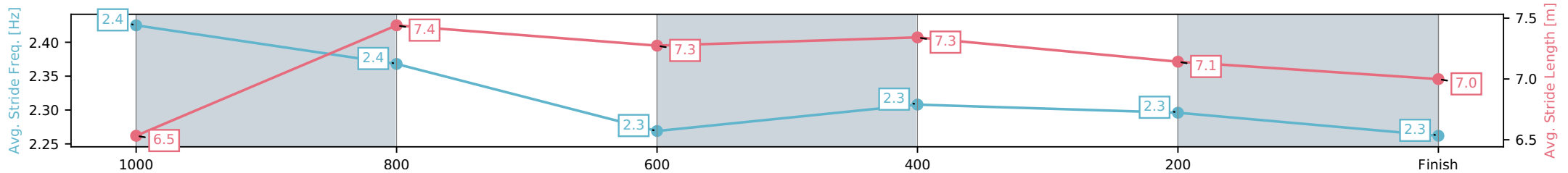
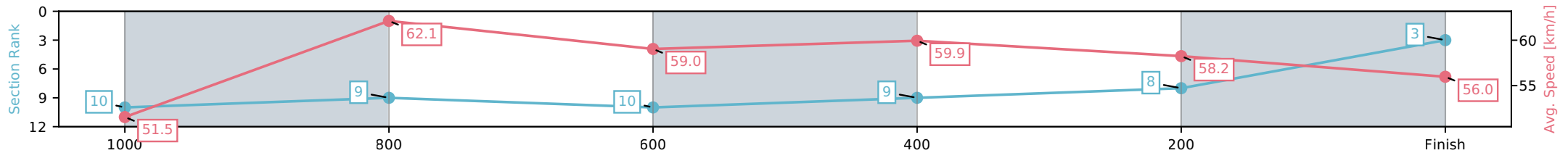
Toowoomba QLD --Professional-2026-06-20  
 Race 1: Obrienco Transport QTIS Two-Years-Old Maiden Plate  
 - 1200m



20 June 2026 - 4:57PM

Track Rating: Good 4, Weather: Fine, Rail Position: True Entire Circuit

Section	L1200	L1000	L800	L600	L400	L200
Section Times	1:15.39 (0:13.71)	1:01.68 [10] (0:11.66)	0:50.02 [9] (0:12.30)	0:37.72 [10] (0:12.15)	0:25.57 [9] (0:12.43)	0:13.15 [8] (0:13.15)
Average Speed [km/h]	51.5	62.1	59.0	59.9	58.2	56.0
Top Speed [km/h]	65.3	64.2	61.3	61.9	58.7	57.1
Avg. Dist. to Rail [m]	4.5	2.0	2.3	2.4	2.4	6.6
Avg. Stride Freq. [Hz]	2.4	2.4	2.3	2.3	2.3	2.3
Avg. Stride Length [m]	6.5	7.4	7.3	7.3	7.1	7.0



- [ ] Ranking at each section and finish
- :-:- No data available at this section
- NA No data available

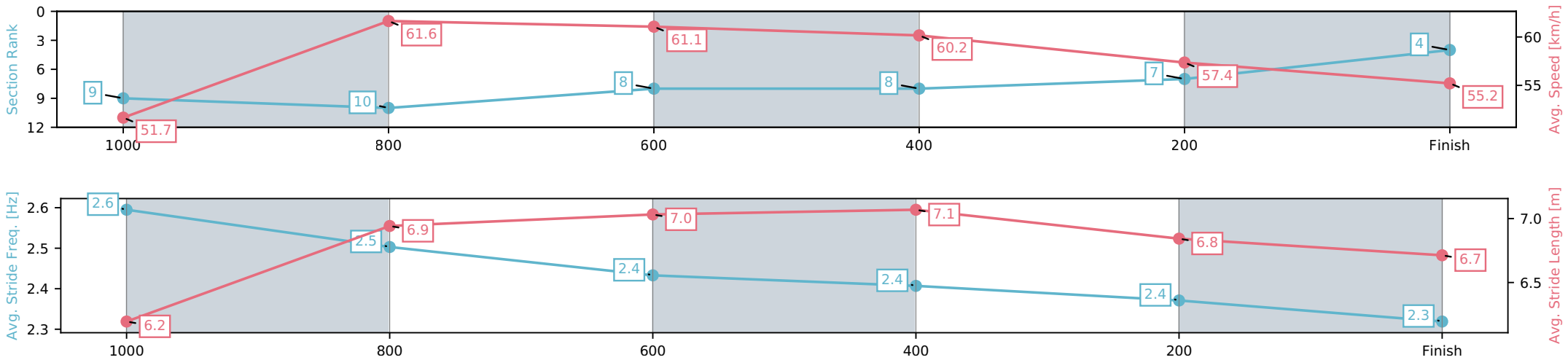
Horse/Jockey Name	Beelzie/Chloe Lowe
Finish Rank	4
Fastest Section Time (Section)	0:11.81 (1000-800)
Top Speed [km/h] (Section)	66.3 (1200 - 1000)
Race State	PUBLISHED



Toowoomba QLD --Professional-2026-06-20  
 Race 1: Obrienco Transport QTIS Two-Years-Old Maiden Plate  
 - 1200m  
 20 June 2026 - 4:57PM  
 Track Rating: Good 4, Weather: Fine, Rail Position: True Entire Circuit



Section	L1200	L1000	L800	L600	L400	L200
Section Times	1:15.40 (0:13.66)	1:01.74 [9] (0:11.81)	0:49.93 [10] (0:11.98)	0:37.95 [8] (0:12.12)	0:25.83 [8] (0:12.62)	0:13.21 [7] (0:13.21)
Average Speed [km/h]	51.7	61.6	61.1	60.2	57.4	55.2
Top Speed [km/h]	66.3	62.4	61.8	62.3	58.8	56.3
Avg. Dist. to Rail [m]	7.3	3.7	4.5	2.7	2.0	5.0
Avg. Stride Freq. [Hz]	2.6	2.5	2.4	2.4	2.4	2.3
Avg. Stride Length [m]	6.2	6.9	7.0	7.1	6.8	6.7



[ ] Ranking at each section and finish  
 -:-:- No data available at this section  
 NA No data available

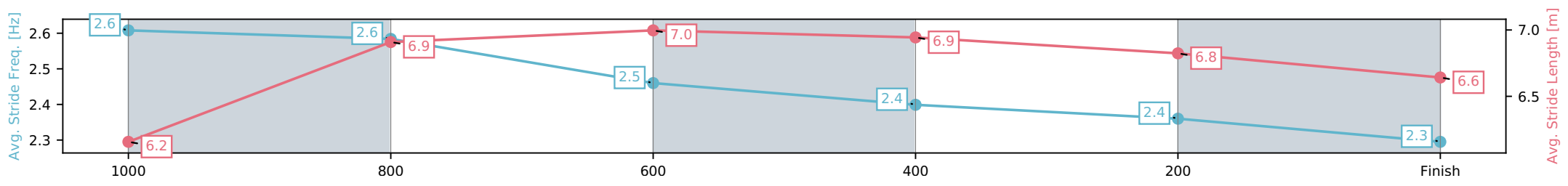
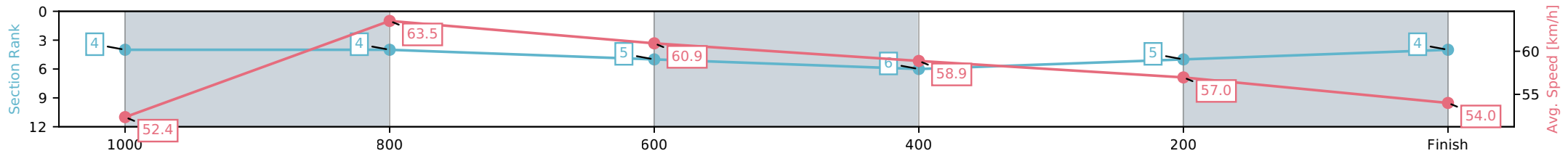
Horse/Jockey Name	Jasmintina/Stacey Callow
Finish Rank	5
Fastest Section Time (Section)	0:11.46 (1000-800)
Top Speed [km/h] (Section)	65.6 (1000-800)
Race State	PUBLISHED



Toowoomba QLD --Professional-2026-06-20  
 Race 1: Obrienco Transport QTIS Two-Years-Old Maiden Plate - 1200m  
 20 June 2026 - 4:57PM  
 Track Rating: Good 4, Weather: Fine, Rail Position: True Entire Circuit



Section	L1200	L1000	L800	L600	L400	L200
Section Times	1:15.40 (0:13.48)	1:01.92 [4] (0:11.46)	0:50.46 [4] (0:11.99)	0:38.47 [5] (0:12.33)	0:26.14 [6] (0:12.68)	0:13.46 [5] (0:13.46)
Average Speed [km/h]	52.4	63.5	60.9	58.9	57.0	54.0
Top Speed [km/h]	65.3	65.6	63.0	60.3	58.3	55.3
Avg. Dist. to Rail [m]	5.3	3.7	3.3	1.8	1.2	3.9
Avg. Stride Freq. [Hz]	2.6	2.6	2.5	2.4	2.4	2.3
Avg. Stride Length [m]	6.2	6.9	7.0	6.9	6.8	6.6



[ ] Ranking at each section and finish  
 -:-:- No data available at this section  
 NA No data available

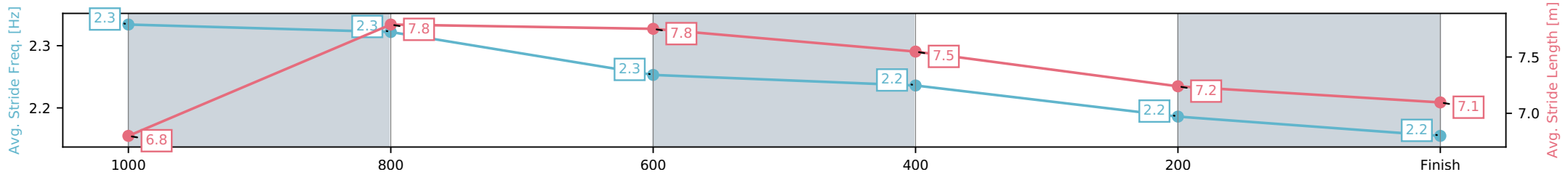
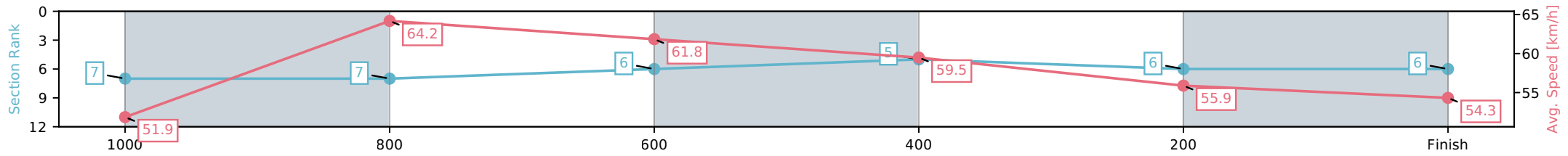
Horse/Jockey Name	Diamond Ocean/Gary Geran
Finish Rank	6
Fastest Section Time (Section)	0:11.43 (1000-800)
Top Speed [km/h] (Section)	66.0 (1200 - 1000)
Race State	PUBLISHED



Toowoomba QLD --Professional-2026-06-20  
 Race 1: Obrienco Transport QTIS Two-Years-Old Maiden Plate  
 - 1200m  
 20 June 2026 - 4:57PM  
 Track Rating: Good 4, Weather: Fine, Rail Position: True Entire Circuit



Section	L1200	L1000	L800	L600	L400	L200
Section Times	1:15.51 (0:13.63)	1:01.88 [7] (0:11.43)	0:50.44 [7] (0:11.90)	0:38.54 [6] (0:12.24)	0:26.30 [5] (0:12.93)	0:13.37 [6] (0:13.37)
Average Speed [km/h]	51.9	64.2	61.8	59.5	55.9	54.3
Top Speed [km/h]	66.0	66.0	63.1	61.7	58.4	55.1
Avg. Dist. to Rail [m]	10.8	6.6	5.3	2.7	1.5	4.8
Avg. Stride Freq. [Hz]	2.3	2.3	2.3	2.2	2.2	2.2
Avg. Stride Length [m]	6.8	7.8	7.8	7.5	7.2	7.1



[ ] Ranking at each section and finish  
 -:-:- No data available at this section  
 NA No data available

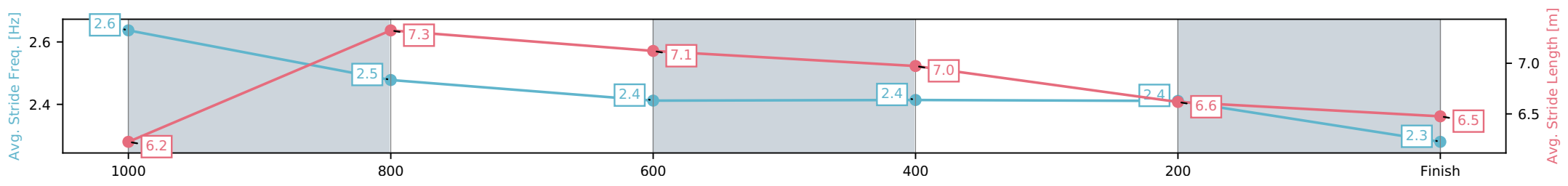
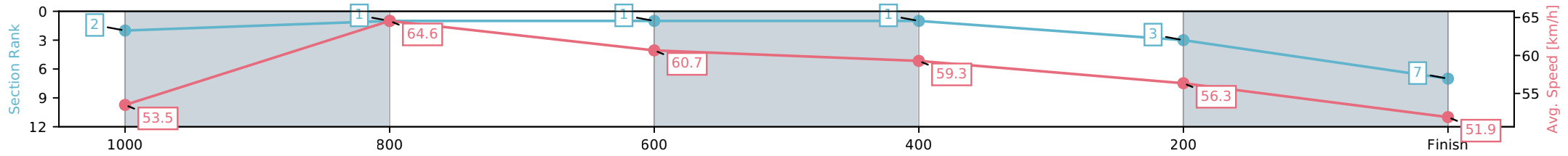
Horse/Jockey Name	Shoes And Socks/Fiona Sandkuhl
Finish Rank	7
Fastest Section Time (Section)	0:11.31 (1000-800)
Top Speed [km/h] (Section)	66.0 (1200 - 1000)
Race State	PUBLISHED



Toowoomba QLD --Professional-2026-06-20  
 Race 1: Obrienco Transport QTIS Two-Years-Old Maiden Plate  
 - 1200m  
 20 June 2026 - 4:57PM  
 Track Rating: Good 4, Weather: Fine, Rail Position: True Entire Circuit



Section	L1200	L1000	L800	L600	L400	L200
Section Times	1:15.64 (0:13.21)	1:02.43 [2] (0:11.31)	0:51.12 [1] (0:12.12)	0:39.00 [1] (0:12.28)	0:26.73 [1] (0:12.86)	0:13.87 [3] (0:13.87)
Average Speed [km/h]	53.5	64.6	60.7	59.3	56.3	51.9
Top Speed [km/h]	66.0	65.8	63.5	60.8	58.2	54.4
Avg. Dist. to Rail [m]	8.0	4.6	5.0	2.2	1.1	0.4
Avg. Stride Freq. [Hz]	2.6	2.5	2.4	2.4	2.4	2.3
Avg. Stride Length [m]	6.2	7.3	7.1	7.0	6.6	6.5



[ ] Ranking at each section and finish  
 -.-.- No data available at this section  
 NA No data available

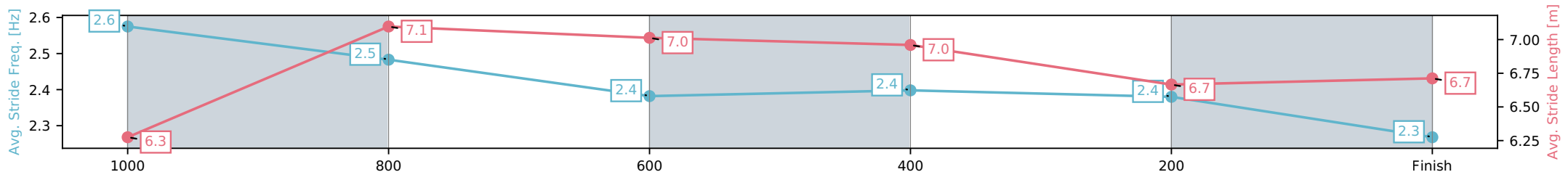
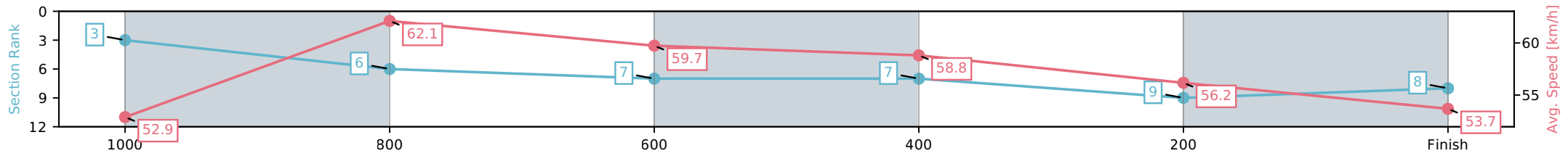
Horse/Jockey Name	Nifty's Treasure/Kelsey Lenton
Finish Rank	8
Fastest Section Time (Section)	0:11.74 (1000-800)
Top Speed [km/h] (Section)	64.3 (1000-800)
Race State	PUBLISHED



Toowoomba QLD --Professional-2026-06-20  
 Race 1: Obrienco Transport QTIS Two-Years-Old Maiden Plate - 1200m  
 20 June 2026 - 4:57PM  
 Track Rating: Good 4, Weather: Fine, Rail Position: True Entire Circuit



Section	L1200	L1000	L800	L600	L400	L200
Section Times	1:15.89 (0:13.31)	1:02.58 [3] (0:11.74)	0:50.83 [6] (0:12.20)	0:38.63 [7] (0:12.28)	0:26.36 [7] (0:12.77)	0:13.59 [9] (0:13.59)
Average Speed [km/h]	52.9	62.1	59.7	58.8	56.2	53.7
Top Speed [km/h]	64.2	64.3	61.5	61.1	58.0	55.4
Avg. Dist. to Rail [m]	5.7	4.2	2.7	0.9	0.9	1.3
Avg. Stride Freq. [Hz]	2.6	2.5	2.4	2.4	2.4	2.3
Avg. Stride Length [m]	6.3	7.1	7.0	7.0	6.7	6.7



[ ] Ranking at each section and finish  
 -.-.- No data available at this section  
 NA No data available

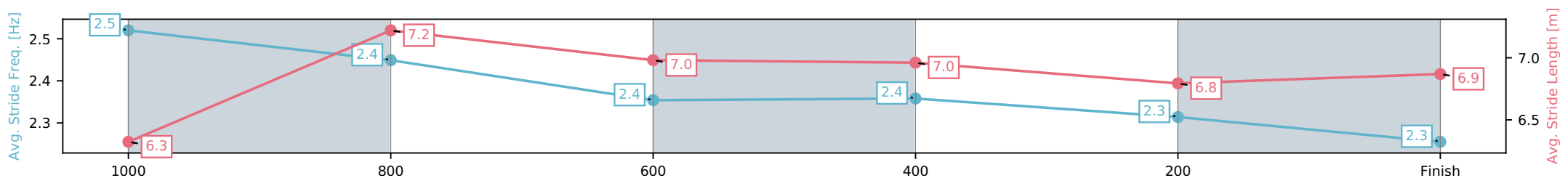
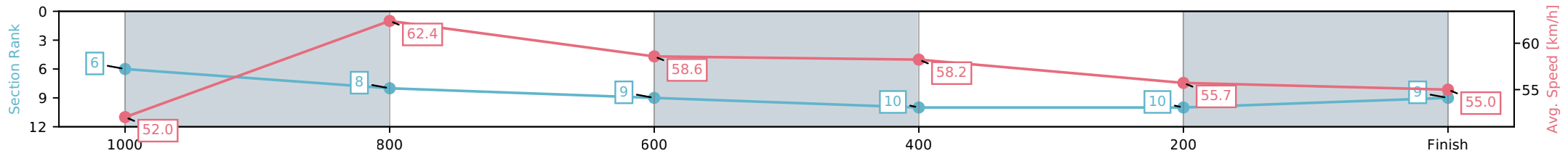
Horse/Jockey Name	King's Diamond/Nathan Fazackerley
Finish Rank	9
Fastest Section Time (Section)	0:11.67 (1000-800)
Top Speed [km/h] (Section)	64.6 (1000-800)
Race State	PUBLISHED



Toowoomba QLD --Professional-2026-06-20  
 Race 1: Obrienco Transport QTIS Two-Years-Old Maiden Plate  
 - 1200m  
 20 June 2026 - 4:57PM  
 Track Rating: Good 4, Weather: Fine, Rail Position: True Entire Circuit



Section	L1200	L1000	L800	L600	L400	L200
Section Times	1:16.14 (0:13.56)	1:02.58 [6] (0:11.67)	0:50.92 [8] (0:12.38)	0:38.54 [9] (0:12.45)	0:26.09 [10] (0:12.89)	0:13.20 [10] (0:13.20)
Average Speed [km/h]	52.0	62.4	58.6	58.2	55.7	55.0
Top Speed [km/h]	62.8	64.6	59.9	59.1	56.7	55.6
Avg. Dist. to Rail [m]	6.9	3.8	2.0	1.3	0.9	4.9
Avg. Stride Freq. [Hz]	2.5	2.4	2.4	2.4	2.3	2.3
Avg. Stride Length [m]	6.3	7.2	7.0	7.0	6.8	6.9



[ ] Ranking at each section and finish  
 -.-.- No data available at this section  
 NA No data available

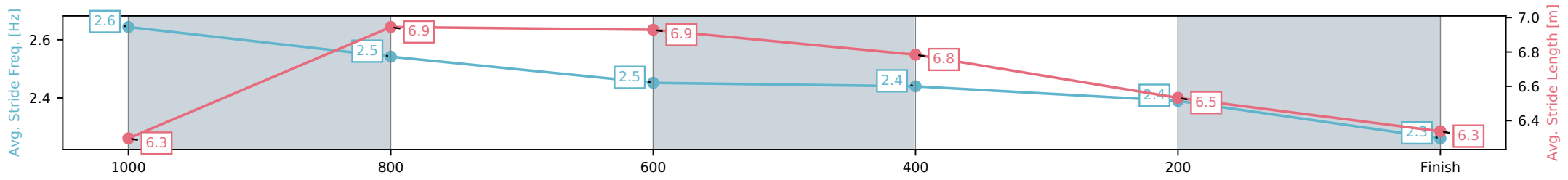
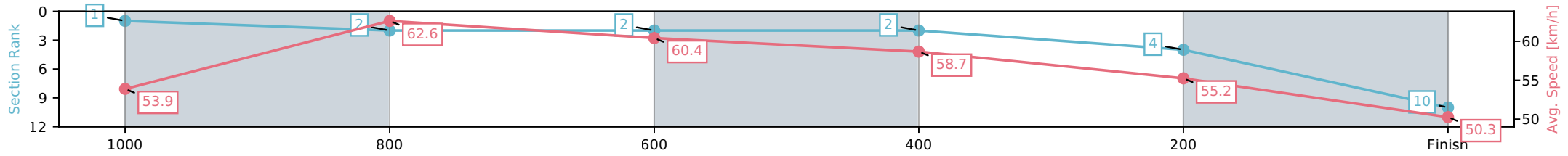
Horse/Jockey Name	Concerned/Hannah Richardson
Finish Rank	10
Fastest Section Time (Section)	0:11.55 (1000-800)
Top Speed [km/h] (Section)	65.1 (1200 - 1000)
Race State	PUBLISHED



Toowoomba QLD --Professional-2026-06-20  
 Race 1: Obrienco Transport QTIS Two-Years-Old Maiden Plate - 1200m  
 20 June 2026 - 4:57PM  
 Track Rating: Good 4, Weather: Fine, Rail Position: True Entire Circuit



Section	L1200	L1000	L800	L600	L400	L200
Section Times	1:16.39 (0:13.12)	1:03.26 [1] (0:11.55)	0:51.72 [2] (0:11.98)	0:39.74 [2] (0:12.30)	0:27.44 [2] (0:12.98)	0:14.46 [4] (0:14.46)
Average Speed [km/h]	53.9	62.6	60.4	58.7	55.2	50.3
Top Speed [km/h]	65.1	64.8	62.3	59.9	57.6	52.7
Avg. Dist. to Rail [m]	9.9	2.1	1.1	0.7	0.7	0.6
Avg. Stride Freq. [Hz]	2.6	2.5	2.5	2.4	2.4	2.3
Avg. Stride Length [m]	6.3	6.9	6.9	6.8	6.5	6.3



[ ] Ranking at each section and finish  
 -.-.- No data available at this section  
 NA No data available



# Toowoomba QLD

Race 2: Western Truck Group Toowoomba BenchMark 58 Handicap - 1200m

20 June 2026 - 5:29PM

Track Rating: Good 4, Weather: Fine, Rail Position: True Entire Circuit



Field Times (Race Tempo)      1:13.83    1:00.20    0:48.52    0:36.30    0:24.04    0:12.31  
 (0:13.63)    (0:11.69)    (0:12.21)    (0:12.26)    (0:11.73)    (0:12.31)

Rank	TAB#	Horse	Overall Time	First 400m	Top Speed km/h (Section)	L1200	L1000	L800	L600	L400	L200		
	(BAR#)	Jockey	Margin (DT-W)	Last 600m	Fastest Section (Time)	Start - 1000	1000 - 800	800 - 600	600 - 400	400 - 200	200 - Finish		
1	1	Thunder Award	1:13.83	0:25.80	63.2 (1000-800)	1:13.83	0:59.91 [5]	0:48.03 [5]	0:35.88 [5]	0:24.02 [2]	0:12.31 [1]		
	(2)	Harrison Shaw		0:35.88	400-200 (0:11.70)	(0:13.92)	(0:11.88)	(0:12.15)	(0:11.87)	(0:11.70)	(0:12.31)		
2	4	Throw It Back	1:13.94	0:25.53	63.4 (1200 - 1000)	1:13.94	1:00.13 [4]	0:48.42 [3]	0:36.25 [3]	0:24.15 [1]	0:12.28 [2]		
	(7)	Montanna Savva	0.6L (-3)	0:36.26	1000-800 (0:11.72)	(0:13.81)	(0:11.72)	(0:12.16)	(0:12.10)	(0:11.88)	(0:12.28)		
3	7	Whittaker	1:14.21	0:26.07	62.7 (600-400)	1:14.21	1:00.09 [7]	0:48.14 [7]	0:36.01 [6]	0:24.09 [6]	0:12.10 [4]		
	(4)	Kenji Yoshida	2.2L (+2)	0:36.01	600-400 (0:11.92)	(0:14.12)	(0:11.95)	(0:12.14)	(0:11.92)	(0:11.99)	(0:12.10)		
4	6	Caitlin	1:14.48	0:25.67	61.8 (1200 - 1000)	1:14.48	1:00.72 [3]	0:48.81 [4]	0:36.70 [4]	0:24.64 [3]	0:12.64 [3]		
	(5)	Kelsey Lenton	3.8L (-7)	0:36.70	1000-800 (0:11.91)	(0:13.76)	(0:11.91)	(0:12.10)	(0:12.06)	(0:12.00)	(0:12.64)		
5	13	Letters Of Romance	1:15.01	0:25.32	64.2 (1000-800)	1:15.01	1:01.38 [1]	0:49.70 [1]	0:37.48 [1]	0:24.97 [5]	0:12.61 [5]		
	(6)	Fiona Sandkuhl	6.9L (+3)	0:37.49	1000-800 (0:11.69)	(0:13.63)	(0:11.69)	(0:12.22)	(0:12.52)	(0:12.36)	(0:12.61)		
6	9	Human Touch	1:15.46	0:26.47	63.5 (800-600)	1:15.46	1:00.99 [8]	0:48.98 [8]	0:36.93 [8]	0:25.02 [7]	0:12.87 [6]		
	(8)	Georgina Cartwright	9.6L (-2)	0:36.93	600-400 (0:11.91)	(0:14.47)	(0:12.00)	(0:12.06)	(0:11.91)	(0:12.15)	(0:12.87)		
7	8	Cryptic Sound	1:16.30	0:26.02	61.6 (1000-800)	1:16.30	1:02.31 [6]	0:50.28 [6]	0:38.08 [7]	0:25.76 [8]	0:13.21 [8]		
	(1)	Nathan Fazackerley	14.5L (-3)	0:38.08	1000-800 (0:12.03)	(0:13.99)	(0:12.03)	(0:12.20)	(0:12.32)	(0:12.55)	(0:13.21)		
8	5	Von Bee	1:16.70	0:25.41	63.1 (1000-800)	1:16.70	1:03.07 [2]	0:51.29 [2]	0:39.08 [2]	0:26.73 [4]	0:14.07 [7]		
	(3)	Les Tilley	16.9L (-5)	0:39.08	1000-800 (0:11.78)	(0:13.63)	(0:11.78)	(0:12.22)	(0:12.35)	(0:12.66)	(0:14.07)		

Scratched: Electric Arrow (#2), Miss Cartel (#3), Ezeiza (#10), One More Thing (#11), Rowdash (#12), Grandeur Rose (#14)

Report Created: Sat 20 June 2026

(Note: Races are conducted over an approximate distance as close as possible to the advertised distance, and recorded data may vary accordingly. Official times refer to race times only and do not include handicap times.)

[ ] Position in running at each section and finish    TAB# Saddle cloth number

Fastest split

-:-:- No data available at this section

BAR# Barrier/Gate Position

Fastest section

NA No data available

DNF Did not finish

DNT Did not track

DT-W Distance travelled compared to winner in metres

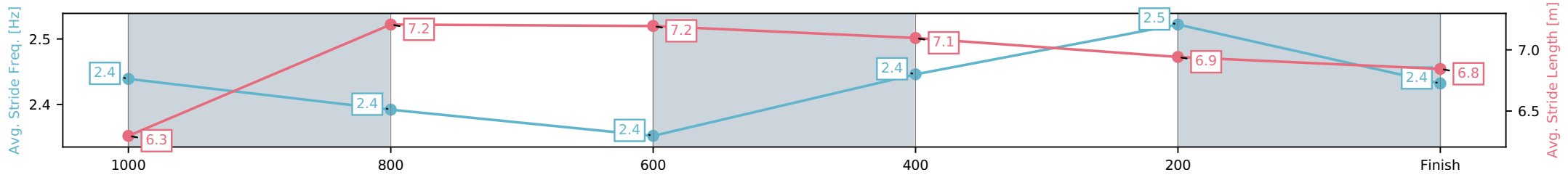
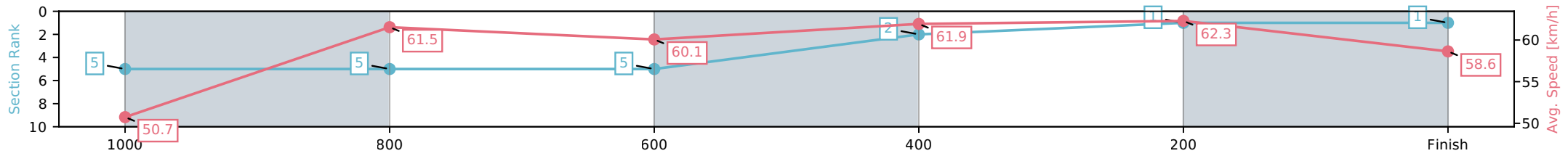
Horse/Jockey Name	Thunder Award/Harrison Shaw
Finish Rank	1
Fastest Section Time (Section)	0:11.70 (400-200)
Top Speed [km/h] (Section)	63.2 (1000-800)
Race State	PUBLISHED



Toowoomba QLD --Professional-2026-06-20  
 Race 2: Western Truck Group Toowoomba BenchMark 58  
 Handicap - 1200m  
 20 June 2026 - 5:29PM  
 Track Rating: Good 4, Weather: Fine, Rail Position: True Entire Circuit



Section	L1200	L1000	L800	L600	L400	L200
Section Times	1:13.83 (0:13.92)	0:59.91 [5] (0:11.88)	0:48.03 [5] (0:12.15)	0:35.88 [5] (0:11.87)	0:24.02 [2] (0:11.70)	0:12.31 [1] (0:12.31)
Average Speed [km/h]	50.7	61.5	60.1	61.9	62.3	58.6
Top Speed [km/h]	61.4	63.2	61.2	62.8	63.0	61.6
Avg. Dist. to Rail [m]	6.0	4.1	3.8	4.2	3.5	7.8
Avg. Stride Freq. [Hz]	2.4	2.4	2.4	2.4	2.5	2.4
Avg. Stride Length [m]	6.3	7.2	7.2	7.1	6.9	6.8



[ ] Ranking at each section and finish  
 -:-:- No data available at this section  
 NA No data available

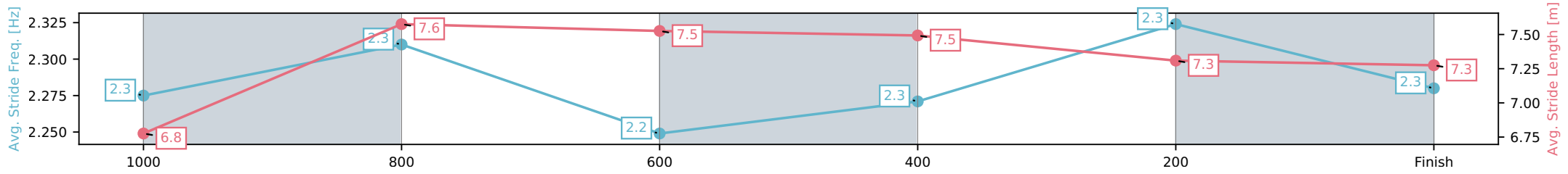
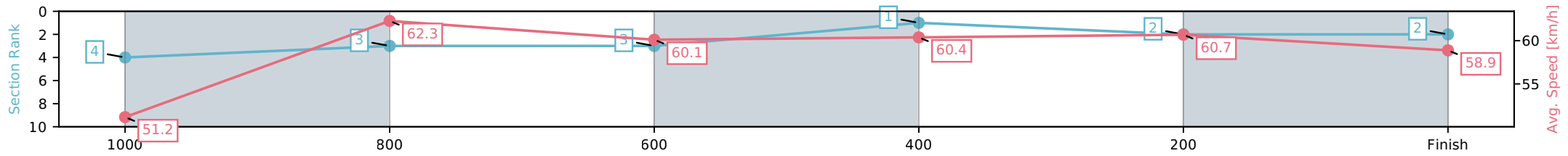
Horse/Jockey Name	Throw It Back/Montanna Savva
Finish Rank	2
Fastest Section Time (Section)	0:11.72 (1000-800)
Top Speed [km/h] (Section)	63.4 (1200 - 1000)
Race State	PUBLISHED



Toowoomba QLD --Professional-2026-06-20  
 Race 2: Western Truck Group Toowoomba BenchMark 58  
 Handicap - 1200m  
 20 June 2026 - 5:29PM  
 Track Rating: Good 4, Weather: Fine, Rail Position: True Entire Circuit



Section	L1200	L1000	L800	L600	L400	L200
Section Times	1:13.94 (0:13.81)	1:00.13 [4] (0:11.72)	0:48.42 [3] (0:12.16)	0:36.25 [3] (0:12.10)	0:24.15 [1] (0:11.88)	0:12.28 [2] (0:12.28)
Average Speed [km/h]	51.2	62.3	60.1	60.4	60.7	58.9
Top Speed [km/h]	63.4	63.3	61.1	61.7	61.5	60.6
Avg. Dist. to Rail [m]	9.6	4.8	3.9	3.2	0.7	2.5
Avg. Stride Freq. [Hz]	2.3	2.3	2.2	2.3	2.3	2.3
Avg. Stride Length [m]	6.8	7.6	7.5	7.5	7.3	7.3



[ ] Ranking at each section and finish  
 -.-.- No data available at this section  
 NA No data available

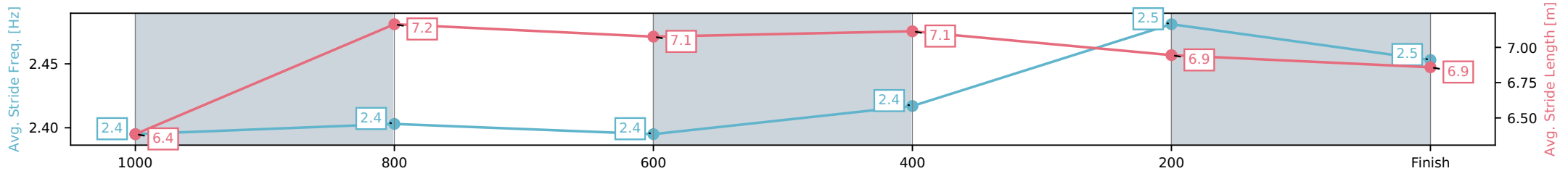
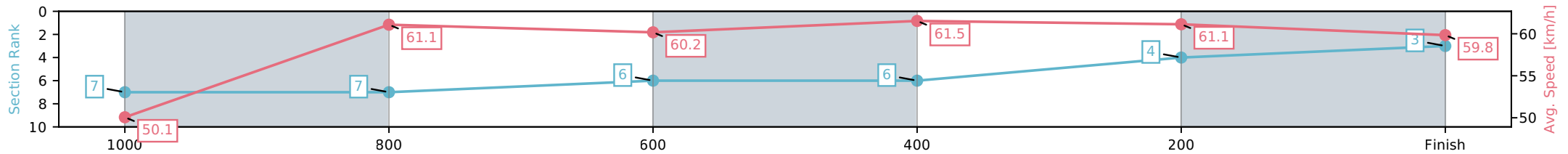
Horse/Jockey Name	Whittaker/Kenji Yoshida
Finish Rank	3
Fastest Section Time (Section)	0:11.92 (600-400)
Top Speed [km/h] (Section)	62.7 (600-400)
Race State	PUBLISHED



Toowoomba QLD --Professional-2026-06-20  
 Race 2: Western Truck Group Toowoomba BenchMark 58  
 Handicap - 1200m  
 20 June 2026 - 5:29PM  
 Track Rating: Good 4, Weather: Fine, Rail Position: True Entire Circuit



Section	L1200	L1000	L800	L600	L400	L200
Section Times	1:14.21 (0:14.12)	1:00.09 [7] (0:11.95)	0:48.14 [7] (0:12.14)	0:36.01 [6] (0:11.92)	0:24.09 [6] (0:11.99)	0:12.10 [4] (0:12.10)
Average Speed [km/h]	50.1	61.1	60.2	61.5	61.1	59.8
Top Speed [km/h]	60.9	62.4	62.1	62.7	61.7	60.9
Avg. Dist. to Rail [m]	7.4	4.3	3.8	3.7	5.0	5.8
Avg. Stride Freq. [Hz]	2.4	2.4	2.4	2.4	2.5	2.5
Avg. Stride Length [m]	6.4	7.2	7.1	7.1	6.9	6.9



[ ] Ranking at each section and finish  
 -:-:- No data available at this section  
 NA No data available

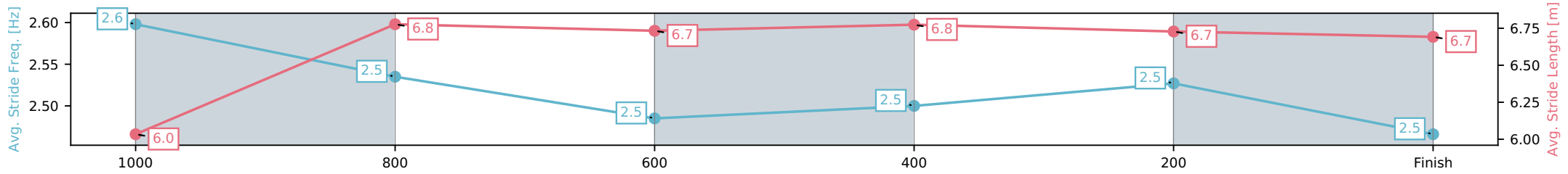
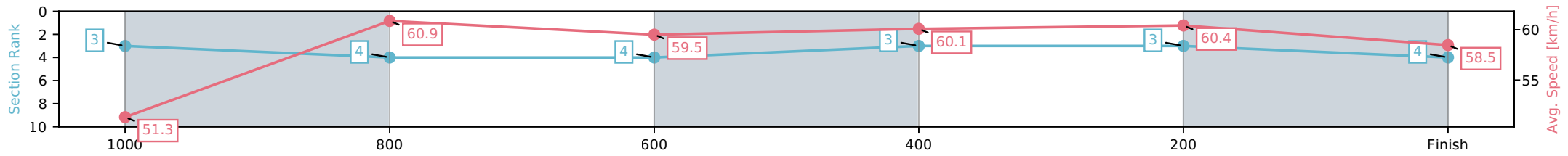
Horse/Jockey Name	Caitlin/Kelsey Lenton
Finish Rank	4
Fastest Section Time (Section)	0:11.91 (1000-800)
Top Speed [km/h] (Section)	61.8 (1200 - 1000)
Race State	PUBLISHED



Toowoomba QLD --Professional-2026-06-20  
 Race 2: Western Truck Group Toowoomba BenchMark 58  
 Handicap - 1200m  
 20 June 2026 - 5:29PM  
 Track Rating: Good 4, Weather: Fine, Rail Position: True Entire Circuit



Section	L1200	L1000	L800	L600	L400	L200
Section Times	1:14.48 (0:13.76)	1:00.72 [3] (0:11.91)	0:48.81 [4] (0:12.10)	0:36.70 [4] (0:12.06)	0:24.64 [3] (0:12.00)	0:12.64 [3] (0:12.64)
Average Speed [km/h]	51.3	60.9	59.5	60.1	60.4	58.5
Top Speed [km/h]	61.8	61.8	61.2	60.9	61.1	60.3
Avg. Dist. to Rail [m]	6.6	2.0	0.6	1.2	2.6	3.7
Avg. Stride Freq. [Hz]	2.6	2.5	2.5	2.5	2.5	2.5
Avg. Stride Length [m]	6.0	6.8	6.7	6.8	6.7	6.7



[ ] Ranking at each section and finish  
 -:-:- No data available at this section  
 NA No data available

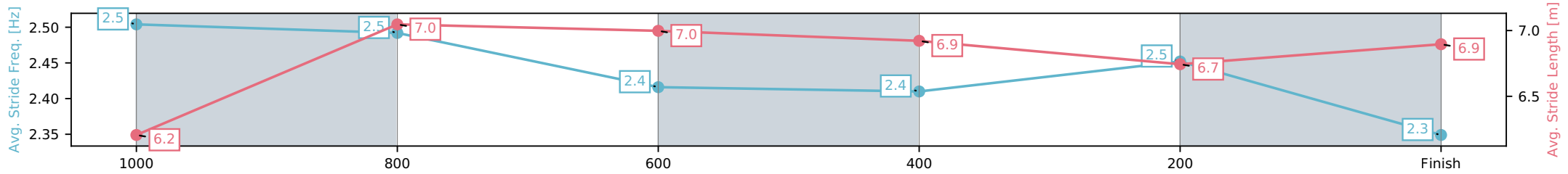
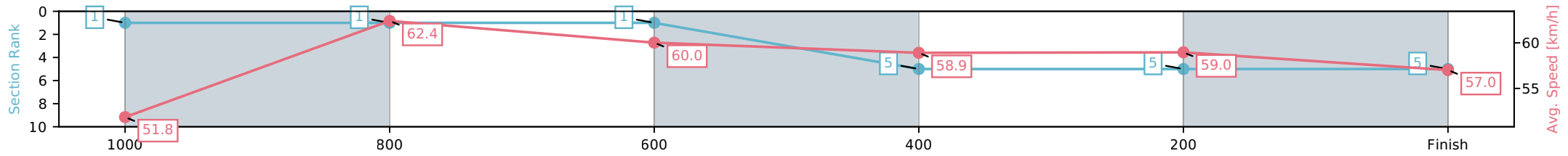
Horse/Jockey Name	Letters Of Romance/Fiona Sandkuhl
Finish Rank	5
Fastest Section Time (Section)	0:11.69 (1000-800)
Top Speed [km/h] (Section)	64.2 (1000-800)
Race State	PUBLISHED



Toowoomba QLD --Professional-2026-06-20  
 Race 2: Western Truck Group Toowoomba BenchMark 58  
 Handicap - 1200m  
 20 June 2026 - 5:29PM  
 Track Rating: Good 4, Weather: Fine, Rail Position: True Entire Circuit



Section	L1200	L1000	L800	L600	L400	L200
Section Times	1:15.01 (0:13.63)	1:01.38 [1] (0:11.69)	0:49.70 [1] (0:12.22)	0:37.48 [1] (0:12.52)	0:24.97 [5] (0:12.36)	0:12.61 [5] (0:12.61)
Average Speed [km/h]	51.8	62.4	60.0	58.9	59.0	57.0
Top Speed [km/h]	63.2	64.2	60.9	60.0	59.9	59.6
Avg. Dist. to Rail [m]	8.4	4.3	4.9	4.8	3.2	3.1
Avg. Stride Freq. [Hz]	2.5	2.5	2.4	2.4	2.5	2.3
Avg. Stride Length [m]	6.2	7.0	7.0	6.9	6.7	6.9



[ ] Ranking at each section and finish  
 -:-:- No data available at this section  
 NA No data available

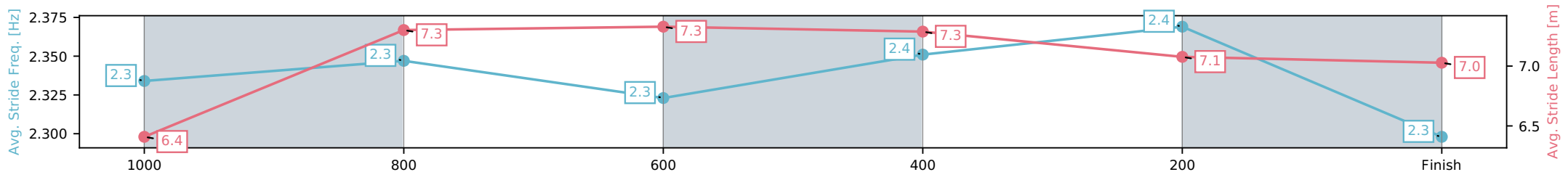
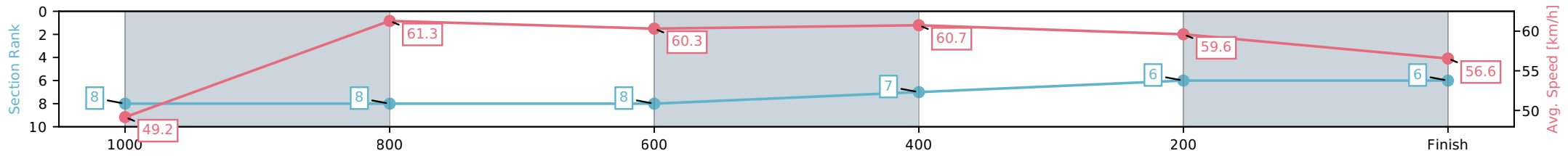
Horse/Jockey Name	Human Touch/Georgina Cartwright
Finish Rank	6
Fastest Section Time (Section)	0:11.91 (600-400)
Top Speed [km/h] (Section)	63.5 (800-600)
Race State	PUBLISHED



Toowoomba QLD --Professional-2026-06-20  
 Race 2: Western Truck Group Toowoomba BenchMark 58  
 Handicap - 1200m  
 20 June 2026 - 5:29PM  
 Track Rating: Good 4, Weather: Fine, Rail Position: True Entire Circuit



Section	L1200	L1000	L800	L600	L400	L200
Section Times	1:15.46 (0:14.47)	1:00.99 [8] (0:12.00)	0:48.98 [8] (0:12.06)	0:36.93 [8] (0:11.91)	0:25.02 [7] (0:12.15)	0:12.87 [6] (0:12.87)
Average Speed [km/h]	49.2	61.3	60.3	60.7	59.6	56.6
Top Speed [km/h]	61.1	62.6	63.5	61.7	60.4	59.6
Avg. Dist. to Rail [m]	13.7	7.0	2.1	1.1	1.6	1.6
Avg. Stride Freq. [Hz]	2.3	2.3	2.3	2.4	2.4	2.3
Avg. Stride Length [m]	6.4	7.3	7.3	7.3	7.1	7.0



[ ] Ranking at each section and finish  
 -:-:- No data available at this section  
 NA No data available

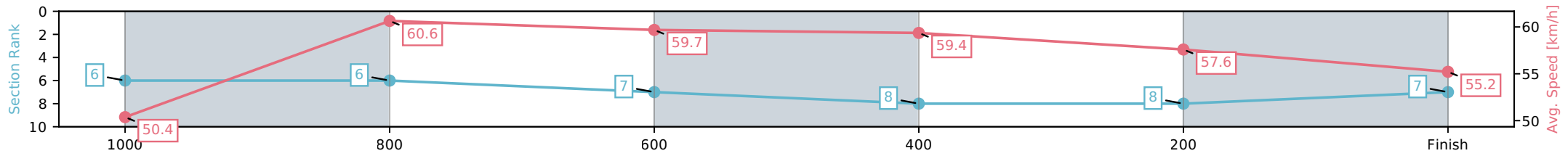
Horse/Jockey Name	Cryptic Sound/Nathan Fazackerley
Finish Rank	7
Fastest Section Time (Section)	0:12.03 (1000-800)
Top Speed [km/h] (Section)	61.6 (1000-800)
Race State	PUBLISHED



Toowoomba QLD --Professional-2026-06-20  
 Race 2: Western Truck Group Toowoomba BenchMark 58  
 Handicap - 1200m  
 20 June 2026 - 5:29PM  
 Track Rating: Good 4, Weather: Fine, Rail Position: True Entire Circuit



Section	L1200	L1000	L800	L600	L400	L200
Section Times	1:16.30 (0:13.99)	1:02.31 [6] (0:12.03)	0:50.28 [6] (0:12.20)	0:38.08 [7] (0:12.32)	0:25.76 [8] (0:12.55)	0:13.21 [8] (0:13.21)
Average Speed [km/h]	50.4	60.6	59.7	59.4	57.6	55.2
Top Speed [km/h]	61.3	61.6	60.5	60.4	58.7	56.6
Avg. Dist. to Rail [m]	5.0	3.6	3.2	2.8	1.9	7.4
Avg. Stride Freq. [Hz]	2.3	2.3	2.3	2.3	2.3	2.2
Avg. Stride Length [m]	6.5	7.4	7.3	7.3	7.1	7.1



[ ] Ranking at each section and finish  
 -:-:- No data available at this section  
 NA No data available

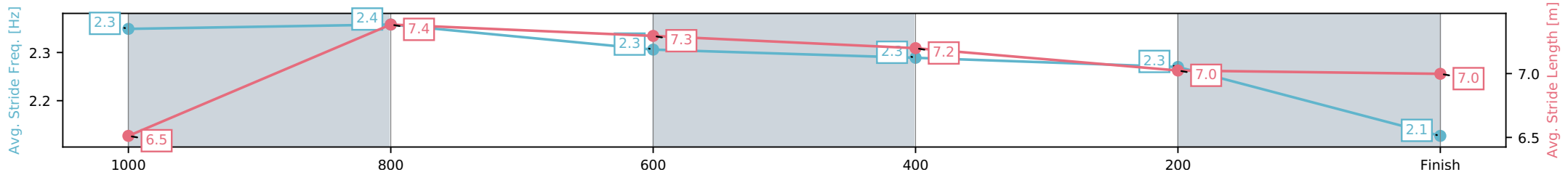
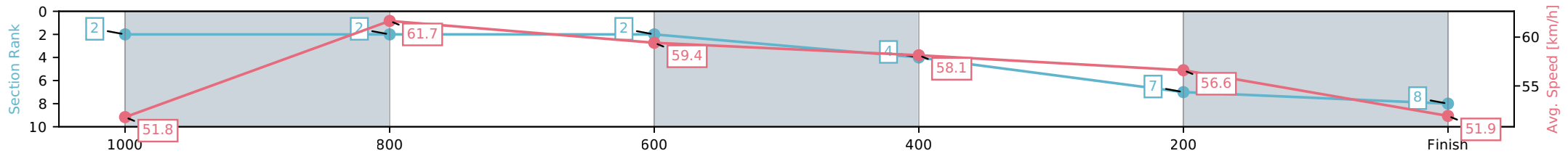
Horse/Jockey Name	Von Bee/Les Tilley
Finish Rank	8
Fastest Section Time (Section)	0:11.78 (1000-800)
Top Speed [km/h] (Section)	63.1 (1000-800)
Race State	PUBLISHED



Toowoomba QLD --Professional-2026-06-20  
 Race 2: Western Truck Group Toowoomba BenchMark 58  
 Handicap - 1200m  
 20 June 2026 - 5:29PM  
 Track Rating: Good 4, Weather: Fine, Rail Position: True Entire Circuit



Section	L1200	L1000	L800	L600	L400	L200
Section Times	1:16.70 (0:13.63)	1:03.07 [2] (0:11.78)	0:51.29 [2] (0:12.22)	0:39.08 [2] (0:12.35)	0:26.73 [4] (0:12.66)	0:14.07 [7] (0:14.07)
Average Speed [km/h]	51.8	61.7	59.4	58.1	56.6	51.9
Top Speed [km/h]	62.3	63.1	60.8	59.1	57.3	55.9
Avg. Dist. to Rail [m]	6.0	2.6	1.9	0.9	1.1	1.4
Avg. Stride Freq. [Hz]	2.3	2.4	2.3	2.3	2.3	2.1
Avg. Stride Length [m]	6.5	7.4	7.3	7.2	7.0	7.0



[ ] Ranking at each section and finish  
 -:-:- No data available at this section  
 NA No data available



# Toowoomba QLD

Race 3: Taylor Building Group BenchMark 70 Handicap - 1200m

20 June 2026 - 6:00PM

Track Rating: Good 4, Weather: Fine, Rail Position: True Entire Circuit



Field Times (Race Tempo)      1:12.99    0:59.57    0:48.06    0:36.24    0:24.31    0:12.22  
 (0:13.42)    (0:11.50)    (0:11.82)    (0:11.93)    (0:12.09)    (0:12.22)

Rank	TAB#	Horse	Overall Time	First 400m	Top Speed km/h (Section)	L1200	L1000	L800	L600	L400	L200		
	(BAR#)	Jockey	Margin (DT-W)	Last 600m	Fastest Section (Time)	Start - 1000	1000 - 800	800 - 600	600 - 400	400 - 200	200 - Finish		
1	4	Warilla Gorilla	1:12.99	0:25.08	64.7 (1000-800)	1:12.99	0:59.37 [2]	0:47.91 [2]	0:36.17 [2]	0:24.31 [1]	0:12.22 [1]		
	(2)	Kelsey Lenton		0:36.17	1000-800 (0:11.46)	(0:13.62)	(0:11.46)	(0:11.75)	(0:11.86)	(0:12.09)	(0:12.22)		
2	9	Electric Arrow	1:13.00	0:25.53	64.2 (1200 - 1000)	1:13.00	0:59.22 [3]	0:47.46 [4]	0:35.65 [5]	0:23.96 [3]	0:12.04 [3]		
	(6)	Fiona Sandkuhl	0.1L (+1)	0:35.65	600-400 (0:11.69)	(0:13.78)	(0:11.75)	(0:11.81)	(0:11.69)	(0:11.92)	(0:12.04)		
3	8	Data Leak	1:13.33	0:25.73	65.8 (1200 - 1000)	1:13.33	0:59.24 [6]	0:47.61 [6]	0:35.87 [6]	0:24.25 [4]	0:12.50 [2]		
	(4)	Skye Bogenhuber	2.0L (+1)	0:35.87	600-400 (0:11.63)	(0:14.10)	(0:11.63)	(0:11.73)	(0:11.63)	(0:11.74)	(0:12.50)		
4	2	Luton Hoo	1:13.56	0:25.52	64.9 (1200 - 1000)	1:13.56	0:59.69 [4]	0:48.04 [3]	0:36.26 [3]	0:24.34 [5]	0:12.27 [4]		
	(5)	Damien Boche	3.4L (+6)	0:36.26	1000-800 (0:11.65)	(0:13.87)	(0:11.65)	(0:11.78)	(0:11.92)	(0:12.07)	(0:12.27)		
5	5	Affinity Flyer	1:14.44	0:25.55	64.3 (1200 - 1000)	1:14.44	1:00.44 [5]	0:48.89 [5]	0:37.11 [4]	0:25.03 [6]	0:12.63 [6]		
	(1)	Rob Thorburn	8.6L (-5)	0:37.12	1000-800 (0:11.55)	(0:14.00)	(0:11.55)	(0:11.78)	(0:12.09)	(0:12.40)	(0:12.63)		
6	6	Surreal Ascot	1:14.66	0:24.92	66.1 (1200 - 1000)	1:14.66	1:01.24 [1]	0:49.74 [1]	0:37.92 [1]	0:25.93 [2]	0:13.25 [5]		
	(3)	Harrison Shaw	9.9L (-2)	0:37.92	1000-800 (0:11.50)	(0:13.42)	(0:11.50)	(0:11.82)	(0:11.99)	(0:12.68)	(0:13.25)		

Scratched: Capo Strada (#1), Kadall (#3), Horrible Hank (#7)

Report Created: Sat 20 June 2026

(Note: Races are conducted over an approximate distance as close as possible to the advertised distance, and recorded data may vary accordingly. Official times refer to race times only and do not include handicap times.)

[ ] Position in running at each section and finish    TAB# Saddle cloth number  
 -:-:- No data available at this section    BAR# Barrier/Gate Position  
 NA No data available    DNF Did not finish  
 DNT Did not track    DT-W Distance travelled compared to winner in metres

Fastest split  
 Fastest section

data processed by TRIPLESDATA

Horse/Jockey Name	Warilla Gorilla/Kelsey Lenton
Finish Rank	1
Fastest Section Time (Section)	0:11.46 (1000-800)
Top Speed [km/h] (Section)	64.7 (1000-800)
Race State	PUBLISHED



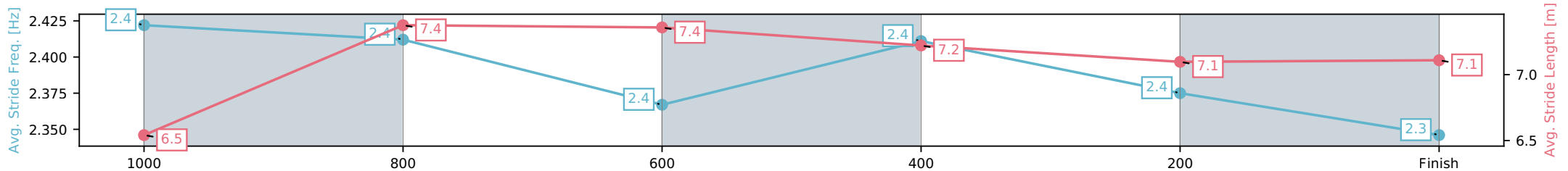
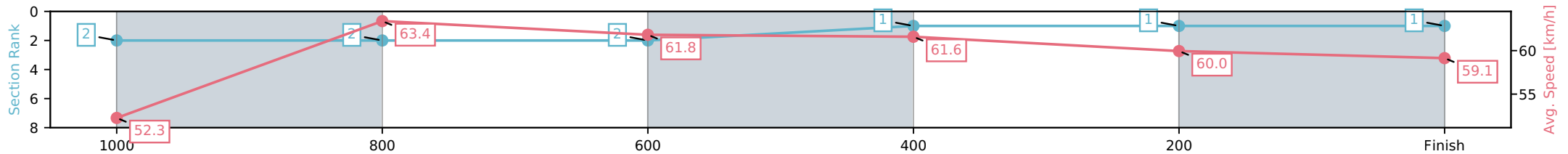
Toowoomba QLD --Professional-2026-06-20  
 Race 3: Taylor Building Group BenchMark 70 Handicap - 1200m



20 June 2026 - 6:00PM

Track Rating: Good 4, Weather: Fine, Rail Position: True Entire Circuit

Section	L1200	L1000	L800	L600	L400	L200
Section Times	1:12.99 (0:13.62)	0:59.37 [2] (0:11.46)	0:47.91 [2] (0:11.75)	0:36.17 [2] (0:11.86)	0:24.31 [1] (0:12.09)	0:12.22 [1] (0:12.22)
Average Speed [km/h]	52.3	63.4	61.8	61.6	60.0	59.1
Top Speed [km/h]	64.0	64.7	63.0	62.2	60.7	59.8
Avg. Dist. to Rail [m]	5.0	2.9	2.6	2.6	2.3	6.0
Avg. Stride Freq. [Hz]	2.4	2.4	2.4	2.4	2.4	2.3
Avg. Stride Length [m]	6.5	7.4	7.4	7.2	7.1	7.1



- [ ] Ranking at each section and finish
- :-:- No data available at this section
- NA No data available

Horse/Jockey Name	Electric Arrow/Fiona Sandkuhl
Finish Rank	2
Fastest Section Time (Section)	0:11.69 (600-400)
Top Speed [km/h] (Section)	64.2 (1200 - 1000)
Race State	PUBLISHED



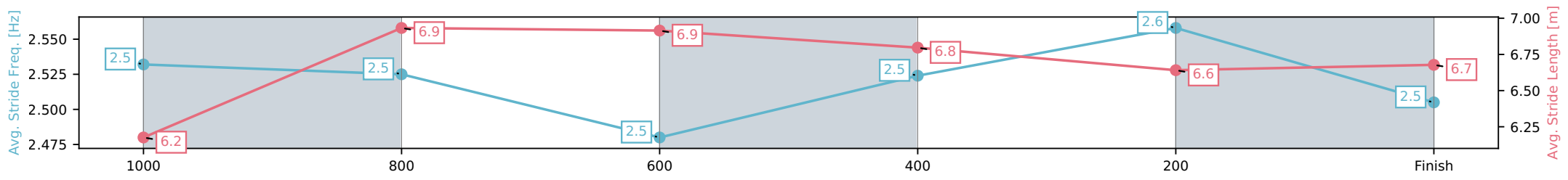
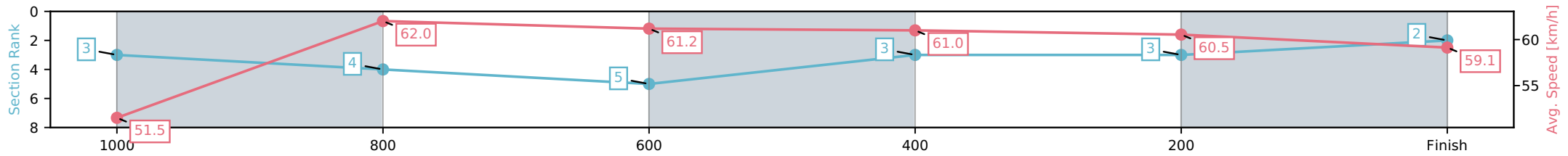
Toowoomba QLD --Professional-2026-06-20  
 Race 3: Taylor Building Group BenchMark 70 Handicap - 1200m



20 June 2026 - 6:00PM

Track Rating: Good 4, Weather: Fine, Rail Position: True Entire Circuit

Section	L1200	L1000	L800	L600	L400	L200
Section Times	1:13.00 (0:13.78)	0:59.22 [3] (0:11.75)	0:47.46 [4] (0:11.81)	0:35.65 [5] (0:11.69)	0:23.96 [3] (0:11.92)	0:12.04 [3] (0:12.04)
Average Speed [km/h]	51.5	62.0	61.2	61.0	60.5	59.1
Top Speed [km/h]	64.2	64.0	61.7	62.0	61.0	60.6
Avg. Dist. to Rail [m]	9.2	4.1	0.7	1.6	1.9	7.3
Avg. Stride Freq. [Hz]	2.5	2.5	2.5	2.5	2.6	2.5
Avg. Stride Length [m]	6.2	6.9	6.9	6.8	6.6	6.7



[ ] Ranking at each section and finish  
 -.-.- No data available at this section  
 NA No data available

Horse/Jockey Name	Data Leak/Skye Bogenhuber
Finish Rank	3
Fastest Section Time (Section)	0:11.63 (600-400)
Top Speed [km/h] (Section)	65.8 (1200 - 1000)
Race State	PUBLISHED



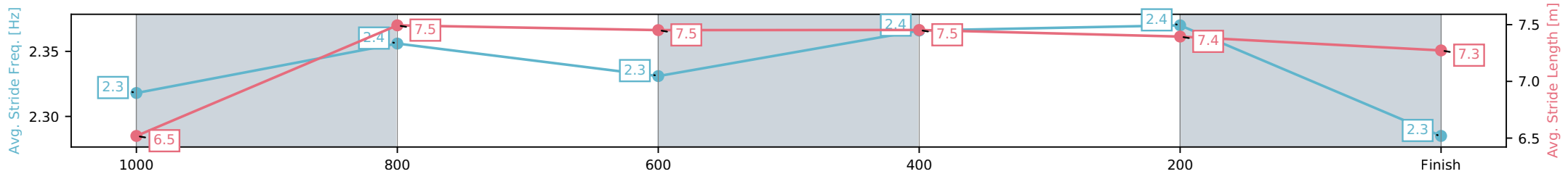
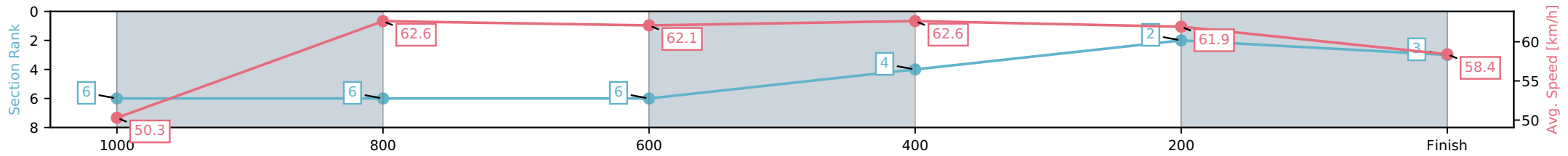
Toowoomba QLD --Professional-2026-06-20  
 Race 3: Taylor Building Group BenchMark 70 Handicap - 1200m



20 June 2026 - 6:00PM

Track Rating: Good 4, Weather: Fine, Rail Position: True Entire Circuit

Section	L1200	L1000	L800	L600	L400	L200
Section Times	1:13.33 (0:14.10)	0:59.24 [6] (0:11.63)	0:47.61 [6] (0:11.73)	0:35.87 [6] (0:11.63)	0:24.25 [4] (0:11.74)	0:12.50 [2] (0:12.50)
Average Speed [km/h]	50.3	62.6	62.1	62.6	61.9	58.4
Top Speed [km/h]	65.8	65.3	62.8	63.2	62.7	61.1
Avg. Dist. to Rail [m]	7.7	3.9	2.7	2.7	3.6	7.7
Avg. Stride Freq. [Hz]	2.3	2.4	2.3	2.4	2.4	2.3
Avg. Stride Length [m]	6.5	7.5	7.5	7.5	7.4	7.3



[ ] Ranking at each section and finish  
 -.-.- No data available at this section  
 NA No data available

Horse/Jockey Name	Luton Hoo/Damien Boche
Finish Rank	4
Fastest Section Time (Section)	0:11.65 (1000-800)
Top Speed [km/h] (Section)	64.9 (1200 - 1000)
Race State	PUBLISHED



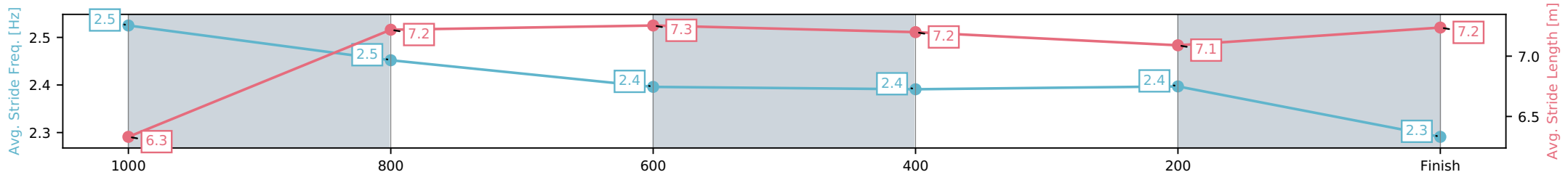
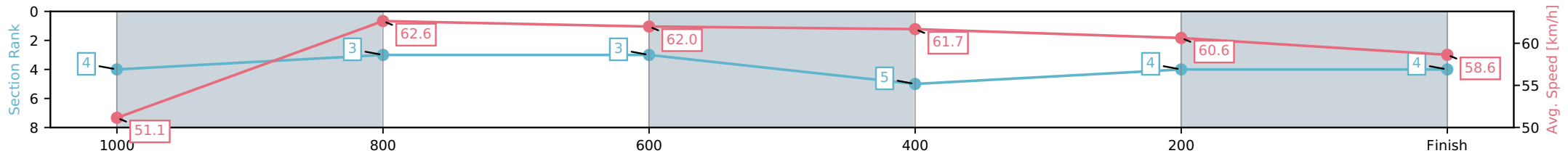
Toowoomba QLD --Professional-2026-06-20  
 Race 3: Taylor Building Group BenchMark 70 Handicap - 1200m



20 June 2026 - 6:00PM

Track Rating: Good 4, Weather: Fine, Rail Position: True Entire Circuit

Section	L1200	L1000	L800	L600	L400	L200
Section Times	1:13.56 (0:13.87)	0:59.69 [4] (0:11.65)	0:48.04 [3] (0:11.78)	0:36.26 [3] (0:11.92)	0:24.34 [5] (0:12.07)	0:12.27 [4] (0:12.27)
Average Speed [km/h]	51.1	62.6	62.0	61.7	60.6	58.6
Top Speed [km/h]	64.9	64.4	62.8	62.8	61.2	60.4
Avg. Dist. to Rail [m]	7.9	4.0	3.8	4.1	4.8	5.5
Avg. Stride Freq. [Hz]	2.5	2.5	2.4	2.4	2.4	2.3
Avg. Stride Length [m]	6.3	7.2	7.3	7.2	7.1	7.2



[ ] Ranking at each section and finish  
 -:-:- No data available at this section  
 NA No data available

Horse/Jockey Name	Affinity Flyer/Rob Thorburn
Finish Rank	5
Fastest Section Time (Section)	0:11.55 (1000-800)
Top Speed [km/h] (Section)	64.3 (1200 - 1000)
Race State	PUBLISHED



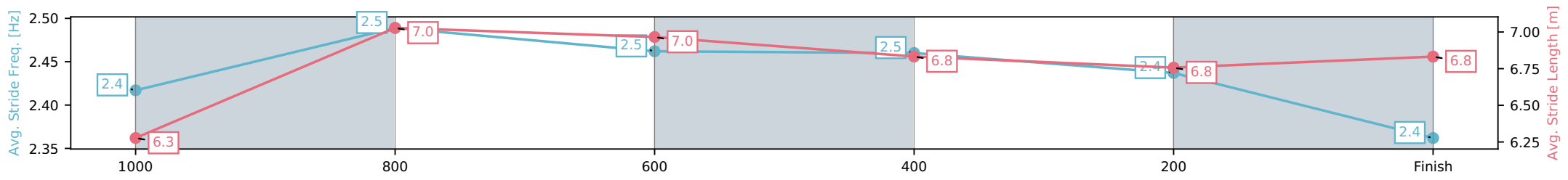
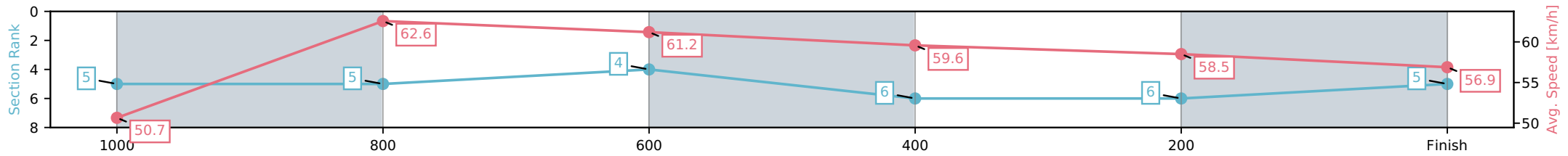
Toowoomba QLD --Professional-2026-06-20  
 Race 3: Taylor Building Group BenchMark 70 Handicap - 1200m



20 June 2026 - 6:00PM

Track Rating: Good 4, Weather: Fine, Rail Position: True Entire Circuit

Section	L1200	L1000	L800	L600	L400	L200
Section Times	1:14.44 (0:14.00)	1:00.44 [5] (0:11.55)	0:48.89 [5] (0:11.78)	0:37.11 [4] (0:12.09)	0:25.03 [6] (0:12.40)	0:12.63 [6] (0:12.63)
Average Speed [km/h]	50.7	62.6	61.2	59.6	58.5	56.9
Top Speed [km/h]	64.3	64.1	62.3	62.3	59.1	58.6
Avg. Dist. to Rail [m]	4.6	1.5	0.3	0.3	2.5	7.1
Avg. Stride Freq. [Hz]	2.4	2.5	2.5	2.5	2.4	2.4
Avg. Stride Length [m]	6.3	7.0	7.0	6.8	6.8	6.8



[ ] Ranking at each section and finish  
 -:-:- No data available at this section  
 NA No data available

Horse/Jockey Name	Surreal Ascot/Harrison Shaw
Finish Rank	6
Fastest Section Time (Section)	0:11.50 (1000-800)
Top Speed [km/h] (Section)	66.1 (1200 - 1000)
Race State	PUBLISHED



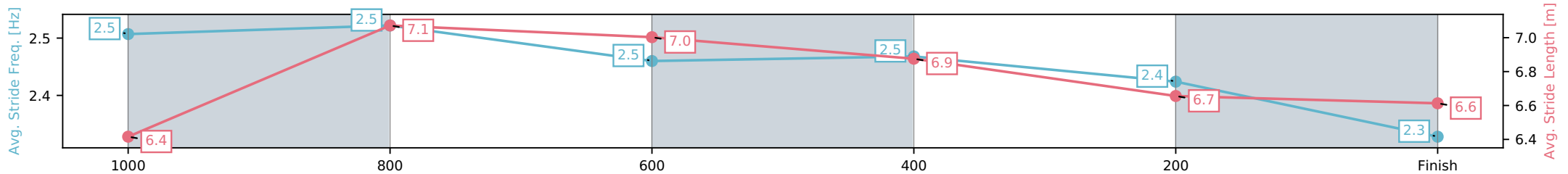
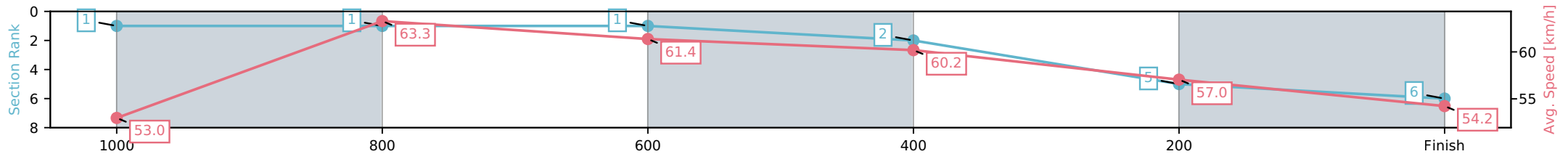
Toowoomba QLD --Professional-2026-06-20  
 Race 3: Taylor Building Group BenchMark 70 Handicap - 1200m



20 June 2026 - 6:00PM

Track Rating: Good 4, Weather: Fine, Rail Position: True Entire Circuit

Section	L1200	L1000	L800	L600	L400	L200
Section Times	1:14.66 (0:13.42)	1:01.24 [1] (0:11.50)	0:49.74 [1] (0:11.82)	0:37.92 [1] (0:11.99)	0:25.93 [2] (0:12.68)	0:13.25 [5] (0:13.25)
Average Speed [km/h]	53.0	63.3	61.4	60.2	57.0	54.2
Top Speed [km/h]	66.1	66.0	62.3	61.2	58.4	55.8
Avg. Dist. to Rail [m]	7.3	3.4	1.9	0.8	1.5	4.3
Avg. Stride Freq. [Hz]	2.5	2.5	2.5	2.5	2.4	2.3
Avg. Stride Length [m]	6.4	7.1	7.0	6.9	6.7	6.6



- [ ] Ranking at each section and finish
- :-:- No data available at this section
- NA No data available



# Toowoomba QLD

Race 4: Wholesale Horsewear House Class 3 Handicap - 1625m

20 June 2026 - 6:40PM

Track Rating: Good 4, Weather: Fine, Rail Position: True Entire Circuit



Field Times (Race Tempo)      1:40.41 (0:14.47)    1:25.94 (0:10.81)    1:15.14 (0:11.79)    1:03.34 (0:12.89)    0:50.45 (0:12.96)    0:37.49 (0:12.61)    0:24.89 (0:12.39)    0:12.50 (0:12.50)

Rank	TAB#	Horse	Overall Time	First 400m	Top Speed km/h (Section)	L1625	L1400	L1200	L1000	L800	L600	L400	L200
	(BAR#)	Jockey	Margin (DT-W)	Last 600m	Fastest Section (Time)	Start - 1400	1400 - 1200	1200 - 1000	1000 - 800	800 - 600	600 - 400	400 - 200	200 - Finish
1	1	Leg Drive	1:40.41	0:24.48	69.6 (1400-1200)	1:40.41	1:25.85 [3]	1:14.74 [3]	1:02.92 [3]	0:49.99 [3]	0:37.17 [3]	0:24.72 [3]	0:12.50 [1]
	(10)	Harrison Shaw		0:37.18	1400-1200 (0:11.11)	(0:14.56)	(0:11.11)	(0:11.82)	(0:12.93)	(0:12.82)	(0:12.45)	(0:12.23)	(0:12.50)
2	8	Blumstien	1:40.89	0:24.97	66.7 (1625 - 1400)	1:40.89	1:25.87 [6]	1:14.74 [6]	1:02.97 [6]	0:50.12 [6]	0:37.38 [5]	0:25.03 [5]	0:12.53 [4]
	(6)	Damien Boche	2.8L (-7)	0:37.38	1400-1200 (0:11.13)	(0:15.02)	(0:11.13)	(0:11.77)	(0:12.85)	(0:12.74)	(0:12.35)	(0:12.50)	(0:12.53)
3	5	Super Fair	1:41.16	0:25.45	66.2 (1400-1200)	1:41.16	1:25.75 [9]	1:14.51 [9]	1:02.86 [9]	0:49.91 [9]	0:37.12 [10]	0:24.55 [10]	0:12.57 [7]
	(7)	Montana Philpot	4.4L (-9)	0:37.11	1400-1200 (0:11.24)	(0:15.41)	(0:11.24)	(0:11.65)	(0:12.95)	(0:12.79)	(0:12.57)	(0:11.97)	(0:12.57)
4	4	Jaddaf	1:41.32	0:24.86	67.6 (1400-1200)	1:41.32	1:26.53 [4]	1:15.30 [4]	1:03.61 [4]	0:50.74 [4]	0:38.03 [4]	0:25.64 [2]	0:13.11 [3]
	(2)	Nozi Tomizawa	5.4L (-10)	0:38.02	1400-1200 (0:11.23)	(0:14.79)	(0:11.23)	(0:11.70)	(0:12.87)	(0:12.71)	(0:12.39)	(0:12.52)	(0:13.11)
5	2	Kids Inthe Kitchen	1:41.48	0:25.69	67.0 (1625 - 1400)	1:41.48	1:25.87 [10]	1:14.60 [10]	1:03.05 [10]	0:50.22 [10]	0:37.47 [9]	0:25.04 [9]	0:12.64 [8]
	(8)	Aidan Keeley	6.3L (-5)	0:37.47	1400-1200 (0:11.27)	(0:15.61)	(0:11.27)	(0:11.56)	(0:12.83)	(0:12.74)	(0:12.44)	(0:12.39)	(0:12.64)
6	12	Hell Of A Prince	1:41.67	0:24.20	69.3 (1400-1200)	1:41.67	1:27.20 [1]	1:16.31 [2]	1:04.45 [2]	0:51.60 [2]	0:38.69 [2]	0:26.15 [1]	0:13.61 [2]
	(4)	Stacey Callow	7.4L (-9)	0:38.69	1400-1200 (0:10.90)	(0:14.47)	(0:10.90)	(0:11.85)	(0:12.85)	(0:12.92)	(0:12.54)	(0:12.54)	(0:13.61)
7	9	Rubaahy	1:41.78	0:25.35	66.6 (1625 - 1400)	1:41.78	1:26.51 [8]	1:15.27 [8]	1:03.70 [7]	0:50.80 [7]	0:38.07 [7]	0:25.74 [6]	0:13.35 [6]
	(9)	Kenji Yoshida	8.1L (-4)	0:38.07	1400-1200 (0:11.24)	(0:15.27)	(0:11.24)	(0:11.57)	(0:12.90)	(0:12.73)	(0:12.34)	(0:12.38)	(0:13.35)
8	6	Silent Fox	1:41.99	0:24.15	70.3 (1400-1200)	1:41.99	1:27.50 [2]	1:16.72 [1]	1:04.92 [1]	0:52.03 [1]	0:39.08 [1]	0:26.27 [4]	0:13.57 [5]
	(3)	Kelsey Lenton	9.3L (-9)	0:39.07	1400-1200 (0:10.79)	(0:14.49)	(0:10.79)	(0:11.79)	(0:12.89)	(0:12.96)	(0:12.80)	(0:12.70)	(0:13.57)
9	11	Bringme	1:42.53	0:25.21	65.8 (1400-1200)	1:42.53	1:27.40 [7]	1:16.14 [7]	1:04.43 [8]	0:51.49 [8]	0:38.70 [8]	0:26.18 [8]	0:13.57 [9]
	(5)	Georgina Cartwright	12.5L (-9)	0:38.70	1400-1200 (0:11.26)	(0:15.13)	(0:11.26)	(0:11.70)	(0:12.94)	(0:12.79)	(0:12.52)	(0:12.61)	(0:13.57)
10	7	Bambino Di Vino	1:42.96	0:24.88	67.3 (1625 - 1400)	1:42.96	1:27.99 [5]	1:16.90 [5]	1:05.14 [5]	0:52.20 [5]	0:39.43 [6]	0:26.67 [7]	0:13.96 [10]
	(1)	Montanna Savva	15.0L (-9)	0:39.42	1400-1200 (0:11.08)	(0:14.97)	(0:11.08)	(0:11.76)	(0:12.94)	(0:12.77)	(0:12.76)	(0:12.70)	(0:13.96)

Scratched: Power Of Success (#3), Gold Dazzler (#10)

Report Created: Sat 20 June 2026

(Note: Races are conducted over an approximate distance as close as possible to the advertised distance, and recorded data may vary accordingly. Official times refer to race times only and do not include handicap times.)

[ ] Position in running at each section and finish    TAB# Saddle cloth number  
 -:-:- No data available at this section    BAR# Barrier/Gate Position  
 NA No data available    DNF Did not finish  
 DNT Did not track    DT-W Distance travelled compared to winner in metres

Fastest split  
 Fastest section

data processed by TRIPLES DATA

Horse/Jockey Name	Leg Drive/Harrison Shaw
Finish Rank	1
Fastest Section Time (Section)	0:11.11 (1400-1200)
Top Speed [km/h] (Section)	69.6 (1400-1200)
Race State	PUBLISHED



Toowoomba QLD --Professional-2026-06-20

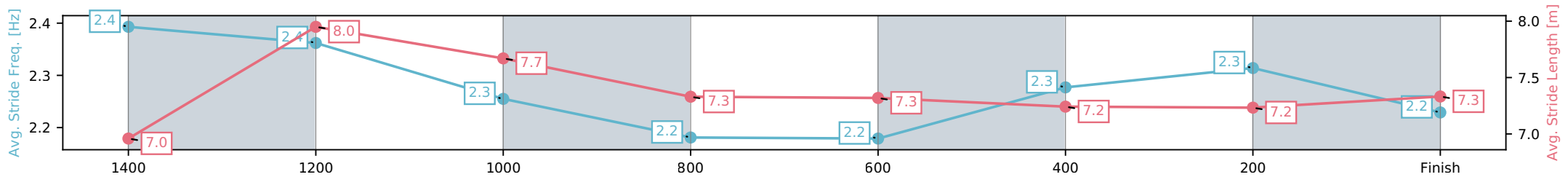
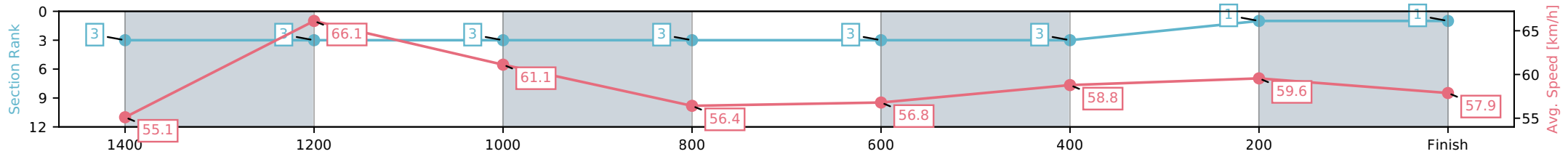
Race 4: Wholesale Horsewear House Class 3 Handicap - 1625m

20 June 2026 - 6:40PM



Track Rating: Good 4, Weather: Fine, Rail Position: True Entire Circuit

Section	L1625	L1400	L1200	L1000	L800	L600	L400	L200
Section Times	1:40.41 (0:14.56)	1:25.85 [3] (0:11.11)	1:14.74 [3] (0:11.82)	1:02.92 [3] (0:12.93)	0:49.99 [3] (0:12.82)	0:37.17 [3] (0:12.45)	0:24.72 [3] (0:12.23)	0:12.50 [1] (0:12.50)
Average Speed [km/h]	55.1	66.1	61.1	56.4	56.8	58.8	59.6	57.9
Top Speed [km/h]	69.5	69.6	63.1	57.3	57.9	59.5	60.0	58.2
Avg. Dist. to Rail [m]	9.9	3.5	4.1	4.0	3.1	3.3	3.4	3.1
Avg. Stride Freq. [Hz]	2.4	2.4	2.3	2.2	2.2	2.3	2.3	2.2
Avg. Stride Length [m]	7.0	8.0	7.7	7.3	7.3	7.2	7.2	7.3



[ ] Ranking at each section and finish  
 -:-:- No data available at this section  
 NA No data available

Horse/Jockey Name	Blumstien/Damien Boche
Finish Rank	2
Fastest Section Time (Section)	0:11.13 (1400-1200)
Top Speed [km/h] (Section)	66.7 (1625 - 1400)
Race State	PUBLISHED



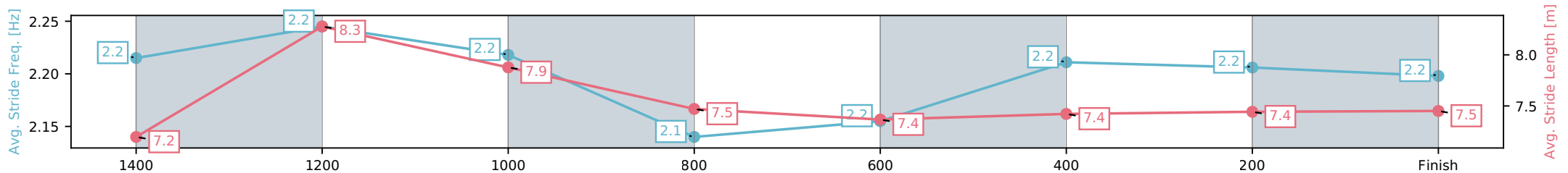
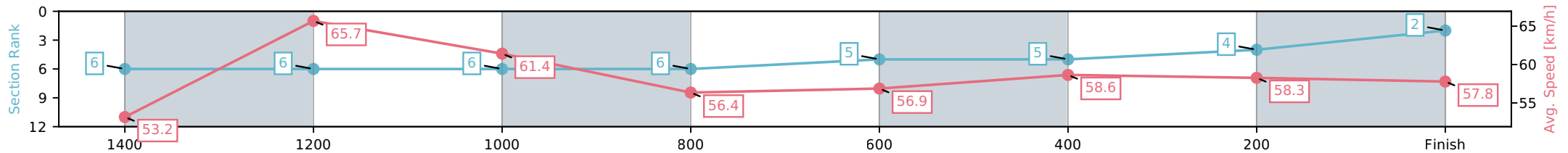
Toowoomba QLD --Professional-2026-06-20  
 Race 4: Wholesale Horsewear House Class 3 Handicap - 1625m



20 June 2026 - 6:40PM

Track Rating: Good 4, Weather: Fine, Rail Position: True Entire Circuit

Section	L1625	L1400	L1200	L1000	L800	L600	L400	L200
Section Times	1:40.89 (0:15.02)	1:25.87 [6] (0:11.13)	1:14.74 [6] (0:11.77)	1:02.97 [6] (0:12.85)	0:50.12 [6] (0:12.74)	0:37.38 [5] (0:12.35)	0:25.03 [5] (0:12.50)	0:12.53 [4] (0:12.53)
Average Speed [km/h]	53.2	65.7	61.4	56.4	56.9	58.6	58.3	57.8
Top Speed [km/h]	66.7	66.7	64.1	58.6	57.6	59.1	58.7	58.6
Avg. Dist. to Rail [m]	6.3	2.7	3.2	2.8	1.3	1.4	3.2	5.7
Avg. Stride Freq. [Hz]	2.2	2.2	2.2	2.1	2.2	2.2	2.2	2.2
Avg. Stride Length [m]	7.2	8.3	7.9	7.5	7.4	7.4	7.4	7.5



- [ ] Ranking at each section and finish
- :-:- No data available at this section
- NA No data available

Horse/Jockey Name	Super Fair/Montana Philpot
Finish Rank	3
Fastest Section Time (Section)	0:11.24 (1400-1200)
Top Speed [km/h] (Section)	66.2 (1400-1200)
Race State	PUBLISHED



Toowoomba QLD --Professional-2026-06-20

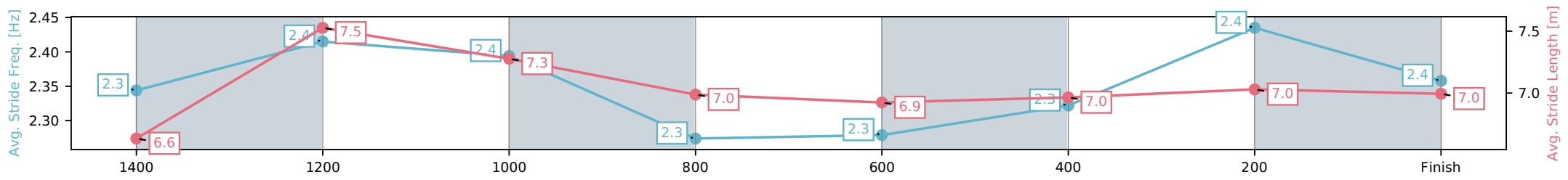
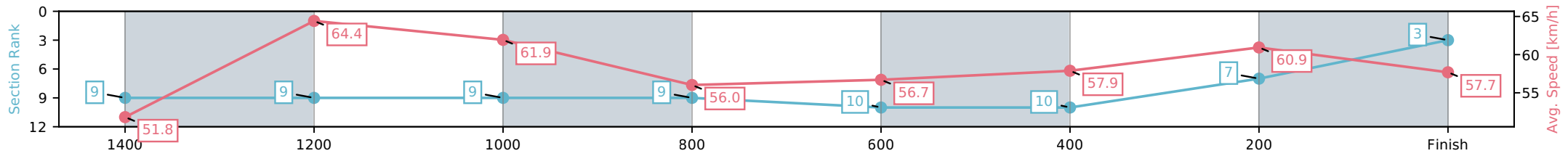
Race 4: Wholesale Horsewear House Class 3 Handicap - 1625m

20 June 2026 - 6:40PM



Track Rating: Good 4, Weather: Fine, Rail Position: True Entire Circuit

Section	L1625	L1400	L1200	L1000	L800	L600	L400	L200
Section Times	1:41.16 (0:15.41)	1:25.75 [9] (0:11.24)	1:14.51 [9] (0:11.65)	1:02.86 [9] (0:12.95)	0:49.91 [9] (0:12.79)	0:37.12 [10] (0:12.57)	0:24.55 [10] (0:11.97)	0:12.57 [7] (0:12.57)
Average Speed [km/h]	51.8	64.4	61.9	56.0	56.7	57.9	60.9	57.7
Top Speed [km/h]	66.1	66.2	63.4	58.8	58.0	59.5	61.6	59.9
Avg. Dist. to Rail [m]	6.5	0.9	2.2	2.5	2.1	2.0	4.0	5.1
Avg. Stride Freq. [Hz]	2.3	2.4	2.4	2.3	2.3	2.3	2.4	2.4
Avg. Stride Length [m]	6.6	7.5	7.3	7.0	6.9	7.0	7.0	7.0



[ ] Ranking at each section and finish  
 -:-:- No data available at this section  
 NA No data available

Horse/Jockey Name	Jaddaf/Nozi Tomizawa
Finish Rank	4
Fastest Section Time (Section)	0:11.23 (1400-1200)
Top Speed [km/h] (Section)	67.6 (1400-1200)
Race State	PUBLISHED



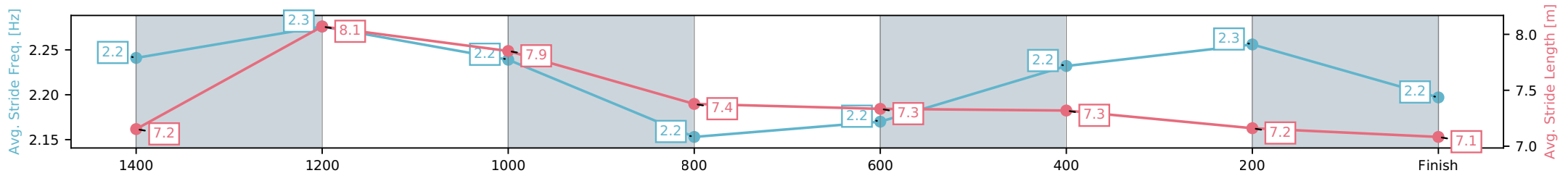
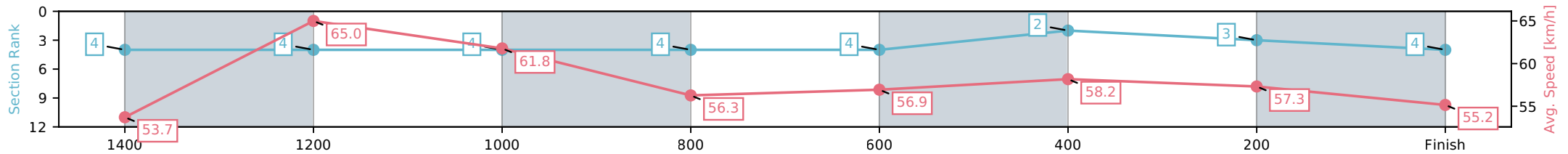
Toowoomba QLD --Professional-2026-06-20  
 Race 4: Wholesale Horsewear House Class 3 Handicap - 1625m



20 June 2026 - 6:40PM

Track Rating: Good 4, Weather: Fine, Rail Position: True Entire Circuit

Section	L1625	L1400	L1200	L1000	L800	L600	L400	L200
Section Times	1:41.32 (0:14.79)	1:26.53 [4] (0:11.23)	1:15.30 [4] (0:11.70)	1:03.61 [4] (0:12.87)	0:50.74 [4] (0:12.71)	0:38.03 [4] (0:12.39)	0:25.64 [2] (0:12.52)	0:13.11 [3] (0:13.11)
Average Speed [km/h]	53.7	65.0	61.8	56.3	56.9	58.2	57.3	55.2
Top Speed [km/h]	67.3	67.6	64.8	58.2	58.4	59.2	58.5	56.4
Avg. Dist. to Rail [m]	4.2	2.4	3.0	2.3	1.5	1.1	0.9	2.1
Avg. Stride Freq. [Hz]	2.2	2.3	2.2	2.2	2.2	2.2	2.3	2.2
Avg. Stride Length [m]	7.2	8.1	7.9	7.4	7.3	7.3	7.2	7.1



- [ ] Ranking at each section and finish
- :-:- No data available at this section
- NA No data available

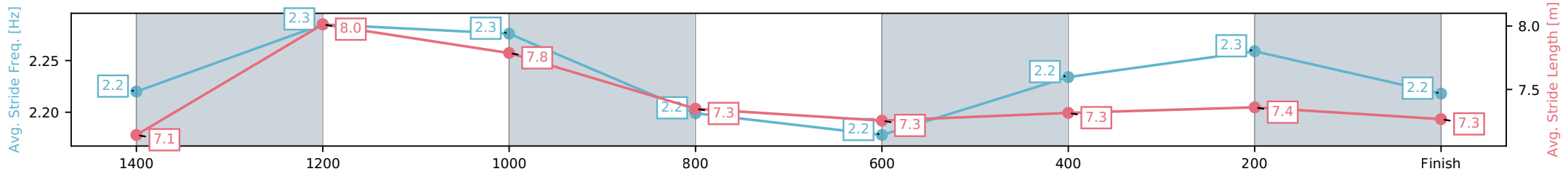
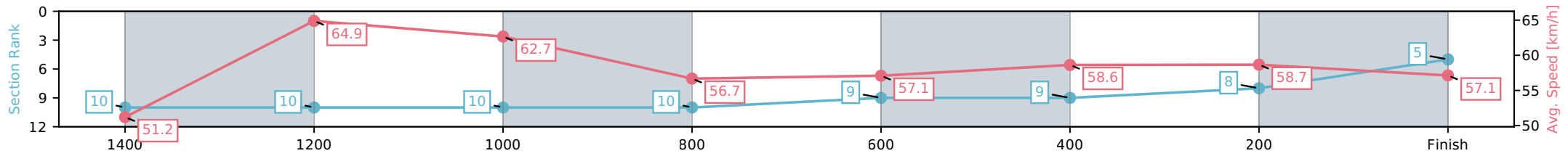
Horse/Jockey Name	Kids Inthe Kitchen/Aidan Keeley
Finish Rank	5
Fastest Section Time (Section)	0:11.27 (1400-1200)
Top Speed [km/h] (Section)	67.0 (1625 - 1400)
Race State	PUBLISHED



Toowoomba QLD --Professional-2026-06-20  
 Race 4: Wholesale Horsewear House Class 3 Handicap - 1625m  
 20 June 2026 - 6:40PM  
 Track Rating: Good 4, Weather: Fine, Rail Position: True Entire Circuit



Section	L1625	L1400	L1200	L1000	L800	L600	L400	L200
Section Times	1:41.48 (0:15.61)	1:25.87 [10] (0:11.27)	1:14.60 [10] (0:11.56)	1:03.05 [10] (0:12.83)	0:50.22 [10] (0:12.74)	0:37.47 [9] (0:12.44)	0:25.04 [9] (0:12.39)	0:12.64 [8] (0:12.64)
Average Speed [km/h]	51.2	64.9	62.7	56.7	57.1	58.6	58.7	57.1
Top Speed [km/h]	67.0	67.0	63.8	60.1	58.3	60.3	59.8	58.3
Avg. Dist. to Rail [m]	6.3	2.9	4.8	3.6	2.4	2.7	3.1	1.9
Avg. Stride Freq. [Hz]	2.2	2.3	2.3	2.2	2.2	2.2	2.3	2.2
Avg. Stride Length [m]	7.1	8.0	7.8	7.3	7.3	7.3	7.4	7.3



[ ] Ranking at each section and finish  
 -:-:- No data available at this section  
 NA No data available

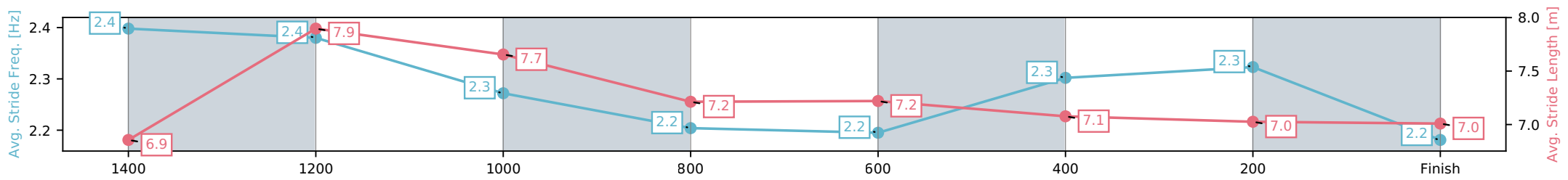
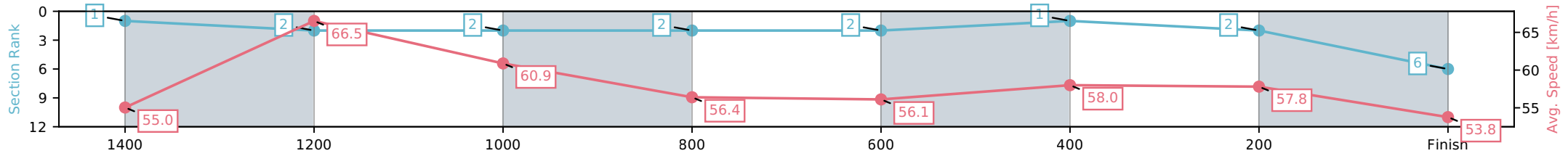
Horse/Jockey Name	Hell Of A Prince/Stacey Callow
Finish Rank	6
Fastest Section Time (Section)	0:10.90 (1400-1200)
Top Speed [km/h] (Section)	69.3 (1400-1200)
Race State	PUBLISHED



Toowoomba QLD --Professional-2026-06-20  
 Race 4: Wholesale Horsewear House Class 3 Handicap - 1625m  
 20 June 2026 - 6:40PM  
 Track Rating: Good 4, Weather: Fine, Rail Position: True Entire Circuit



Section	L1625	L1400	L1200	L1000	L800	L600	L400	L200
Section Times	1:41.67 (0:14.47)	1:27.20 [1] (0:10.90)	1:16.31 [2] (0:11.85)	1:04.45 [2] (0:12.85)	0:51.60 [2] (0:12.92)	0:38.69 [2] (0:12.54)	0:26.15 [1] (0:12.54)	0:13.61 [2] (0:13.61)
Average Speed [km/h]	55.0	66.5	60.9	56.4	56.1	58.0	57.8	53.8
Top Speed [km/h]	69.2	69.3	63.8	57.7	57.1	59.0	59.1	56.1
Avg. Dist. to Rail [m]	5.2	1.5	2.2	2.1	2.0	1.9	1.8	3.5
Avg. Stride Freq. [Hz]	2.4	2.4	2.3	2.2	2.2	2.3	2.3	2.2
Avg. Stride Length [m]	6.9	7.9	7.7	7.2	7.2	7.1	7.0	7.0



[ ] Ranking at each section and finish  
 -:-:- No data available at this section  
 NA No data available

Horse/Jockey Name	Rubaahy/Kenji Yoshida
Finish Rank	7
Fastest Section Time (Section)	0:11.24 (1400-1200)
Top Speed [km/h] (Section)	66.6 (1625 - 1400)
Race State	PUBLISHED



Toowoomba QLD --Professional-2026-06-20

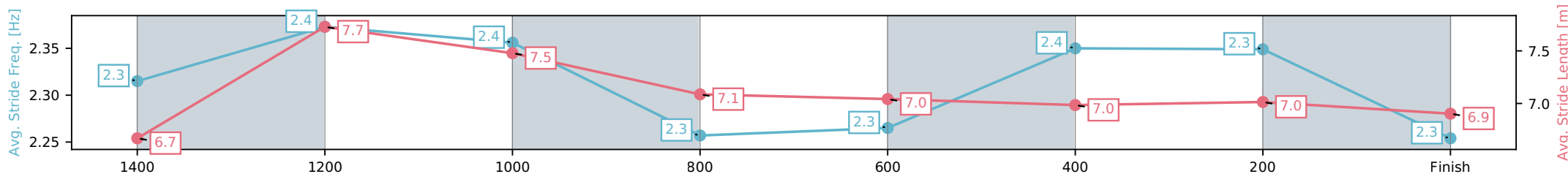
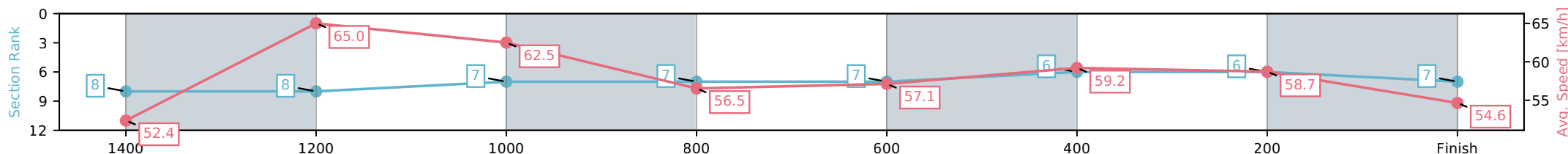
Race 4: Wholesale Horsewear House Class 3 Handicap - 1625m

20 June 2026 - 6:40PM



Track Rating: Good 4, Weather: Fine, Rail Position: True Entire Circuit

Section	L1625	L1400	L1200	L1000	L800	L600	L400	L200
Section Times	1:41.78 (0:15.27)	1:26.51 [8] (0:11.24)	1:15.27 [8] (0:11.57)	1:03.70 [7] (0:12.90)	0:50.80 [7] (0:12.73)	0:38.07 [7] (0:12.34)	0:25.74 [6] (0:12.38)	0:13.35 [6] (0:13.35)
Average Speed [km/h]	52.4	65.0	62.5	56.5	57.1	59.2	58.7	54.6
Top Speed [km/h]	66.6	66.5	64.6	59.4	57.9	59.9	59.2	58.0
Avg. Dist. to Rail [m]	8.0	2.7	3.5	3.7	3.0	2.8	2.8	4.0
Avg. Stride Freq. [Hz]	2.3	2.4	2.4	2.3	2.3	2.4	2.3	2.3
Avg. Stride Length [m]	6.7	7.7	7.5	7.1	7.0	7.0	7.0	6.9



- [ ] Ranking at each section and finish
- :-:- No data available at this section
- NA No data available

Horse/Jockey Name	Silent Fox/Kelsey Lenton
Finish Rank	8
Fastest Section Time (Section)	0:10.79 (1400-1200)
Top Speed [km/h] (Section)	70.3 (1400-1200)
Race State	PUBLISHED



Toowoomba QLD --Professional-2026-06-20

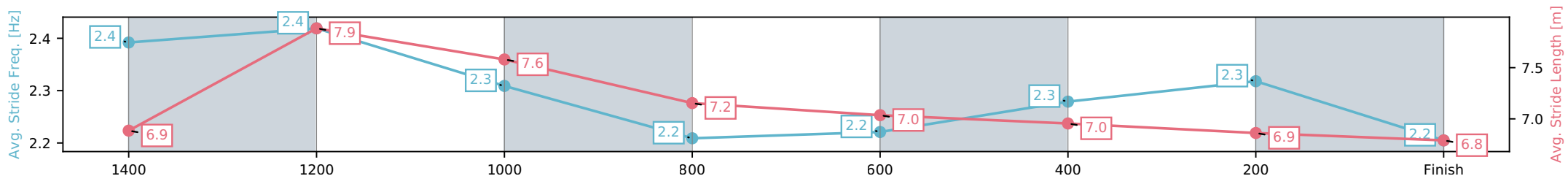
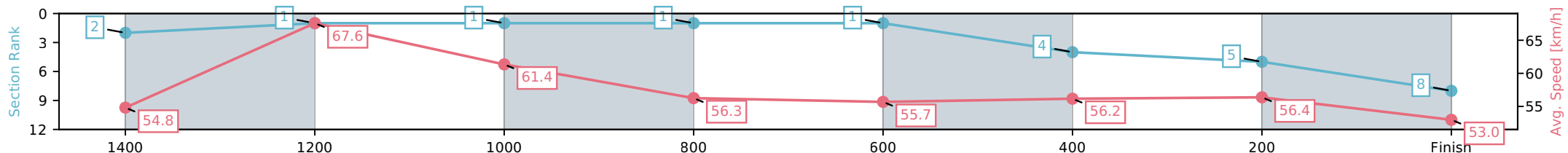
Race 4: Wholesale Horsewear House Class 3 Handicap - 1625m

20 June 2026 - 6:40PM



Track Rating: Good 4, Weather: Fine, Rail Position: True Entire Circuit

Section	L1625	L1400	L1200	L1000	L800	L600	L400	L200
Section Times	1:41.99 (0:14.49)	1:27.50 [2] (0:10.79)	1:16.72 [1] (0:11.79)	1:04.92 [1] (0:12.89)	0:52.03 [1] (0:12.96)	0:39.08 [1] (0:12.80)	0:26.27 [4] (0:12.70)	0:13.57 [5] (0:13.57)
Average Speed [km/h]	54.8	67.6	61.4	56.3	55.7	56.2	56.4	53.0
Top Speed [km/h]	70.1	70.3	65.6	57.6	56.6	57.0	57.7	53.8
Avg. Dist. to Rail [m]	4.2	2.3	4.3	2.5	0.7	0.4	1.5	0.6
Avg. Stride Freq. [Hz]	2.4	2.4	2.3	2.2	2.2	2.3	2.3	2.2
Avg. Stride Length [m]	6.9	7.9	7.6	7.2	7.0	7.0	6.9	6.8



[ ] Ranking at each section and finish  
 -:-:- No data available at this section  
 NA No data available

Horse/Jockey Name	Bringme/Georgina Cartwright
Finish Rank	9
Fastest Section Time (Section)	0:11.26 (1400-1200)
Top Speed [km/h] (Section)	65.8 (1400-1200)
Race State	PUBLISHED



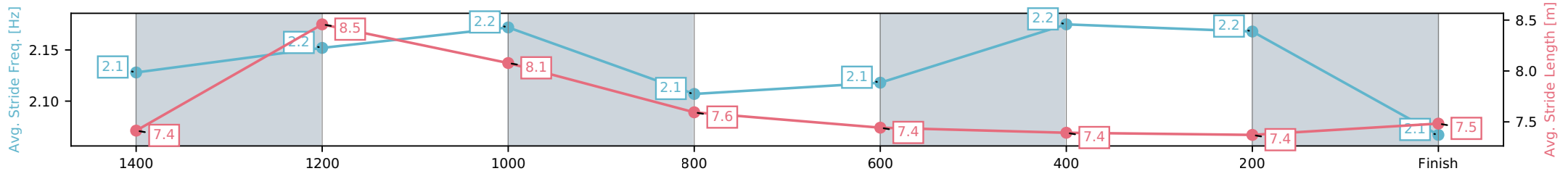
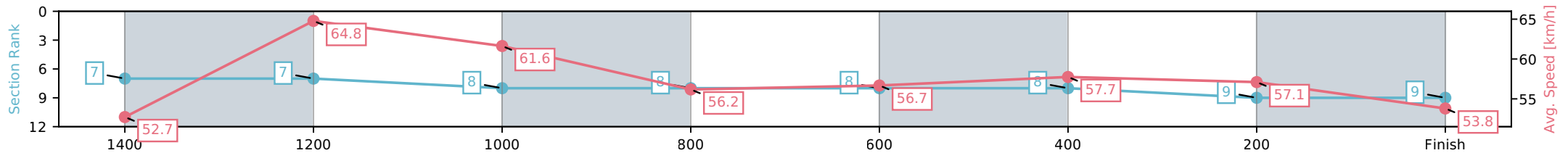
Toowoomba QLD --Professional-2026-06-20  
 Race 4: Wholesale Horsewear House Class 3 Handicap - 1625m



20 June 2026 - 6:40PM

Track Rating: Good 4, Weather: Fine, Rail Position: True Entire Circuit

Section	L1625	L1400	L1200	L1000	L800	L600	L400	L200
Section Times	1:42.53 (0:15.13)	1:27.40 [7] (0:11.26)	1:16.14 [7] (0:11.70)	1:04.43 [8] (0:12.94)	0:51.49 [8] (0:12.79)	0:38.70 [8] (0:12.52)	0:26.18 [8] (0:12.61)	0:13.57 [9] (0:13.57)
Average Speed [km/h]	52.7	64.8	61.6	56.2	56.7	57.7	57.1	53.8
Top Speed [km/h]	65.6	65.8	64.0	58.5	57.3	58.1	57.8	57.2
Avg. Dist. to Rail [m]	5.1	2.4	2.7	2.6	1.6	1.0	0.3	0.4
Avg. Stride Freq. [Hz]	2.1	2.2	2.2	2.1	2.1	2.2	2.2	2.1
Avg. Stride Length [m]	7.4	8.5	8.1	7.6	7.4	7.4	7.4	7.5



[ ] Ranking at each section and finish  
 -:-:- No data available at this section  
 NA No data available

Horse/Jockey Name	Bambino Di Vino/Montanna Savva
Finish Rank	10
Fastest Section Time (Section)	0:11.08 (1400-1200)
Top Speed [km/h] (Section)	67.3 (1625 - 1400)
Race State	PUBLISHED



Toowoomba QLD --Professional-2026-06-20

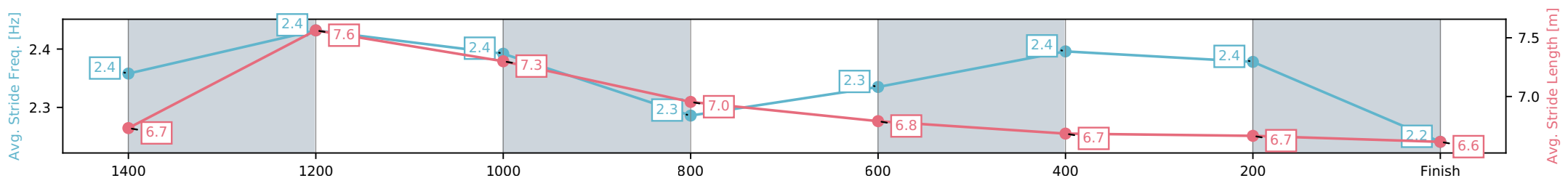
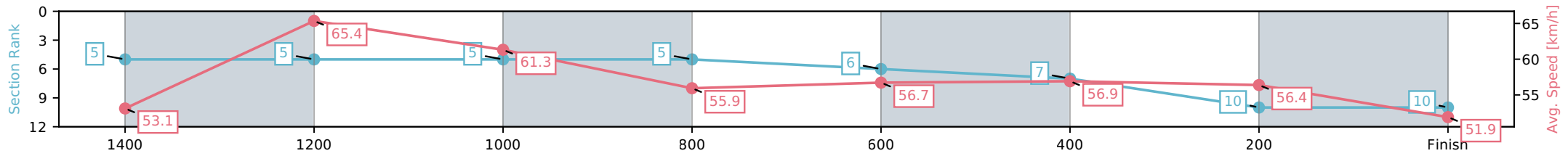
Race 4: Wholesale Horsewear House Class 3 Handicap - 1625m

20 June 2026 - 6:40PM



Track Rating: Good 4, Weather: Fine, Rail Position: True Entire Circuit

Section	L1625	L1400	L1200	L1000	L800	L600	L400	L200
Section Times	1:42.96 (0:14.97)	1:27.99 [5] (0:11.08)	1:16.90 [5] (0:11.76)	1:05.14 [5] (0:12.94)	0:52.20 [5] (0:12.77)	0:39.43 [6] (0:12.76)	0:26.67 [7] (0:12.70)	0:13.96 [10] (0:13.96)
Average Speed [km/h]	53.1	65.4	61.3	55.9	56.7	56.9	56.4	51.9
Top Speed [km/h]	67.3	67.3	63.6	58.7	57.2	57.7	56.8	56.2
Avg. Dist. to Rail [m]	3.1	1.2	1.9	1.7	1.8	1.8	1.4	2.1
Avg. Stride Freq. [Hz]	2.4	2.4	2.4	2.3	2.3	2.4	2.4	2.2
Avg. Stride Length [m]	6.7	7.6	7.3	7.0	6.8	6.7	6.7	6.6



[ ] Ranking at each section and finish  
 -:-:- No data available at this section  
 NA No data available



# Toowoomba QLD

Race 5: 1Equine - For the equine athlete BENCHMARK 60 Handicap - 870m

20 June 2026 - 7:10PM

Track Rating: Good 4, Weather: Fine, Rail Position: True Entire Circuit



Field Times (Race Tempo)      0:51.40 (0:06.11)    0:45.29 (0:10.76)    0:34.53 (0:10.92)    0:23.62 (0:11.58)    0:12.04 (0:12.04)

Rank	TAB#	Horse	Overall Time	First 400m	Top Speed km/h (Section)	L870	L800	L600	L400	L200			
	(BAR#)	Jockey	Margin (DT-W)	Last 600m	Fastest Section (Time)	Start - 800	800 - 600	600 - 400	400 - 200	200 - Finish			
1	6	Zousain's Choice	0:51.40	0:24.39	69.0 (600-400)	0:51.40	0:44.89 [8]	0:34.13 [5]	0:23.07 [5]	0:11.64 [4]			
	(4)	Harrison Shaw		0:34.13	800-600 (0:10.76)	(0:06.51)	(0:10.76)	(0:11.06)	(0:11.43)	(0:11.64)			
2	10	Goose Step	0:51.45	0:24.10	69.2 (600-400)	0:51.45	0:45.32 [2]	0:34.48 [2]	0:23.35 [2]	0:11.98 [2]			
	(5)	Aidan Keeley	0.3L (+0)	0:34.47	800-600 (0:10.84)	(0:06.14)	(0:10.84)	(0:11.13)	(0:11.36)	(0:11.98)			
3	2	My Name Is	0:51.85	0:23.83	68.8 (800-600)	0:51.85	0:45.68 [4]	0:34.98 [1]	0:24.07 [1]	0:12.49 [1]			
	(2)	Chloe Lowe	2.7L (-5)	0:34.99	800-600 (0:10.70)	(0:06.17)	(0:10.70)	(0:10.92)	(0:11.58)	(0:12.49)			
4	8	Starsarise	0:51.95	0:24.90	66.5 (600-400)	0:51.95	0:45.56 [6]	0:34.22 [9]	0:23.10 [9]	0:11.85 [6]			
	(3)	Damien Boche	3.3L (-2)	0:34.22	600-400 (0:11.12)	(0:06.39)	(0:11.34)	(0:11.12)	(0:11.25)	(0:11.85)			
5	5	Vesper Lynd	0:52.04	0:24.32	67.5 (600-400)	0:52.04	0:45.85 [5]	0:34.80 [4]	0:23.80 [4]	0:12.35 [3]			
	(7)	Kelsey Lenton	3.8L (+1)	0:34.80	600-400 (0:11.01)	(0:06.19)	(0:11.05)	(0:11.01)	(0:11.44)	(0:12.35)			
6	9	Lucky Man	0:52.20	0:24.85	67.1 (600-400)	0:52.20	0:45.80 [7]	0:34.64 [7]	0:23.36 [8]	0:12.06 [8]			
	(9)	Georgina Cartwright	4.7L (+2)	0:34.63	800-600 (0:11.17)	(0:06.40)	(0:11.17)	(0:11.28)	(0:11.29)	(0:12.06)			
7	1	Defiant Boom	0:52.47	0:24.67	66.9 (600-400)	0:52.47	0:46.33 [3]	0:35.12 [6]	0:23.82 [6]	0:12.32 [9]			
	(8)	Les Tilley	6.3L (+5)	0:35.12	800-600 (0:11.20)	(0:06.14)	(0:11.20)	(0:11.30)	(0:11.50)	(0:12.32)			
8	4	Silk Sonic	0:52.68	0:24.21	67.7 (600-400)	0:52.68	0:46.57 [1]	0:35.60 [3]	0:24.51 [3]	0:12.83 [5]			
	(6)	Nozi Tomizawa	7.5L (+1)	0:35.60	800-600 (0:10.97)	(0:06.11)	(0:10.97)	(0:11.09)	(0:11.68)	(0:12.83)			
9	7	Mr Encore	0:52.97	0:24.75	68.9 (600-400)	0:52.97	0:46.17 [9]	0:35.33 [8]	0:24.32 [6]	0:12.84 [7]			
	(1)	Hannah Richardson	9.3L (+2)	0:35.32	800-600 (0:10.85)	(0:06.80)	(0:10.85)	(0:11.00)	(0:11.48)	(0:12.84)			

Scratched: Gypsy Tricks (#3)

Report Created: Sat 20 June 2026

(Note: Races are conducted over an approximate distance as close as possible to the advertised distance, and recorded data may vary accordingly. Official times refer to race times only and do not include handicap times.)

[ ] Position in running at each section and finish    TAB# Saddle cloth number  
 -:-:- No data available at this section                    BAR# Barrier/Gate Position  
 NA No data available    DNF Did not finish  
 DNT Did not track    DT-W Distance travelled compared to winner in metres

Fastest split  
 Fastest section

data processed by TRIPLES DATA

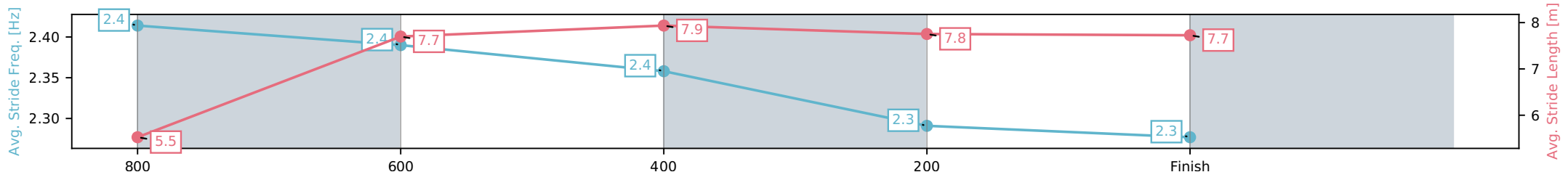
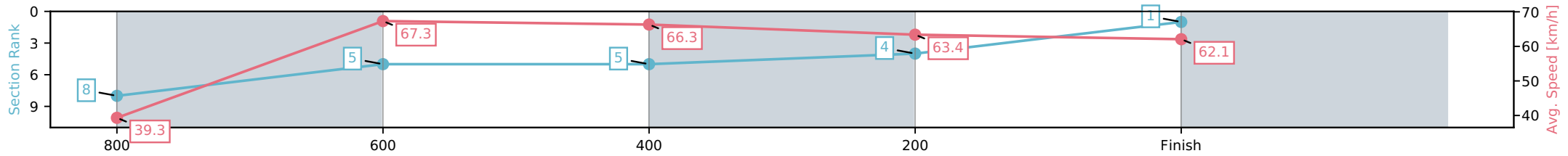
Horse/Jockey Name	Zousain's Choice/Harrison Shaw
Finish Rank	1
Fastest Section Time (Section)	0:10.76 (800-600)
Top Speed [km/h] (Section)	69.0 (600-400)
Race State	PUBLISHED



Toowoomba QLD --Professional-2026-06-20  
 Race 5: 1Equine - For the equine athlete BENCHMARK 60  
 Handicap - 870m  
 20 June 2026 - 7:10PM  
 Track Rating: Good 4, Weather: Fine, Rail Position: True Entire Circuit



Section	L870	L600	L400	L200	L0
Section Times	0:51.40 (0:06.51)	0:44.89 [8] (0:10.76)	0:34.13 [5] (0:11.06)	0:23.07 [5] (0:11.43)	0:11.64 [4] (0:11.64)
Average Speed [km/h]	39.3	67.3	66.3	63.4	62.1
Top Speed [km/h]	59.8	68.9	69.0	65.6	64.1
Avg. Dist. to Rail [m]	5.3	4.4	3.4	2.6	6.7
Avg. Stride Freq. [Hz]	2.4	2.4	2.4	2.3	2.3
Avg. Stride Length [m]	5.5	7.7	7.9	7.8	7.7



[ ] Ranking at each section and finish  
 -.-.- No data available at this section  
 NA No data available

Horse/Jockey Name	Goose Step/Aidan Keeley
Finish Rank	2
Fastest Section Time (Section)	0:10.84 (800-600)
Top Speed [km/h] (Section)	69.2 (600-400)
Race State	PUBLISHED



Toowoomba QLD --Professional-2026-06-20

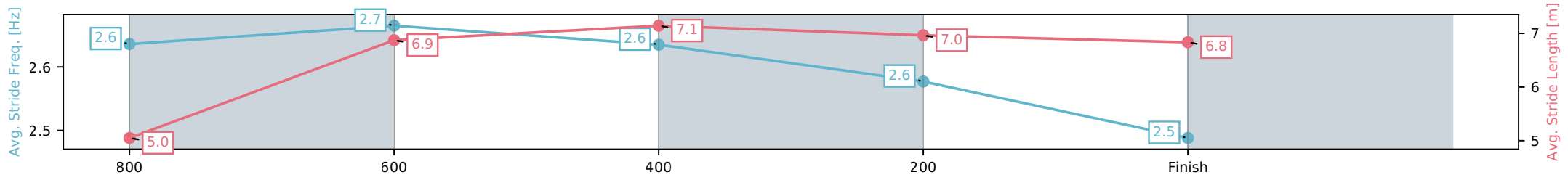

Race 5: 1Equine - For the equine athlete BENCHMARK 60  
Handicap - 870m

20 June 2026 - 7:10PM



Track Rating: Good 4, Weather: Fine, Rail Position: True Entire Circuit

Section	L870	L600	L400	L200	L0
Section Times	0:51.45 (0:06.14)	0:45.32 [2] (0:10.84)	0:34.48 [2] (0:11.13)	0:23.35 [2] (0:11.36)	0:11.98 [2] (0:11.98)
Average Speed [km/h]	41.5	67.0	66.1	63.9	59.8
Top Speed [km/h]	60.0	69.1	69.2	64.6	63.2
Avg. Dist. to Rail [m]	5.6	4.2	4.6	3.0	6.9
Avg. Stride Freq. [Hz]	2.6	2.7	2.6	2.6	2.5
Avg. Stride Length [m]	5.0	6.9	7.1	7.0	6.8



[ ] Ranking at each section and finish  
 -:-:- No data available at this section  
 NA No data available

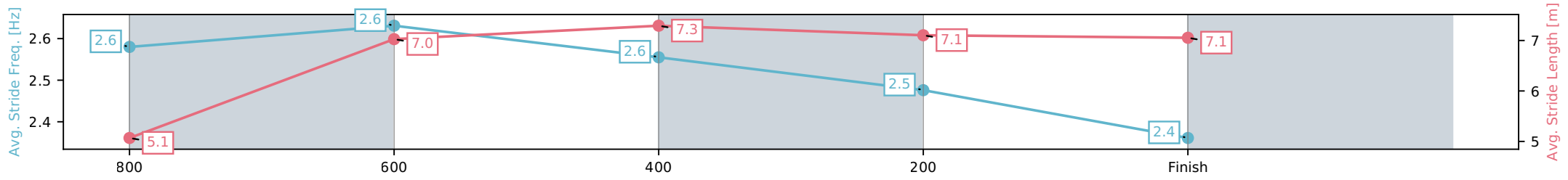
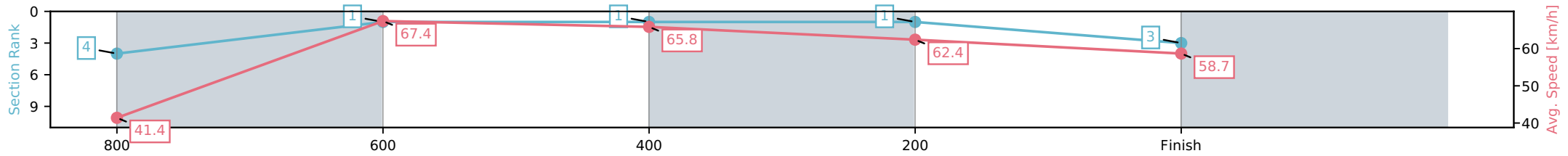
Horse/Jockey Name	My Name Is/Chloe Lowe
Finish Rank	3
Fastest Section Time (Section)	0:10.70 (800-600)
Top Speed [km/h] (Section)	68.8 (800-600)
Race State	PUBLISHED



Toowoomba QLD --Professional-2026-06-20  
 Race 5: 1Equine - For the equine athlete BENCHMARK 60  
 Handicap - 870m  
 20 June 2026 - 7:10PM  
 Track Rating: Good 4, Weather: Fine, Rail Position: True Entire Circuit



Section	L870	L600	L400	L200	L0
Section Times	0:51.85 (0:06.17)	0:45.68 [4] (0:10.70)	0:34.98 [1] (0:10.92)	0:24.07 [1] (0:11.58)	0:12.49 [1] (0:12.49)
Average Speed [km/h]	41.4	67.4	65.8	62.4	58.7
Top Speed [km/h]	59.8	68.8	68.7	63.2	61.1
Avg. Dist. to Rail [m]	3.0	1.0	0.4	1.6	4.8
Avg. Stride Freq. [Hz]	2.6	2.6	2.6	2.5	2.4
Avg. Stride Length [m]	5.1	7.0	7.3	7.1	7.1



[ ] Ranking at each section and finish  
 -:-:- No data available at this section  
 NA No data available

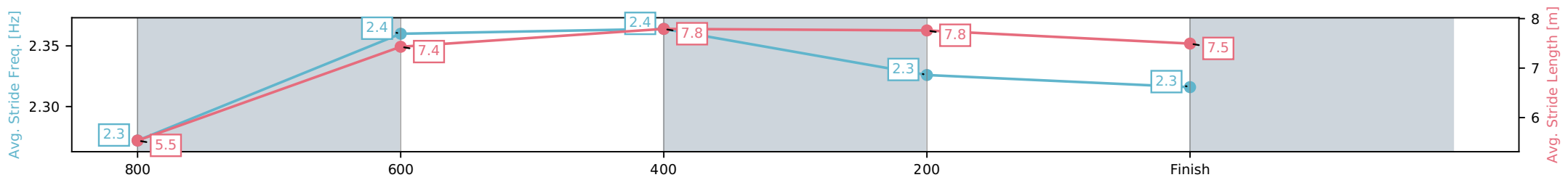
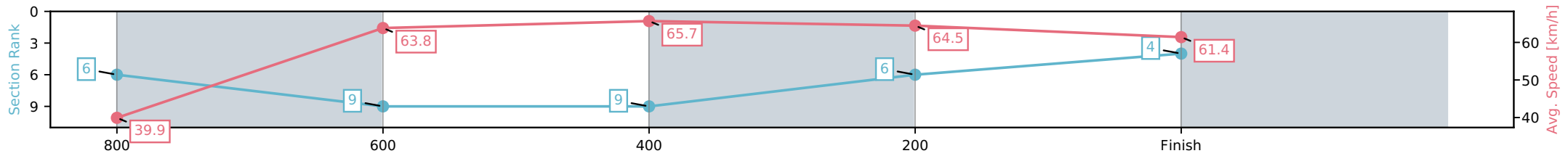
Horse/Jockey Name	Starsarise/Damien Boche
Finish Rank	4
Fastest Section Time (Section)	0:11.12 (600-400)
Top Speed [km/h] (Section)	66.5 (600-400)
Race State	PUBLISHED



Toowoomba QLD --Professional-2026-06-20  
 Race 5: 1Equine - For the equine athlete BENCHMARK 60  
 Handicap - 870m  
 20 June 2026 - 7:10PM  
 Track Rating: Good 4, Weather: Fine, Rail Position: True Entire Circuit



Section	L870	L600	L400	L200	L0
Section Times	0:51.95 (0:06.39)	0:45.56 [6] (0:11.34)	0:34.22 [9] (0:11.12)	0:23.10 [9] (0:11.25)	0:11.85 [6] (0:11.85)
Average Speed [km/h]	39.9	63.8	65.7	64.5	61.4
Top Speed [km/h]	57.7	65.6	66.5	65.2	64.0
Avg. Dist. to Rail [m]	4.0	2.9	2.9	2.6	5.1
Avg. Stride Freq. [Hz]	2.3	2.4	2.4	2.3	2.3
Avg. Stride Length [m]	5.5	7.4	7.8	7.8	7.5



[ ] Ranking at each section and finish  
 -:-:- No data available at this section  
 NA No data available

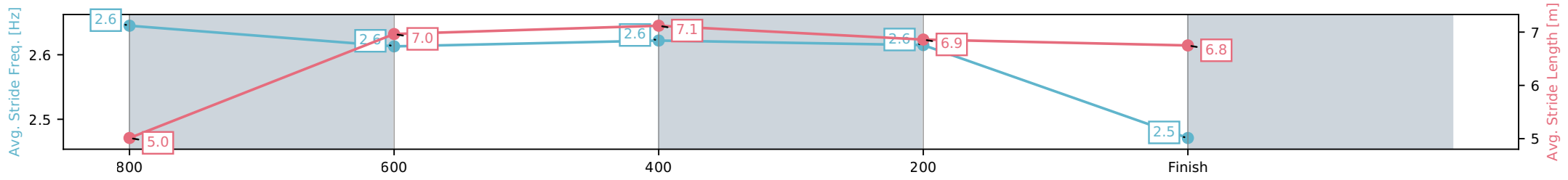
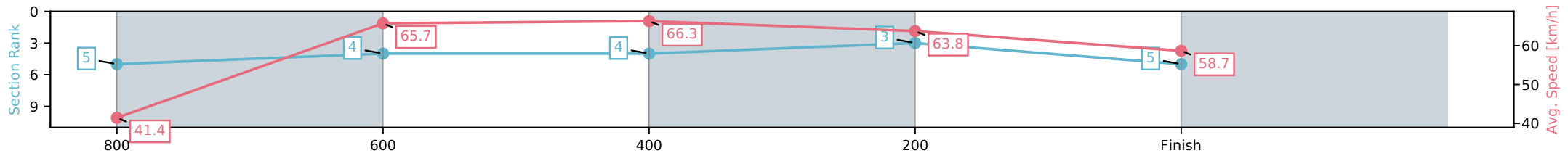
Horse/Jockey Name	Vesper Lynd/Kelsey Lenton
Finish Rank	5
Fastest Section Time (Section)	0:11.01 (600-400)
Top Speed [km/h] (Section)	67.5 (600-400)
Race State	PUBLISHED



Toowoomba QLD --Professional-2026-06-20  
 Race 5: 1Equine - For the equine athlete BENCHMARK 60  
 Handicap - 870m  
 20 June 2026 - 7:10PM  
 Track Rating: Good 4, Weather: Fine, Rail Position: True Entire Circuit



Section	L870	L600	L400	L200	L0
Section Times	0:52.04 (0:06.19)	0:45.85 [5] (0:11.05)	0:34.80 [4] (0:11.01)	0:23.80 [4] (0:11.44)	0:12.35 [3] (0:12.35)
Average Speed [km/h]	41.4	65.7	66.3	63.8	58.7
Top Speed [km/h]	60.2	67.5	67.5	64.9	61.6
Avg. Dist. to Rail [m]	7.8	4.8	2.9	4.6	8.2
Avg. Stride Freq. [Hz]	2.6	2.6	2.6	2.6	2.5
Avg. Stride Length [m]	5.0	7.0	7.1	6.9	6.8



[ ] Ranking at each section and finish  
 -:-:- No data available at this section  
 NA No data available

Horse/Jockey Name	Lucky Man/Georgina Cartwright
Finish Rank	6
Fastest Section Time (Section)	0:11.17 (800-600)
Top Speed [km/h] (Section)	67.1 (600-400)
Race State	PUBLISHED



Toowoomba QLD --Professional-2026-06-20

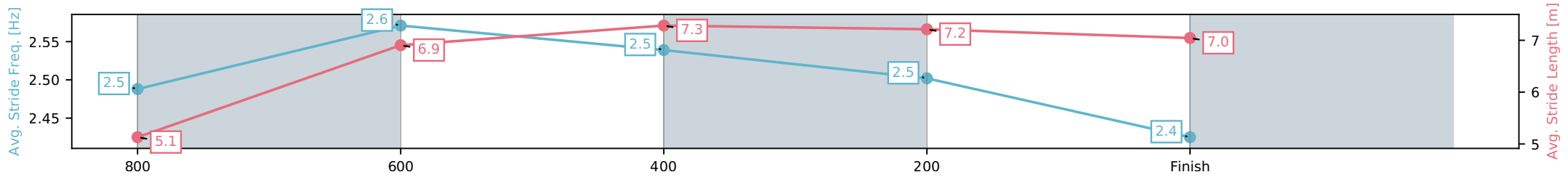
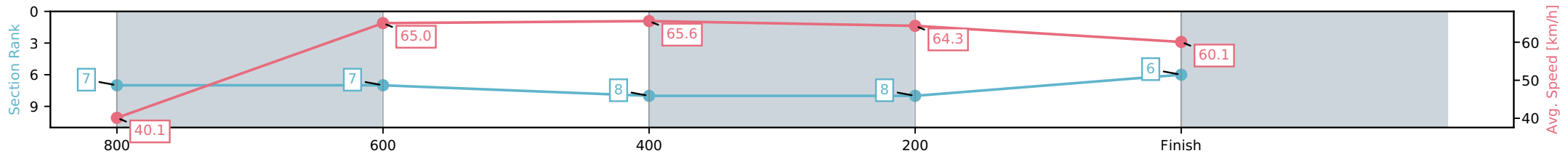
Race 5: 1Equine - For the equine athlete BENCHMARK 60  
Handicap - 870m

20 June 2026 - 7:10PM



Track Rating: Good 4, Weather: Fine, Rail Position: True Entire Circuit

Section	L870	L600	L400	L200	L0
Section Times	0:52.20 (0:06.40)	0:45.80 [7] (0:11.17)	0:34.64 [7] (0:11.28)	0:23.36 [8] (0:11.29)	0:12.06 [8] (0:12.06)
Average Speed [km/h]	40.1	65.0	65.6	64.3	60.1
Top Speed [km/h]	58.2	67.0	67.1	65.5	62.7
Avg. Dist. to Rail [m]	9.6	5.2	5.2	3.1	6.0
Avg. Stride Freq. [Hz]	2.5	2.6	2.5	2.5	2.4
Avg. Stride Length [m]	5.1	6.9	7.3	7.2	7.0



[ ] Ranking at each section and finish  
 -:-:- No data available at this section  
 NA No data available

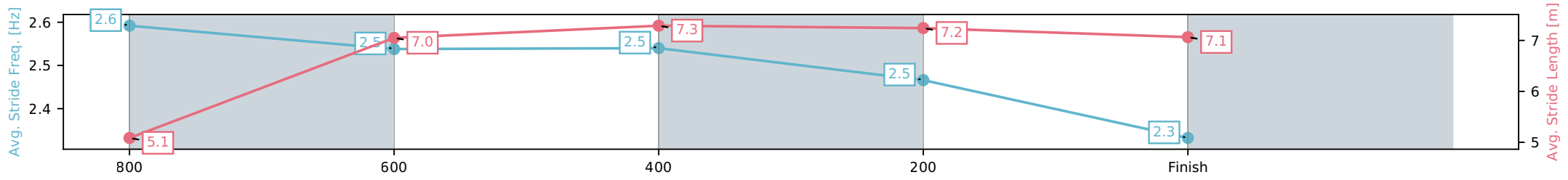
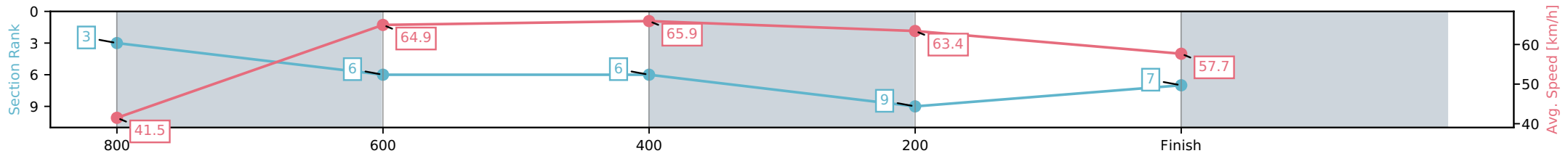
Horse/Jockey Name	Defiant Boom/Les Tilley
Finish Rank	7
Fastest Section Time (Section)	0:11.20 (800-600)
Top Speed [km/h] (Section)	66.9 (600-400)
Race State	PUBLISHED



Toowoomba QLD --Professional-2026-06-20  
 Race 5: 1Equine - For the equine athlete BENCHMARK 60  
 Handicap - 870m  
 20 June 2026 - 7:10PM  
 Track Rating: Good 4, Weather: Fine, Rail Position: True Entire Circuit



Section	L870	L600	L400	L200	L0
Section Times	0:52.47 (0:06.14)	0:46.33 [3] (0:11.20)	0:35.12 [6] (0:11.30)	0:23.82 [6] (0:11.50)	0:12.32 [9] (0:12.32)
Average Speed [km/h]	41.5	64.9	65.9	63.4	57.7
Top Speed [km/h]	60.1	66.2	66.9	65.3	61.1
Avg. Dist. to Rail [m]	8.7	5.9	7.0	4.0	6.6
Avg. Stride Freq. [Hz]	2.6	2.5	2.5	2.5	2.3
Avg. Stride Length [m]	5.1	7.0	7.3	7.2	7.1



[ ] Ranking at each section and finish  
 -.-.- No data available at this section  
 NA No data available

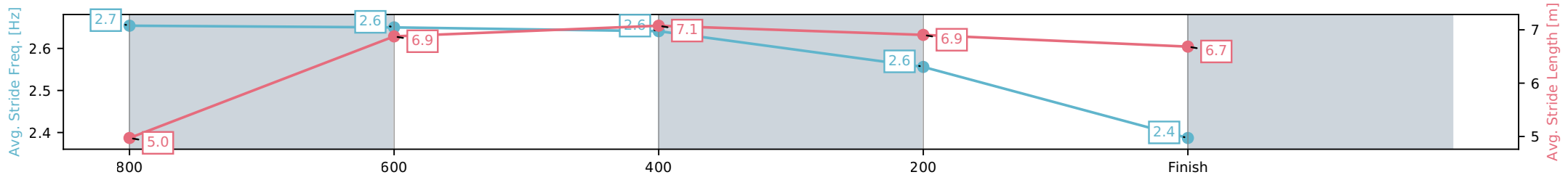
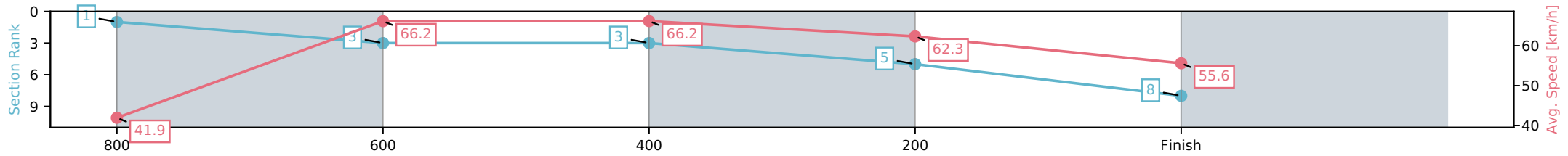
Horse/Jockey Name	Silk Sonic/Nozi Tomizawa
Finish Rank	8
Fastest Section Time (Section)	0:10.97 (800-600)
Top Speed [km/h] (Section)	67.7 (600-400)
Race State	PUBLISHED



Toowoomba QLD --Professional-2026-06-20  
 Race 5: 1Equine - For the equine athlete BENCHMARK 60  
 Handicap - 870m  
 20 June 2026 - 7:10PM  
 Track Rating: Good 4, Weather: Fine, Rail Position: True Entire Circuit



Section	L870	L600	L400	L200	L0
Section Times	0:52.68 (0:06.11)	0:46.57 [1] (0:10.97)	0:35.60 [3] (0:11.09)	0:24.51 [3] (0:11.68)	0:12.83 [5] (0:12.83)
Average Speed [km/h]	41.9	66.2	66.2	62.3	55.6
Top Speed [km/h]	60.5	67.5	67.7	64.4	59.1
Avg. Dist. to Rail [m]	6.4	5.2	4.0	4.3	9.1
Avg. Stride Freq. [Hz]	2.7	2.6	2.6	2.6	2.4
Avg. Stride Length [m]	5.0	6.9	7.1	6.9	6.7



[ ] Ranking at each section and finish  
 -:-:- No data available at this section  
 NA No data available

Horse/Jockey Name	Mr Encore/Hannah Richardson
Finish Rank	9
Fastest Section Time (Section)	0:10.85 (800-600)
Top Speed [km/h] (Section)	68.9 (600-400)
Race State	PUBLISHED



Toowoomba QLD --Professional-2026-06-20

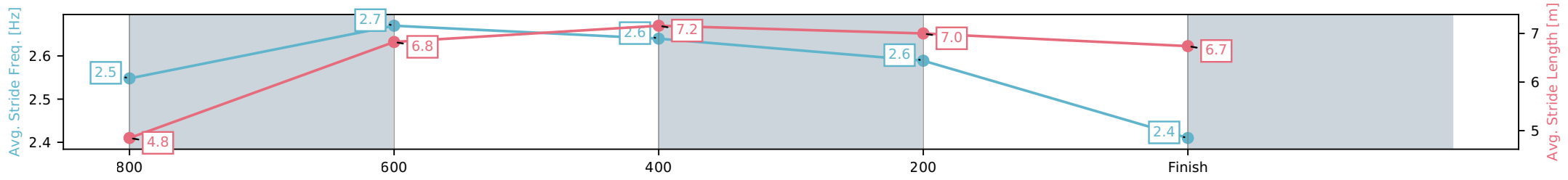
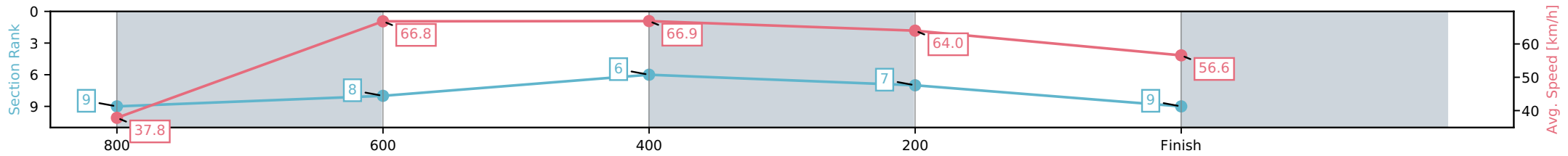
Race 5: 1Equine - For the equine athlete BENCHMARK 60  
Handicap - 870m

20 June 2026 - 7:10PM



Track Rating: Good 4, Weather: Fine, Rail Position: True Entire Circuit

Section	L870	L600	L400	L200	L0
Section Times	0:52.97 (0:06.80)	0:46.17 [9] (0:10.85)	0:35.33 [8] (0:11.00)	0:24.32 [6] (0:11.48)	0:12.84 [7] (0:12.84)
Average Speed [km/h]	37.8	66.8	66.9	64.0	56.6
Top Speed [km/h]	58.4	68.8	68.9	66.0	60.7
Avg. Dist. to Rail [m]	2.2	3.7	4.4	6.2	9.6
Avg. Stride Freq. [Hz]	2.5	2.7	2.6	2.6	2.4
Avg. Stride Length [m]	4.8	6.8	7.2	7.0	6.7



[ ] Ranking at each section and finish  
 -:-:- No data available at this section  
 NA No data available



# Toowoomba QLD

Race 6: WIN Television QTIS Three-Years-Old Maiden Plate - 1000m

20 June 2026 - 7:44PM

Track Rating: Good 4, Weather: Fine, Rail Position: True Entire Circuit



Field Times (Race Tempo)      1:01.05    0:47.04    0:35.77    0:24.03    0:12.03  
 (0:14.01)    (0:11.26)    (0:11.74)    (0:12.00)    (0:12.03)

Rank	TAB#	Horse	Overall Time	First 400m	Top Speed km/h (Section)	L1000	L800	L600	L400	L200			
	(BAR#)	Jockey	Margin (DT-W)	Last 600m	Fastest Section (Time)	Start - 800	800 - 600	600 - 400	400 - 200	200 - Finish			
1	2	I Can Help	1:01.05	0:26.03	64.4 (800-600)	1:01.05	0:46.42 [10]	0:35.02 [10]	0:23.49 [7]	0:11.72 [3]			
	(10)	Les Tilley		0:35.02	800-600 (0:11.39)	(0:14.64)	(0:11.39)	(0:11.53)	(0:11.77)	(0:11.72)			
2	9	Kaida Odori	1:01.37	0:25.28	66.6 (800-600)	1:01.37	0:47.23 [4]	0:36.09 [1]	0:24.35 [1]	0:12.35 [1]			
	(4)	Hannah Richardson	1.9L (+0)	0:36.09	800-600 (0:11.14)	(0:14.14)	(0:11.14)	(0:11.74)	(0:12.00)	(0:12.35)			
3	12	Reign Of Dame	1:01.39	0:25.57	66.7 (800-600)	1:01.39	0:46.98 [9]	0:35.82 [6]	0:24.07 [3]	0:12.22 [2]			
	(5)	Nozi Tomizawa	2.0L (+5)	0:35.82	800-600 (0:11.16)	(0:14.41)	(0:11.16)	(0:11.75)	(0:11.85)	(0:12.22)			
4	14	Tassortium	1:01.58	0:26.30	65.8 (800-600)	1:01.58	0:46.59 [11]	0:35.29 [11]	0:23.77 [11]	0:12.06 [7]			
	(8)	Kelsey Lenton	3.1L (+0)	0:35.30	800-600 (0:11.31)	(0:14.99)	(0:11.31)	(0:11.52)	(0:11.72)	(0:12.06)			
5	5	Dragon Lilly	1:01.63	0:25.52	66.4 (800-600)	1:01.63	0:47.50 [3]	0:36.11 [4]	0:24.28 [4]	0:12.25 [5]			
	(6)	Damien Boche	3.4L (+7)	0:36.11	800-600 (0:11.39)	(0:14.13)	(0:11.39)	(0:11.83)	(0:12.03)	(0:12.25)			
6	4	Divinelle	1:01.99	0:25.76	66.0 (800-600)	1:01.99	0:47.59 [8]	0:36.22 [8]	0:24.36 [8]	0:12.23 [9]			
	(7)	Aidan Keeley	5.5L (+6)	0:36.22	800-600 (0:11.36)	(0:14.40)	(0:11.36)	(0:11.87)	(0:12.12)	(0:12.23)			
7	3	Trooper Sam	1:02.00	0:25.51	65.4 (800-600)	1:02.00	0:47.82 [5]	0:36.48 [3]	0:24.61 [6]	0:12.60 [6]			
	(3)	Georgina Cartwright	5.6L (-2)	0:36.49	800-600 (0:11.33)	(0:14.18)	(0:11.33)	(0:11.88)	(0:12.01)	(0:12.60)			
8	10	Midnight Maggie	1:02.35	0:25.92	65.5 (800-600)	1:02.35	0:47.96 [7]	0:36.43 [9]	0:24.72 [8]	0:12.61 [8]			
	(11)	Fiona Sandkuhl	7.7L (+11)	0:36.42	800-600 (0:11.53)	(0:14.39)	(0:11.53)	(0:11.71)	(0:12.10)	(0:12.61)			
9	13	Run Ziggy Run	1:02.42	0:25.54	64.1 (1000 - 800)	1:02.42	0:48.41 [1]	0:36.87 [5]	0:25.16 [2]	0:13.09 [4]			
	(2)	Montanna Savva	8.1L (-1)	0:36.87	800-600 (0:11.53)	(0:14.01)	(0:11.53)	(0:11.71)	(0:12.07)	(0:13.09)			
10	8	Gypsy Joy	1:02.53	0:25.75	64.2 (800-600)	1:02.53	0:48.32 [6]	0:36.78 [7]	0:24.77 [10]	0:12.72 [10]			
	(9)	Skye Bogenhuber	8.7L (+11)	0:36.77	800-600 (0:11.54)	(0:14.21)	(0:11.54)	(0:12.00)	(0:12.05)	(0:12.72)			

Scratched: Dracarian (#1), Gossamer Glow (#7), Miss Olliekai (#11)

Report Created: Sat 20 June 2026

(Note: Races are conducted over an approximate distance as close as possible to the advertised distance, and recorded data may vary accordingly. Official times refer to race times only and do not include handicap times.)

[ ] Position in running at each section and finish    TAB# Saddle cloth number  
 -:-:- No data available at this section    BAR# Barrier/Gate Position  
 NA No data available    DNF Did not finish  
 DNT Did not track    DT-W Distance travelled compared to winner in metres

Fastest split  
 Fastest section

data processed by TRIPLESDATA



# Toowoomba QLD

Race 6: WIN Television QTIS Three-Years-Old Maiden Plate - 1000m

20 June 2026 - 7:44PM

Track Rating: Good 4, Weather: Fine, Rail Position: True Entire Circuit



Field Times (Race Tempo)      1:01.05 (0:14.01)    0:47.04 (0:11.26)    0:35.77 (0:11.74)    0:24.03 (0:12.00)    0:12.03 (0:12.03)

Rank	TAB#	Horse	Overall Time	First 400m	Top Speed km/h (Section)	L1000	L800	L600	L400	L200			
	(BAR#)	Jockey	Margin (DT-W)	Last 600m	Fastest Section (Time)	Start - 800	800 - 600	600 - 400	400 - 200	200 - Finish			
11	6	Faraway Memo	1:02.73	0:25.33	65.3 (800-600)	1:02.73	0:48.68 [2]	0:37.40 [2]	0:25.37 [5]	0:12.90 [11]			
	(1)	Kenji Yoshida	9.9L (-1)	0:37.40	800-600 (0:11.28)	(0:14.05)	(0:11.28)	(0:12.03)	(0:12.47)	(0:12.90)			

Scratched: Dracarian (#1), Gossamer Glow (#7), Miss Olliekai (#11)

Report Created: Sat 20 June 2026

(Note: Races are conducted over an approximate distance as close as possible to the advertised distance, and recorded data may vary accordingly. Official times refer to race times only and do not include handicap times.)

[ ] Position in running at each section and finish    TAB# Saddle cloth number  
 -:-:- No data available at this section                    BAR# Barrier/Gate Position  
 NA No data available    DNF Did not finish  
 DNT Did not track    DT-W Distance travelled compared to winner in metres

Fastest split  
 Fastest section

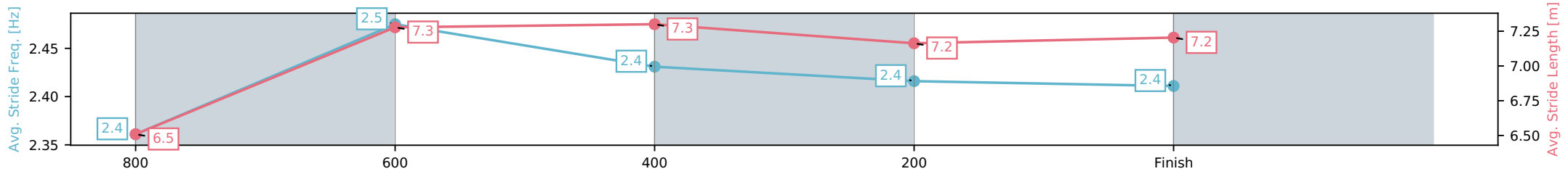
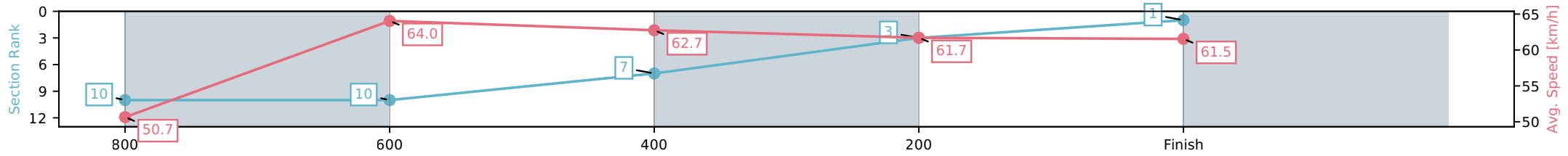
Horse/Jockey Name	I Can Help/Les Tilley
Finish Rank	1
Fastest Section Time (Section)	0:11.39 (800-600)
Top Speed [km/h] (Section)	64.4 (800-600)
Race State	PUBLISHED



Toowoomba QLD --Professional-2026-06-20  
 Race 6: WIN Television QTIS Three-Years-Old Maiden Plate - 1000m  
 20 June 2026 - 7:44PM  
 Track Rating: Good 4, Weather: Fine, Rail Position: True Entire Circuit



Section	L1000	L800	L600	L400	L200
Section Times	1:01.05 (0:14.64)	0:46.42 [10] (0:11.39)	0:35.02 [10] (0:11.53)	0:23.49 [7] (0:11.77)	0:11.72 [3] (0:11.72)
Average Speed [km/h]	50.7	64.0	62.7	61.7	61.5
Top Speed [km/h]	64.3	64.4	63.9	62.4	62.6
Avg. Dist. to Rail [m]	8.7	2.8	1.2	3.1	6.0
Avg. Stride Freq. [Hz]	2.4	2.5	2.4	2.4	2.4
Avg. Stride Length [m]	6.5	7.3	7.3	7.2	7.2



[ ] Ranking at each section and finish  
 -.-.- No data available at this section  
 NA No data available

Horse/Jockey Name	Kaida Odori/Hannah Richardson
Finish Rank	2
Fastest Section Time (Section)	0:11.14 (800-600)
Top Speed [km/h] (Section)	66.6 (800-600)
Race State	PUBLISHED



Toowoomba QLD --Professional-2026-06-20

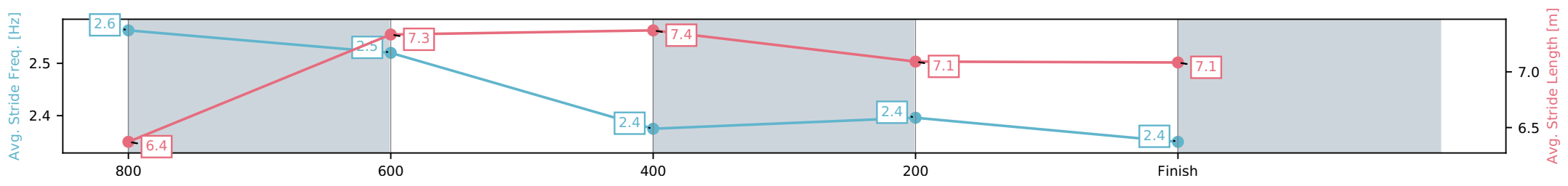
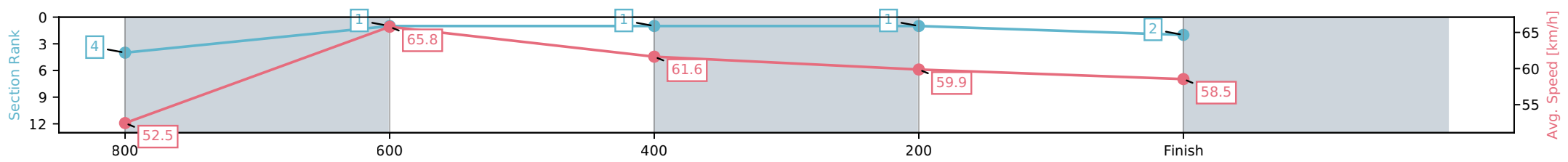
Race 6: WIN Television QTIS Three-Years-Old Maiden Plate - 1000m

20 June 2026 - 7:44PM



Track Rating: Good 4, Weather: Fine, Rail Position: True Entire Circuit

Section	L1000	L800	L600	L400	L200
Section Times	1:01.37 (0:14.14)	0:47.23 [4] (0:11.14)	0:36.09 [1] (0:11.74)	0:24.35 [1] (0:12.00)	0:12.35 [1] (0:12.35)
Average Speed [km/h]	52.5	65.8	61.6	59.9	58.5
Top Speed [km/h]	66.2	66.6	64.4	60.1	59.6
Avg. Dist. to Rail [m]	6.6	4.1	1.3	0.7	0.9
Avg. Stride Freq. [Hz]	2.6	2.5	2.4	2.4	2.4
Avg. Stride Length [m]	6.4	7.3	7.4	7.1	7.1



[ ] Ranking at each section and finish  
 -.-.- No data available at this section  
 NA No data available

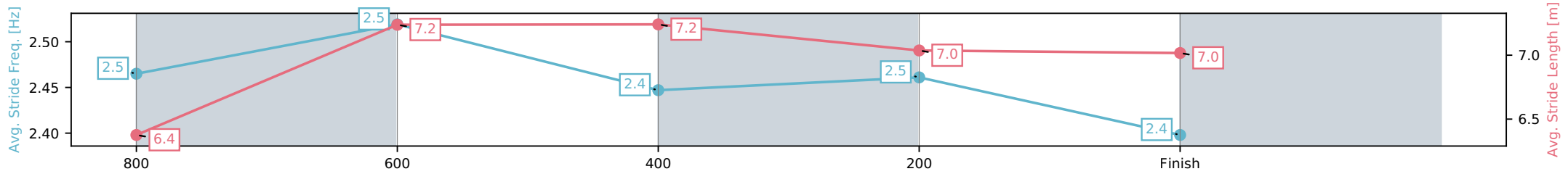
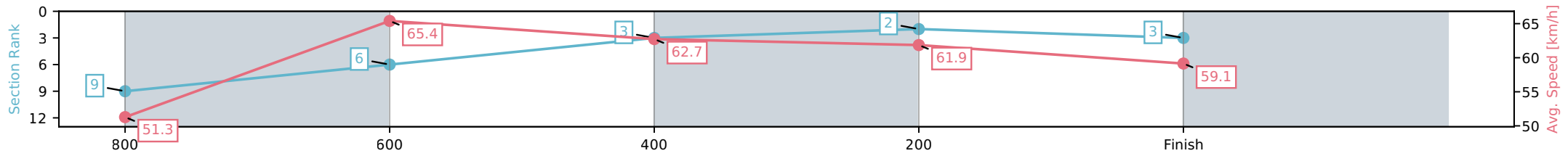
Horse/Jockey Name	Reign Of Dame/Nozi Tomizawa
Finish Rank	3
Fastest Section Time (Section)	0:11.16 (800-600)
Top Speed [km/h] (Section)	66.7 (800-600)
Race State	PUBLISHED



Toowoomba QLD --Professional-2026-06-20  
 Race 6: WIN Television QTIS Three-Years-Old Maiden Plate - 1000m  
 20 June 2026 - 7:44PM  
 Track Rating: Good 4, Weather: Fine, Rail Position: True Entire Circuit



Section	L1000	L800	L600	L400	L200
Section Times	1:01.39 (0:14.41)	0:46.98 [9] (0:11.16)	0:35.82 [6] (0:11.75)	0:24.07 [3] (0:11.85)	0:12.22 [2] (0:12.22)
Average Speed [km/h]	51.3	65.4	62.7	61.9	59.1
Top Speed [km/h]	66.1	66.7	64.6	62.9	61.2
Avg. Dist. to Rail [m]	6.1	3.2	4.6	5.5	6.5
Avg. Stride Freq. [Hz]	2.5	2.5	2.4	2.5	2.4
Avg. Stride Length [m]	6.4	7.2	7.2	7.0	7.0



[ ] Ranking at each section and finish  
 -:-:- No data available at this section  
 NA No data available

Horse/Jockey Name	Tassortium/Kelsey Lenton
Finish Rank	4
Fastest Section Time (Section)	0:11.31 (800-600)
Top Speed [km/h] (Section)	65.8 (800-600)
Race State	PUBLISHED



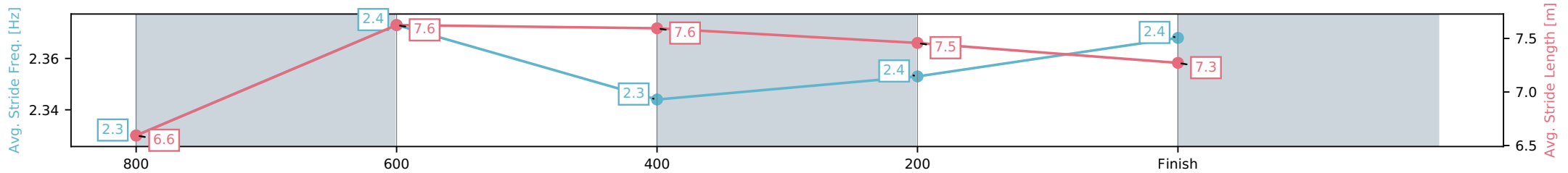
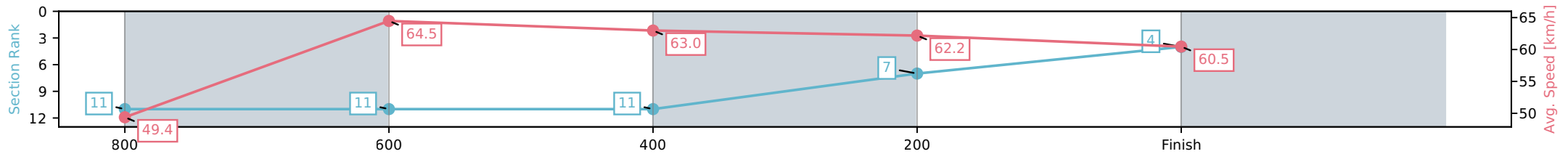
Toowoomba QLD --Professional-2026-06-20  
 Race 6: WIN Television QTIS Three-Years-Old Maiden Plate - 1000m



20 June 2026 - 7:44PM

Track Rating: Good 4, Weather: Fine, Rail Position: True Entire Circuit

Section	L1000	L800	L600	L400	L200
Section Times	1:01.58 (0:14.99)	0:46.59 [11] (0:11.31)	0:35.29 [11] (0:11.52)	0:23.77 [11] (0:11.72)	0:12.06 [7] (0:12.06)
Average Speed [km/h]	49.4	64.5	63.0	62.2	60.5
Top Speed [km/h]	63.0	65.8	64.6	62.9	62.8
Avg. Dist. to Rail [m]	7.5	3.1	1.3	4.8	7.7
Avg. Stride Freq. [Hz]	2.3	2.4	2.3	2.4	2.4
Avg. Stride Length [m]	6.6	7.6	7.6	7.5	7.3



- [ ] Ranking at each section and finish
- :-:- No data available at this section
- NA No data available

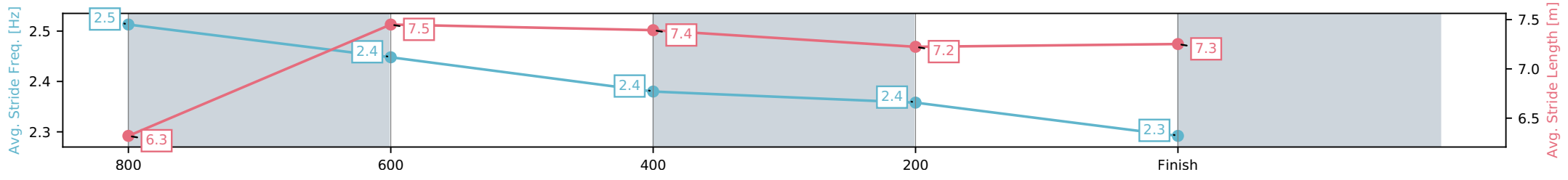
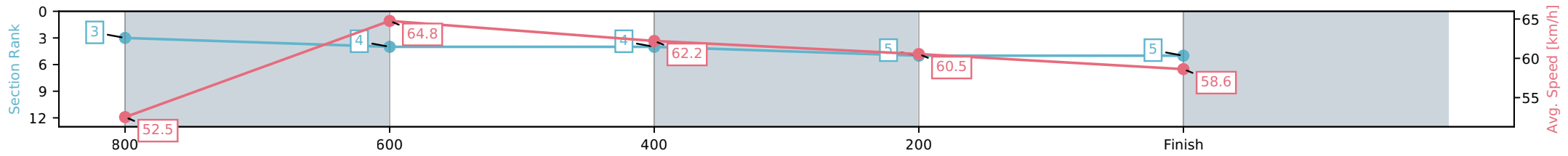
Horse/Jockey Name	Dragon Lilly/Damien Boche
Finish Rank	5
Fastest Section Time (Section)	0:11.39 (800-600)
Top Speed [km/h] (Section)	66.4 (800-600)
Race State	PUBLISHED



Toowoomba QLD --Professional-2026-06-20  
 Race 6: WIN Television QTIS Three-Years-Old Maiden Plate - 1000m  
 20 June 2026 - 7:44PM  
 Track Rating: Good 4, Weather: Fine, Rail Position: True Entire Circuit



Section	L1000	L800	L600	L400	L200
Section Times	1:01.63 (0:14.13)	0:47.50 [3] (0:11.39)	0:36.11 [4] (0:11.83)	0:24.28 [4] (0:12.03)	0:12.25 [5] (0:12.25)
Average Speed [km/h]	52.5	64.8	62.2	60.5	58.6
Top Speed [km/h]	65.8	66.4	63.9	61.3	60.4
Avg. Dist. to Rail [m]	7.3	6.2	4.6	3.7	5.8
Avg. Stride Freq. [Hz]	2.5	2.4	2.4	2.4	2.3
Avg. Stride Length [m]	6.3	7.5	7.4	7.2	7.3



[ ] Ranking at each section and finish  
 -:-:- No data available at this section  
 NA No data available

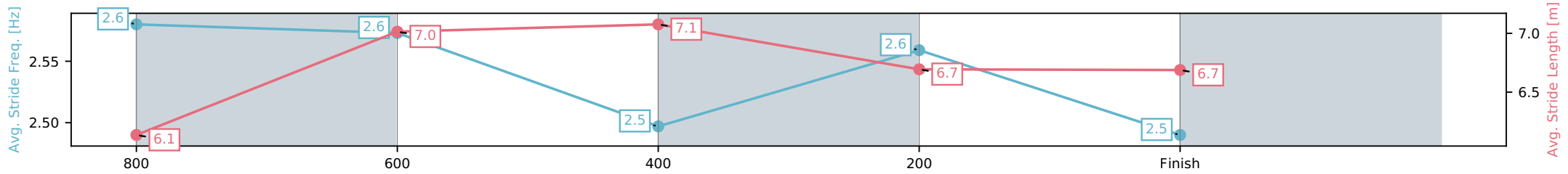
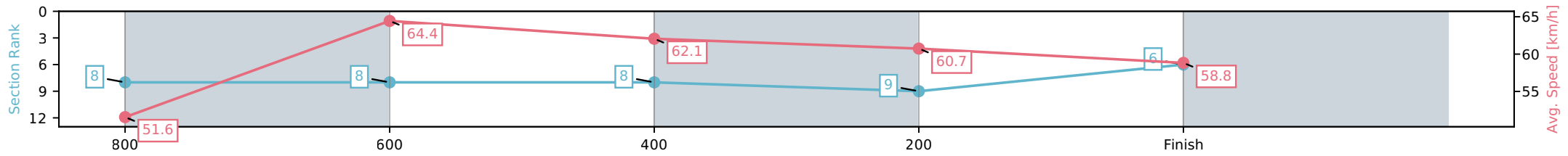
Horse/Jockey Name	Divinelle/Aidan Keeley
Finish Rank	6
Fastest Section Time (Section)	0:11.36 (800-600)
Top Speed [km/h] (Section)	66.0 (800-600)
Race State	PUBLISHED



Toowoomba QLD --Professional-2026-06-20  
 Race 6: WIN Television QTIS Three-Years-Old Maiden Plate - 1000m  
 20 June 2026 - 7:44PM  
 Track Rating: Good 4, Weather: Fine, Rail Position: True Entire Circuit



Section	L1000	L800	L600	L400	L200
Section Times	1:01.99 (0:14.40)	0:47.59 [8] (0:11.36)	0:36.22 [8] (0:11.87)	0:24.36 [8] (0:12.12)	0:12.23 [9] (0:12.23)
Average Speed [km/h]	51.6	64.4	62.1	60.7	58.8
Top Speed [km/h]	65.9	66.0	63.6	61.7	60.9
Avg. Dist. to Rail [m]	7.8	4.5	4.5	7.1	8.1
Avg. Stride Freq. [Hz]	2.6	2.6	2.5	2.6	2.5
Avg. Stride Length [m]	6.1	7.0	7.1	6.7	6.7



[ ] Ranking at each section and finish  
 -:-:- No data available at this section  
 NA No data available

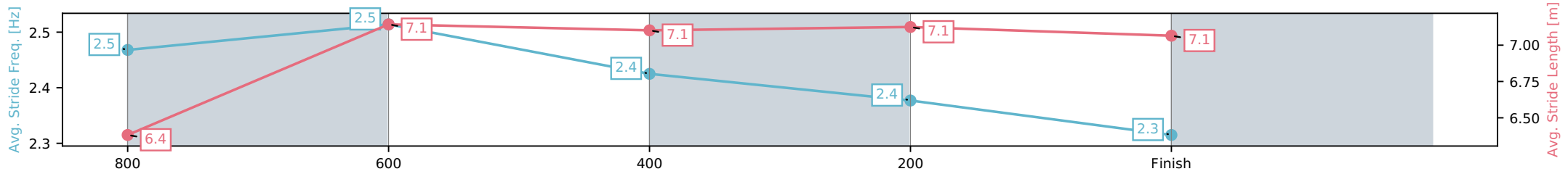
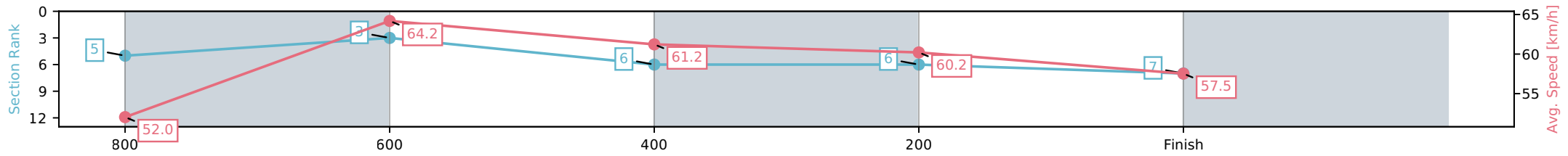
Horse/Jockey Name	Trooper Sam/Georgina Cartwright
Finish Rank	7
Fastest Section Time (Section)	0:11.33 (800-600)
Top Speed [km/h] (Section)	65.4 (800-600)
Race State	PUBLISHED



Toowoomba QLD --Professional-2026-06-20  
 Race 6: WIN Television QTIS Three-Years-Old Maiden Plate - 1000m  
 20 June 2026 - 7:44PM  
 Track Rating: Good 4, Weather: Fine, Rail Position: True Entire Circuit



Section	L1000	L800	L600	L400	L200
Section Times	1:02.00 (0:14.18)	0:47.82 [5] (0:11.33)	0:36.48 [3] (0:11.88)	0:24.61 [6] (0:12.01)	0:12.60 [6] (0:12.60)
Average Speed [km/h]	52.0	64.2	61.2	60.2	57.5
Top Speed [km/h]	65.3	65.4	63.1	60.7	60.4
Avg. Dist. to Rail [m]	4.8	2.9	2.2	1.6	1.7
Avg. Stride Freq. [Hz]	2.5	2.5	2.4	2.4	2.3
Avg. Stride Length [m]	6.4	7.1	7.1	7.1	7.1



[ ] Ranking at each section and finish  
 -:-:- No data available at this section  
 NA No data available

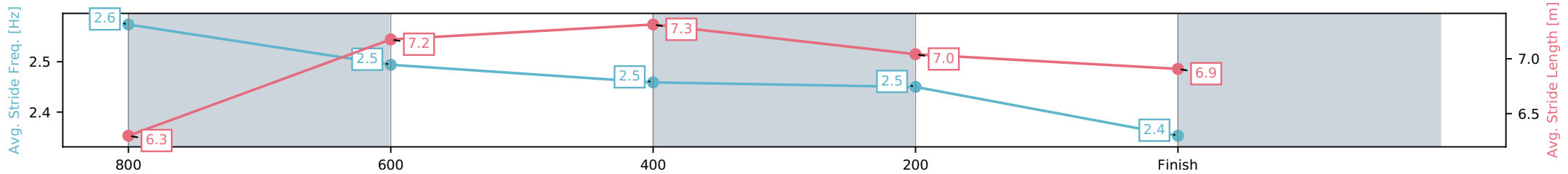
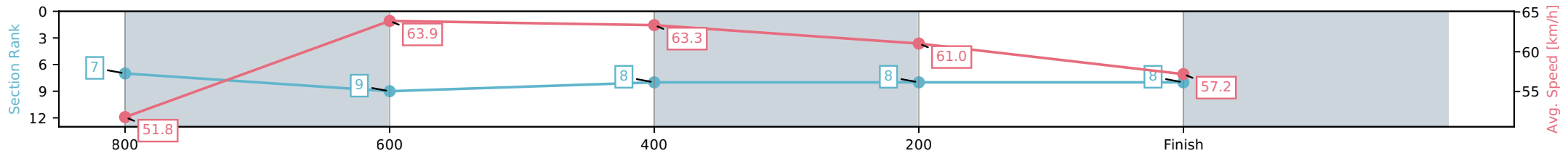
Horse/Jockey Name	Midnight Maggie/Fiona Sandkuhl
Finish Rank	8
Fastest Section Time (Section)	0:11.53 (800-600)
Top Speed [km/h] (Section)	65.5 (800-600)
Race State	PUBLISHED



Toowoomba QLD --Professional-2026-06-20  
 Race 6: WIN Television QTIS Three-Years-Old Maiden Plate - 1000m  
 20 June 2026 - 7:44PM  
 Track Rating: Good 4, Weather: Fine, Rail Position: True Entire Circuit



Section	L1000	L800	L600	L400	L200
Section Times	1:02.35 (0:14.39)	0:47.96 [7] (0:11.53)	0:36.43 [9] (0:11.71)	0:24.72 [8] (0:12.10)	0:12.61 [8] (0:12.61)
Average Speed [km/h]	51.8	63.9	63.3	61.0	57.2
Top Speed [km/h]	64.5	65.5	64.9	62.2	58.8
Avg. Dist. to Rail [m]	10.3	5.5	5.8	7.5	4.0
Avg. Stride Freq. [Hz]	2.6	2.5	2.5	2.5	2.4
Avg. Stride Length [m]	6.3	7.2	7.3	7.0	6.9



[ ] Ranking at each section and finish  
 -.-.- No data available at this section  
 NA No data available

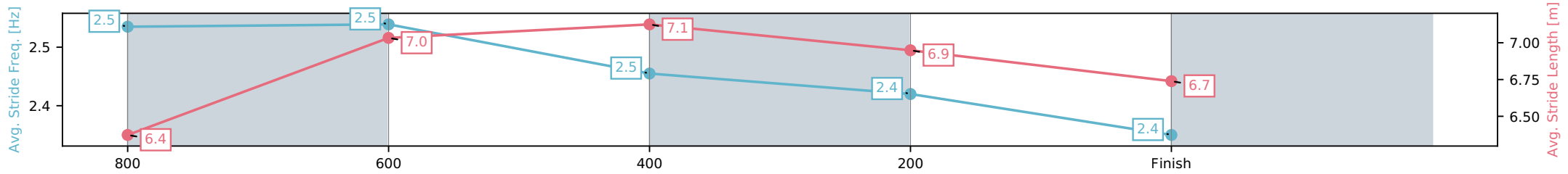
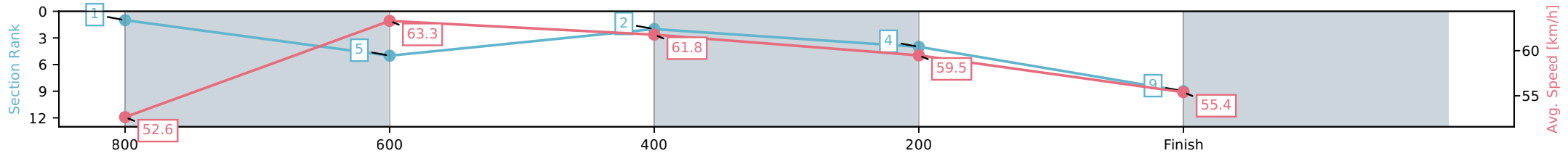
Horse/Jockey Name	Run Ziggy Run/Montanna Savva
Finish Rank	9
Fastest Section Time (Section)	0:11.53 (800-600)
Top Speed [km/h] (Section)	64.1 (1000 - 800)
Race State	PUBLISHED



Toowoomba QLD --Professional-2026-06-20  
 Race 6: WIN Television QTIS Three-Years-Old Maiden Plate - 1000m  
 20 June 2026 - 7:44PM  
 Track Rating: Good 4, Weather: Fine, Rail Position: True Entire Circuit



Section	L1000	L800	L600	L400	L200
Section Times	1:02.42 (0:14.01)	0:48.41 [1] (0:11.53)	0:36.87 [5] (0:11.71)	0:25.16 [2] (0:12.07)	0:13.09 [4] (0:13.09)
Average Speed [km/h]	52.6	63.3	61.8	59.5	55.4
Top Speed [km/h]	64.1	64.0	63.2	60.5	58.2
Avg. Dist. to Rail [m]	5.4	3.0	0.9	0.4	0.4
Avg. Stride Freq. [Hz]	2.5	2.5	2.5	2.4	2.4
Avg. Stride Length [m]	6.4	7.0	7.1	6.9	6.7



[ ] Ranking at each section and finish  
 -.-.- No data available at this section  
 NA No data available

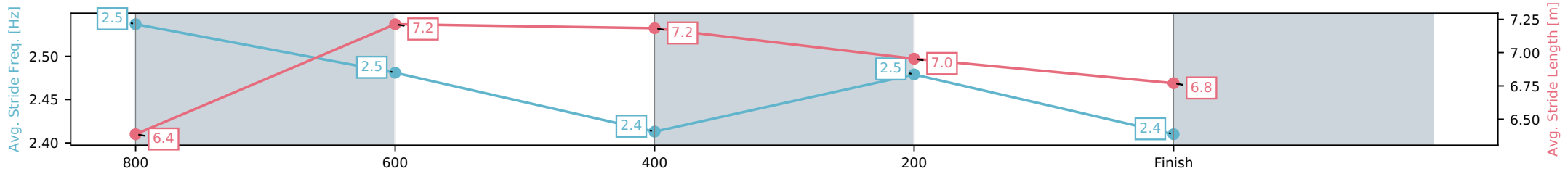
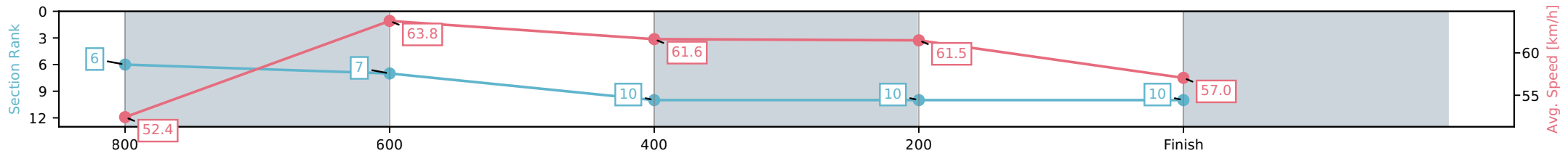
Horse/Jockey Name	Gypsy Joy/Skye Bogenhuber
Finish Rank	10
Fastest Section Time (Section)	0:11.54 (800-600)
Top Speed [km/h] (Section)	64.2 (800-600)
Race State	PUBLISHED



Toowoomba QLD --Professional-2026-06-20  
 Race 6: WIN Television QTIS Three-Years-Old Maiden Plate - 1000m  
 20 June 2026 - 7:44PM  
 Track Rating: Good 4, Weather: Fine, Rail Position: True Entire Circuit



Section	L1000	L800	L600	L400	L200
Section Times	1:02.53 (0:14.21)	0:48.32 [6] (0:11.54)	0:36.78 [7] (0:12.00)	0:24.77 [10] (0:12.05)	0:12.72 [10] (0:12.72)
Average Speed [km/h]	52.4	63.8	61.6	61.5	57.0
Top Speed [km/h]	64.0	64.2	63.7	62.4	60.4
Avg. Dist. to Rail [m]	9.6	5.7	5.4	9.2	10.5
Avg. Stride Freq. [Hz]	2.5	2.5	2.4	2.5	2.4
Avg. Stride Length [m]	6.4	7.2	7.2	7.0	6.8



[ ] Ranking at each section and finish  
 -:-:- No data available at this section  
 NA No data available

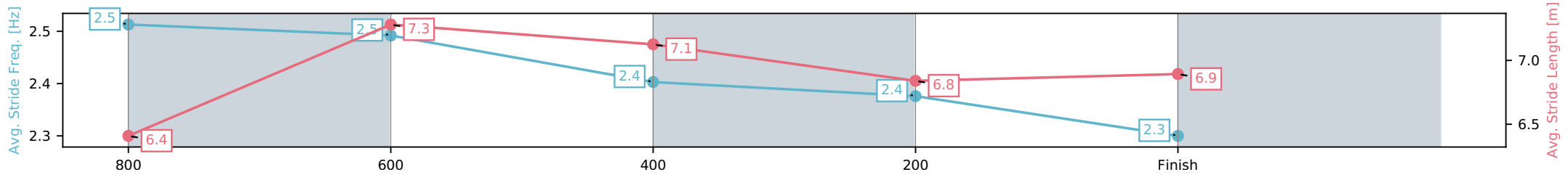
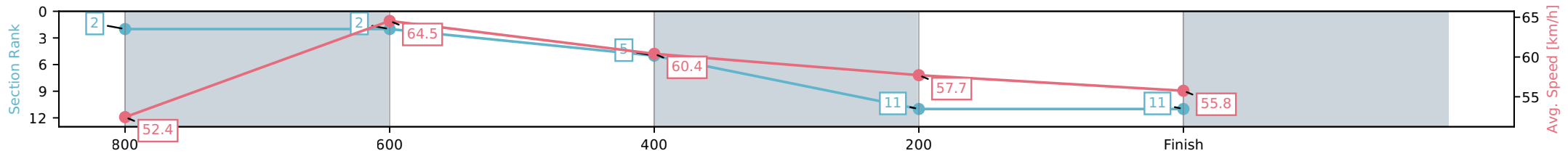
Horse/Jockey Name	Faraway Memo/Kenji Yoshida
Finish Rank	11
Fastest Section Time (Section)	0:11.28 (800-600)
Top Speed [km/h] (Section)	65.3 (800-600)
Race State	PUBLISHED



Toowoomba QLD --Professional-2026-06-20  
 Race 6: WIN Television QTIS Three-Years-Old Maiden Plate - 1000m  
 20 June 2026 - 7:44PM  
 Track Rating: Good 4, Weather: Fine, Rail Position: True Entire Circuit



Section	L1000	L800	L600	L400	L200
Section Times	1:02.73 (0:14.05)	0:48.68 [2] (0:11.28)	0:37.40 [2] (0:12.03)	0:25.37 [5] (0:12.47)	0:12.90 [11] (0:12.90)
Average Speed [km/h]	52.4	64.5	60.4	57.7	55.8
Top Speed [km/h]	65.0	65.3	63.2	58.8	57.5
Avg. Dist. to Rail [m]	3.8	3.0	1.8	0.4	2.5
Avg. Stride Freq. [Hz]	2.5	2.5	2.4	2.4	2.3
Avg. Stride Length [m]	6.4	7.3	7.1	6.8	6.9



[ ] Ranking at each section and finish  
 -:-:- No data available at this section  
 NA No data available



Toowoomba QLD  
 Race 7: Trackside Photography Maiden Plate - 1890m  
 20 June 2026 - 8:15PM



Track Rating: Good 4, Weather: Fine, Rail Position: True Entire Circuit

Field Times (Race Tempo)      2:03.43 (0:21.82)    1:41.61 (0:11.19)    1:30.42 (0:11.33)    1:19.09 (0:12.21)    1:06.88 (0:12.92)    0:53.96 (0:13.21)    0:40.75 (0:12.94)    0:27.80 (0:13.48)

Rank	TAB#	Horse	Overall Time	First 400m	Top Speed km/h (Section)	L1890	L1600	L1400	L1200	L1000	L800	L600	L400
	(BAR#)	Jockey	Margin (DT-W)	Last 600m	Fastest Section (Time)	Start - 1600	1600 - 1400	1400 - 1200	1200 - 1000	1000 - 800	800 - 600	600 - 400	400 - 200
1	4	Apollo Moon	2:03.43	0:28.73	65.6 (1400-1200)	2:03.43	1:41.13 [6]	1:29.70 [6]	1:18.16 [6]	1:05.96 [6]	0:53.36 [6]	0:40.64 [3]	0:27.80 [1]
	(5)	Gary Geran		0:40.64	1600-1400 (0:11.43)	(0:22.30)	(0:11.43)	(0:11.54)	(0:12.20)	(0:12.60)	(0:12.72)	(0:12.84)	(0:13.48)
2	3	Waves Of Emocean	2:03.67	0:28.35	66.2 (1600-1400)	2:03.67	1:41.62 [4]	1:30.31 [5]	1:18.75 [5]	1:06.52 [5]	0:53.71 [5]	0:40.61 [5]	0:27.35 [3]
	(4)	Scott Sheargold	1.4L (+4)	0:40.60	1600-1400 (0:11.32)	(0:22.05)	(0:11.32)	(0:11.56)	(0:12.24)	(0:12.81)	(0:13.10)	(0:13.26)	(0:13.65)
3	1	I Drove All Night	2:03.89	0:28.12	67.4 (1600-1400)	2:03.89	1:42.07 [1]	1:30.88 [1]	1:19.55 [1]	1:07.34 [1]	0:54.42 [1]	0:41.21 [1]	0:27.97 [2]
	(1)	Aidan Keeley	2.7L (-1)	0:41.21	1600-1400 (0:11.19)	(0:21.82)	(0:11.19)	(0:11.33)	(0:12.21)	(0:12.92)	(0:13.21)	(0:13.24)	(0:13.74)
4	7	Josephine Of Tuffy	2:06.23	0:28.24	68.5 (1600-1400)	2:06.23	1:44.14 [5]	1:33.18 [2]	1:21.70 [2]	1:09.53 [2]	0:56.64 [2]	0:43.51 [2]	0:29.65 [4]
	(6)	Nozi Tomizawa	16.5L (+8)	0:43.51	1600-1400 (0:10.96)	(0:22.10)	(0:10.96)	(0:11.48)	(0:12.16)	(0:12.90)	(0:13.13)	(0:13.86)	(0:14.54)
5	5	Better Go Torque	2:07.03	0:28.31	66.1 (1400-1200)	2:07.03	1:45.00 [3]	1:33.73 [4]	1:22.24 [4]	1:10.10 [3]	0:57.25 [4]	0:43.85 [6]	0:29.55 [6]
	(2)	Damien Boche	21.2L (-1)	0:43.85	1600-1400 (0:11.27)	(0:22.03)	(0:11.27)	(0:11.50)	(0:12.13)	(0:12.85)	(0:13.40)	(0:14.30)	(0:14.67)
6	6	Royal Drama	2:07.12	0:28.17	65.6 (1600-1400)	2:07.12	1:45.23 [2]	1:33.96 [3]	1:22.35 [3]	1:10.19 [4]	0:57.37 [3]	0:44.18 [4]	0:30.32 [5]
	(3)	Chloe Lowe	21.7L (+3)	0:44.18	1600-1400 (0:11.27)	(0:21.89)	(0:11.27)	(0:11.61)	(0:12.15)	(0:12.82)	(0:13.18)	(0:13.86)	(0:14.85)
7	2	Red Cape	2:13.45	0:29.07	64.9 (1600-1400)	2:13.45	1:50.92 [7]	1:39.32 [7]	1:27.68 [7]	1:15.68 [7]	1:02.63 [7]	0:49.39 [7]	0:34.89 [7]
	(7)	Stacey Callow	59.0L (+3)	0:49.39	1600-1400 (0:11.60)	(0:22.53)	(0:11.60)	(0:11.64)	(0:12.00)	(0:13.05)	(0:13.24)	(0:14.50)	(0:15.59)

Report Created: Sat 20 June 2026

(Note: Races are conducted over an approximate distance as close as possible to the advertised distance, and recorded data may vary accordingly. Official times refer to race times only and do not include handicap times.)

[ ] Position in running at each section and finish    TAB#    Saddle cloth number

[ ] Fastest split

--- No data available at this section

BAR#    Barrier/Gate Position

■ Fastest section

NA    No data available

DNF    Did not finish

DNT    Did not track

DT-W    Distance travelled compared to winner in metres



# Toowoomba QLD

## Race 7: Trackside Photography Maiden Plate - 1890m

20 June 2026 - 8:15PM



Track Rating: Good 4, Weather: Fine, Rail Position: True Entire Circuit

Field Times 0:14.32  
(Race Tempo) (0:14.32)

Rank	TAB#	Horse	Overall Time	First 400m	Top Speed km/h (Section)	L200								
	(BAR#)	Jockey	Margin (DT-W)	Last 600m	Fastest Section (Time)	200 - Finish								
1	4	Apollo Moon	2:03.43	0:28.73	65.6 (1400-1200)	0:14.32 [1]								
	(5)	Gary Geran		0:40.64	1600-1400 (0:11.43)	(0:14.32)								
2	3	Waves Of Emocean	2:03.67	0:28.35	66.2 (1600-1400)	0:13.69 [3]								
	(4)	Scott Sheargold	1.4L (+4)	0:40.60	1600-1400 (0:11.32)	(0:13.69)								
3	1	I Drove All Night	2:03.89	0:28.12	67.4 (1600-1400)	0:14.23 [2]								
	(1)	Aidan Keeley	2.7L (-1)	0:41.21	1600-1400 (0:11.19)	(0:14.23)								
4	7	Josephine Of Tuffy	2:06.23	0:28.24	68.5 (1600-1400)	0:15.11 [4]								
	(6)	Nozi Tomizawa	16.5L (+8)	0:43.51	1600-1400 (0:10.96)	(0:15.11)								
5	5	Better Go Torque	2:07.03	0:28.31	66.1 (1400-1200)	0:14.88 [6]								
	(2)	Damien Boche	21.2L (-1)	0:43.85	1600-1400 (0:11.27)	(0:14.88)								
6	6	Royal Drama	2:07.12	0:28.17	65.6 (1600-1400)	0:15.47 [5]								
	(3)	Chloe Lowe	21.7L (+3)	0:44.18	1600-1400 (0:11.27)	(0:15.47)								
7	2	Red Cape	2:13.45	0:29.07	64.9 (1600-1400)	0:19.30 [7]								
	(7)	Stacey Callow	59.0L (+3)	0:49.39	1600-1400 (0:11.60)	(0:19.30)								

Report Created: Sat 20 June 2026

(Note: Races are conducted over an approximate distance as close as possible to the advertised distance, and recorded data may vary accordingly. Official times refer to race times only and do not include handicap times.)

[ ] Position in running at each section and finish TAB# Saddle cloth number

:-:-- No data available at this section

NA No data available

DNT Did not track

BAR# Barrier/Gate Position

DNF Did not finish

DT-W Distance travelled compared to winner in metres

Fastest split

Fastest section

Horse/Jockey Name	Apollo Moon/Gary Geran
Finish Rank	1
Fastest Section Time (Section)	0:11.43 (1600-1400)
Top Speed [km/h] (Section)	65.6 (1400-1200)
Race State	PUBLISHED



Toowoomba QLD --Professional-2026-06-20

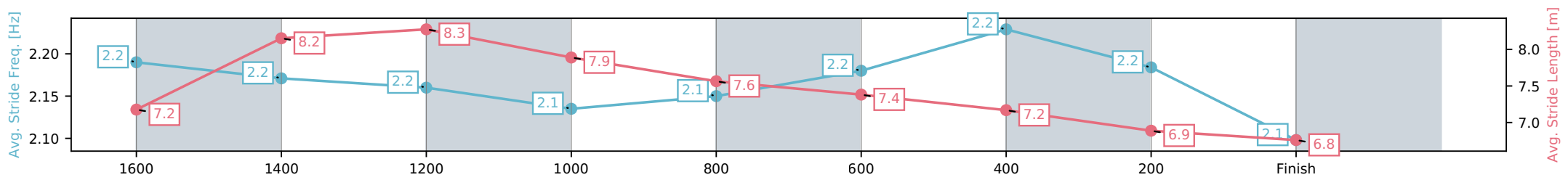
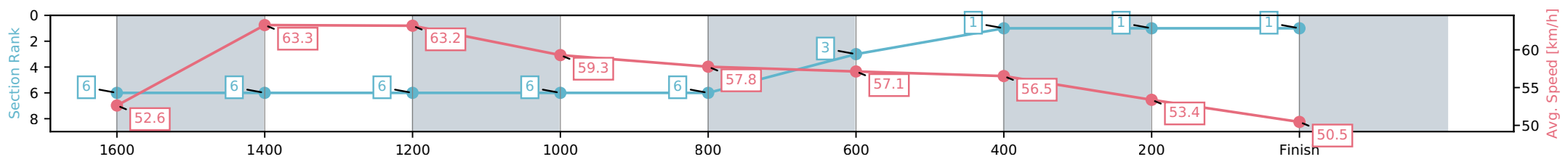
Race 7: Trackside Photography Maiden Plate - 1890m

20 June 2026 - 8:15PM

Track Rating: Good 4, Weather: Fine, Rail Position: True Entire Circuit



Section	L1890	L1600	L1400	L1200	L1000	L800	L600	L400	L200
Section Times	2:03.43 (0:22.30)	1:41.13 [6] (0:11.43)	1:29.70 [6] (0:11.54)	1:18.16 [6] (0:12.20)	1:05.96 [6] (0:12.60)	0:53.36 [6] (0:12.72)	0:40.64 [3] (0:12.84)	0:27.80 [1] (0:13.48)	0:14.32 [1] (0:14.32)
Average Speed [km/h]	52.6	63.3	63.2	59.3	57.8	57.1	56.5	53.4	50.5
Top Speed [km/h]	62.8	65.4	65.6	60.8	58.8	58.2	58.5	54.9	52.1
Avg. Dist. to Rail [m]	6.3	1.6	2.3	3.7	3.8	2.7	1.4	0.6	3.2
Avg. Stride Freq. [Hz]	2.2	2.2	2.2	2.1	2.1	2.2	2.2	2.2	2.1
Avg. Stride Length [m]	7.2	8.2	8.3	7.9	7.6	7.4	7.2	6.9	6.8



[ ] Ranking at each section and finish  
 -:-:- No data available at this section  
 NA No data available

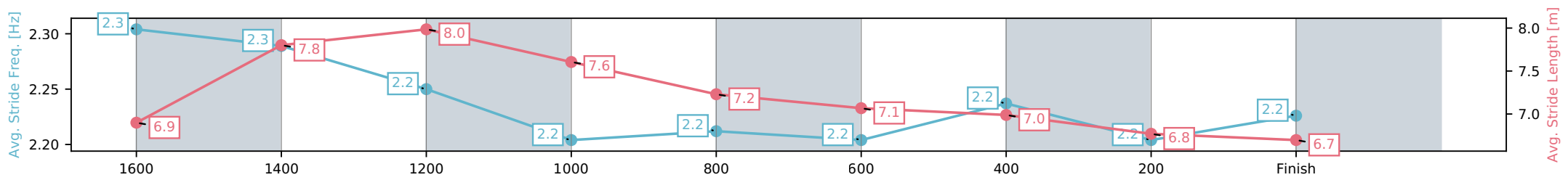
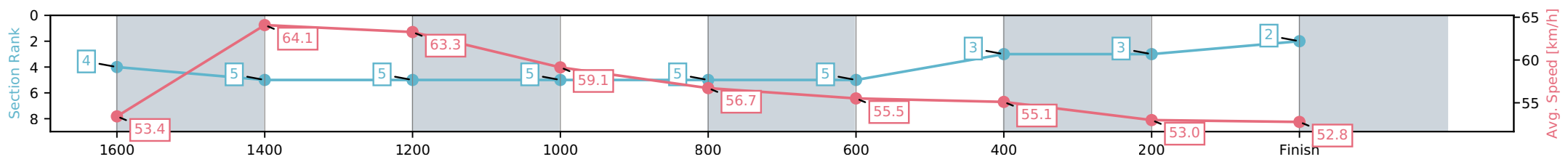
Horse/Jockey Name	Waves Of Emocean/Scott Sheargold
Finish Rank	2
Fastest Section Time (Section)	0:11.32 (1600-1400)
Top Speed [km/h] (Section)	66.2 (1600-1400)
Race State	PUBLISHED



Toowoomba QLD --Professional-2026-06-20  
 Race 7: Trackside Photography Maiden Plate - 1890m  
 20 June 2026 - 8:15PM  
 Track Rating: Good 4, Weather: Fine, Rail Position: True Entire Circuit



Section	L1890	L1600	L1400	L1200	L1000	L800	L600	L400	L200
Section Times	2:03.67 (0:22.05)	1:41.62 [4] (0:11.32)	1:30.31 [5] (0:11.56)	1:18.75 [5] (0:12.24)	1:06.52 [5] (0:12.81)	0:53.71 [5] (0:13.10)	0:40.61 [5] (0:13.26)	0:27.35 [3] (0:13.65)	0:13.69 [3] (0:13.69)
Average Speed [km/h]	53.4	64.1	63.3	59.1	56.7	55.5	55.1	53.0	52.8
Top Speed [km/h]	63.2	66.2	66.1	60.5	57.6	56.8	56.8	53.9	53.3
Avg. Dist. to Rail [m]	6.5	2.1	2.9	3.8	3.2	3.1	2.8	1.4	1.2
Avg. Stride Freq. [Hz]	2.3	2.3	2.2	2.2	2.2	2.2	2.2	2.2	2.2
Avg. Stride Length [m]	6.9	7.8	8.0	7.6	7.2	7.1	7.0	6.8	6.7



[ ] Ranking at each section and finish  
 -:-:- No data available at this section  
 NA No data available

Horse/Jockey Name	I Drove All Night/Aidan Keeley
Finish Rank	3
Fastest Section Time (Section)	0:11.19 (1600-1400)
Top Speed [km/h] (Section)	67.4 (1600-1400)
Race State	PUBLISHED



Toowoomba QLD --Professional-2026-06-20

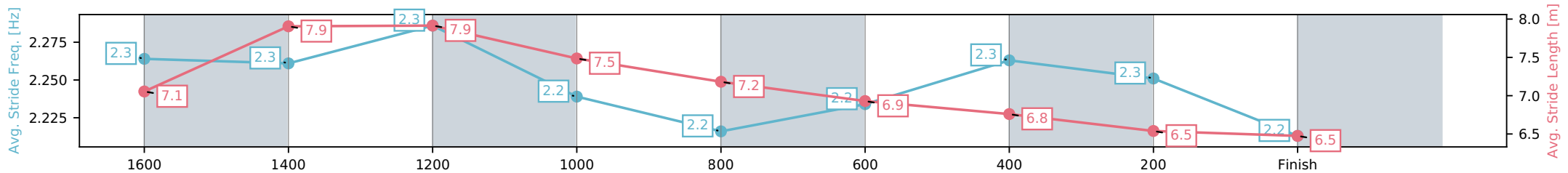
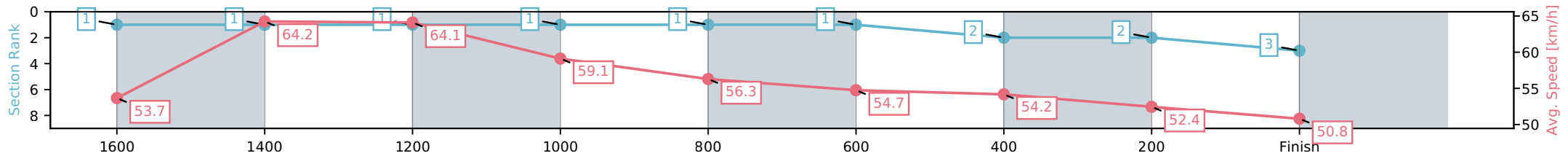
Race 7: Trackside Photography Maiden Plate - 1890m

20 June 2026 - 8:15PM

Track Rating: Good 4, Weather: Fine, Rail Position: True Entire Circuit



Section	L1890	L1600	L1400	L1200	L1000	L800	L600	L400	L200
Section Times	2:03.89 (0:21.82)	1:42.07 [1] (0:11.19)	1:30.88 [1] (0:11.33)	1:19.55 [1] (0:12.21)	1:07.34 [1] (0:12.92)	0:54.42 [1] (0:13.21)	0:41.21 [1] (0:13.24)	0:27.97 [2] (0:13.74)	0:14.23 [2] (0:14.23)
Average Speed [km/h]	53.7	64.2	64.1	59.1	56.3	54.7	54.2	52.4	50.8
Top Speed [km/h]	63.4	67.4	67.3	61.2	57.5	55.9	55.5	53.0	51.8
Avg. Dist. to Rail [m]	5.0	0.8	1.4	3.1	3.3	1.4	0.9	0.8	4.3
Avg. Stride Freq. [Hz]	2.3	2.3	2.3	2.2	2.2	2.2	2.3	2.3	2.2
Avg. Stride Length [m]	7.1	7.9	7.9	7.5	7.2	6.9	6.8	6.5	6.5



- [ ] Ranking at each section and finish
- :-:- No data available at this section
- NA No data available

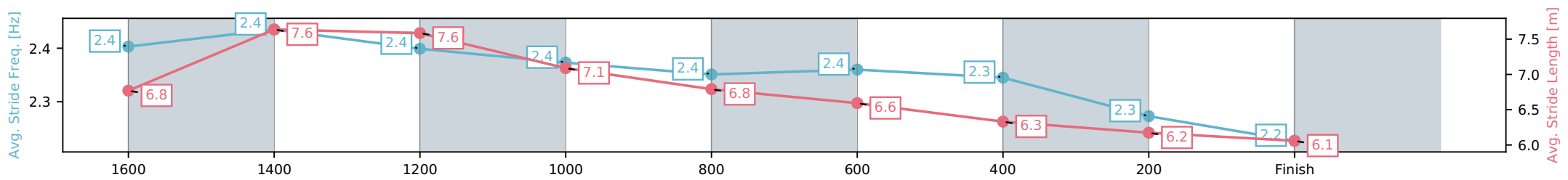
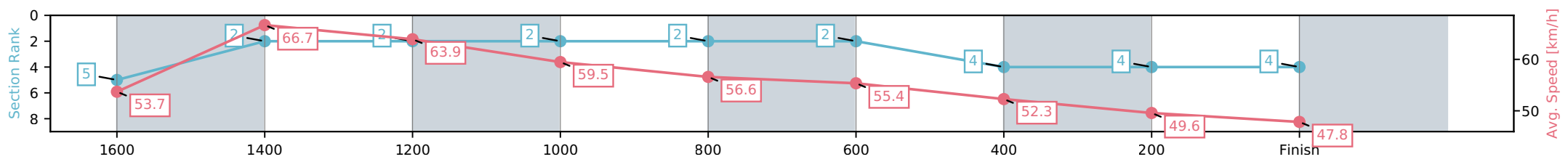
Horse/Jockey Name	Josephine Of Tuffy/Nozi Tomizawa
Finish Rank	4
Fastest Section Time (Section)	0:10.96 (1600-1400)
Top Speed [km/h] (Section)	68.5 (1600-1400)
Race State	PUBLISHED



Toowoomba QLD --Professional-2026-06-20  
 Race 7: Trackside Photography Maiden Plate - 1890m  
 20 June 2026 - 8:15PM  
 Track Rating: Good 4, Weather: Fine, Rail Position: True Entire Circuit



Section	L1890	L1600	L1400	L1200	L1000	L800	L600	L400	L200
Section Times	2:06.23 (0:22.10)	1:44.14 [5] (0:10.96)	1:33.18 [2] (0:11.48)	1:21.70 [2] (0:12.16)	1:09.53 [2] (0:12.90)	0:56.64 [2] (0:13.13)	0:43.51 [2] (0:13.86)	0:29.65 [4] (0:14.54)	0:15.11 [4] (0:15.11)
Average Speed [km/h]	53.7	66.7	63.9	59.5	56.6	55.4	52.3	49.6	47.8
Top Speed [km/h]	65.5	68.5	67.0	61.5	57.7	56.5	54.8	50.3	48.4
Avg. Dist. to Rail [m]	8.9	4.4	3.6	4.3	4.2	2.6	1.0	1.3	1.3
Avg. Stride Freq. [Hz]	2.4	2.4	2.4	2.4	2.4	2.4	2.3	2.3	2.2
Avg. Stride Length [m]	6.8	7.6	7.6	7.1	6.8	6.6	6.3	6.2	6.1



[ ] Ranking at each section and finish  
 -:-:- No data available at this section  
 NA No data available

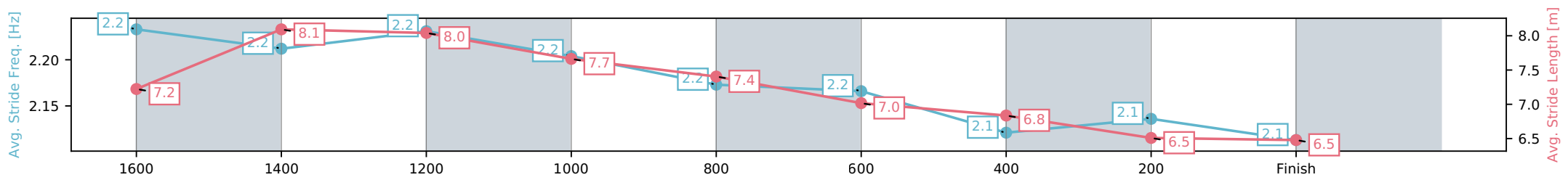
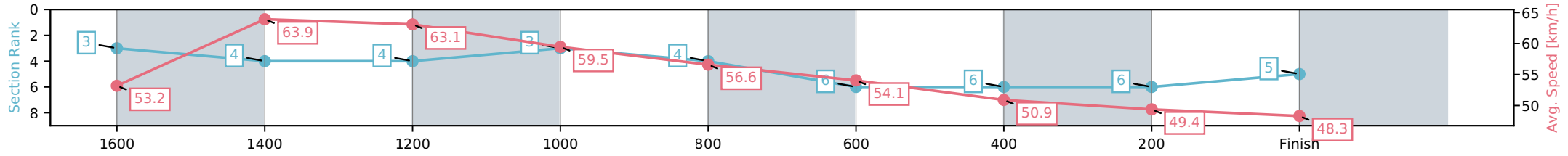
Horse/Jockey Name	Better Go Torque/Damien Boche
Finish Rank	5
Fastest Section Time (Section)	0:11.27 (1600-1400)
Top Speed [km/h] (Section)	66.1 (1400-1200)
Race State	PUBLISHED



Toowoomba QLD --Professional-2026-06-20  
 Race 7: Trackside Photography Maiden Plate - 1890m  
 20 June 2026 - 8:15PM  
 Track Rating: Good 4, Weather: Fine, Rail Position: True Entire Circuit



Section	L1890	L1600	L1400	L1200	L1000	L800	L600	L400	L200
Section Times	2:07.03 (0:22.03)	1:45.00 [3] (0:11.27)	1:33.73 [4] (0:11.50)	1:22.24 [4] (0:12.13)	1:10.10 [3] (0:12.85)	0:57.25 [4] (0:13.40)	0:43.85 [6] (0:14.30)	0:29.55 [6] (0:14.67)	0:14.88 [6] (0:14.88)
Average Speed [km/h]	53.2	63.9	63.1	59.5	56.6	54.1	50.9	49.4	48.3
Top Speed [km/h]	63.2	65.9	66.1	61.5	57.7	54.9	53.0	50.2	49.0
Avg. Dist. to Rail [m]	5.4	0.8	1.1	2.8	2.7	1.9	2.0	2.8	6.5
Avg. Stride Freq. [Hz]	2.2	2.2	2.2	2.2	2.2	2.2	2.1	2.1	2.1
Avg. Stride Length [m]	7.2	8.1	8.0	7.7	7.4	7.0	6.8	6.5	6.5



[ ] Ranking at each section and finish  
 -:-:- No data available at this section  
 NA No data available

Horse/Jockey Name	Royal Drama/Chloe Lowe
Finish Rank	6
Fastest Section Time (Section)	0:11.27 (1600-1400)
Top Speed [km/h] (Section)	65.6 (1600-1400)
Race State	PUBLISHED



Toowoomba QLD --Professional-2026-06-20

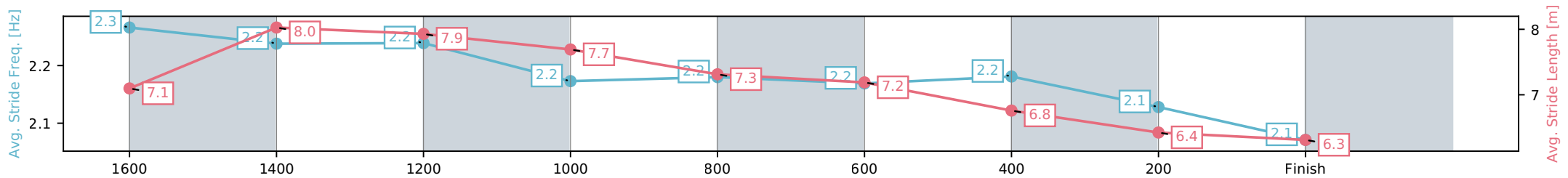
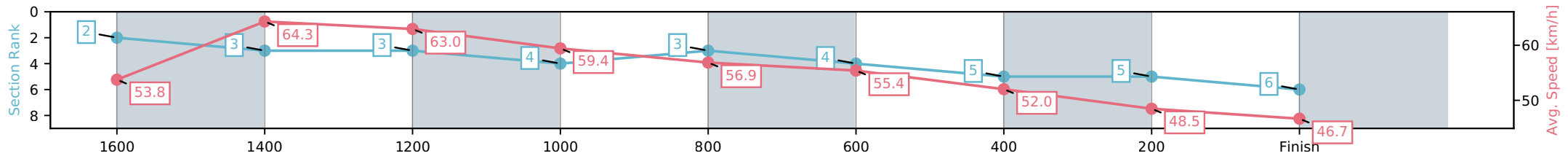
Race 7: Trackside Photography Maiden Plate - 1890m

20 June 2026 - 8:15PM

Track Rating: Good 4, Weather: Fine, Rail Position: True Entire Circuit



Section	L1890	L1600	L1400	L1200	L1000	L800	L600	L400	L200
Section Times	2:07.12 (0:21.89)	1:45.23 [2] (0:11.27)	1:33.96 [3] (0:11.61)	1:22.35 [3] (0:12.15)	1:10.19 [4] (0:12.82)	0:57.37 [3] (0:13.18)	0:44.18 [4] (0:13.86)	0:30.32 [5] (0:14.85)	0:15.47 [5] (0:15.47)
Average Speed [km/h]	53.8	64.3	63.0	59.4	56.9	55.4	52.0	48.5	46.7
Top Speed [km/h]	63.7	65.6	65.6	61.2	57.5	55.9	55.4	49.3	47.5
Avg. Dist. to Rail [m]	6.2	2.5	3.0	3.8	4.0	3.1	0.8	0.3	0.9
Avg. Stride Freq. [Hz]	2.3	2.2	2.2	2.2	2.2	2.2	2.2	2.1	2.1
Avg. Stride Length [m]	7.1	8.0	7.9	7.7	7.3	7.2	6.8	6.4	6.3



- [ ] Ranking at each section and finish
- :-:- No data available at this section
- NA No data available

Horse/Jockey Name	Red Cape/Stacey Callow
Finish Rank	7
Fastest Section Time (Section)	0:11.60 (1600-1400)
Top Speed [km/h] (Section)	64.9 (1600-1400)
Race State	PUBLISHED



Toowoomba QLD --Professional-2026-06-20

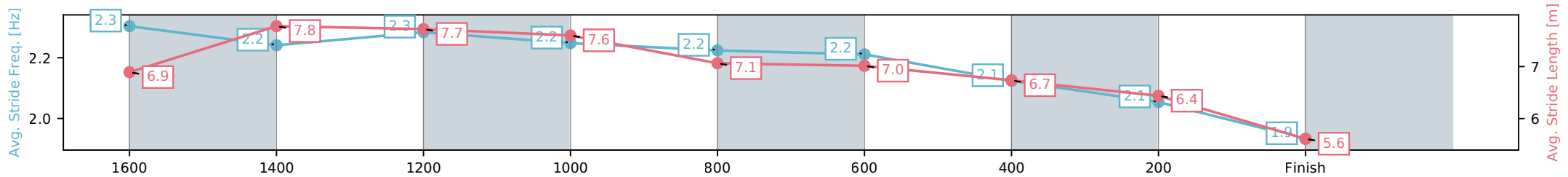
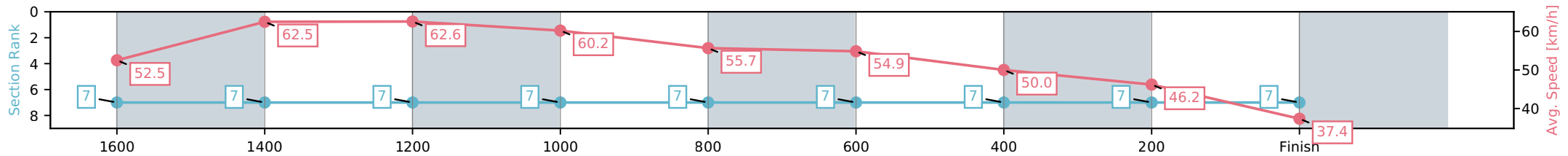
Race 7: Trackside Photography Maiden Plate - 1890m

20 June 2026 - 8:15PM

Track Rating: Good 4, Weather: Fine, Rail Position: True Entire Circuit



Section	L1890	L1600	L1400	L1200	L1000	L800	L600	L400	L200
Section Times	2:13.45 (0:22.53)	1:50.92 [7] (0:11.60)	1:39.32 [7] (0:11.64)	1:27.68 [7] (0:12.00)	1:15.68 [7] (0:13.05)	1:02.63 [7] (0:13.24)	0:49.39 [7] (0:14.50)	0:34.89 [7] (0:15.59)	0:19.30 [7] (0:19.30)
Average Speed [km/h]	52.5	62.5	62.6	60.2	55.7	54.9	50.0	46.2	37.4
Top Speed [km/h]	61.6	64.9	64.8	62.6	57.1	55.5	53.8	47.4	42.1
Avg. Dist. to Rail [m]	8.8	2.2	1.9	3.6	3.1	2.6	1.5	0.6	1.7
Avg. Stride Freq. [Hz]	2.3	2.2	2.3	2.2	2.2	2.2	2.1	2.1	1.9
Avg. Stride Length [m]	6.9	7.8	7.7	7.6	7.1	7.0	6.7	6.4	5.6



- [ ] Ranking at each section and finish
- :-:- No data available at this section
- NA No data available