

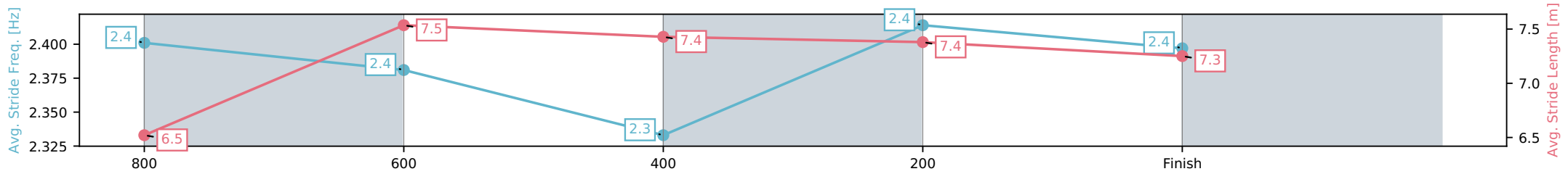
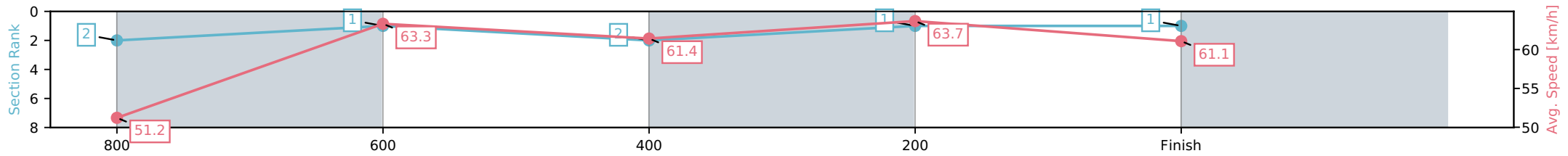
Horse/Jockey Name	Katie Aine/Cejay Graham
Finish Rank	1
Fastest Section Time (Section)	0:11.31 (400-200)
Top Speed [km/h] (Section)	65.8 (800-600)
Race State	Finished



Sunshine Coast QLD
 Race 1: BATHERSBY LEGAL QTIS Three-Year-Old Maiden
 Handicap - 1000m
 21 June 2026 - 11:56AM
 Track Rating: Soft 7, Weather: Fine, Rail Position: +12m Entire Circuit



Section	L1000	L800	L600	L400	L200
Section Times	1:00.42 (0:14.14)	0:46.28 [2] (0:11.45)	0:34.83 [1] (0:11.73)	0:23.10 [2] (0:11.31)	0:11.78 [1] (0:11.78)
Average Speed [km/h]	51.2	63.3	61.4	63.7	61.1
Top Speed [km/h]	65.3	65.8	62.4	64.7	63.9
Avg. Dist. to Rail [m]	3.1	1.9	0.1	1.1	0.9
Avg. Stride Freq. [Hz]	2.4	2.4	2.3	2.4	2.4
Avg. Stride Length [m]	6.5	7.5	7.4	7.4	7.3



[] Ranking at each section and finish
 -:-:- No data available at this section
 NA No data available

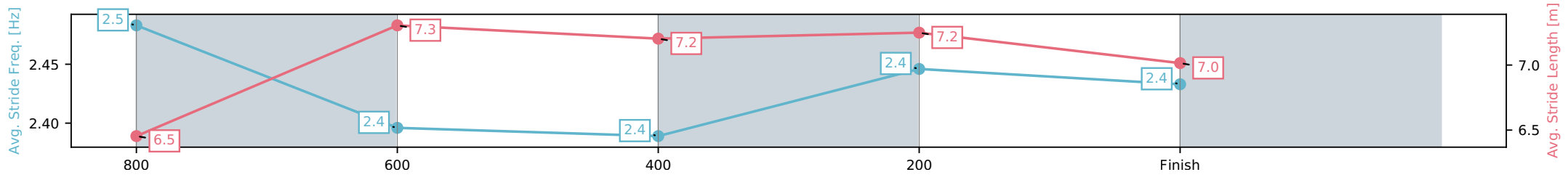
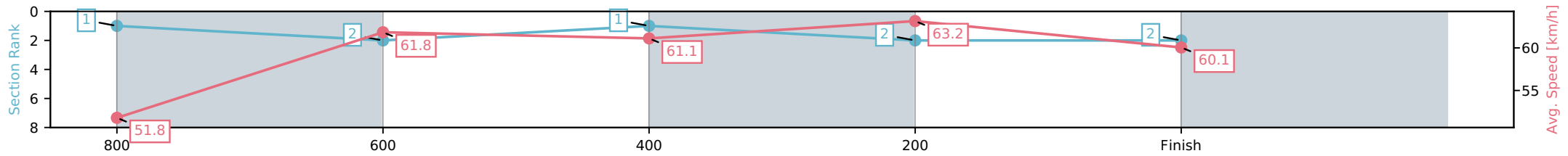
Horse/Jockey Name	Gossamer Glow/Ben Thompson
Finish Rank	2
Fastest Section Time (Section)	0:11.40 (400-200)
Top Speed [km/h] (Section)	64.5 (1000 - 800)
Race State	Finished



Sunshine Coast QLD
 Race 1: BATHERSBY LEGAL QTIS Three-Year-Old Maiden
 Handicap - 1000m
 21 June 2026 - 11:56AM
 Track Rating: Soft 7, Weather: Fine, Rail Position: +12m Entire Circuit



Section	L1000	L800	L600	L400	L200
Section Times	1:00.55 (0:13.97)	0:46.58 [1] (0:11.63)	0:34.95 [2] (0:11.67)	0:23.28 [1] (0:11.40)	0:11.88 [2] (0:11.88)
Average Speed [km/h]	51.8	61.8	61.1	63.2	60.1
Top Speed [km/h]	64.5	63.5	61.7	63.6	62.6
Avg. Dist. to Rail [m]	4.3	1.2	1.8	1.7	1.4
Avg. Stride Freq. [Hz]	2.5	2.4	2.4	2.4	2.4
Avg. Stride Length [m]	6.5	7.3	7.2	7.2	7.0



[] Ranking at each section and finish
 -.-.- No data available at this section
 NA No data available

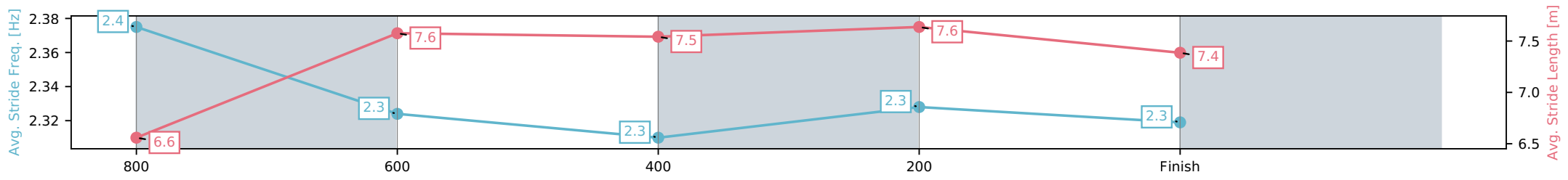
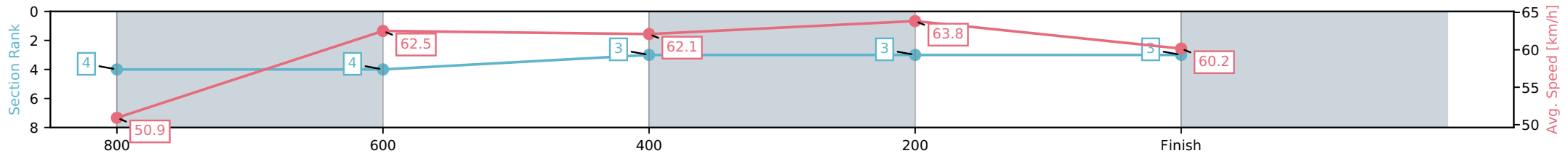
Horse/Jockey Name	Para Park Ruby/Rob Thorburn
Finish Rank	3
Fastest Section Time (Section)	0:11.28 (400-200)
Top Speed [km/h] (Section)	64.9 (400-200)
Race State	Finished



Sunshine Coast QLD
 Race 1: BATHERSBY LEGAL QTIS Three-Year-Old Maiden
 Handicap - 1000m
 21 June 2026 - 11:56AM
 Track Rating: Soft 7, Weather: Fine, Rail Position: +12m Entire Circuit



Section	L1000	L800	L600	L400	L200
Section Times	1:00.74 (0:14.18)	0:46.56 [4] (0:11.65)	0:34.90 [4] (0:11.66)	0:23.24 [3] (0:11.28)	0:11.97 [3] (0:11.97)
Average Speed [km/h]	50.9	62.5	62.1	63.8	60.2
Top Speed [km/h]	64.2	64.6	62.6	64.9	63.1
Avg. Dist. to Rail [m]	5.6	2.7	0.8	1.9	2.2
Avg. Stride Freq. [Hz]	2.4	2.3	2.3	2.3	2.3
Avg. Stride Length [m]	6.6	7.6	7.5	7.6	7.4



[] Ranking at each section and finish
 -:-:- No data available at this section
 NA No data available

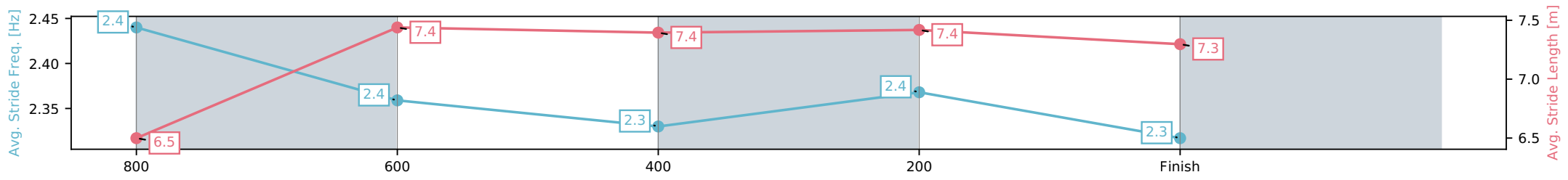
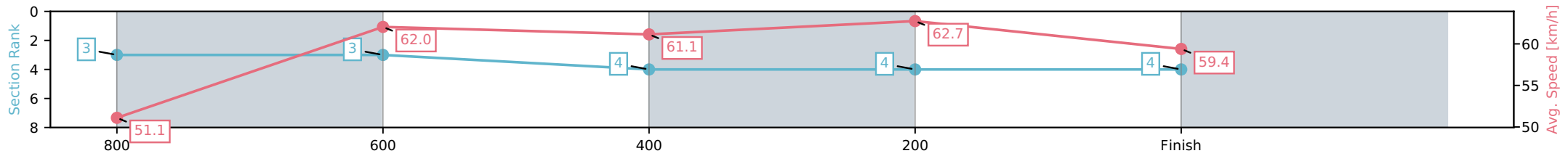
Horse/Jockey Name	Fawunderpar/Benjamin Osmond
Finish Rank	4
Fastest Section Time (Section)	0:11.48 (400-200)
Top Speed [km/h] (Section)	64.8 (800-600)
Race State	Finished



Sunshine Coast QLD
 Race 1: BATHERSBY LEGAL QTIS Three-Year-Old Maiden
 Handicap - 1000m
 21 June 2026 - 11:56AM
 Track Rating: Soft 7, Weather: Fine, Rail Position: +12m Entire Circuit



Section	L1000	L800	L600	L400	L200
Section Times	1:00.96 (0:14.16)	0:46.80 [3] (0:11.64)	0:35.16 [3] (0:11.73)	0:23.43 [4] (0:11.48)	0:11.94 [4] (0:11.94)
Average Speed [km/h]	51.1	62.0	61.1	62.7	59.4
Top Speed [km/h]	64.1	64.8	62.1	63.8	61.6
Avg. Dist. to Rail [m]	2.0	0.7	0.3	0.2	1.4
Avg. Stride Freq. [Hz]	2.4	2.4	2.3	2.4	2.3
Avg. Stride Length [m]	6.5	7.4	7.4	7.4	7.3



[] Ranking at each section and finish
 -.-.- No data available at this section
 NA No data available

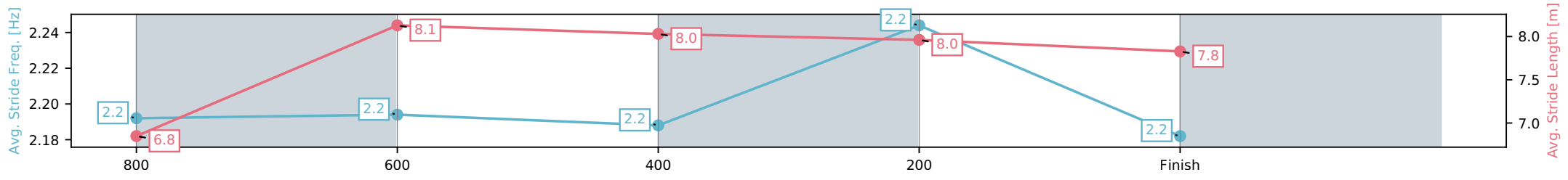
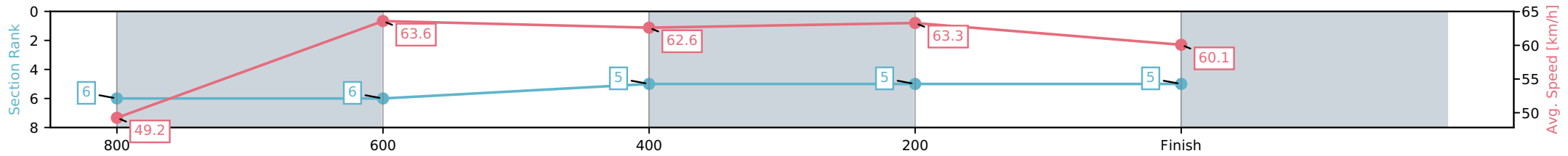
Horse/Jockey Name	Voltessa/Bella Youngberry
Finish Rank	5
Fastest Section Time (Section)	0:11.38 (400-200)
Top Speed [km/h] (Section)	64.7 (800-600)
Race State	Finished



Sunshine Coast QLD
 Race 1: BATHERSBY LEGAL QTIS Three-Year-Old Maiden
 Handicap - 1000m
 21 June 2026 - 11:56AM
 Track Rating: Soft 7, Weather: Fine, Rail Position: +12m Entire Circuit



Section	L1000	L800	L600	L400	L200
Section Times	1:01.02 (0:14.70)	0:46.32 [6] (0:11.42)	0:34.90 [6] (0:11.57)	0:23.34 [5] (0:11.38)	0:11.96 [5] (0:11.96)
Average Speed [km/h]	49.2	63.6	62.6	63.3	60.1
Top Speed [km/h]	62.7	64.7	63.6	64.0	62.1
Avg. Dist. to Rail [m]	6.0	2.4	1.2	2.9	2.4
Avg. Stride Freq. [Hz]	2.2	2.2	2.2	2.2	2.2
Avg. Stride Length [m]	6.8	8.1	8.0	8.0	7.8



[] Ranking at each section and finish
 -:-:- No data available at this section
 NA No data available

Horse/Jockey Name	Miss Dechambeau/Daniel Moor
Finish Rank	6
Fastest Section Time (Section)	0:11.44 (400-200)
Top Speed [km/h] (Section)	65.2 (800-600)
Race State	Finished



Sunshine Coast QLD

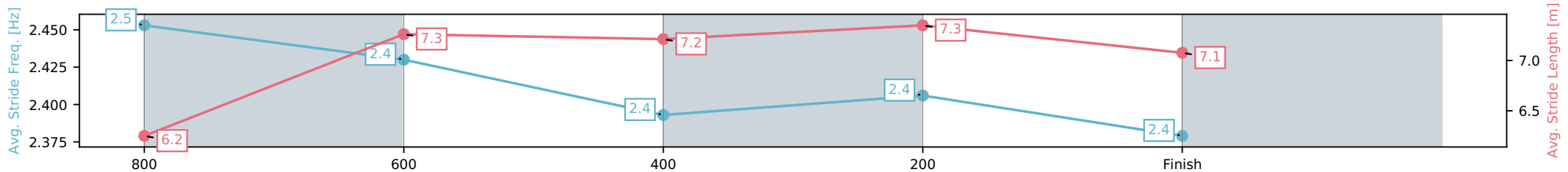
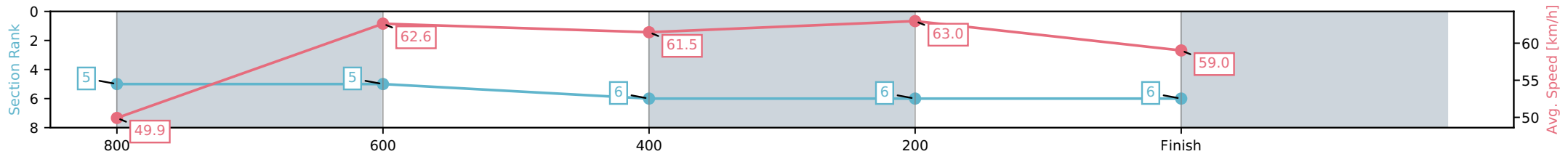
Race 1: BATHERSBY LEGAL QTIS Three-Year-Old Maiden
Handicap - 1000m



21 June 2026 - 11:56AM

Track Rating: Soft 7, Weather: Fine, Rail Position: +12m Entire Circuit

Section	L1000	L800	L600	L400	L200
Section Times	1:01.33 (0:14.51)	0:46.82 [5] (0:11.55)	0:35.26 [5] (0:11.76)	0:23.50 [6] (0:11.44)	0:12.07 [6] (0:12.07)
Average Speed [km/h]	49.9	62.6	61.5	63.0	59.0
Top Speed [km/h]	64.6	65.2	62.4	63.6	62.0
Avg. Dist. to Rail [m]	4.0	1.5	0.7	2.0	1.9
Avg. Stride Freq. [Hz]	2.5	2.4	2.4	2.4	2.4
Avg. Stride Length [m]	6.2	7.3	7.2	7.3	7.1



- [] Ranking at each section and finish
- :-:- No data available at this section
- NA No data available



Sunshine Coast QLD -
Race 2: WIMMERS PREMIUM SOFT DRINKS Class 6 Handicap - 1200m
 21 June 2026 - 12:34PM



Track Rating: Soft 7, Weather: Fine, Rail Position: +12m Entire Circuit

Field Times
 (Race Tempo) 1:13.14 0:59.47 0:48.10 0:36.19 0:24.34 0:12.71
 (0:13.67) (0:11.37) (0:11.91) (0:11.85) (0:11.63) (0:12.71)

Rank	TAB#	Horse	Overall Time	First 400m	Top Speed km/h (Section)	L1200	L1000	L800	L600	L400	L200		
	(BAR#)	Jockey	Margin (DT-W)	Last 600m	Fastest Section (Time)	Start - 1000	1000 - 800	800 - 600	600 - 400	400 - 200	200 - Finish		
1	1	Beaux Rumble	1:13.14	0:25.04	66.0 (1200 - 1000)	1:13.14	0:59.47 [1]	0:48.10 [1]	0:36.10 [2]	0:24.32 [2]	0:12.71 [1]		
	(2)	Robbie Dolan		0:36.10	1000-800 (0:11.37)	(0:13.67)	(0:11.37)	(0:12.01)	(0:11.78)	(0:11.61)	(0:12.71)		
2	4	Kadall	1:13.45	0:25.14	64.9 (1200 - 1000)	1:13.45	0:59.76 [2]	0:48.30 [2]	0:36.50 [1]	0:24.65 [1]	0:12.97 [2]		
	(1)	Ben Thompson	1.8L (-7)	0:36.49	1000-800 (0:11.46)	(0:13.68)	(0:11.46)	(0:11.81)	(0:11.84)	(0:11.68)	(0:12.97)		
3	7	I Miss Margie	1:13.58	0:25.42	65.8 (1000-800)	1:13.58	0:59.56 [4]	0:48.16 [4]	0:36.34 [3]	0:24.38 [3]	0:12.75 [3]		
	(4)	Tiffani Brooker	2.6L (-8)	0:36.34	1000-800 (0:11.40)	(0:14.02)	(0:11.40)	(0:11.83)	(0:11.96)	(0:11.63)	(0:12.75)		
4	8	Zingalong	1:14.29	0:25.32	65.5 (1000-800)	1:14.29	1:00.46 [3]	0:48.97 [3]	0:37.02 [4]	0:25.04 [4]	0:13.05 [4]		
	(3)	Kayla Johnston	6.7L (-6)	0:37.01	1000-800 (0:11.49)	(0:13.83)	(0:11.49)	(0:11.95)	(0:11.98)	(0:11.98)	(0:13.05)		

Scratched: Luton Hoo (#2), Mount Fuji (#3), Petite Palace (#5), Fighting Idol (#6)

Report Created: Sun 21 June 2026

(Note: Races are conducted over an approximate distance as close as possible to the advertised distance, and recorded data may vary accordingly. Official times refer to race times only and do not include handicap times.)

[] Position in running at each section and finish TAB# Saddle cloth number
 -:-:- No data available at this section BAR# Barrier/Gate Position
 NA No data available DNF Did not finish
 DNT Did not track DT-W Distance travelled compared to winner in metres

Fastest split
 Fastest section

data processed by **TRIPLESDATA**

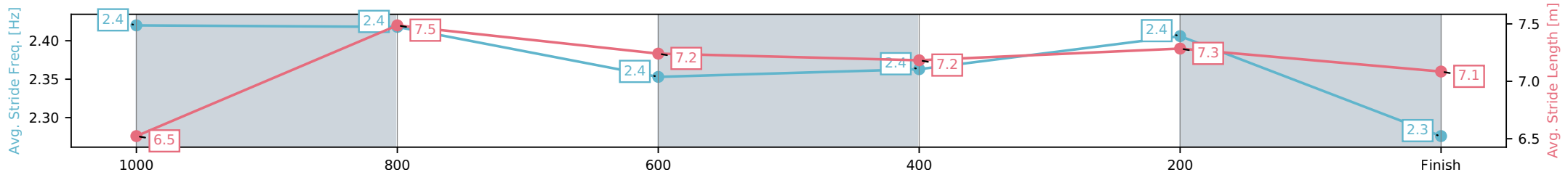
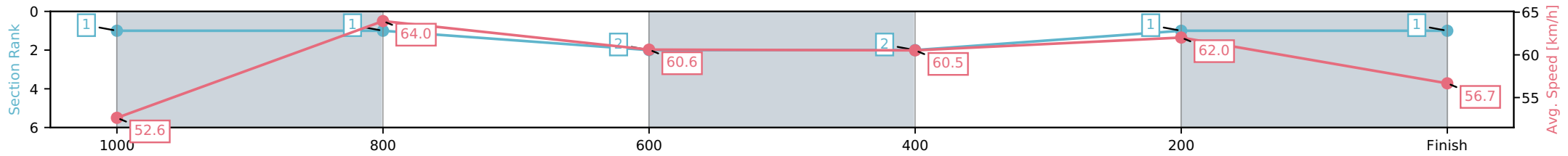
Horse/Jockey Name	Beaux Rumble/Robbie Dolan
Finish Rank	1
Fastest Section Time (Section)	0:11.37 (1000-800)
Top Speed [km/h] (Section)	66.0 (1200 - 1000)
Race State	Finished



Sunshine Coast QLD
 Race 2: WIMMERS PREMIUM SOFT DRINKS Class 6
 Handicap - 1200m
 21 June 2026 - 12:34PM
 Track Rating: Soft 7, Weather: Fine, Rail Position: +12m Entire Circuit



Section	L1200	L1000	L800	L600	L400	L200
Section Times	1:13.14 (0:13.67)	0:59.47 [1] (0:11.37)	0:48.10 [1] (0:12.01)	0:36.10 [2] (0:11.78)	0:24.32 [2] (0:11.61)	0:12.71 [1] (0:12.71)
Average Speed [km/h]	52.6	64.0	60.6	60.5	62.0	56.7
Top Speed [km/h]	66.0	65.8	61.8	61.8	63.1	60.4
Avg. Dist. to Rail [m]	4.2	4.0	1.8	1.8	0.8	0.6
Avg. Stride Freq. [Hz]	2.4	2.4	2.4	2.4	2.4	2.3
Avg. Stride Length [m]	6.5	7.5	7.2	7.2	7.3	7.1



Report Created: Sun 21 June 2026 (Note: Timing is based on positional data)

[] Ranking at each section and finish
 -:-:- No data available at this section
 NA No data available

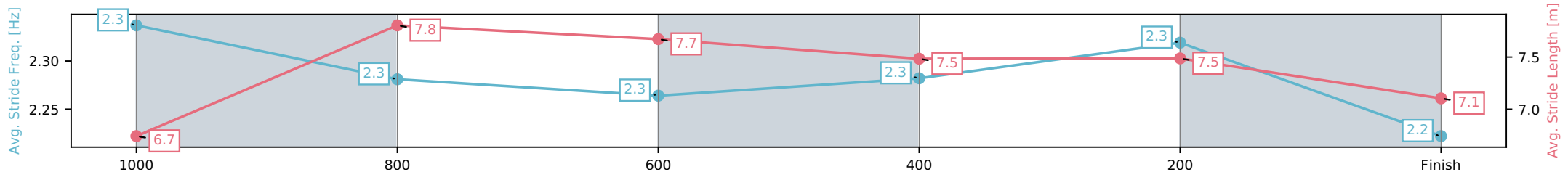
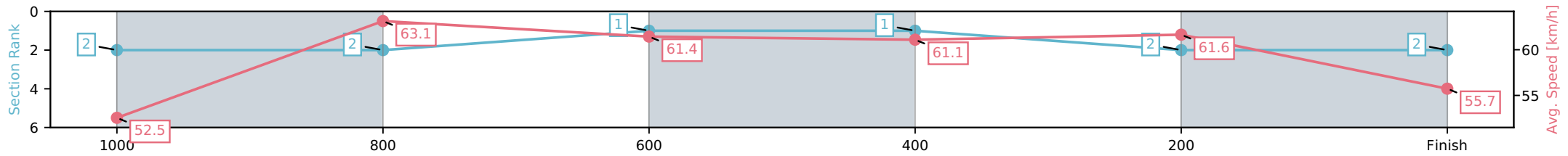
Horse/Jockey Name	Kadall/Ben Thompson
Finish Rank	2
Fastest Section Time (Section)	0:11.46 (1000-800)
Top Speed [km/h] (Section)	64.9 (1200 - 1000)
Race State	Finished



Sunshine Coast QLD
 Race 2: WIMMERS PREMIUM SOFT DRINKS Class 6
 Handicap - 1200m
 21 June 2026 - 12:34PM
 Track Rating: Soft 7, Weather: Fine, Rail Position: +12m Entire Circuit



Section	L1200	L1000	L800	L600	L400	L200
Section Times	1:13.45 (0:13.68)	0:59.76 [2] (0:11.46)	0:48.30 [2] (0:11.81)	0:36.50 [1] (0:11.84)	0:24.65 [1] (0:11.68)	0:12.97 [2] (0:12.97)
Average Speed [km/h]	52.5	63.1	61.4	61.1	61.6	55.7
Top Speed [km/h]	64.9	64.8	62.4	62.1	63.1	59.0
Avg. Dist. to Rail [m]	2.4	1.9	1.4	0.9	1.8	1.4
Avg. Stride Freq. [Hz]	2.3	2.3	2.3	2.3	2.3	2.2
Avg. Stride Length [m]	6.7	7.8	7.7	7.5	7.5	7.1



[] Ranking at each section and finish
 -.-.- No data available at this section
 NA No data available

Horse/Jockey Name	I Miss Margie/Tiffani Brooker
Finish Rank	3
Fastest Section Time (Section)	0:11.40 (1000-800)
Top Speed [km/h] (Section)	65.8 (1000-800)
Race State	Finished



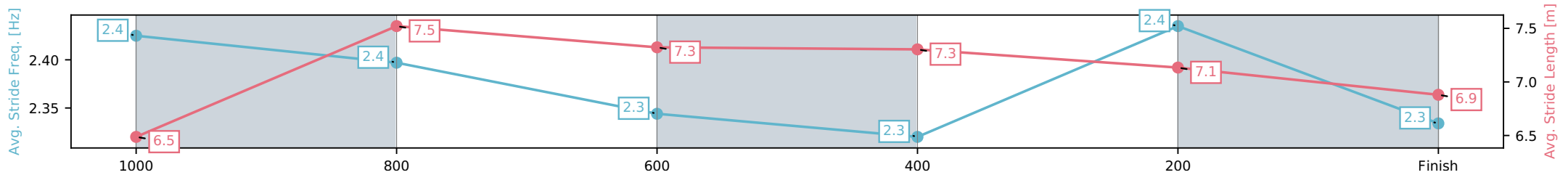
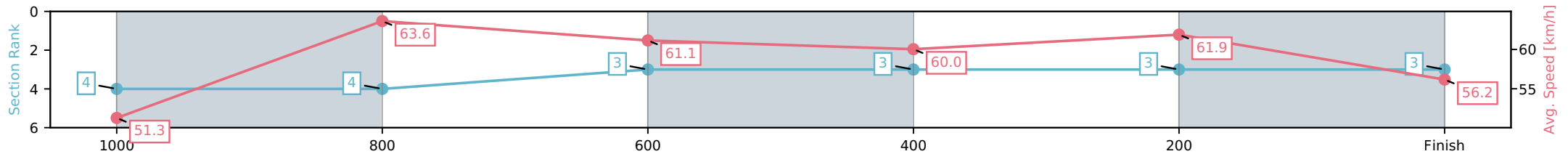
Sunshine Coast QLD
 Race 2: WIMMERS PREMIUM SOFT DRINKS Class 6
 Handicap - 1200m



21 June 2026 - 12:34PM

Track Rating: Soft 7, Weather: Fine, Rail Position: +12m Entire Circuit

Section	L1200	L1000	L800	L600	L400	L200
Section Times	1:13.58 (0:14.02)	0:59.56 [4] (0:11.40)	0:48.16 [4] (0:11.83)	0:36.34 [3] (0:11.96)	0:24.38 [3] (0:11.63)	0:12.75 [3] (0:12.75)
Average Speed [km/h]	51.3	63.6	61.1	60.0	61.9	56.2
Top Speed [km/h]	65.5	65.8	62.5	61.4	63.2	59.5
Avg. Dist. to Rail [m]	4.7	2.4	0.7	0.6	1.7	2.0
Avg. Stride Freq. [Hz]	2.4	2.4	2.3	2.3	2.4	2.3
Avg. Stride Length [m]	6.5	7.5	7.3	7.3	7.1	6.9



- [] Ranking at each section and finish
- :-:- No data available at this section
- NA No data available

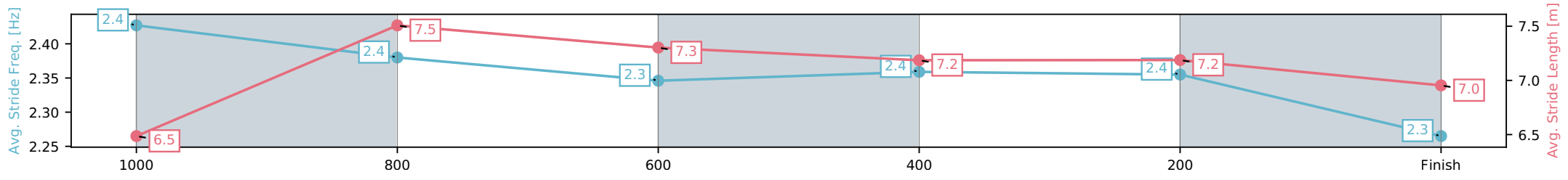
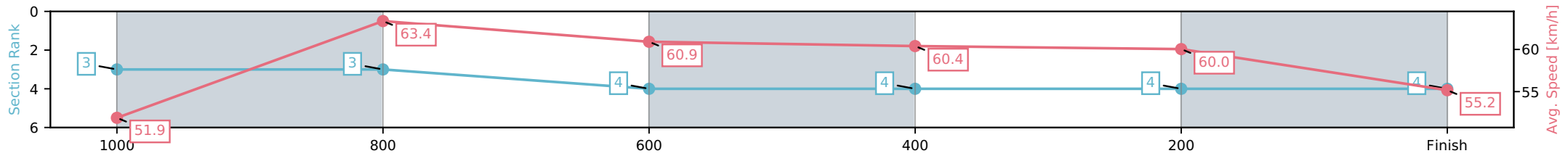
Horse/Jockey Name	Zingalong/Kayla Johnston
Finish Rank	4
Fastest Section Time (Section)	0:11.49 (1000-800)
Top Speed [km/h] (Section)	65.5 (1000-800)
Race State	Finished



Sunshine Coast QLD
 Race 2: WIMMERS PREMIUM SOFT DRINKS Class 6
 Handicap - 1200m
 21 June 2026 - 12:34PM
 Track Rating: Soft 7, Weather: Fine, Rail Position: +12m Entire Circuit



Section	L1200	L1000	L800	L600	L400	L200
Section Times	1:14.29 (0:13.83)	1:00.46 [3] (0:11.49)	0:48.97 [3] (0:11.95)	0:37.02 [4] (0:11.98)	0:25.04 [4] (0:11.98)	0:13.05 [4] (0:13.05)
Average Speed [km/h]	51.9	63.4	60.9	60.4	60.0	55.2
Top Speed [km/h]	63.2	65.5	61.6	61.4	61.3	58.8
Avg. Dist. to Rail [m]	5.5	3.7	2.0	0.7	1.3	0.7
Avg. Stride Freq. [Hz]	2.4	2.4	2.3	2.4	2.4	2.3
Avg. Stride Length [m]	6.5	7.5	7.3	7.2	7.2	7.0



[] Ranking at each section and finish
 -.-.- No data available at this section
 NA No data available



Sunshine Coast QLD -
Race 3: OCEANVIEW HELICOPTERS Maiden Handicap - 1400m
 21 June 2026 - 1:09PM



Track Rating: Soft 7, Weather: Fine, Rail Position: +12m Entire Circuit

Field Times (Race Tempo) 1:27.43 1:13.78 1:02.45 0:50.26 0:37.54 0:24.66 0:12.45
 (0:13.65) (0:11.33) (0:12.19) (0:12.72) (0:12.88) (0:12.21) (0:12.45)

Rank	TAB#	Horse	Overall Time	First 400m	Top Speed km/h (Section)	L1400	L1200	L1000	L800	L600	L400	L200	
	(BAR#)	Jockey	Margin (DT-W)	Last 600m	Fastest Section (Time)	Start - 1200	1200 - 1000	1000 - 800	800 - 600	600 - 400	400 - 200	200 - Finish	
1	1	Crusader Voyage	1:27.43	0:25.64	64.3 (1200-1000)	1:27.43	1:13.21 [6]	1:01.80 [7]	0:49.60 [7]	0:36.90 [7]	0:24.22 [7]	0:11.94 [5]	
	(6)	Ryan Maloney		0:36.89	1200-1000 (0:11.42)	(0:14.22)	(0:11.42)	(0:12.20)	(0:12.70)	(0:12.67)	(0:12.28)	(0:11.94)	
2	8	Hell Of A High	1:27.57	0:24.98	68.7 (1400 - 1200)	1:27.57	1:13.89 [3]	1:02.59 [1]	0:50.40 [1]	0:37.68 [1]	0:24.80 [1]	0:12.59 [1]	
	(2)	Tiffani Brooker	0.8L (+3)	0:37.68	1200-1000 (0:11.30)	(0:13.68)	(0:11.30)	(0:12.19)	(0:12.72)	(0:12.88)	(0:12.21)	(0:12.59)	
3	14	Brass Band	1:27.90	0:25.39	64.9 (1400 - 1200)	1:27.90	1:14.04 [5]	1:02.50 [5]	0:50.43 [4]	0:37.83 [3]	0:24.95 [3]	0:12.71 [3]	
	(1)	Cejay Graham	2.8L (+0)	0:37.83	1200-1000 (0:11.53)	(0:13.86)	(0:11.53)	(0:12.08)	(0:12.60)	(0:12.88)	(0:12.24)	(0:12.71)	
4	7	I Say I Say	1:28.02	0:25.33	65.8 (1400 - 1200)	1:28.02	1:14.17 [4]	1:02.69 [4]	0:50.46 [5]	0:37.70 [5]	0:24.91 [5]	0:12.86 [2]	
	(3)	Ashley Butler	3.5L (+0)	0:37.70	1200-1000 (0:11.48)	(0:13.85)	(0:11.48)	(0:12.22)	(0:12.76)	(0:12.79)	(0:12.05)	(0:12.86)	
5	13	Oakfield Galaxy	1:28.05	0:25.62	65.5 (1200-1000)	1:28.05	1:13.77 [7]	1:02.43 [6]	0:50.25 [6]	0:37.68 [6]	0:24.88 [6]	0:12.57 [4]	
	(4)	Olivia Kendal	3.6L (-1)	0:37.68	1200-1000 (0:11.34)	(0:14.28)	(0:11.34)	(0:12.18)	(0:12.57)	(0:12.80)	(0:12.31)	(0:12.57)	
6	4	Heroic Villen	1:29.60	0:25.15	66.3 (1400 - 1200)	1:29.60	1:15.93 [2]	1:04.45 [3]	0:52.24 [3]	0:39.50 [4]	0:26.54 [4]	0:14.03 [6]	
	(5)	Corey Sutherland	12.8L (+0)	0:39.50	1200-1000 (0:11.48)	(0:13.67)	(0:11.48)	(0:12.21)	(0:12.74)	(0:12.96)	(0:12.51)	(0:14.03)	
7	2	Something Shiny	1:30.67	0:25.09	65.3 (1400 - 1200)	1:30.67	1:17.02 [1]	1:05.58 [2]	0:53.47 [2]	0:40.73 [2]	0:27.82 [2]	0:15.08 [7]	
	(7)	Ben Thompson	19.1L (+1)	0:40.74	1200-1000 (0:11.44)	(0:13.65)	(0:11.44)	(0:12.11)	(0:12.74)	(0:12.92)	(0:12.74)	(0:15.08)	

Scratched: Divil A Bit (#3), Rosa Kiss (#5), Hansaglory (#6), Bassett's Choice (#9), Winning Flame (#10), Exodini (#11), Flying Akeed (#12)

Report Created: Sun 21 June 2026

(Note: Races are conducted over an approximate distance as close as possible to the advertised distance, and recorded data may vary accordingly. Official times refer to race times only and do not include handicap times.)

[] Position in running at each section and finish TAB# Saddle cloth number

-:-:- No data available at this section

NA No data available

DNT Did not track

BAR# Barrier/Gate Position

DNF Did not finish

DT-W Distance travelled compared to winner in metres

Fastest split

Fastest section

data processed by TRIPLESDATA

Horse/Jockey Name	Crusader Voyage/Ryan Maloney
Finish Rank	1
Fastest Section Time (Section)	0:11.42 (1200-1000)
Top Speed [km/h] (Section)	64.3 (1200-1000)
Race State	Finished



Sunshine Coast QLD

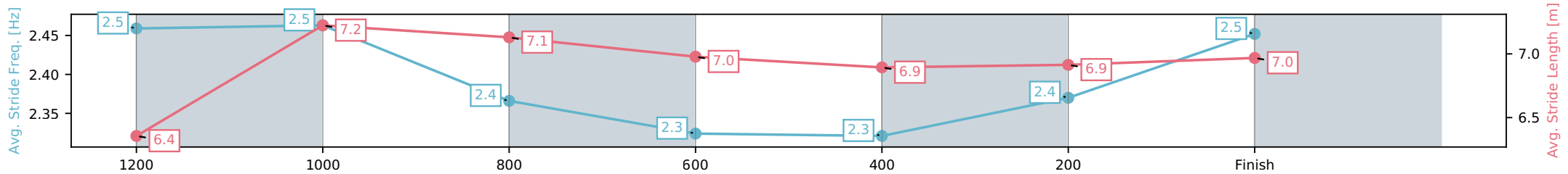
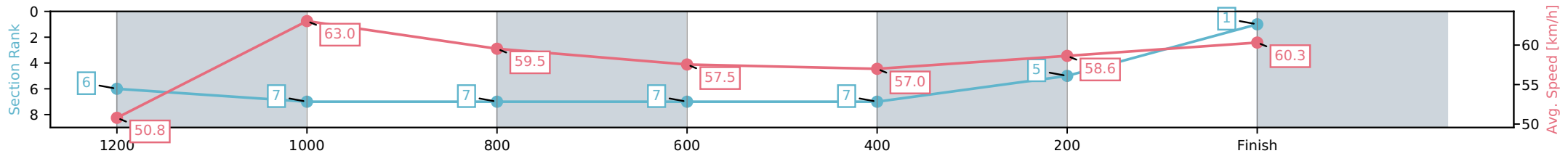
Race 3: OCEANVIEW HELICOPTERS Maiden Handicap - 1400m



21 June 2026 - 1:09PM

Track Rating: Soft 7, Weather: Fine, Rail Position: +12m Entire Circuit

Section	L1400	L1200	L1000	L800	L600	L400	L200
Section Times	1:27.43 (0:14.22)	1:13.21 [6] (0:11.42)	1:01.80 [7] (0:12.20)	0:49.60 [7] (0:12.70)	0:36.90 [7] (0:12.67)	0:24.22 [7] (0:12.28)	0:11.94 [5] (0:11.94)
Average Speed [km/h]	50.8	63.0	59.5	57.5	57.0	58.6	60.3
Top Speed [km/h]	63.9	64.3	61.1	57.9	58.4	60.8	62.1
Avg. Dist. to Rail [m]	6.1	2.8	3.1	2.5	0.6	1.0	1.7
Avg. Stride Freq. [Hz]	2.5	2.5	2.4	2.3	2.3	2.4	2.5
Avg. Stride Length [m]	6.4	7.2	7.1	7.0	6.9	6.9	7.0



[] Ranking at each section and finish
 -:-:- No data available at this section
 NA No data available

Horse/Jockey Name	Hell Of A High/Tiffani Brooker
Finish Rank	2
Fastest Section Time (Section)	0:11.30 (1200-1000)
Top Speed [km/h] (Section)	68.7 (1400 - 1200)
Race State	Finished



Sunshine Coast QLD

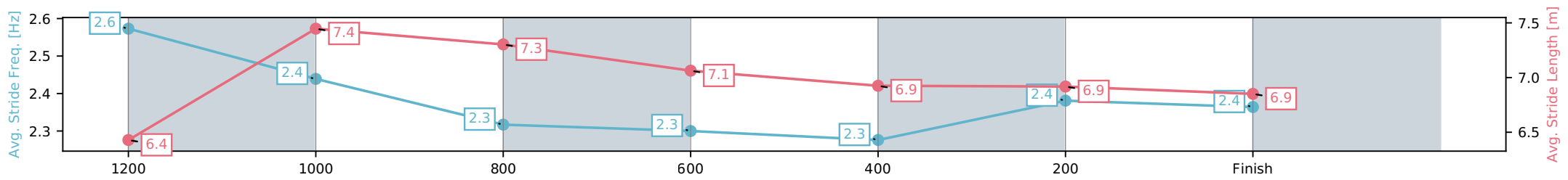
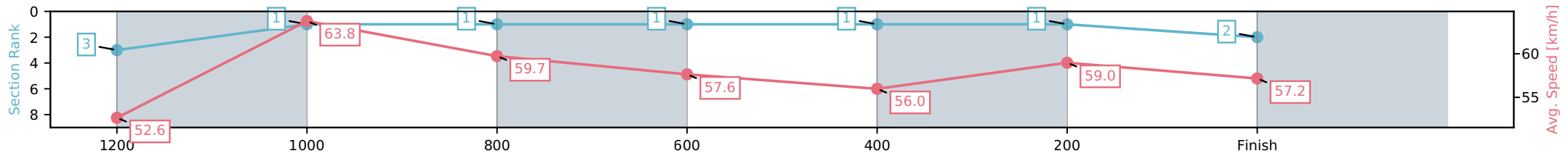
Race 3: OCEANVIEW HELICOPTERS Maiden Handicap - 1400m



21 June 2026 - 1:09PM

Track Rating: Soft 7, Weather: Fine, Rail Position: +12m Entire Circuit

Section	L1400	L1200	L1000	L800	L600	L400	L200
Section Times	1:27.57 (0:13.68)	1:13.89 [3] (0:11.30)	1:02.59 [1] (0:12.19)	0:50.40 [1] (0:12.72)	0:37.68 [1] (0:12.88)	0:24.80 [1] (0:12.21)	0:12.59 [1] (0:12.59)
Average Speed [km/h]	52.6	63.8	59.7	57.6	56.0	59.0	57.2
Top Speed [km/h]	68.7	68.7	61.8	58.1	56.8	60.0	58.7
Avg. Dist. to Rail [m]	3.9	3.5	3.7	3.2	0.6	0.4	0.6
Avg. Stride Freq. [Hz]	2.6	2.4	2.3	2.3	2.3	2.4	2.4
Avg. Stride Length [m]	6.4	7.4	7.3	7.1	6.9	6.9	6.9



[] Ranking at each section and finish
 -:-:- No data available at this section
 NA No data available

Horse/Jockey Name	Brass Band/Cejay Graham
Finish Rank	3
Fastest Section Time (Section)	0:11.53 (1200-1000)
Top Speed [km/h] (Section)	64.9 (1400 - 1200)
Race State	Finished



Sunshine Coast QLD

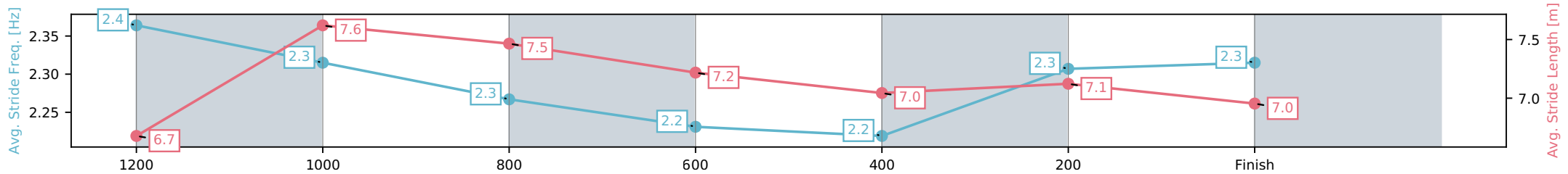
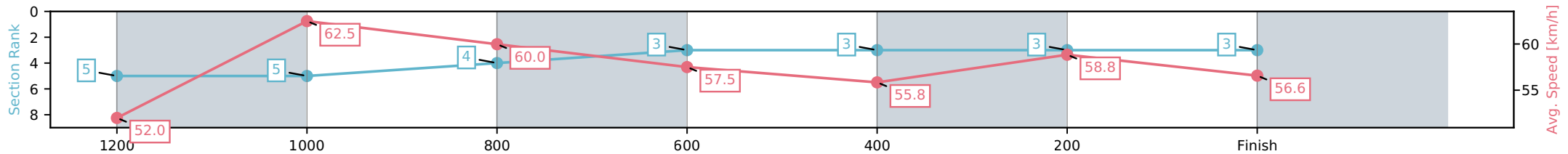
Race 3: OCEANVIEW HELICOPTERS Maiden Handicap - 1400m



21 June 2026 - 1:09PM

Track Rating: Soft 7, Weather: Fine, Rail Position: +12m Entire Circuit

Section	L1400	L1200	L1000	L800	L600	L400	L200
Section Times	1:27.90 (0:13.86)	1:14.04 [5] (0:11.53)	1:02.50 [5] (0:12.08)	0:50.43 [4] (0:12.60)	0:37.83 [3] (0:12.88)	0:24.95 [3] (0:12.24)	0:12.71 [3] (0:12.71)
Average Speed [km/h]	52.0	62.5	60.0	57.5	55.8	58.8	56.6
Top Speed [km/h]	64.9	63.7	61.1	57.8	56.5	59.8	59.0
Avg. Dist. to Rail [m]	2.9	2.5	2.3	1.2	0.4	0.5	0.6
Avg. Stride Freq. [Hz]	2.4	2.3	2.3	2.2	2.2	2.3	2.3
Avg. Stride Length [m]	6.7	7.6	7.5	7.2	7.0	7.1	7.0



[] Ranking at each section and finish
 -:-:- No data available at this section
 NA No data available

Horse/Jockey Name	I Say I Say/Ashley Butler
Finish Rank	4
Fastest Section Time (Section)	0:11.48 (1200-1000)
Top Speed [km/h] (Section)	65.8 (1400 - 1200)
Race State	Finished



Sunshine Coast QLD

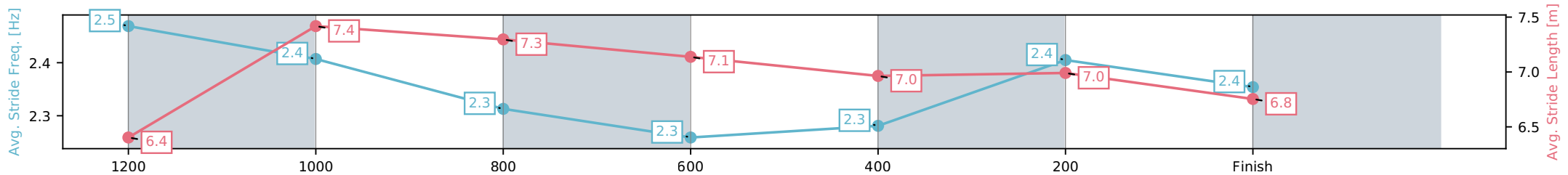
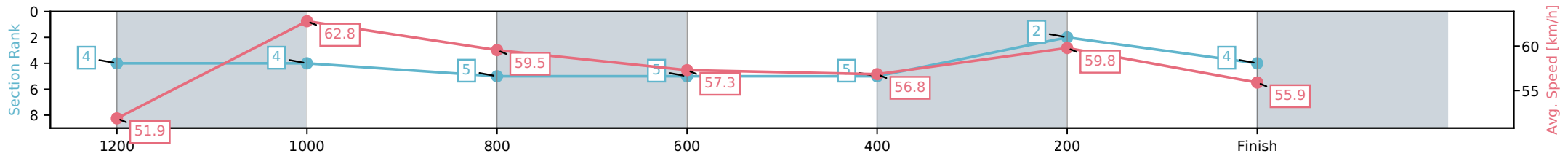
Race 3: OCEANVIEW HELICOPTERS Maiden Handicap - 1400m



21 June 2026 - 1:09PM

Track Rating: Soft 7, Weather: Fine, Rail Position: +12m Entire Circuit

Section	L1400	L1200	L1000	L800	L600	L400	L200
Section Times	1:28.02 (0:13.85)	1:14.17 [4] (0:11.48)	1:02.69 [4] (0:12.22)	0:50.46 [5] (0:12.76)	0:37.70 [5] (0:12.79)	0:24.91 [5] (0:12.05)	0:12.86 [2] (0:12.86)
Average Speed [km/h]	51.9	62.8	59.5	57.3	56.8	59.8	55.9
Top Speed [km/h]	65.8	65.7	60.7	57.8	59.6	60.6	58.7
Avg. Dist. to Rail [m]	4.8	3.6	3.7	2.6	1.9	2.9	2.4
Avg. Stride Freq. [Hz]	2.5	2.4	2.3	2.3	2.3	2.4	2.4
Avg. Stride Length [m]	6.4	7.4	7.3	7.1	7.0	7.0	6.8



- [] Ranking at each section and finish
- :-:- No data available at this section
- NA No data available

Horse/Jockey Name	Oakfield Galaxy/Olivia Kendal
Finish Rank	5
Fastest Section Time (Section)	0:11.34 (1200-1000)
Top Speed [km/h] (Section)	65.5 (1200-1000)
Race State	Finished



Sunshine Coast QLD

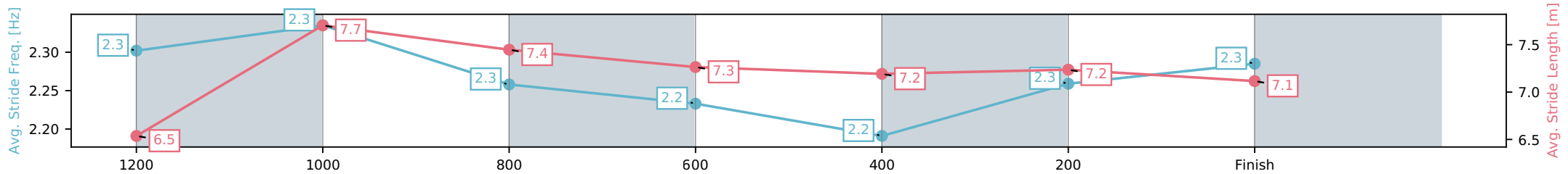
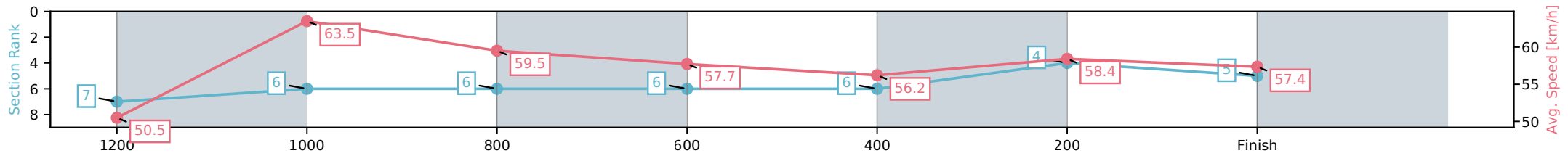
Race 3: OCEANVIEW HELICOPTERS Maiden Handicap - 1400m



21 June 2026 - 1:09PM

Track Rating: Soft 7, Weather: Fine, Rail Position: +12m Entire Circuit

Section	L1400	L1200	L1000	L800	L600	L400	L200
Section Times	1:28.05 (0:14.28)	1:13.77 [7] (0:11.34)	1:02.43 [6] (0:12.18)	0:50.25 [6] (0:12.57)	0:37.68 [6] (0:12.80)	0:24.88 [6] (0:12.31)	0:12.57 [4] (0:12.57)
Average Speed [km/h]	50.5	63.5	59.5	57.7	56.2	58.4	57.4
Top Speed [km/h]	65.3	65.5	60.8	58.6	57.5	59.8	59.8
Avg. Dist. to Rail [m]	4.1	2.1	2.2	1.3	0.3	0.4	0.9
Avg. Stride Freq. [Hz]	2.3	2.3	2.3	2.2	2.2	2.3	2.3
Avg. Stride Length [m]	6.5	7.7	7.4	7.3	7.2	7.2	7.1



[] Ranking at each section and finish
 -.-.- No data available at this section
 NA No data available

Horse/Jockey Name	Heroic Villen/Corey Sutherland
Finish Rank	6
Fastest Section Time (Section)	0:11.48 (1200-1000)
Top Speed [km/h] (Section)	66.3 (1400 - 1200)
Race State	Finished



Sunshine Coast QLD

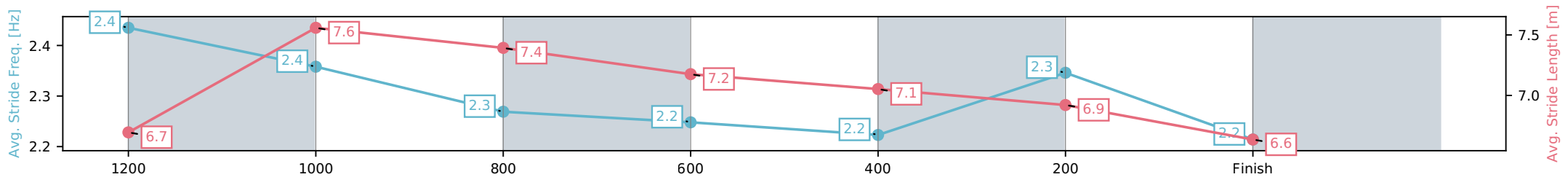
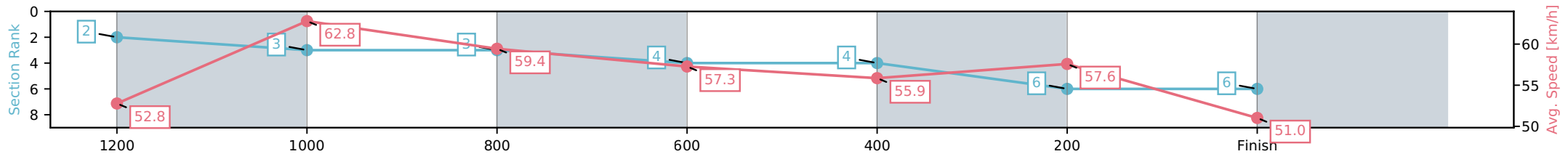
Race 3: OCEANVIEW HELICOPTERS Maiden Handicap - 1400m



21 June 2026 - 1:09PM

Track Rating: Soft 7, Weather: Fine, Rail Position: +12m Entire Circuit

Section	L1400	L1200	L1000	L800	L600	L400	L200
Section Times	1:29.60 (0:13.67)	1:15.93 [2] (0:11.48)	1:04.45 [3] (0:12.21)	0:52.24 [3] (0:12.74)	0:39.50 [4] (0:12.96)	0:26.54 [4] (0:12.51)	0:14.03 [6] (0:14.03)
Average Speed [km/h]	52.8	62.8	59.4	57.3	55.9	57.6	51.0
Top Speed [km/h]	66.3	65.4	60.6	57.8	57.4	58.9	55.7
Avg. Dist. to Rail [m]	6.5	3.6	3.3	2.2	1.2	1.5	1.8
Avg. Stride Freq. [Hz]	2.4	2.4	2.3	2.2	2.2	2.3	2.2
Avg. Stride Length [m]	6.7	7.6	7.4	7.2	7.1	6.9	6.6



- [] Ranking at each section and finish
- :-:- No data available at this section
- NA No data available

Horse/Jockey Name	Something Shiny/Ben Thompson
Finish Rank	7
Fastest Section Time (Section)	0:11.44 (1200-1000)
Top Speed [km/h] (Section)	65.3 (1400 - 1200)
Race State	Finished



Sunshine Coast QLD

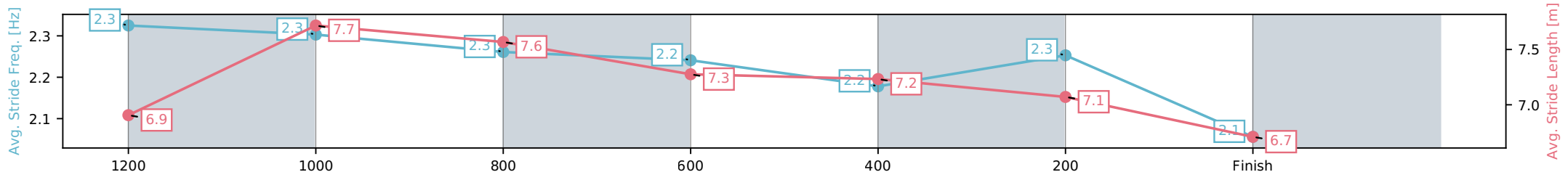
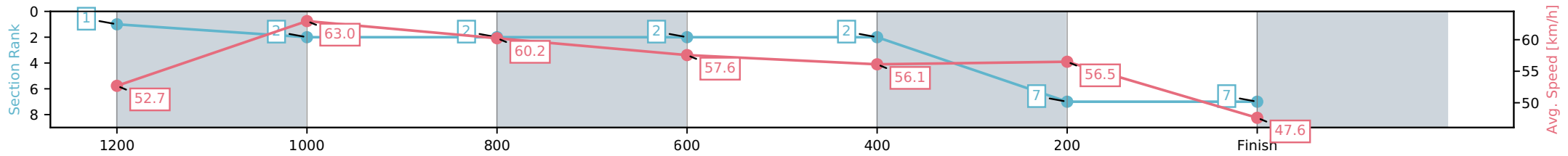
Race 3: OCEANVIEW HELICOPTERS Maiden Handicap - 1400m



21 June 2026 - 1:09PM

Track Rating: Soft 7, Weather: Fine, Rail Position: +12m Entire Circuit

Section	L1400	L1200	L1000	L800	L600	L400	L200
Section Times	1:30.67 (0:13.65)	1:17.02 [1] (0:11.44)	1:05.58 [2] (0:12.11)	0:53.47 [2] (0:12.74)	0:40.73 [2] (0:12.92)	0:27.82 [2] (0:12.74)	0:15.08 [7] (0:15.08)
Average Speed [km/h]	52.7	63.0	60.2	57.6	56.1	56.5	47.6
Top Speed [km/h]	65.3	64.5	63.3	58.7	57.2	57.3	54.9
Avg. Dist. to Rail [m]	8.0	5.7	4.7	3.0	1.1	0.2	0.2
Avg. Stride Freq. [Hz]	2.3	2.3	2.3	2.2	2.2	2.3	2.1
Avg. Stride Length [m]	6.9	7.7	7.6	7.3	7.2	7.1	6.7



[] Ranking at each section and finish
 -:-:- No data available at this section
 NA No data available



Sunshine Coast QLD -

Race 4: NEIL MANSELL CONCRETE BENCHMARK 68 Handicap - 2265m

21 June 2026 - 1:44PM



Track Rating: Soft 7, Weather: Fine, Rail Position: +12m Entire Circuit

Field Times (Race Tempo) 2:24.99 (0:18.17) 2:06.82 (0:12.02) 1:54.80 (0:12.19) 1:42.61 (0:12.20) 1:30.41 (0:12.63) 1:17.78 (0:12.61) 1:05.17 (0:12.94) 0:52.24 (0:13.00)

Rank	TAB#	Horse	Overall Time	First 400m	Top Speed km/h (Section)	L2265	L2000	L1800	L1600	L1400	L1200	L1000	L800
	(BAR#)	Jockey	Margin (DT-W)	Last 600m	Fastest Section (Time)	Start - 2000	2000 - 1800	1800 - 1600	1600 - 1400	1400 - 1200	1200 - 1000	1000 - 800	800 - 600
1	2	Wowzino	2:24.99	0:26.35	61.7 (2265 - 2000)	2:24.99	2:06.82 [1]	1:54.80 [1]	1:42.62 [1]	1:30.41 [1]	1:17.78 [1]	1:05.17 [1]	0:52.24 [1]
	(3)	Ben Thompson		0:39.24	2000-1800 (0:12.02)	(0:18.17)	(0:12.02)	(0:12.18)	(0:12.20)	(0:12.63)	(0:12.61)	(0:12.94)	(0:13.00)
2	11	Miss Dynamo	2:25.81	0:26.57	62.2 (2265 - 2000)	2:25.81	2:07.51 [4]	1:55.30 [4]	1:43.03 [4]	1:30.76 [5]	1:18.07 [5]	1:05.33 [5]	0:52.37 [5]
	(5)	Adam Sewell	4.8L (+1)	0:39.24	2000-1800 (0:12.21)	(0:18.30)	(0:12.21)	(0:12.26)	(0:12.27)	(0:12.69)	(0:12.74)	(0:12.96)	(0:13.12)
3	12	Papal Miss	2:26.01	0:27.04	60.8 (1800-1600)	2:26.01	2:07.25 [9]	1:55.04 [8]	1:42.99 [8]	1:30.70 [7]	1:18.09 [7]	1:05.33 [7]	0:52.43 [6]
	(2)	Mark Du Plessis	6.0L (-1)	0:39.26	1800-1600 (0:12.06)	(0:18.76)	(0:12.21)	(0:12.06)	(0:12.29)	(0:12.61)	(0:12.76)	(0:12.90)	(0:13.16)
4	8	Scottish Pearl	2:26.12	0:26.72	61.3 (2000-1800)	2:26.12	2:07.62 [6]	1:55.48 [5]	1:43.31 [5]	1:31.11 [4]	1:18.47 [4]	1:05.73 [4]	0:52.90 [3]
	(1)	Robbie Dolan	6.6L (-4)	0:40.00	2000-1800 (0:12.14)	(0:18.50)	(0:12.14)	(0:12.17)	(0:12.20)	(0:12.64)	(0:12.74)	(0:12.83)	(0:12.91)
5	5	Classic Deel	2:26.71	0:26.78	60.9 (2265 - 2000)	2:26.71	2:08.25 [5]	1:55.99 [7]	1:43.71 [7]	1:31.36 [8]	1:18.68 [8]	1:05.94 [8]	0:52.89 [8]
	(4)	Benjamin Osmond	10.1L (-1)	0:39.81	2000-1800 (0:12.26)	(0:18.46)	(0:12.26)	(0:12.28)	(0:12.35)	(0:12.69)	(0:12.74)	(0:13.04)	(0:13.08)
6	3	Let's Do It Again	2:26.79	0:26.43	62.2 (2265 - 2000)	2:26.79	2:08.54 [3]	1:56.54 [2]	1:44.36 [2]	1:31.96 [2]	1:19.34 [3]	1:06.54 [3]	0:53.50 [4]
	(9)	Bella Youngberry	10.5L (+2)	0:40.41	2000-1800 (0:12.00)	(0:18.25)	(0:12.00)	(0:12.17)	(0:12.40)	(0:12.62)	(0:12.80)	(0:13.04)	(0:13.09)
7	9	Ole Bazzle	2:27.04	0:27.07	60.9 (1800-1600)	2:27.04	2:08.32 [8]	1:55.97 [9]	1:43.76 [9]	1:31.40 [9]	1:18.73 [10]	1:05.93 [10]	0:53.00 [10]
	(6)	Taylor Marshall	12.0L (+1)	0:39.94	1800-1600 (0:12.21)	(0:18.72)	(0:12.35)	(0:12.21)	(0:12.36)	(0:12.68)	(0:12.80)	(0:12.93)	(0:13.07)
8	4	Bold Blaze	2:27.05	0:27.40	61.3 (1800-1600)	2:27.05	2:08.11 [10]	1:55.70 [10]	1:43.70 [10]	1:31.40 [10]	1:18.79 [9]	1:06.05 [9]	0:53.20 [9]
	(8)	Jag Guthmann-Chester	12.1L (-2)	0:40.06	1800-1600 (0:12.00)	(0:18.94)	(0:12.41)	(0:12.00)	(0:12.29)	(0:12.62)	(0:12.74)	(0:12.85)	(0:13.13)
9	7	Lonesome Soul	2:28.39	0:26.39	62.2 (2265 - 2000)	2:28.39	2:10.16 [2]	1:58.09 [3]	1:45.89 [3]	1:33.52 [3]	1:21.03 [2]	1:08.48 [2]	0:55.44 [2]
	(10)	Courtney Bellamy	20.0L (+3)	0:42.29	2000-1800 (0:12.07)	(0:18.23)	(0:12.07)	(0:12.20)	(0:12.38)	(0:12.48)	(0:12.56)	(0:13.03)	(0:13.15)
10	1	El Jasor	2:39.08	0:26.74	63.3 (2000-1800)	2:39.08	2:20.51 [7]	2:08.40 [6]	1:56.12 [6]	1:43.88 [6]	1:31.18 [6]	1:18.47 [6]	1:05.38 [7]
	(7)	Corey Sutherland	82.8L (+5)	0:51.95	2000-1800 (0:12.11)	(0:18.57)	(0:12.11)	(0:12.28)	(0:12.24)	(0:12.69)	(0:12.72)	(0:13.08)	(0:13.43)

Scratched: Cast Party (#6), Tuki Twelve (#10)

Report Created: Sun 21 June 2026

(Note: Races are conducted over an approximate distance as close as possible to the advertised distance, and recorded data may vary accordingly. Official times refer to race times only and do not include handicap times.)

[] Position in running at each section and finish TAB# Saddle cloth number
 -:-:- No data available at this section BAR# Barrier/Gate Position
 NA No data available DNF Did not finish
 DNT Did not track DT-W Distance travelled compared to winner in metres

Fastest split
 Fastest section

Page 1/12
 data processed by TRIPLESDATA



Sunshine Coast QLD -

Race 4: NEIL MANSELL CONCRETE BENCHMARK 68 Handicap - 2265m

21 June 2026 - 1:44PM

Track Rating: Soft 7, Weather: Fine, Rail Position: +12m Entire Circuit



Field Times
(Race Tempo) 0:39.24 0:26.57 0:13.83
(0:12.67) (0:12.74) (0:13.83)

Rank	TAB#	Horse	Overall Time	First 400m	Top Speed km/h (Section)	L600	L400	L200						
	(BAR#)	Jockey	Margin (DT-W)	Last 600m	Fastest Section (Time)	600 - 400	400 - 200	200 - Finish						
1	2	Wowzino	2:24.99	0:26.35	61.7 (2265 - 2000)	0:39.24 [1]	0:26.57 [1]	0:13.83 [1]						
	(3)	Ben Thompson		0:39.24	2000-1800 (0:12.02)	(0:12.67)	(0:12.74)	(0:13.83)						
2	11	Miss Dynamo	2:25.81	0:26.57	62.2 (2265 - 2000)	0:39.24 [5]	0:26.23 [5]	0:13.35 [3]						
	(5)	Adam Sewell	4.8L (+1)	0:39.24	2000-1800 (0:12.21)	(0:13.01)	(0:12.88)	(0:13.35)						
3	12	Papal Miss	2:26.01	0:27.04	60.8 (1800-1600)	0:39.27 [6]	0:26.24 [6]	0:13.33 [4]						
	(2)	Mark Du Plessis	6.0L (-1)	0:39.26	1800-1600 (0:12.06)	(0:13.02)	(0:12.91)	(0:13.33)						
4	8	Scottish Pearl	2:26.12	0:26.72	61.3 (2000-1800)	0:39.99 [3]	0:27.02 [2]	0:13.87 [2]						
	(1)	Robbie Dolan	6.6L (-4)	0:40.00	2000-1800 (0:12.14)	(0:12.97)	(0:13.16)	(0:13.87)						
5	5	Classic Deel	2:26.71	0:26.78	60.9 (2265 - 2000)	0:39.81 [7]	0:26.60 [9]	0:13.45 [9]						
	(4)	Benjamin Osmond	10.1L (-1)	0:39.81	2000-1800 (0:12.26)	(0:13.21)	(0:13.15)	(0:13.45)						
6	3	Let's Do It Again	2:26.79	0:26.43	62.2 (2265 - 2000)	0:40.41 [4]	0:27.30 [3]	0:14.04 [5]						
	(9)	Bella Youngberry	10.5L (+2)	0:40.41	2000-1800 (0:12.00)	(0:13.11)	(0:13.26)	(0:14.04)						
7	9	Ole Bazzle	2:27.04	0:27.07	60.9 (1800-1600)	0:39.93 [9]	0:27.12 [7]	0:14.11 [7]						
	(6)	Taylor Marshall	12.0L (+1)	0:39.94	1800-1600 (0:12.21)	(0:12.82)	(0:13.01)	(0:14.11)						
8	4	Bold Blaze	2:27.05	0:27.40	61.3 (1800-1600)	0:40.07 [8]	0:27.11 [8]	0:14.20 [6]						
	(8)	Jag Guthmann-Chester	12.1L (-2)	0:40.06	1800-1600 (0:12.00)	(0:12.96)	(0:12.90)	(0:14.20)						
9	7	Lonesome Soul	2:28.39	0:26.39	62.2 (2265 - 2000)	0:42.29 [2]	0:28.83 [4]	0:15.16 [8]						
	(10)	Courtney Bellamy	20.0L (+3)	0:42.29	2000-1800 (0:12.07)	(0:13.46)	(0:13.67)	(0:15.16)						
10	1	El Jasor	2:39.08	0:26.74	63.3 (2000-1800)	0:51.95 [10]	0:37.73 [10]	0:20.93 [10]						
	(7)	Corey Sutherland	82.8L (+5)	0:51.95	2000-1800 (0:12.11)	(0:14.22)	(0:16.80)	(0:20.93)						

Scratched: Cast Party (#6), Tuki Twelve (#10)

Report Created: Sun 21 June 2026

(Note: Races are conducted over an approximate distance as close as possible to the advertised distance, and recorded data may vary accordingly. Official times refer to race times only and do not include handicap times.)

[] Position in running at each section and finish TAB# Saddle cloth number
 -:-:- No data available at this section BAR# Barrier/Gate Position
 NA No data available DNF Did not finish
 DNT Did not track DT-W Distance travelled compared to winner in metres

Fastest split
 Fastest section

data processed by **TRIPLESDATA**

Horse/Jockey Name	Wowzino/Ben Thompson
Finish Rank	1
Fastest Section Time (Section)	0:12.02 (2000-1800)
Top Speed [km/h] (Section)	61.7 (2265 - 2000)
Race State	Finished



Sunshine Coast QLD

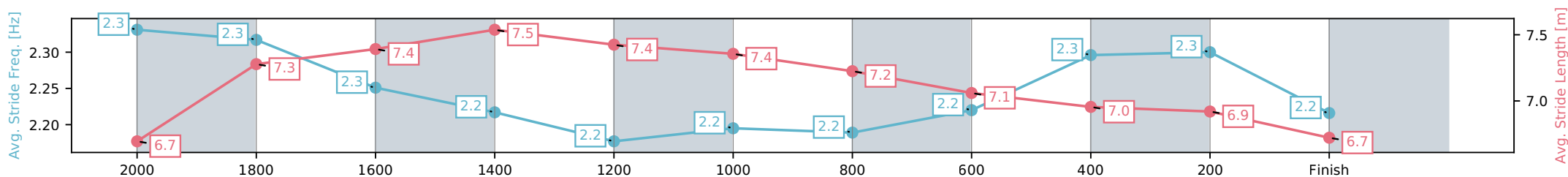
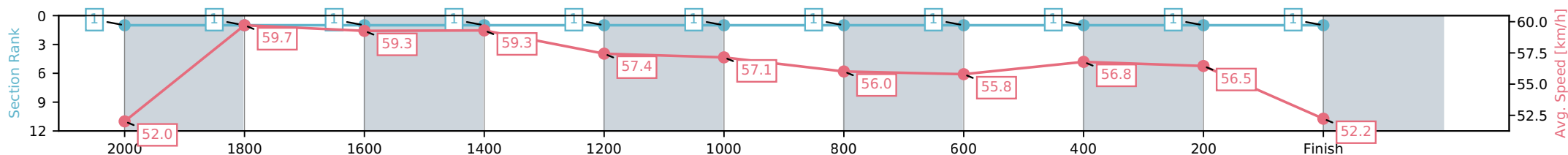
Race 4: NEIL MANSELL CONCRETE BENCHMARK 68
Handicap - 2265m



21 June 2026 - 1:44PM

Track Rating: Soft 7, Weather: Fine, Rail Position: +12m Entire Circuit

Section	L2265	L2000	L1800	L1600	L1400	L1200	L1000	L800	L600	L400	L200
Section Times	2:24.99 (0:18.17)	2:06.82 [1] (0:12.02)	1:54.80 [1] (0:12.18)	1:42.62 [1] (0:12.20)	1:30.41 [1] (0:12.63)	1:17.78 [1] (0:12.61)	1:05.17 [1] (0:12.94)	0:52.24 [1] (0:13.00)	0:39.24 [1] (0:12.67)	0:26.57 [1] (0:12.74)	0:13.83 [1] (0:13.83)
Average Speed [km/h]	52.0	59.7	59.3	59.3	57.4	57.1	56.0	55.8	56.8	56.5	52.2
Top Speed [km/h]	61.7	61.5	59.6	59.9	57.8	58.1	56.6	56.9	57.2	57.0	54.9
Avg. Dist. to Rail [m]	1.7	0.6	0.6	2.4	2.5	2.8	2.4	1.3	0.5	0.7	0.5
Avg. Stride Freq. [Hz]	2.3	2.3	2.3	2.2	2.2	2.2	2.2	2.2	2.3	2.3	2.2
Avg. Stride Length [m]	6.7	7.3	7.4	7.5	7.4	7.4	7.4	7.2	7.1	7.0	6.9



- [] Ranking at each section and finish
- :-:- No data available at this section
- NA No data available

Horse/Jockey Name	Miss Dynamo/Adam Sewell
Finish Rank	2
Fastest Section Time (Section)	0:12.21 (2000-1800)
Top Speed [km/h] (Section)	62.2 (2265 - 2000)
Race State	Finished



Sunshine Coast QLD

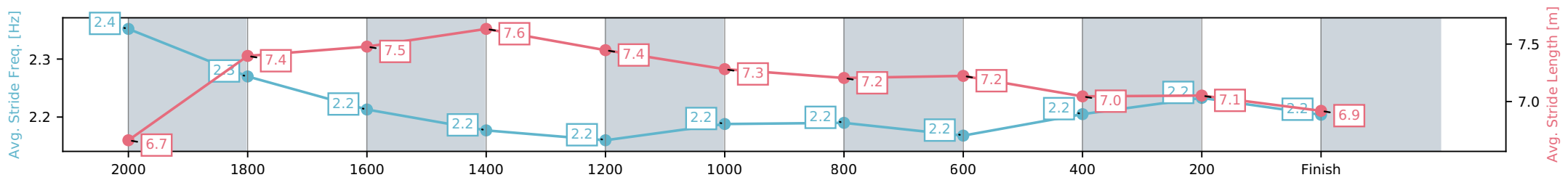
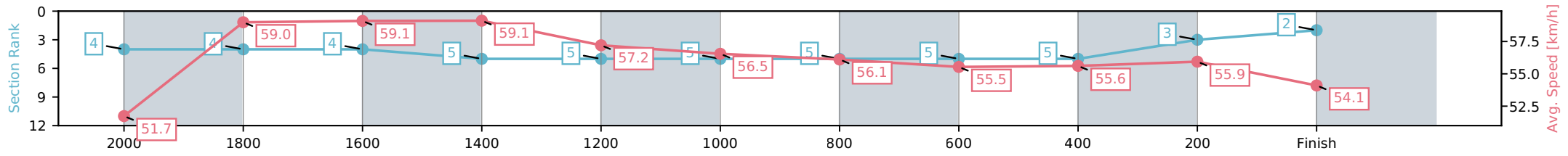
Race 4: NEIL MANSELL CONCRETE BENCHMARK 68
Handicap - 2265m



21 June 2026 - 1:44PM

Track Rating: Soft 7, Weather: Fine, Rail Position: +12m Entire Circuit

Section	L2265	L2000	L1800	L1600	L1400	L1200	L1000	L800	L600	L400	L200
Section Times	2:25.81 (0:18.30)	2:07.51 [4] (0:12.21)	1:55.30 [4] (0:12.26)	1:43.03 [4] (0:12.27)	1:30.76 [5] (0:12.69)	1:18.07 [5] (0:12.74)	1:05.33 [5] (0:12.96)	0:52.37 [5] (0:13.12)	0:39.24 [5] (0:13.01)	0:26.23 [5] (0:12.88)	0:13.35 [3] (0:13.35)
Average Speed [km/h]	51.7	59.0	59.1	59.1	57.2	56.5	56.1	55.5	55.6	55.9	54.1
Top Speed [km/h]	62.2	60.9	59.5	59.5	58.3	57.5	56.7	56.1	56.0	57.0	54.8
Avg. Dist. to Rail [m]	3.4	0.4	1.4	2.9	3.0	3.5	3.2	2.1	1.1	1.8	2.1
Avg. Stride Freq. [Hz]	2.4	2.3	2.2	2.2	2.2	2.2	2.2	2.2	2.2	2.2	2.2
Avg. Stride Length [m]	6.7	7.4	7.5	7.6	7.4	7.3	7.2	7.2	7.0	7.1	6.9



[] Ranking at each section and finish
 -.-.- No data available at this section
 NA No data available

Horse/Jockey Name	Papal Miss/Mark Du Plessis
Finish Rank	3
Fastest Section Time (Section)	0:12.06 (1800-1600)
Top Speed [km/h] (Section)	60.8 (1800-1600)
Race State	Finished



Sunshine Coast QLD

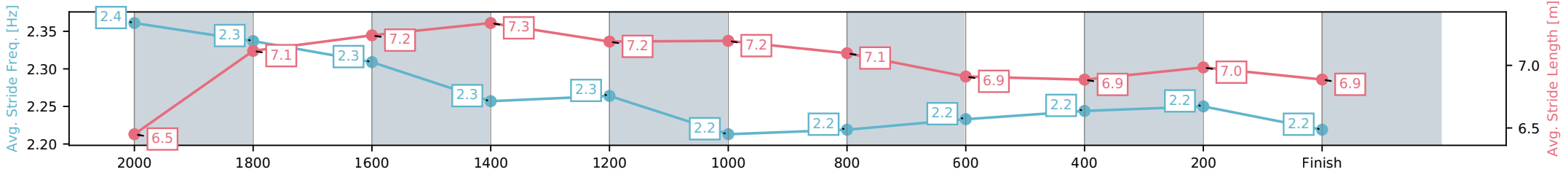
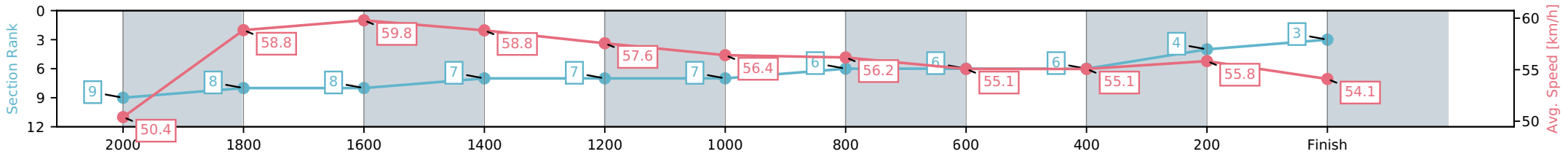
Race 4: NEIL MANSELL CONCRETE BENCHMARK 68
Handicap - 2265m



21 June 2026 - 1:44PM

Track Rating: Soft 7, Weather: Fine, Rail Position: +12m Entire Circuit

Section	L2265	L2000	L1800	L1600	L1400	L1200	L1000	L800	L600	L400	L200
Section Times	2:26.01 (0:18.76)	2:07.25 [9] (0:12.21)	1:55.04 [8] (0:12.06)	1:42.99 [8] (0:12.29)	1:30.70 [7] (0:12.61)	1:18.09 [7] (0:12.76)	1:05.33 [7] (0:12.90)	0:52.43 [6] (0:13.16)	0:39.27 [6] (0:13.02)	0:26.24 [6] (0:12.91)	0:13.33 [4] (0:13.33)
Average Speed [km/h]	50.4	58.8	59.8	58.8	57.6	56.4	56.2	55.1	55.1	55.8	54.1
Top Speed [km/h]	59.6	59.8	60.8	59.4	58.5	57.3	56.5	55.5	55.8	56.2	55.1
Avg. Dist. to Rail [m]	0.9	0.8	0.5	2.0	2.3	2.7	2.3	1.1	0.6	0.7	1.0
Avg. Stride Freq. [Hz]	2.4	2.3	2.3	2.3	2.3	2.2	2.2	2.2	2.2	2.2	2.2
Avg. Stride Length [m]	6.5	7.1	7.2	7.3	7.2	7.2	7.1	6.9	6.9	7.0	6.9



[] Ranking at each section and finish
 -:-:- No data available at this section
 NA No data available

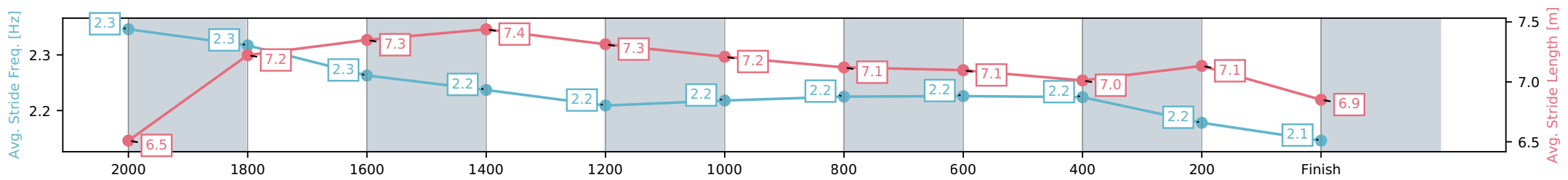
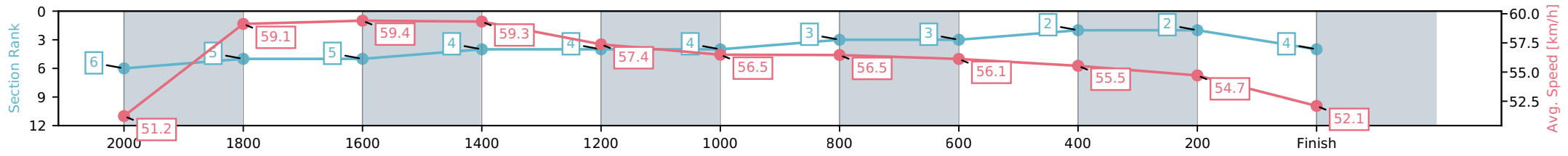
Horse/Jockey Name	Scottish Pearl/Robbie Dolan
Finish Rank	4
Fastest Section Time (Section)	0:12.14 (2000-1800)
Top Speed [km/h] (Section)	61.3 (2000-1800)
Race State	Finished



Sunshine Coast QLD
 Race 4: NEIL MANSELL CONCRETE BENCHMARK 68
 Handicap - 2265m
 21 June 2026 - 1:44PM
 Track Rating: Soft 7, Weather: Fine, Rail Position: +12m Entire Circuit



Section	L2265	L2000	L1800	L1600	L1400	L1200	L1000	L800	L600	L400	L200
Section Times	2:26.12 (0:18.50)	2:07.62 [6] (0:12.14)	1:55.48 [5] (0:12.17)	1:43.31 [5] (0:12.20)	1:31.11 [4] (0:12.64)	1:18.47 [4] (0:12.74)	1:05.73 [4] (0:12.83)	0:52.90 [3] (0:12.91)	0:39.99 [3] (0:12.97)	0:27.02 [2] (0:13.16)	0:13.87 [2] (0:13.87)
Average Speed [km/h]	51.2	59.1	59.4	59.3	57.4	56.5	56.5	56.1	55.5	54.7	52.1
Top Speed [km/h]	61.1	61.3	60.1	60.4	58.9	57.2	57.0	56.5	56.7	56.5	53.0
Avg. Dist. to Rail [m]	0.4	0.6	0.9	2.1	2.3	3.0	2.2	1.1	0.4	0.4	0.3
Avg. Stride Freq. [Hz]	2.3	2.3	2.3	2.2	2.2	2.2	2.2	2.2	2.2	2.2	2.1
Avg. Stride Length [m]	6.5	7.2	7.3	7.4	7.3	7.2	7.1	7.1	7.0	7.1	6.9



[] Ranking at each section and finish
 -:-:- No data available at this section
 NA No data available

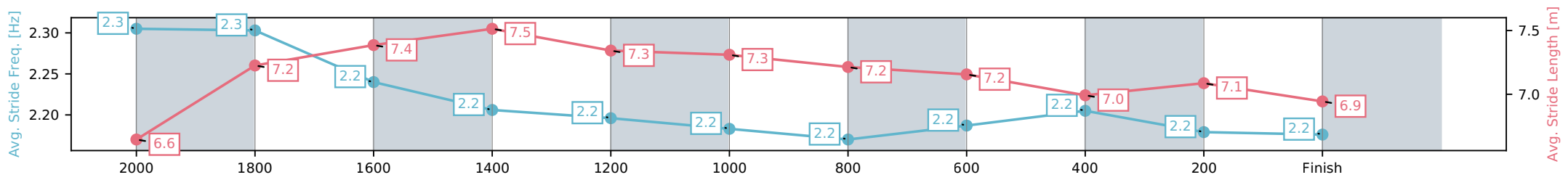
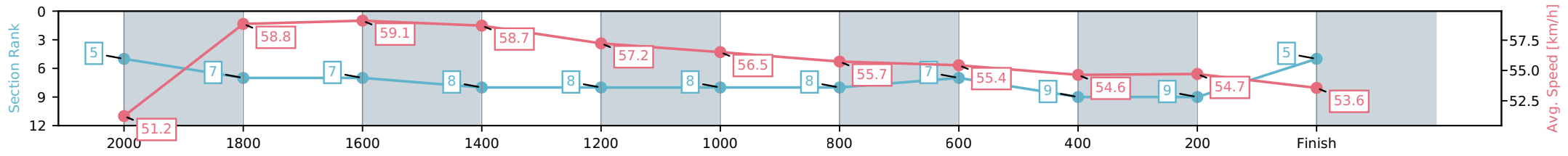
Horse/Jockey Name	Classic Deel/Benjamin Osmond
Finish Rank	5
Fastest Section Time (Section)	0:12.26 (2000-1800)
Top Speed [km/h] (Section)	60.9 (2265 - 2000)
Race State	Finished



Sunshine Coast QLD
 Race 4: NEIL MANSELL CONCRETE BENCHMARK 68
 Handicap - 2265m
 21 June 2026 - 1:44PM
 Track Rating: Soft 7, Weather: Fine, Rail Position: +12m Entire Circuit



Section	L2265	L2000	L1800	L1600	L1400	L1200	L1000	L800	L600	L400	L200
Section Times	2:26.71 (0:18.46)	2:08.25 [5] (0:12.26)	1:55.99 [7] (0:12.28)	1:43.71 [7] (0:12.35)	1:31.36 [8] (0:12.69)	1:18.68 [8] (0:12.74)	1:05.94 [8] (0:13.04)	0:52.89 [8] (0:13.08)	0:39.81 [7] (0:13.21)	0:26.60 [9] (0:13.15)	0:13.45 [9] (0:13.45)
Average Speed [km/h]	51.2	58.8	59.1	58.7	57.2	56.5	55.7	55.4	54.6	54.7	53.6
Top Speed [km/h]	60.9	60.9	59.8	59.6	58.3	57.8	56.3	56.2	55.6	56.2	54.9
Avg. Dist. to Rail [m]	2.4	0.4	1.4	2.9	2.8	3.5	3.2	1.2	0.3	2.6	4.3
Avg. Stride Freq. [Hz]	2.3	2.3	2.2	2.2	2.2	2.2	2.2	2.2	2.2	2.2	2.2
Avg. Stride Length [m]	6.6	7.2	7.4	7.5	7.3	7.3	7.2	7.2	7.0	7.1	6.9



[] Ranking at each section and finish
 -:-:- No data available at this section
 NA No data available

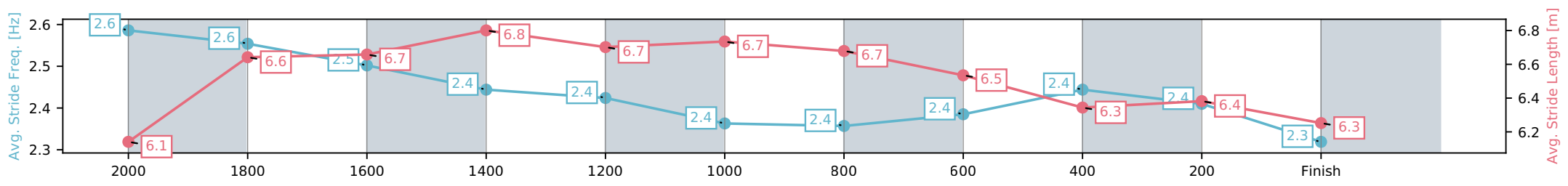
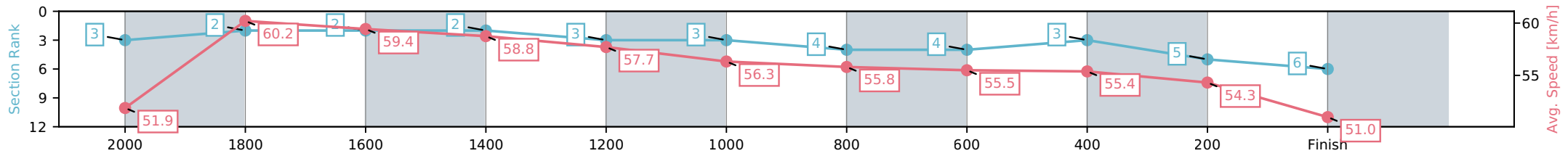
Horse/Jockey Name	Let's Do It Again/Bella Youngberry
Finish Rank	6
Fastest Section Time (Section)	0:12.00 (2000-1800)
Top Speed [km/h] (Section)	62.2 (2265 - 2000)
Race State	Finished



Sunshine Coast QLD
 Race 4: NEIL MANSELL CONCRETE BENCHMARK 68
 Handicap - 2265m
 21 June 2026 - 1:44PM
 Track Rating: Soft 7, Weather: Fine, Rail Position: +12m Entire Circuit



Section	L2265	L2000	L1800	L1600	L1400	L1200	L1000	L800	L600	L400	L200
Section Times	2:26.79 (0:18.25)	2:08.54 [3] (0:12.00)	1:56.54 [2] (0:12.17)	1:44.36 [2] (0:12.40)	1:31.96 [2] (0:12.62)	1:19.34 [3] (0:12.80)	1:06.54 [3] (0:13.04)	0:53.50 [4] (0:13.09)	0:40.41 [4] (0:13.11)	0:27.30 [3] (0:13.26)	0:14.04 [5] (0:14.04)
Average Speed [km/h]	51.9	60.2	59.4	58.8	57.7	56.3	55.8	55.5	55.4	54.3	51.0
Top Speed [km/h]	62.2	61.9	61.1	61.0	58.9	58.3	56.9	57.5	56.9	56.4	52.7
Avg. Dist. to Rail [m]	5.7	0.9	0.9	4.5	3.8	3.8	3.5	1.7	1.5	0.7	1.2
Avg. Stride Freq. [Hz]	2.6	2.6	2.5	2.4	2.4	2.4	2.4	2.4	2.4	2.4	2.3
Avg. Stride Length [m]	6.1	6.6	6.7	6.8	6.7	6.7	6.7	6.5	6.3	6.4	6.3



[] Ranking at each section and finish
 -:-:- No data available at this section
 NA No data available

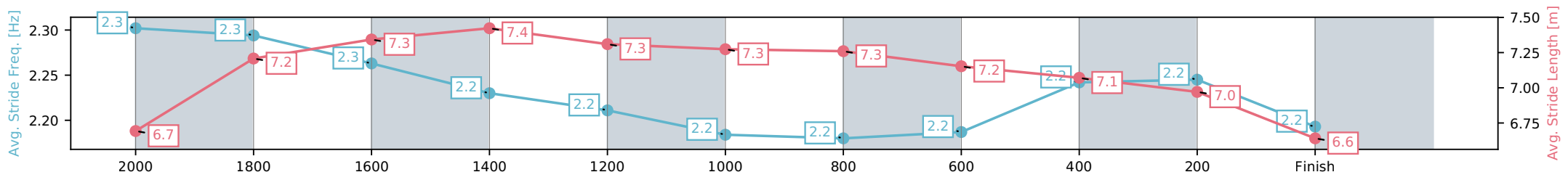
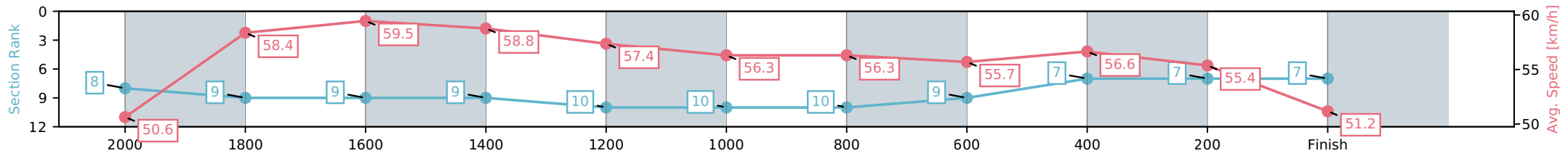
Horse/Jockey Name	Ole Bazzle/Taylor Marshall
Finish Rank	7
Fastest Section Time (Section)	0:12.21 (1800-1600)
Top Speed [km/h] (Section)	60.9 (1800-1600)
Race State	Finished



Sunshine Coast QLD
 Race 4: NEIL MANSELL CONCRETE BENCHMARK 68
 Handicap - 2265m
 21 June 2026 - 1:44PM
 Track Rating: Soft 7, Weather: Fine, Rail Position: +12m Entire Circuit



Section	L2265	L2000	L1800	L1600	L1400	L1200	L1000	L800	L600	L400	L200
Section Times	2:27.04 (0:18.72)	2:08.32 [8] (0:12.35)	1:55.97 [9] (0:12.21)	1:43.76 [9] (0:12.36)	1:31.40 [9] (0:12.68)	1:18.73 [10] (0:12.80)	1:05.93 [10] (0:12.93)	0:53.00 [10] (0:13.07)	0:39.93 [9] (0:12.82)	0:27.12 [7] (0:13.01)	0:14.11 [7] (0:14.11)
Average Speed [km/h]	50.6	58.4	59.5	58.8	57.4	56.3	56.3	55.7	56.6	55.4	51.2
Top Speed [km/h]	60.6	60.3	60.9	59.3	57.9	57.8	57.2	56.6	57.4	56.4	53.1
Avg. Dist. to Rail [m]	2.4	0.4	1.5	3.4	3.4	3.7	3.2	2.2	1.4	3.0	3.6
Avg. Stride Freq. [Hz]	2.3	2.3	2.3	2.2	2.2	2.2	2.2	2.2	2.2	2.2	2.2
Avg. Stride Length [m]	6.7	7.2	7.3	7.4	7.3	7.3	7.3	7.2	7.1	7.0	6.6



[] Ranking at each section and finish
 -:-:- No data available at this section
 NA No data available

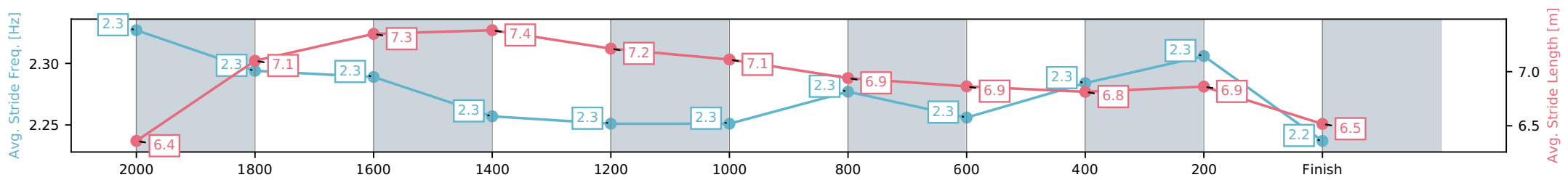
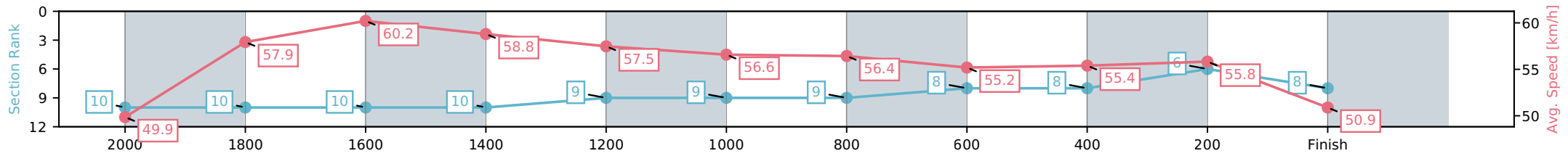
Horse/Jockey Name	Bold Blaze/Jag Guthmann-Chester
Finish Rank	8
Fastest Section Time (Section)	0:12.00 (1800-1600)
Top Speed [km/h] (Section)	61.3 (1800-1600)
Race State	Finished



Sunshine Coast QLD
 Race 4: NEIL MANSELL CONCRETE BENCHMARK 68
 Handicap - 2265m
 21 June 2026 - 1:44PM
 Track Rating: Soft 7, Weather: Fine, Rail Position: +12m Entire Circuit



Section	L2265	L2000	L1800	L1600	L1400	L1200	L1000	L800	L600	L400	L200
Section Times	2:27.05 (0:18.94)	2:08.11 [10] (0:12.41)	1:55.70 [10] (0:12.00)	1:43.70 [10] (0:12.29)	1:31.40 [10] (0:12.62)	1:18.79 [9] (0:12.74)	1:06.05 [9] (0:12.85)	0:53.20 [9] (0:13.13)	0:40.07 [8] (0:12.96)	0:27.11 [8] (0:12.90)	0:14.20 [6] (0:14.20)
Average Speed [km/h]	49.9	57.9	60.2	58.8	57.5	56.6	56.4	55.2	55.4	55.8	50.9
Top Speed [km/h]	58.4	58.7	61.3	59.8	58.4	58.0	57.1	56.0	56.7	57.3	54.4
Avg. Dist. to Rail [m]	4.8	0.4	0.5	2.2	2.3	2.6	2.3	1.3	0.6	0.4	2.0
Avg. Stride Freq. [Hz]	2.3	2.3	2.3	2.3	2.3	2.3	2.3	2.3	2.3	2.3	2.2
Avg. Stride Length [m]	6.4	7.1	7.3	7.4	7.2	7.1	6.9	6.9	6.8	6.9	6.5



[] Ranking at each section and finish
 -:-:- No data available at this section
 NA No data available

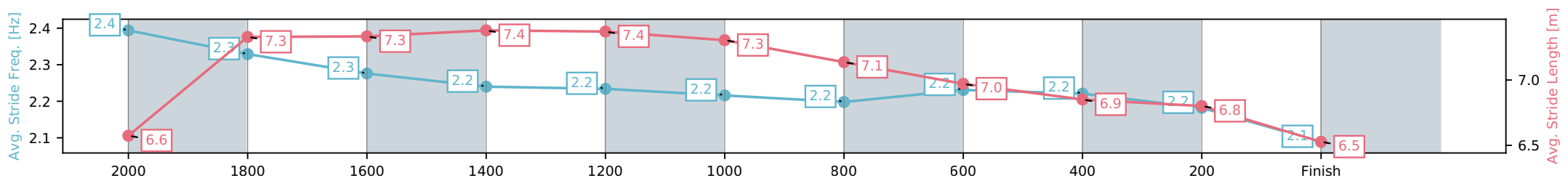
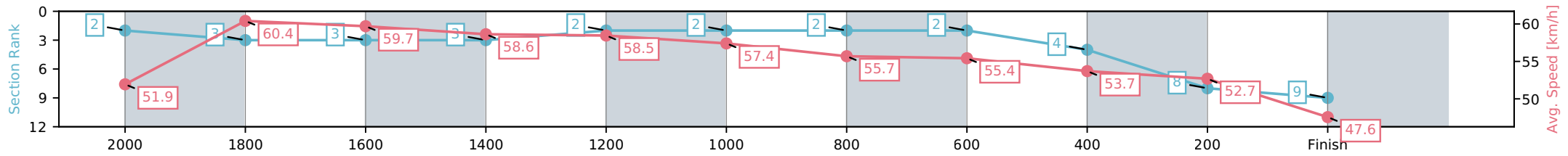
Horse/Jockey Name	Lonesome Soul/Courtney Bellamy
Finish Rank	9
Fastest Section Time (Section)	0:12.07 (2000-1800)
Top Speed [km/h] (Section)	62.2 (2265 - 2000)
Race State	Finished



Sunshine Coast QLD
 Race 4: NEIL MANSELL CONCRETE BENCHMARK 68
 Handicap - 2265m
 21 June 2026 - 1:44PM
 Track Rating: Soft 7, Weather: Fine, Rail Position: +12m Entire Circuit



Section	L2265	L2000	L1800	L1600	L1400	L1200	L1000	L800	L600	L400	L200
Section Times	2:28.39 (0:18.23)	2:10.16 [2] (0:12.07)	1:58.09 [3] (0:12.20)	1:45.89 [3] (0:12.38)	1:33.52 [3] (0:12.48)	1:21.03 [2] (0:12.56)	1:08.48 [2] (0:13.03)	0:55.44 [2] (0:13.15)	0:42.29 [2] (0:13.46)	0:28.83 [4] (0:13.67)	0:15.16 [8] (0:15.16)
Average Speed [km/h]	51.9	60.4	59.7	58.6	58.5	57.4	55.7	55.4	53.7	52.7	47.6
Top Speed [km/h]	62.2	62.2	60.2	59.8	59.1	58.6	56.3	55.7	54.6	53.2	51.3
Avg. Dist. to Rail [m]	7.4	2.2	2.2	3.8	3.9	4.0	3.3	2.1	0.7	1.5	2.4
Avg. Stride Freq. [Hz]	2.4	2.3	2.3	2.2	2.2	2.2	2.2	2.2	2.2	2.2	2.1
Avg. Stride Length [m]	6.6	7.3	7.3	7.4	7.4	7.3	7.1	7.0	6.9	6.8	6.5



[] Ranking at each section and finish
 -.-.- No data available at this section
 NA No data available

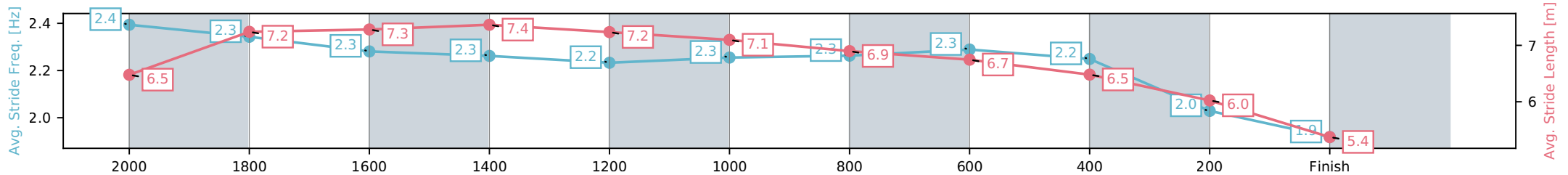
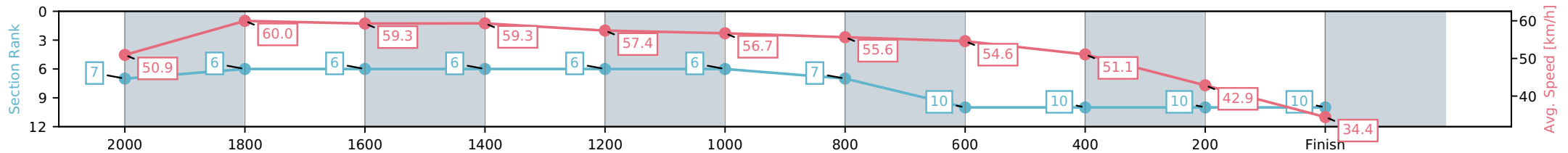
Horse/Jockey Name	El Jasor/Corey Sutherland
Finish Rank	10
Fastest Section Time (Section)	0:12.11 (2000-1800)
Top Speed [km/h] (Section)	63.3 (2000-1800)
Race State	Finished



Sunshine Coast QLD
 Race 4: NEIL MANSELL CONCRETE BENCHMARK 68
 Handicap - 2265m
 21 June 2026 - 1:44PM
 Track Rating: Soft 7, Weather: Fine, Rail Position: +12m Entire Circuit



Section	L2265	L2000	L1800	L1600	L1400	L1200	L1000	L800	L600	L400	L200
Section Times	2:39.08 (0:18.57)	2:20.51 [7] (0:12.11)	2:08.40 [6] (0:12.28)	1:56.12 [6] (0:12.24)	1:43.88 [6] (0:12.69)	1:31.18 [6] (0:12.72)	1:18.47 [6] (0:13.08)	1:05.38 [7] (0:13.43)	0:51.95 [10] (0:14.22)	0:37.73 [10] (0:16.80)	0:20.93 [10] (0:20.93)
Average Speed [km/h]	50.9	60.0	59.3	59.3	57.4	56.7	55.6	54.6	51.1	42.9	34.4
Top Speed [km/h]	63.3	63.3	59.7	60.1	58.1	57.8	56.0	55.5	53.3	46.6	39.2
Avg. Dist. to Rail [m]	3.7	1.3	2.2	3.7	3.8	4.3	4.1	3.1	1.6	2.2	3.5
Avg. Stride Freq. [Hz]	2.4	2.3	2.3	2.3	2.2	2.3	2.3	2.3	2.2	2.0	1.9
Avg. Stride Length [m]	6.5	7.2	7.3	7.4	7.2	7.1	6.9	6.7	6.5	6.0	5.4



- [] Ranking at each section and finish
- :-:- No data available at this section
- NA No data available

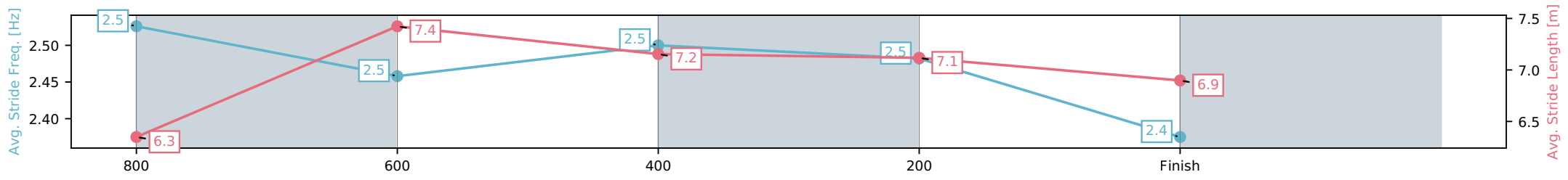
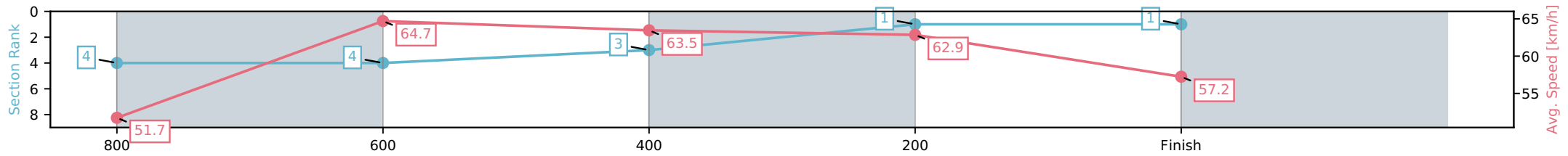
Horse/Jockey Name	Zia Maria/Damien Boche
Finish Rank	1
Fastest Section Time (Section)	0:11.23 (800-600)
Top Speed [km/h] (Section)	66.1 (800-600)
Race State	Finished



Sunshine Coast QLD
 Race 5: NICK & GERRY CLATWORTHY QTIS Two-Year-Old
 Handicap - 1000m
 21 June 2026 - 2:20PM
 Track Rating: Soft 7, Weather: Fine, Rail Position: +12m Entire Circuit



Section	L1000	L800	L600	L400	L200
Section Times	1:00.63 (0:14.01)	0:46.62 [4] (0:11.23)	0:35.39 [4] (0:11.36)	0:24.03 [3] (0:11.47)	0:12.57 [1] (0:12.57)
Average Speed [km/h]	51.7	64.7	63.5	62.9	57.2
Top Speed [km/h]	65.7	66.1	64.5	64.1	61.5
Avg. Dist. to Rail [m]	4.0	2.4	0.2	1.1	2.7
Avg. Stride Freq. [Hz]	2.5	2.5	2.5	2.5	2.4
Avg. Stride Length [m]	6.3	7.4	7.2	7.1	6.9



[] Ranking at each section and finish
 -:-:- No data available at this section
 NA No data available

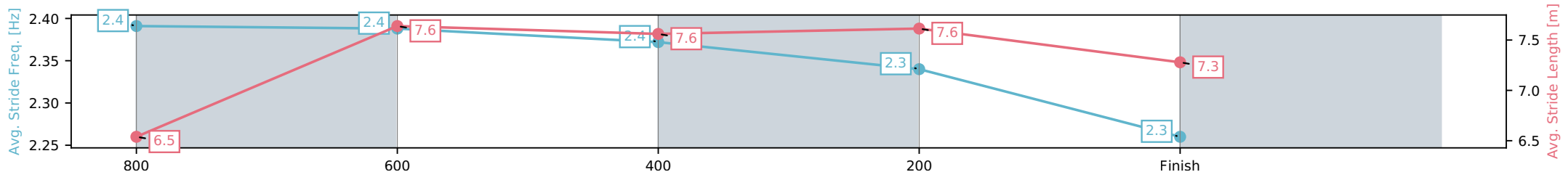
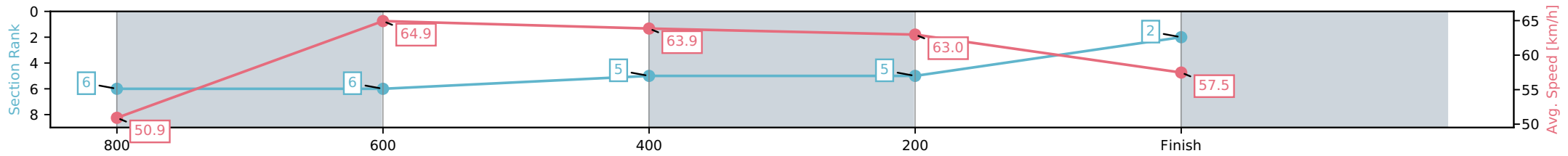
Horse/Jockey Name	Sling/Brandon Lerena
Finish Rank	2
Fastest Section Time (Section)	0:11.22 (800-600)
Top Speed [km/h] (Section)	66.2 (800-600)
Race State	Finished



Sunshine Coast QLD
 Race 5: NICK & GERRY CLATWORTHY QTIS Two-Year-Old
 Handicap - 1000m
 21 June 2026 - 2:20PM
 Track Rating: Soft 7, Weather: Fine, Rail Position: +12m Entire Circuit



Section	L1000	L800	L600	L400	L200
Section Times	1:00.78 (0:14.23)	0:46.55 [6] (0:11.22)	0:35.33 [6] (0:11.43)	0:23.90 [5] (0:11.43)	0:12.47 [5] (0:12.47)
Average Speed [km/h]	50.9	64.9	63.9	63.0	57.5
Top Speed [km/h]	64.4	66.2	64.8	65.4	61.3
Avg. Dist. to Rail [m]	5.1	2.8	2.3	2.9	4.4
Avg. Stride Freq. [Hz]	2.4	2.4	2.4	2.3	2.3
Avg. Stride Length [m]	6.5	7.6	7.6	7.6	7.3



[] Ranking at each section and finish
 -.-.- No data available at this section
 NA No data available

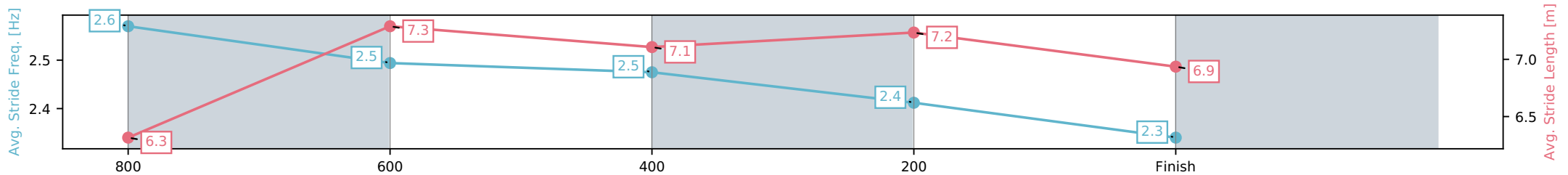
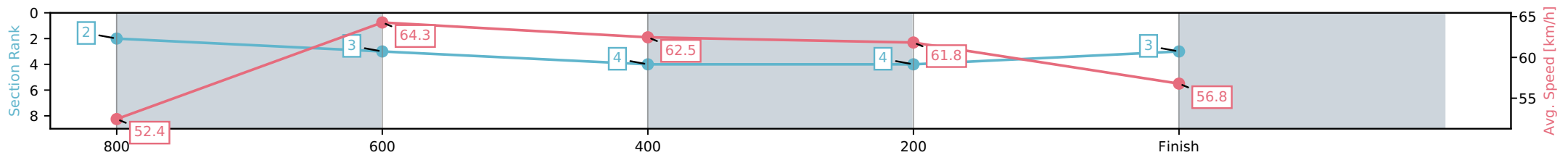
Horse/Jockey Name	Itchintogo/Ryan Maloney
Finish Rank	3
Fastest Section Time (Section)	0:11.27 (800-600)
Top Speed [km/h] (Section)	66.5 (800-600)
Race State	Finished



Sunshine Coast QLD
 Race 5: NICK & GERRY CLATWORTHY QTIS Two-Year-Old
 Handicap - 1000m
 21 June 2026 - 2:20PM
 Track Rating: Soft 7, Weather: Fine, Rail Position: +12m Entire Circuit



Section	L1000	L800	L600	L400	L200
Section Times	1:00.88 (0:13.83)	0:47.05 [2] (0:11.27)	0:35.78 [3] (0:11.50)	0:24.28 [4] (0:11.64)	0:12.64 [4] (0:12.64)
Average Speed [km/h]	52.4	64.3	62.5	61.8	56.8
Top Speed [km/h]	65.6	66.5	63.1	63.2	59.5
Avg. Dist. to Rail [m]	3.9	1.8	0.5	0.8	1.4
Avg. Stride Freq. [Hz]	2.6	2.5	2.5	2.4	2.3
Avg. Stride Length [m]	6.3	7.3	7.1	7.2	6.9



- [] Ranking at each section and finish
- :-:- No data available at this section
- NA No data available

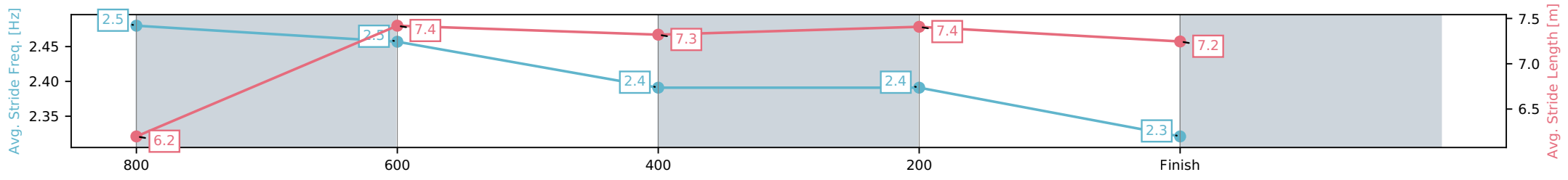
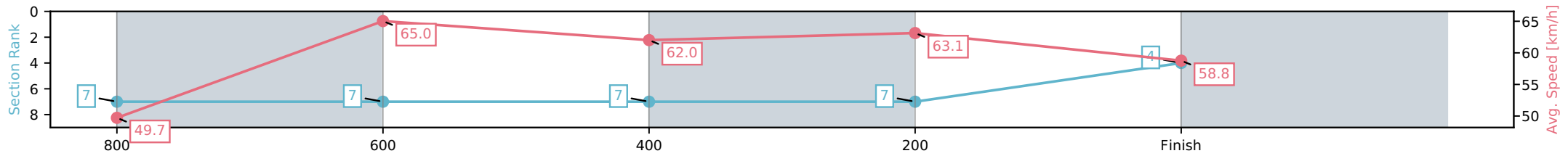
Horse/Jockey Name	Hide The Pierata/Daniel Moor
Finish Rank	4
Fastest Section Time (Section)	0:11.11 (800-600)
Top Speed [km/h] (Section)	65.7 (800-600)
Race State	Finished



Sunshine Coast QLD
 Race 5: NICK & GERRY CLATWORTHY QTIS Two-Year-Old
 Handicap - 1000m
 21 June 2026 - 2:20PM
 Track Rating: Soft 7, Weather: Fine, Rail Position: +12m Entire Circuit



Section	L1000	L800	L600	L400	L200
Section Times	1:00.90 (0:14.60)	0:46.30 [7] (0:11.11)	0:35.20 [7] (0:11.57)	0:23.63 [7] (0:11.41)	0:12.22 [7] (0:12.22)
Average Speed [km/h]	49.7	65.0	62.0	63.1	58.8
Top Speed [km/h]	62.8	65.7	63.4	63.8	62.7
Avg. Dist. to Rail [m]	6.1	1.2	0.5	0.7	3.7
Avg. Stride Freq. [Hz]	2.5	2.5	2.4	2.4	2.3
Avg. Stride Length [m]	6.2	7.4	7.3	7.4	7.2



[] Ranking at each section and finish
 -.-.- No data available at this section
 NA No data available

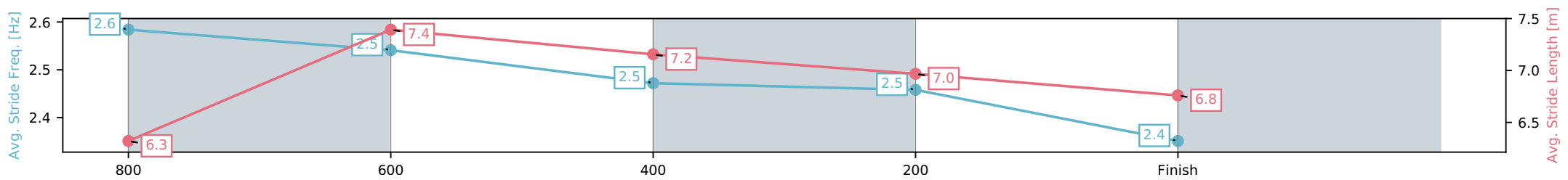
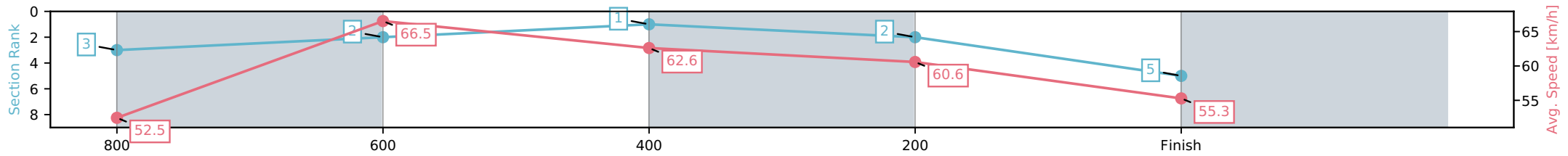
Horse/Jockey Name	Scartoon/Leah Martyn
Finish Rank	5
Fastest Section Time (Section)	0:10.86 (800-600)
Top Speed [km/h] (Section)	68.6 (800-600)
Race State	Finished



Sunshine Coast QLD
 Race 5: NICK & GERRY CLATWORTHY QTIS Two-Year-Old
 Handicap - 1000m
 21 June 2026 - 2:20PM
 Track Rating: Soft 7, Weather: Fine, Rail Position: +12m Entire Circuit



Section	L1000	L800	L600	L400	L200
Section Times	1:01.04 (0:13.87)	0:47.17 [3] (0:10.86)	0:36.30 [2] (0:11.47)	0:24.83 [1] (0:11.89)	0:12.94 [2] (0:12.94)
Average Speed [km/h]	52.5	66.5	62.6	60.6	55.3
Top Speed [km/h]	66.7	68.6	64.1	62.4	60.2
Avg. Dist. to Rail [m]	4.1	1.4	0.4	0.8	2.2
Avg. Stride Freq. [Hz]	2.6	2.5	2.5	2.5	2.4
Avg. Stride Length [m]	6.3	7.4	7.2	7.0	6.8



[] Ranking at each section and finish
 -.-.- No data available at this section
 NA No data available

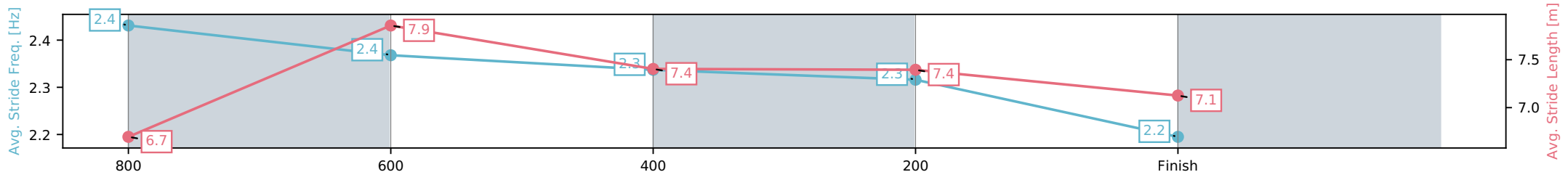
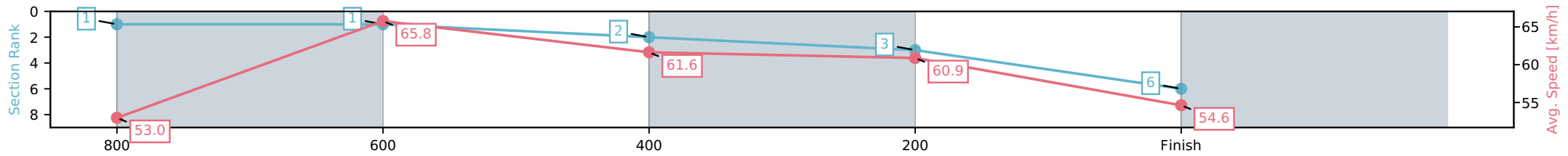
Horse/Jockey Name	Lonesome Star/Courtney Bellamy
Finish Rank	6
Fastest Section Time (Section)	0:10.97 (800-600)
Top Speed [km/h] (Section)	67.8 (800-600)
Race State	Finished



Sunshine Coast QLD
 Race 5: NICK & GERRY CLATWORTHY QTIS Two-Year-Old
 Handicap - 1000m
 21 June 2026 - 2:20PM
 Track Rating: Soft 7, Weather: Fine, Rail Position: +12m Entire Circuit



Section	L1000	L800	L600	L400	L200
Section Times	1:01.15 (0:13.69)	0:47.46 [1] (0:10.97)	0:36.49 [1] (0:11.66)	0:24.82 [2] (0:11.82)	0:13.00 [3] (0:13.00)
Average Speed [km/h]	53.0	65.8	61.6	60.9	54.6
Top Speed [km/h]	66.8	67.8	63.4	62.1	58.7
Avg. Dist. to Rail [m]	2.6	1.0	0.7	0.7	0.4
Avg. Stride Freq. [Hz]	2.4	2.4	2.3	2.3	2.2
Avg. Stride Length [m]	6.7	7.9	7.4	7.4	7.1



[] Ranking at each section and finish
 -:-:- No data available at this section
 NA No data available

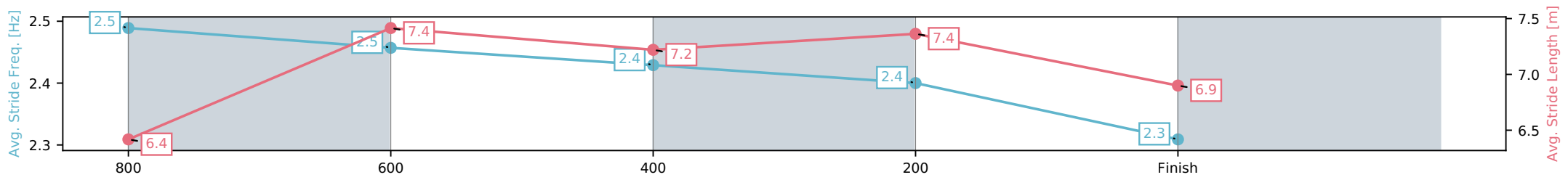
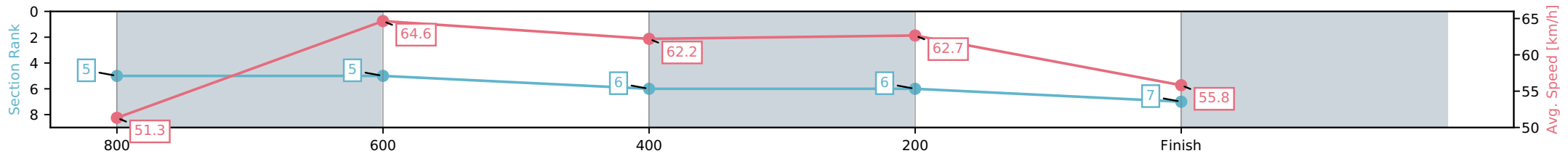
Horse/Jockey Name	I'lltellyouanytime/Emily Lang
Finish Rank	7
Fastest Section Time (Section)	0:11.18 (800-600)
Top Speed [km/h] (Section)	67.0 (800-600)
Race State	Finished



Sunshine Coast QLD
 Race 5: NICK & GERRY CLATWORTHY QTIS Two-Year-Old
 Handicap - 1000m
 21 June 2026 - 2:20PM
 Track Rating: Soft 7, Weather: Fine, Rail Position: +12m Entire Circuit



Section	L1000	L800	L600	L400	L200
Section Times	1:01.26 (0:14.13)	0:47.13 [5] (0:11.18)	0:35.96 [5] (0:11.58)	0:24.38 [6] (0:11.50)	0:12.88 [6] (0:12.88)
Average Speed [km/h]	51.3	64.6	62.2	62.7	55.8
Top Speed [km/h]	64.9	67.0	62.9	64.0	58.9
Avg. Dist. to Rail [m]	1.9	1.0	0.2	0.8	1.5
Avg. Stride Freq. [Hz]	2.5	2.5	2.4	2.4	2.3
Avg. Stride Length [m]	6.4	7.4	7.2	7.4	6.9



[] Ranking at each section and finish
 -.-.- No data available at this section
 NA No data available

Horse/Jockey Name	Racketeer/Damien Boche
Finish Rank	1
Fastest Section Time (Section)	0:11.26 (800-600)
Top Speed [km/h] (Section)	66.9 (1000 - 800)
Race State	Finished



Sunshine Coast QLD

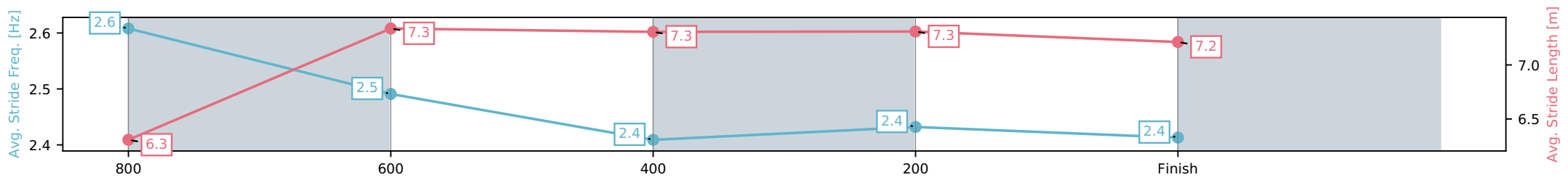
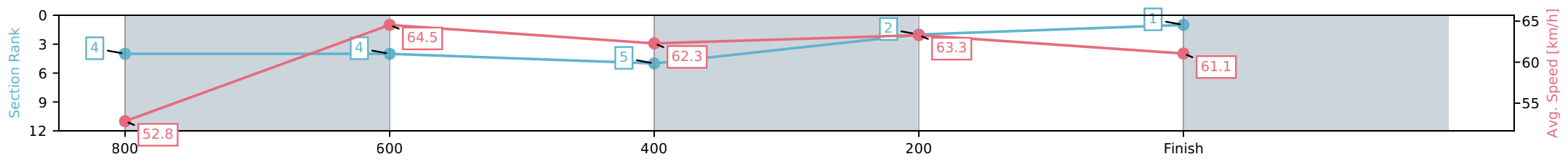
Race 6: FINCIERGE Class 1 Handicap - 1000m

21 June 2026 - 3:00PM



Track Rating: Soft 7, Weather: Fine, Rail Position: +12m Entire Circuit

Section	L1000	L800	L600	L400	L200
Section Times	0:59.75 (0:13.74)	0:46.01 [4] (0:11.26)	0:34.76 [4] (0:11.60)	0:23.16 [5] (0:11.37)	0:11.79 [2] (0:11.79)
Average Speed [km/h]	52.8	64.5	62.3	63.3	61.1
Top Speed [km/h]	66.9	66.3	63.2	64.4	63.6
Avg. Dist. to Rail [m]	3.5	2.3	0.6	1.4	1.7
Avg. Stride Freq. [Hz]	2.6	2.5	2.4	2.4	2.4
Avg. Stride Length [m]	6.3	7.3	7.3	7.3	7.2



[] Ranking at each section and finish
 -:-:- No data available at this section
 NA No data available

Horse/Jockey Name	Whispering Rogue/Cejay Graham
Finish Rank	2
Fastest Section Time (Section)	0:11.30 (800-600)
Top Speed [km/h] (Section)	66.9 (1000 - 800)
Race State	Finished



Sunshine Coast QLD

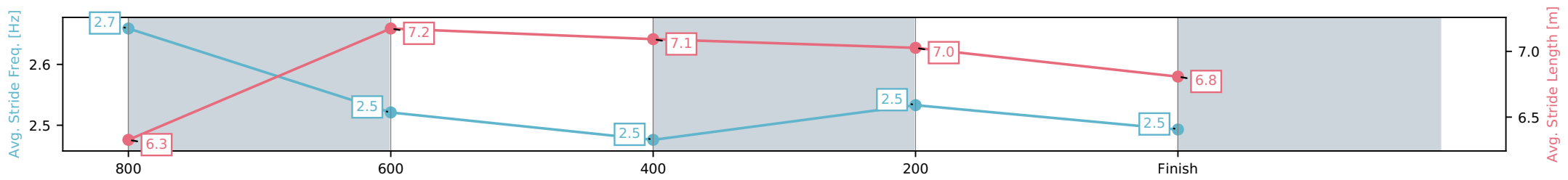
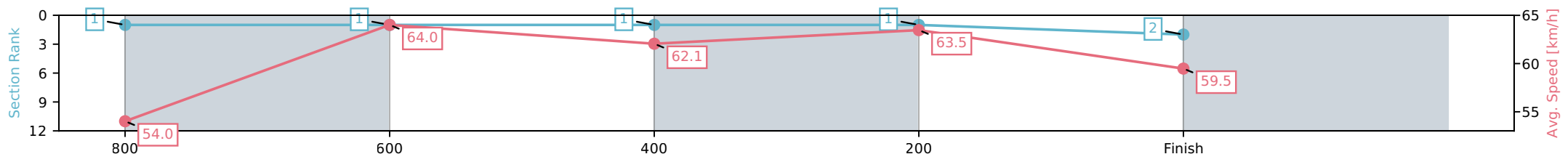
Race 6: FINCIERGE Class 1 Handicap - 1000m

21 June 2026 - 3:00PM



Track Rating: Soft 7, Weather: Fine, Rail Position: +12m Entire Circuit

Section	L1000	L800	L600	L400	L200
Section Times	0:59.76 (0:13.42)	0:46.34 [1] (0:11.30)	0:35.04 [1] (0:11.60)	0:23.44 [1] (0:11.34)	0:12.10 [1] (0:12.10)
Average Speed [km/h]	54.0	64.0	62.1	63.5	59.5
Top Speed [km/h]	66.9	65.2	62.4	64.1	62.5
Avg. Dist. to Rail [m]	8.5	1.5	0.4	0.6	0.3
Avg. Stride Freq. [Hz]	2.7	2.5	2.5	2.5	2.5
Avg. Stride Length [m]	6.3	7.2	7.1	7.0	6.8



[] Ranking at each section and finish
 -:-:- No data available at this section
 NA No data available

Horse/Jockey Name	Believe In Angels/Mark Du Plessis
Finish Rank	3
Fastest Section Time (Section)	0:11.26 (400-200)
Top Speed [km/h] (Section)	65.3 (800-600)
Race State	Finished



Sunshine Coast QLD

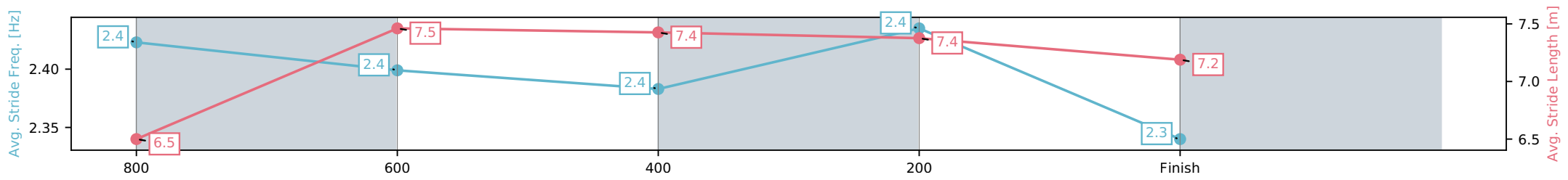
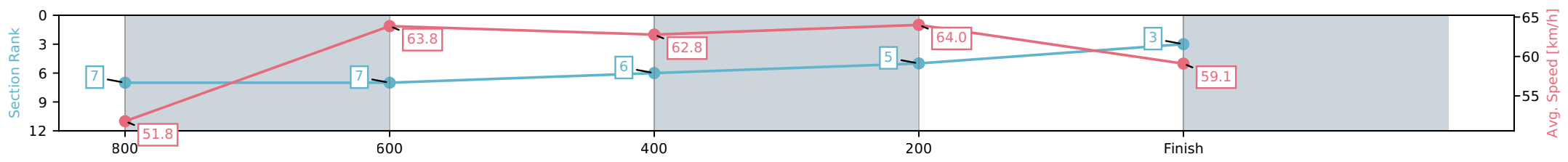
Race 6: FINCIERGE Class 1 Handicap - 1000m

21 June 2026 - 3:00PM



Track Rating: Soft 7, Weather: Fine, Rail Position: +12m Entire Circuit

Section	L1000	L800	L600	L400	L200
Section Times	1:00.17 (0:14.04)	0:46.13 [7] (0:11.36)	0:34.77 [7] (0:11.45)	0:23.32 [6] (0:11.26)	0:12.06 [5] (0:12.06)
Average Speed [km/h]	51.8	63.8	62.8	64.0	59.1
Top Speed [km/h]	63.1	65.3	63.6	64.5	63.1
Avg. Dist. to Rail [m]	8.3	2.3	0.5	2.8	3.7
Avg. Stride Freq. [Hz]	2.4	2.4	2.4	2.4	2.3
Avg. Stride Length [m]	6.5	7.5	7.4	7.4	7.2



[] Ranking at each section and finish
 -:-:- No data available at this section
 NA No data available

Horse/Jockey Name	Rhetoric/Ryan Maloney
Finish Rank	4
Fastest Section Time (Section)	0:11.25 (800-600)
Top Speed [km/h] (Section)	65.8 (800-600)
Race State	Finished



Sunshine Coast QLD

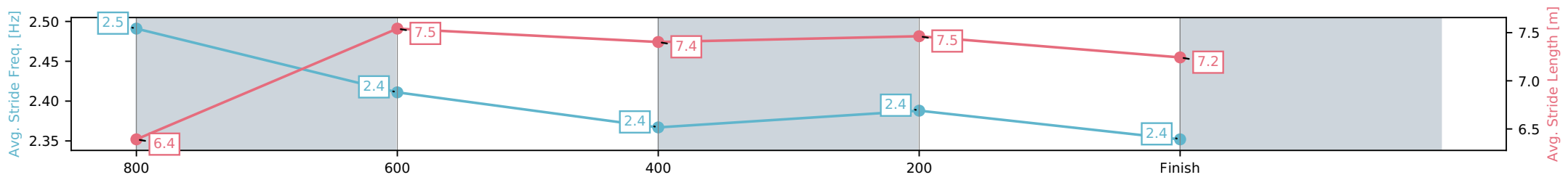
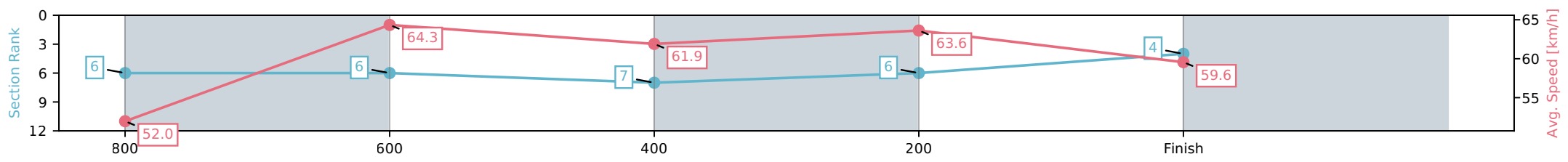
Race 6: FINCIERGE Class 1 Handicap - 1000m

21 June 2026 - 3:00PM



Track Rating: Soft 7, Weather: Fine, Rail Position: +12m Entire Circuit

Section	L1000	L800	L600	L400	L200
Section Times	1:00.26 (0:13.98)	0:46.28 [6] (0:11.25)	0:35.03 [6] (0:11.62)	0:23.41 [7] (0:11.33)	0:12.08 [6] (0:12.08)
Average Speed [km/h]	52.0	64.3	61.9	63.6	59.6
Top Speed [km/h]	65.7	65.8	63.4	64.5	63.2
Avg. Dist. to Rail [m]	7.1	1.5	0.3	3.7	5.4
Avg. Stride Freq. [Hz]	2.5	2.4	2.4	2.4	2.4
Avg. Stride Length [m]	6.4	7.5	7.4	7.5	7.2



[] Ranking at each section and finish
 -:-:- No data available at this section
 NA No data available

Horse/Jockey Name	Pyrolysis/Ben Thompson
Finish Rank	5
Fastest Section Time (Section)	0:11.31 (800-600)
Top Speed [km/h] (Section)	67.3 (800-600)
Race State	Finished



Sunshine Coast QLD

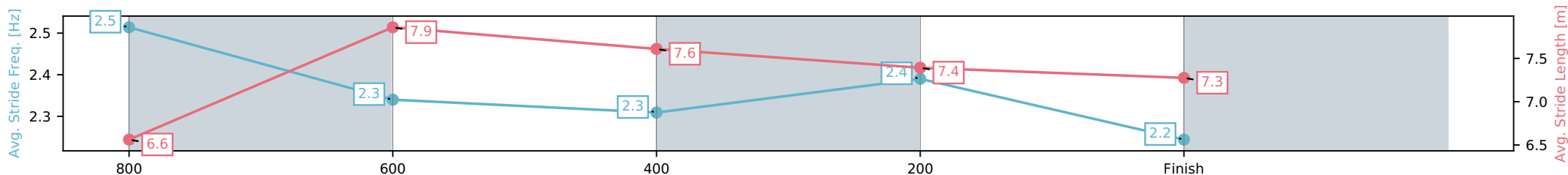
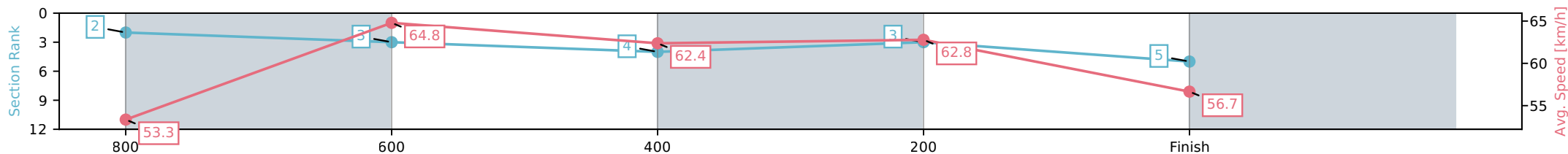
Race 6: FINCIERGE Class 1 Handicap - 1000m

21 June 2026 - 3:00PM



Track Rating: Soft 7, Weather: Fine, Rail Position: +12m Entire Circuit

Section	L1000	L800	L600	L400	L200
Section Times	1:00.69 (0:13.59)	0:47.10 [2] (0:11.31)	0:35.79 [3] (0:11.67)	0:24.12 [4] (0:11.48)	0:12.65 [3] (0:12.65)
Average Speed [km/h]	53.3	64.8	62.4	62.8	56.7
Top Speed [km/h]	67.3	67.3	63.8	63.2	60.8
Avg. Dist. to Rail [m]	6.6	4.1	2.1	3.2	3.8
Avg. Stride Freq. [Hz]	2.5	2.3	2.3	2.4	2.2
Avg. Stride Length [m]	6.6	7.9	7.6	7.4	7.3



- [] Ranking at each section and finish
- :-:- No data available at this section
- NA No data available

Horse/Jockey Name	Kilonova/Bella Youngberry
Finish Rank	6
Fastest Section Time (Section)	0:11.23 (800-600)
Top Speed [km/h] (Section)	68.9 (1000 - 800)
Race State	Finished



Sunshine Coast QLD

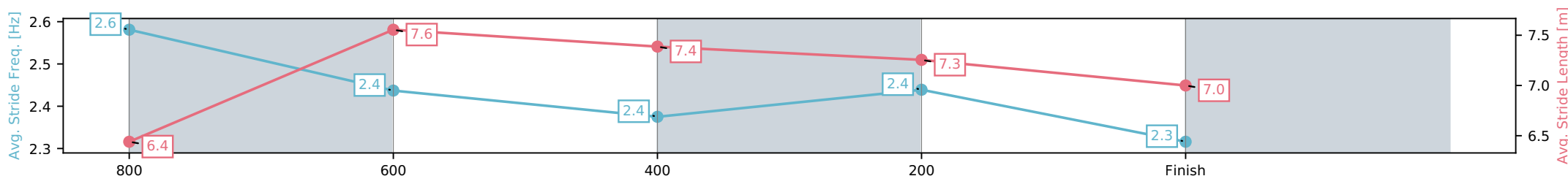
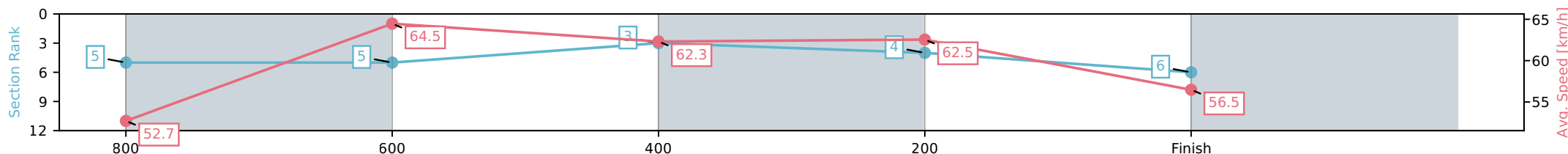
Race 6: FINCIERGE Class 1 Handicap - 1000m

21 June 2026 - 3:00PM



Track Rating: Soft 7, Weather: Fine, Rail Position: +12m Entire Circuit

Section	L1000	L800	L600	L400	L200
Section Times	1:00.82 (0:13.76)	0:47.06 [5] (0:11.23)	0:35.83 [5] (0:11.57)	0:24.26 [3] (0:11.52)	0:12.74 [4] (0:12.74)
Average Speed [km/h]	52.7	64.5	62.3	62.5	56.5
Top Speed [km/h]	68.9	68.4	63.4	63.7	59.9
Avg. Dist. to Rail [m]	1.4	1.3	0.2	1.4	1.4
Avg. Stride Freq. [Hz]	2.6	2.4	2.4	2.4	2.3
Avg. Stride Length [m]	6.4	7.6	7.4	7.3	7.0



- [] Ranking at each section and finish
- :-:- No data available at this section
- NA No data available

Horse/Jockey Name	Street Dazzler/Tiffani Brooker
Finish Rank	7
Fastest Section Time (Section)	0:11.28 (800-600)
Top Speed [km/h] (Section)	66.0 (800-600)
Race State	Finished



Sunshine Coast QLD

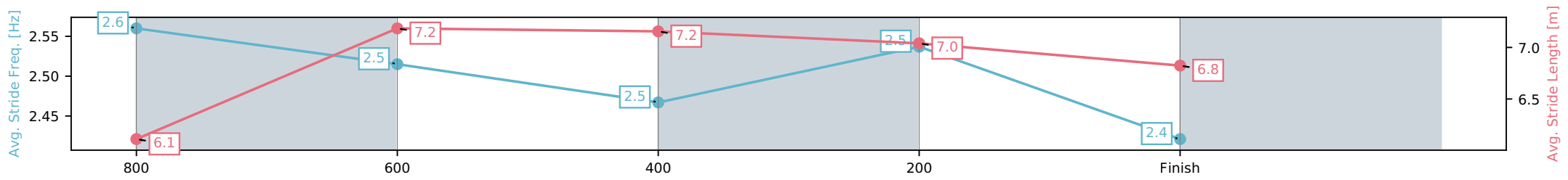
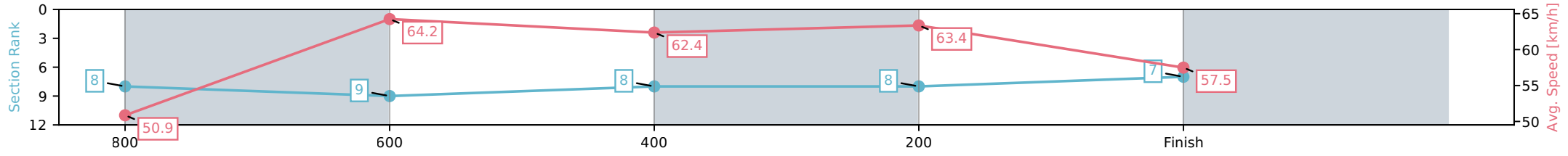
Race 6: FINCIERGE Class 1 Handicap - 1000m

21 June 2026 - 3:00PM



Track Rating: Soft 7, Weather: Fine, Rail Position: +12m Entire Circuit

Section	L1000	L800	L600	L400	L200
Section Times	1:00.93 (0:14.25)	0:46.68 [8] (0:11.28)	0:35.40 [9] (0:11.53)	0:23.87 [8] (0:11.36)	0:12.51 [8] (0:12.51)
Average Speed [km/h]	50.9	64.2	62.4	63.4	57.5
Top Speed [km/h]	64.1	66.0	63.1	64.2	61.4
Avg. Dist. to Rail [m]	3.9	1.5	0.2	0.4	0.1
Avg. Stride Freq. [Hz]	2.6	2.5	2.5	2.5	2.4
Avg. Stride Length [m]	6.1	7.2	7.2	7.0	6.8



[] Ranking at each section and finish
 -:-:- No data available at this section
 NA No data available

Horse/Jockey Name	Far Beyond/Benjamin Osmond
Finish Rank	8
Fastest Section Time (Section)	0:11.28 (800-600)
Top Speed [km/h] (Section)	65.3 (800-600)
Race State	Finished

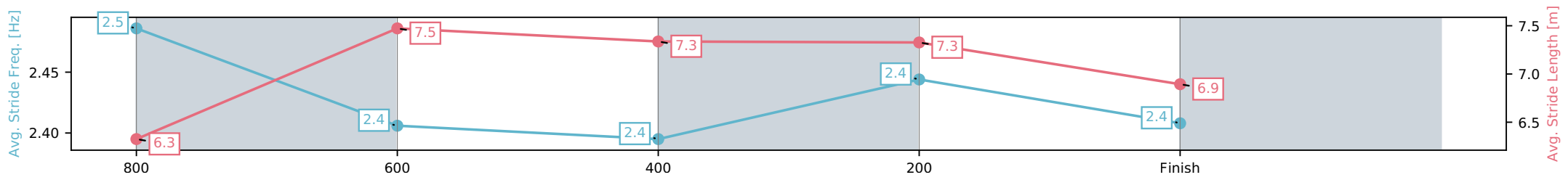
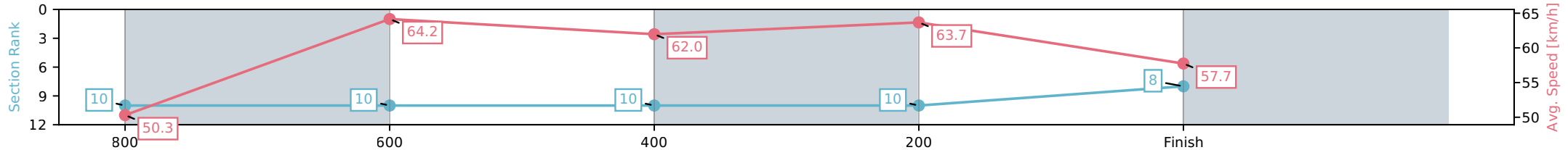


Sunshine Coast QLD
 Race 6: FINCIERGE Class 1 Handicap - 1000m
 21 June 2026 - 3:00PM



Track Rating: Soft 7, Weather: Fine, Rail Position: +12m Entire Circuit

Section	L1000	L800	L600	L400	L200
Section Times	1:01.02 (0:14.44)	0:46.58 [10] (0:11.28)	0:35.29 [10] (0:11.64)	0:23.65 [10] (0:11.32)	0:12.34 [10] (0:12.34)
Average Speed [km/h]	50.3	64.2	62.0	63.7	57.7
Top Speed [km/h]	63.0	65.3	64.3	64.3	61.0
Avg. Dist. to Rail [m]	6.0	1.7	0.5	2.5	4.5
Avg. Stride Freq. [Hz]	2.5	2.4	2.4	2.4	2.4
Avg. Stride Length [m]	6.3	7.5	7.3	7.3	6.9



[] Ranking at each section and finish
 -:-:- No data available at this section
 NA No data available

Horse/Jockey Name	Ralos Star/Rob Thorburn
Finish Rank	9
Fastest Section Time (Section)	0:11.18 (800-600)
Top Speed [km/h] (Section)	66.3 (800-600)
Race State	Finished



Sunshine Coast QLD

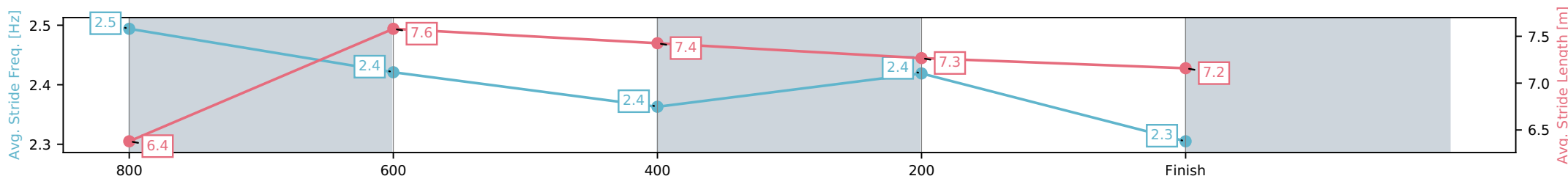
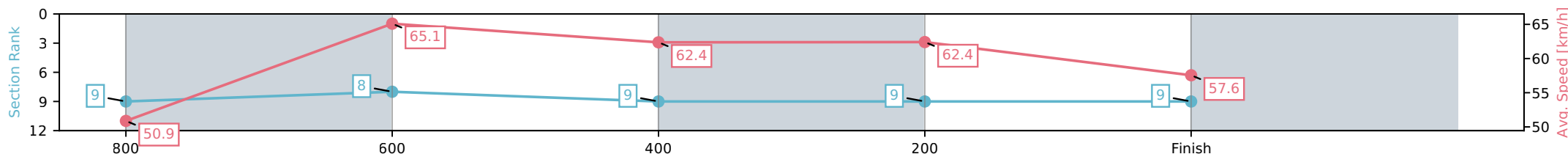
Race 6: FINCIERGE Class 1 Handicap - 1000m

21 June 2026 - 3:00PM



Track Rating: Soft 7, Weather: Fine, Rail Position: +12m Entire Circuit

Section	L1000	L800	L600	L400	L200
Section Times	1:01.13 (0:14.27)	0:46.86 [9] (0:11.18)	0:35.68 [8] (0:11.66)	0:24.02 [9] (0:11.54)	0:12.49 [9] (0:12.49)
Average Speed [km/h]	50.9	65.1	62.4	62.4	57.6
Top Speed [km/h]	64.4	66.3	63.4	62.9	61.6
Avg. Dist. to Rail [m]	5.4	2.8	1.7	4.1	5.0
Avg. Stride Freq. [Hz]	2.5	2.4	2.4	2.4	2.3
Avg. Stride Length [m]	6.4	7.6	7.4	7.3	7.2



- [] Ranking at each section and finish
- :-:- No data available at this section
- NA No data available

Horse/Jockey Name	Point Be/Steph Tierney
Finish Rank	10
Fastest Section Time (Section)	0:11.26 (800-600)
Top Speed [km/h] (Section)	67.3 (1000 - 800)
Race State	Finished



Sunshine Coast QLD

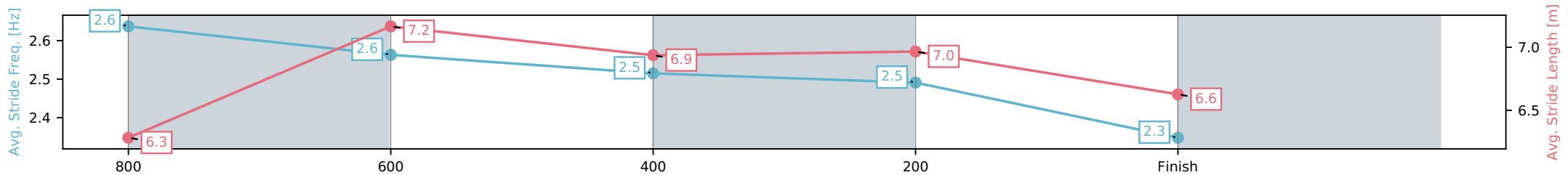
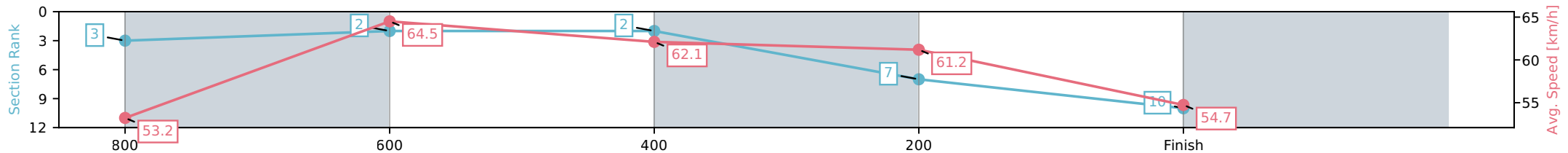
Race 6: FINCIERGE Class 1 Handicap - 1000m

21 June 2026 - 3:00PM



Track Rating: Soft 7, Weather: Fine, Rail Position: +12m Entire Circuit

Section	L1000	L800	L600	L400	L200
Section Times	1:01.38 (0:13.60)	0:47.78 [3] (0:11.26)	0:36.52 [2] (0:11.62)	0:24.90 [2] (0:11.76)	0:13.14 [7] (0:13.14)
Average Speed [km/h]	53.2	64.5	62.1	61.2	54.7
Top Speed [km/h]	67.3	67.1	62.5	62.5	57.5
Avg. Dist. to Rail [m]	5.0	2.4	0.6	1.7	3.1
Avg. Stride Freq. [Hz]	2.6	2.6	2.5	2.5	2.3
Avg. Stride Length [m]	6.3	7.2	6.9	7.0	6.6



- [] Ranking at each section and finish
- :-:- No data available at this section
- NA No data available



Sunshine Coast QLD -

Race 7: AZURA BUILDING GROUP BENCHMARK 58 Handicap - 1200m

21 June 2026 - 3:40PM



Track Rating: Soft 7, Weather: Fine, Rail Position: +12m Entire Circuit

Field Times (Race Tempo) 1:13.91 1:00.22 0:49.02 0:36.79 0:25.02 0:12.97
 (0:13.69) (0:11.20) (0:12.23) (0:11.77) (0:12.05) (0:12.97)

Rank	TAB#	Horse	Overall Time	First 400m	Top Speed km/h (Section)	L1200	L1000	L800	L600	L400	L200		
	(BAR#)	Jockey	Margin (DT-W)	Last 600m	Fastest Section (Time)	Start - 1000	1000 - 800	800 - 600	600 - 400	400 - 200	200 - Finish		
1	2	Moonan Quartz	1:13.91	0:25.31	64.7 (1000-800)	1:13.91	1:00.00 [2]	0:48.59 [2]	0:36.58 [2]	0:24.61 [2]	0:12.82 [2]		
	(5)	Bella Youngberry		0:36.58	1000-800 (0:11.40)	(0:13.91)	(0:11.40)	(0:12.02)	(0:11.97)	(0:11.79)	(0:12.82)		
2	1	Custo	1:14.41	0:25.51	64.7 (1000-800)	1:14.41	1:00.42 [4]	0:48.90 [3]	0:36.93 [3]	0:25.04 [3]	0:13.22 [3]		
	(2)	Olivia Kendal	2.9L (+1)	0:36.93	1000-800 (0:11.52)	(0:13.99)	(0:11.52)	(0:11.97)	(0:11.89)	(0:11.82)	(0:13.22)		
3	9	El Centro	1:14.45	0:25.76	64.4 (1200 - 1000)	1:14.45	1:00.22 [5]	0:48.69 [5]	0:36.82 [4]	0:25.00 [4]	0:13.16 [4]		
	(4)	Brandon Lerena	3.2L (+2)	0:36.82	1000-800 (0:11.53)	(0:14.23)	(0:11.53)	(0:11.87)	(0:11.82)	(0:11.84)	(0:13.16)		
4	8	Vovo	1:14.57	0:24.89	66.9 (1000-800)	1:14.57	1:00.88 [1]	0:49.68 [1]	0:37.45 [1]	0:25.68 [1]	0:13.63 [1]		
	(9)	Fiona Sandkuhl	3.9L (+1)	0:37.45	1000-800 (0:11.20)	(0:13.69)	(0:11.20)	(0:12.23)	(0:11.77)	(0:12.05)	(0:13.63)		
5	14	Encouraged	1:14.60	0:26.03	64.5 (1000-800)	1:14.60	1:00.09 [7]	0:48.58 [7]	0:36.85 [7]	0:24.94 [6]	0:13.03 [5]		
	(7)	Corey Sutherland	4.1L (+1)	0:36.85	1000-800 (0:11.52)	(0:14.51)	(0:11.52)	(0:11.72)	(0:11.91)	(0:11.91)	(0:13.03)		
6	5	Love To Torque	1:14.75	0:25.85	64.5 (1000-800)	1:14.75	1:00.39 [6]	0:48.90 [6]	0:37.07 [6]	0:25.03 [7]	0:13.06 [7]		
	(3)	Steph Tierney	5.0L (+2)	0:37.07	1000-800 (0:11.49)	(0:14.36)	(0:11.49)	(0:11.83)	(0:12.04)	(0:11.97)	(0:13.06)		
7	6	Blitzwater	1:14.85	0:25.63	64.3 (1000-800)	1:14.85	1:00.88 [3]	0:49.22 [4]	0:37.19 [5]	0:25.22 [5]	0:13.21 [6]		
	(6)	Ben Thompson	5.5L (+2)	0:37.19	1000-800 (0:11.66)	(0:13.97)	(0:11.66)	(0:12.03)	(0:11.97)	(0:12.01)	(0:13.21)		
8	12	Zouslayer	1:15.24	0:26.31	64.6 (1000-800)	1:15.24	1:00.46 [9]	0:48.93 [9]	0:36.99 [9]	0:25.04 [8]	0:12.92 [8]		
	(1)	Chris Meehan	7.8L (+1)	0:37.00	1000-800 (0:11.53)	(0:14.78)	(0:11.53)	(0:11.94)	(0:11.95)	(0:12.13)	(0:12.92)		
9	11	Ozzie Invader	1:15.77	0:26.29	64.3 (1000-800)	1:15.77	1:01.04 [8]	0:49.48 [8]	0:37.60 [8]	0:25.46 [9]	0:13.08 [9]		
	(8)	Cejay Graham	10.9L (+2)	0:37.60	1000-800 (0:11.56)	(0:14.73)	(0:11.56)	(0:11.89)	(0:12.14)	(0:12.38)	(0:13.08)		

Scratched: Dushenka (#3), Kilonova (#4), Siesta (#7), Iced Chocolate (#10), I'm Nelson (#13), Rustic Tzar (#15), Immediate (#16), Faithinher (#17)

Report Created: Sun 21 June 2026

(Note: Races are conducted over an approximate distance as close as possible to the advertised distance, and recorded data may vary accordingly. Official times refer to race times only and do not include handicap times.)

[] Position in running at each section and finish TAB# Saddle cloth number
 -:-:- No data available at this section BAR# Barrier/Gate Position
 NA No data available DNF Did not finish
 DNT Did not track DT-W Distance travelled compared to winner in metres

Fastest split
 Fastest section

data processed by TRIPLESDATA

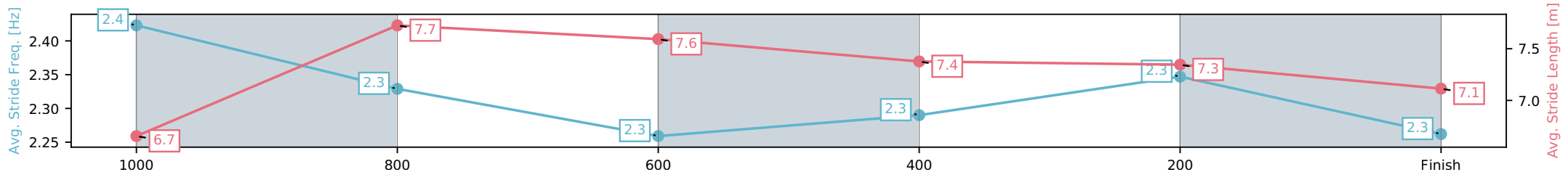
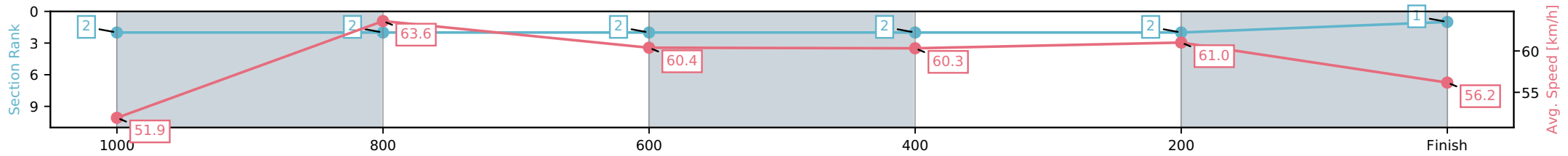
Horse/Jockey Name	Moonan Quartz/Bella Youngberry
Finish Rank	1
Fastest Section Time (Section)	0:11.40 (1000-800)
Top Speed [km/h] (Section)	64.7 (1000-800)
Race State	Finished



Sunshine Coast QLD
 Race 7: AZURA BUILDING GROUP BENCHMARK 58
 Handicap - 1200m
 21 June 2026 - 3:40PM
 Track Rating: Soft 7, Weather: Fine, Rail Position: +12m Entire Circuit



Section	L1200	L1000	L800	L600	L400	L200
Section Times	1:13.91 (0:13.91)	1:00.00 [2] (0:11.40)	0:48.59 [2] (0:12.02)	0:36.58 [2] (0:11.97)	0:24.61 [2] (0:11.79)	0:12.82 [2] (0:12.82)
Average Speed [km/h]	51.9	63.6	60.4	60.3	61.0	56.2
Top Speed [km/h]	64.6	64.7	62.7	61.0	62.1	59.4
Avg. Dist. to Rail [m]	5.3	3.0	1.2	0.7	1.1	2.9
Avg. Stride Freq. [Hz]	2.4	2.3	2.3	2.3	2.3	2.3
Avg. Stride Length [m]	6.7	7.7	7.6	7.4	7.3	7.1



[] Ranking at each section and finish
 -:-:- No data available at this section
 NA No data available

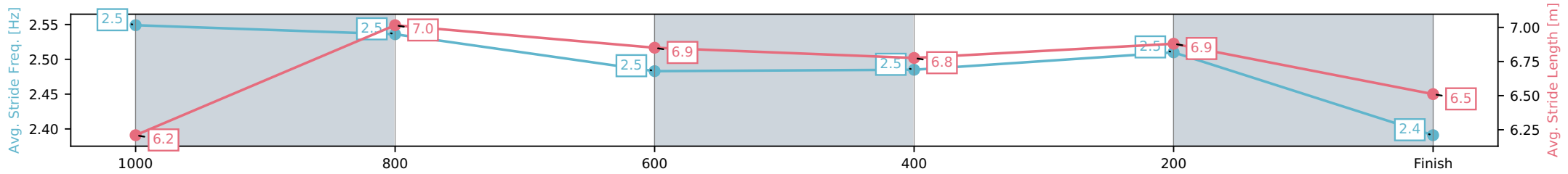
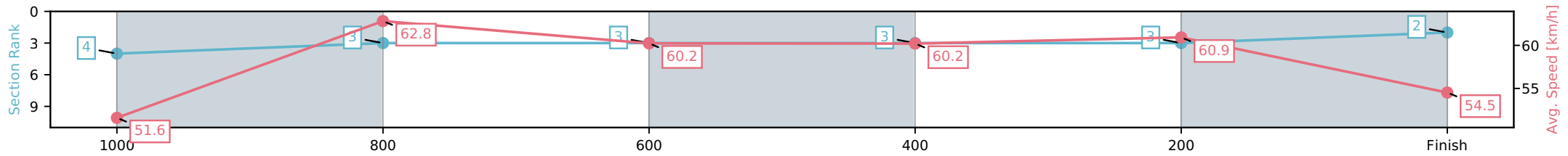
Horse/Jockey Name	Custo/Olivia Kendal
Finish Rank	2
Fastest Section Time (Section)	0:11.52 (1000-800)
Top Speed [km/h] (Section)	64.7 (1000-800)
Race State	Finished



Sunshine Coast QLD
 Race 7: AZURA BUILDING GROUP BENCHMARK 58
 Handicap - 1200m
 21 June 2026 - 3:40PM
 Track Rating: Soft 7, Weather: Fine, Rail Position: +12m Entire Circuit



Section	L1200	L1000	L800	L600	L400	L200
Section Times	1:14.41 (0:13.99)	1:00.42 [4] (0:11.52)	0:48.90 [3] (0:11.97)	0:36.93 [3] (0:11.89)	0:25.04 [3] (0:11.82)	0:13.22 [3] (0:13.22)
Average Speed [km/h]	51.6	62.8	60.2	60.2	60.9	54.5
Top Speed [km/h]	64.7	64.7	61.7	61.4	62.6	58.5
Avg. Dist. to Rail [m]	2.7	1.6	0.6	1.1	0.4	0.8
Avg. Stride Freq. [Hz]	2.5	2.5	2.5	2.5	2.5	2.4
Avg. Stride Length [m]	6.2	7.0	6.9	6.8	6.9	6.5



[] Ranking at each section and finish
 -.-.- No data available at this section
 NA No data available

Horse/Jockey Name	El Centro/Brandon Lerena
Finish Rank	3
Fastest Section Time (Section)	0:11.53 (1000-800)
Top Speed [km/h] (Section)	64.4 (1200 - 1000)
Race State	Finished



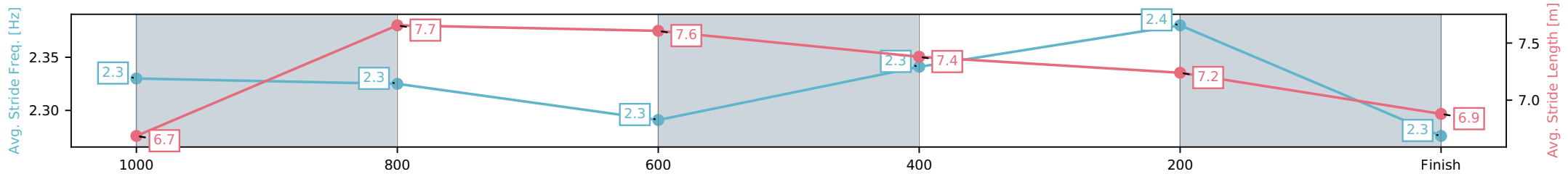
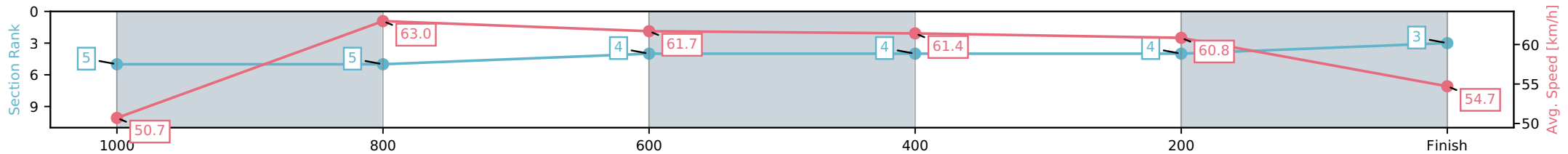
Sunshine Coast QLD
 Race 7: AZURA BUILDING GROUP BENCHMARK 58
 Handicap - 1200m



21 June 2026 - 3:40PM

Track Rating: Soft 7, Weather: Fine, Rail Position: +12m Entire Circuit

Section	L1200	L1000	L800	L600	L400	L200
Section Times	1:14.45 (0:14.23)	1:00.22 [5] (0:11.53)	0:48.69 [5] (0:11.87)	0:36.82 [4] (0:11.82)	0:25.00 [4] (0:11.84)	0:13.16 [4] (0:13.16)
Average Speed [km/h]	50.7	63.0	61.7	61.4	60.8	54.7
Top Speed [km/h]	64.4	64.4	62.9	62.6	62.4	58.4
Avg. Dist. to Rail [m]	4.1	3.0	2.8	1.6	2.6	2.5
Avg. Stride Freq. [Hz]	2.3	2.3	2.3	2.3	2.4	2.3
Avg. Stride Length [m]	6.7	7.7	7.6	7.4	7.2	6.9



- [] Ranking at each section and finish
- :-:- No data available at this section
- NA No data available

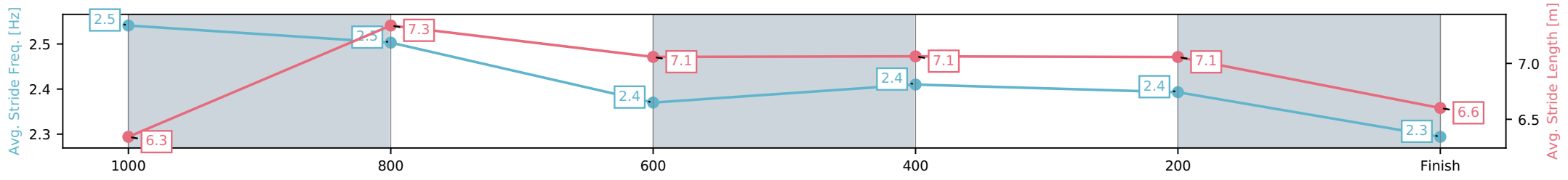
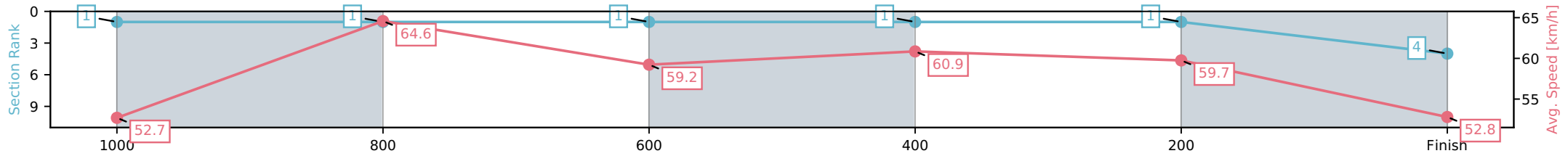
Horse/Jockey Name	Vovo/Fiona Sandkuhl
Finish Rank	4
Fastest Section Time (Section)	0:11.20 (1000-800)
Top Speed [km/h] (Section)	66.9 (1000-800)
Race State	Finished



Sunshine Coast QLD
 Race 7: AZURA BUILDING GROUP BENCHMARK 58
 Handicap - 1200m
 21 June 2026 - 3:40PM
 Track Rating: Soft 7, Weather: Fine, Rail Position: +12m Entire Circuit



Section	L1200	L1000	L800	L600	L400	L200
Section Times	1:14.57 (0:13.69)	1:00.88 [1] (0:11.20)	0:49.68 [1] (0:12.23)	0:37.45 [1] (0:11.77)	0:25.68 [1] (0:12.05)	0:13.63 [1] (0:13.63)
Average Speed [km/h]	52.7	64.6	59.2	60.9	59.7	52.8
Top Speed [km/h]	66.3	66.9	60.2	62.1	61.8	56.6
Avg. Dist. to Rail [m]	8.6	1.9	1.1	1.0	0.3	0.3
Avg. Stride Freq. [Hz]	2.5	2.5	2.4	2.4	2.4	2.3
Avg. Stride Length [m]	6.3	7.3	7.1	7.1	7.1	6.6



[] Ranking at each section and finish
 -.-.- No data available at this section
 NA No data available

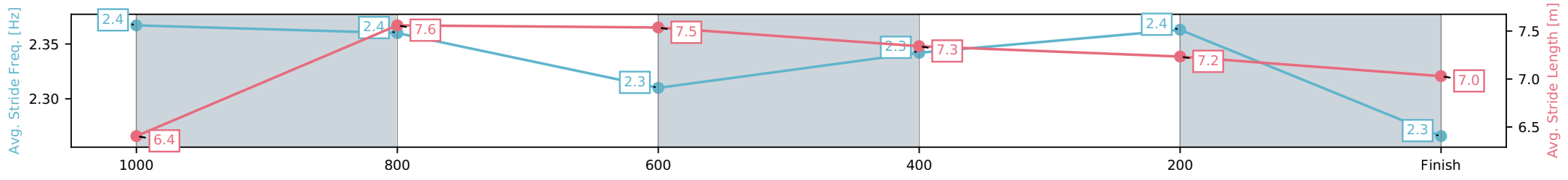
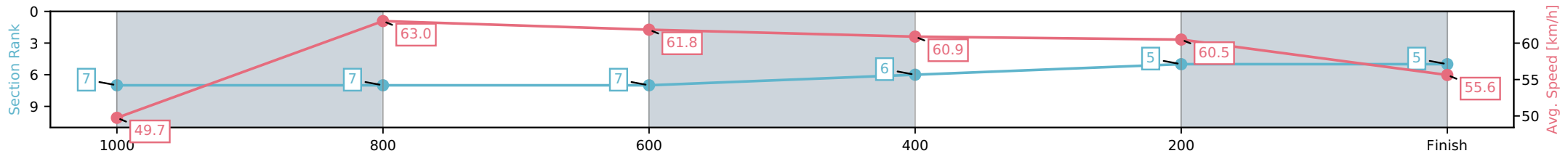
Horse/Jockey Name	Encouraged/Corey Sutherland
Finish Rank	5
Fastest Section Time (Section)	0:11.52 (1000-800)
Top Speed [km/h] (Section)	64.5 (1000-800)
Race State	Finished



Sunshine Coast QLD
 Race 7: AZURA BUILDING GROUP BENCHMARK 58
 Handicap - 1200m
 21 June 2026 - 3:40PM
 Track Rating: Soft 7, Weather: Fine, Rail Position: +12m Entire Circuit



Section	L1200	L1000	L800	L600	L400	L200
Section Times	1:14.60 (0:14.51)	1:00.09 [7] (0:11.52)	0:48.58 [7] (0:11.72)	0:36.85 [7] (0:11.91)	0:24.94 [6] (0:11.91)	0:13.03 [5] (0:13.03)
Average Speed [km/h]	49.7	63.0	61.8	60.9	60.5	55.6
Top Speed [km/h]	64.1	64.5	62.7	61.5	61.2	59.0
Avg. Dist. to Rail [m]	5.7	2.7	1.3	1.4	3.4	4.5
Avg. Stride Freq. [Hz]	2.4	2.4	2.3	2.3	2.4	2.3
Avg. Stride Length [m]	6.4	7.6	7.5	7.3	7.2	7.0



[] Ranking at each section and finish
 -.-.- No data available at this section
 NA No data available

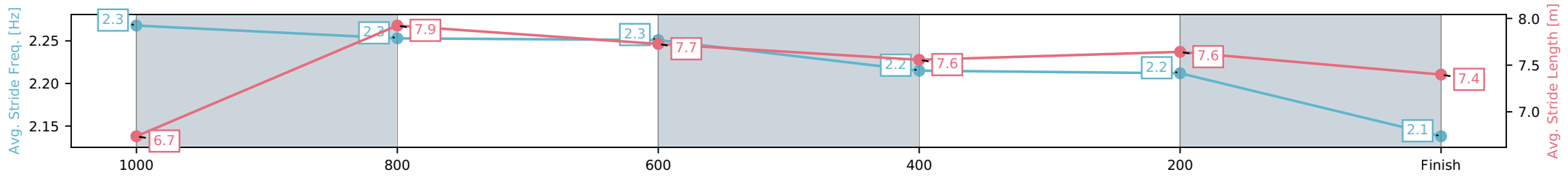
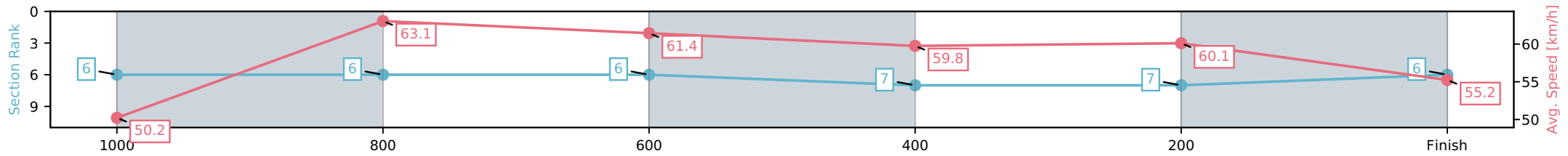
Horse/Jockey Name	Love To Torque/Steph Tierney
Finish Rank	6
Fastest Section Time (Section)	0:11.49 (1000-800)
Top Speed [km/h] (Section)	64.5 (1000-800)
Race State	Finished



Sunshine Coast QLD
 Race 7: AZURA BUILDING GROUP BENCHMARK 58
 Handicap - 1200m
 21 June 2026 - 3:40PM
 Track Rating: Soft 7, Weather: Fine, Rail Position: +12m Entire Circuit



Section	L1200	L1000	L800	L600	L400	L200
Section Times	1:14.75 (0:14.36)	1:00.39 [6] (0:11.49)	0:48.90 [6] (0:11.83)	0:37.07 [6] (0:12.04)	0:25.03 [7] (0:11.97)	0:13.06 [7] (0:13.06)
Average Speed [km/h]	50.2	63.1	61.4	59.8	60.1	55.2
Top Speed [km/h]	63.9	64.5	62.4	60.4	60.5	59.1
Avg. Dist. to Rail [m]	3.8	2.3	1.4	0.6	0.6	0.6
Avg. Stride Freq. [Hz]	2.3	2.3	2.3	2.2	2.2	2.1
Avg. Stride Length [m]	6.7	7.9	7.7	7.6	7.6	7.4



[] Ranking at each section and finish
 -.-.- No data available at this section
 NA No data available

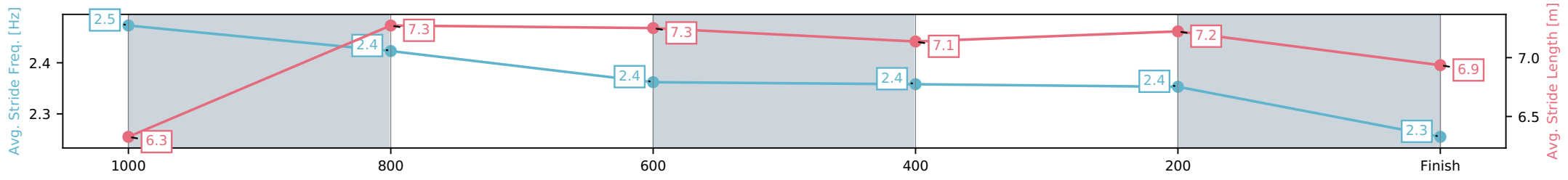
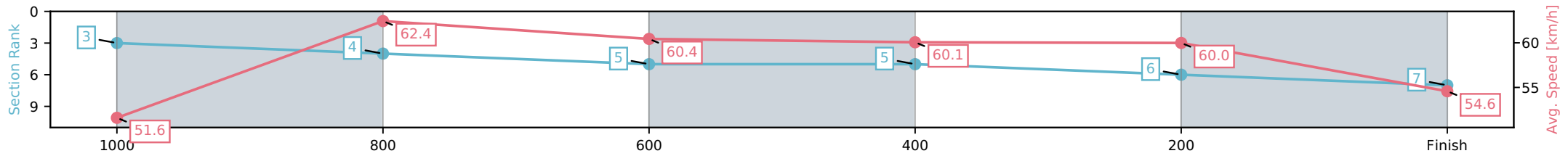
Horse/Jockey Name	Blitzwater/Ben Thompson
Finish Rank	7
Fastest Section Time (Section)	0:11.66 (1000-800)
Top Speed [km/h] (Section)	64.3 (1000-800)
Race State	Finished



Sunshine Coast QLD
 Race 7: AZURA BUILDING GROUP BENCHMARK 58
 Handicap - 1200m
 21 June 2026 - 3:40PM
 Track Rating: Soft 7, Weather: Fine, Rail Position: +12m Entire Circuit



Section	L1200	L1000	L800	L600	L400	L200
Section Times	1:14.85 (0:13.97)	1:00.88 [3] (0:11.66)	0:49.22 [4] (0:12.03)	0:37.19 [5] (0:11.97)	0:25.22 [5] (0:12.01)	0:13.21 [6] (0:13.21)
Average Speed [km/h]	51.6	62.4	60.4	60.1	60.0	54.6
Top Speed [km/h]	63.1	64.3	62.8	60.5	60.7	58.0
Avg. Dist. to Rail [m]	6.6	4.0	1.8	0.6	0.6	0.8
Avg. Stride Freq. [Hz]	2.5	2.4	2.4	2.4	2.4	2.3
Avg. Stride Length [m]	6.3	7.3	7.3	7.1	7.2	6.9



[] Ranking at each section and finish
 -.-.- No data available at this section
 NA No data available

Horse/Jockey Name	Zouslayer/Chris Meehan
Finish Rank	8
Fastest Section Time (Section)	0:11.53 (1000-800)
Top Speed [km/h] (Section)	64.6 (1000-800)
Race State	Finished

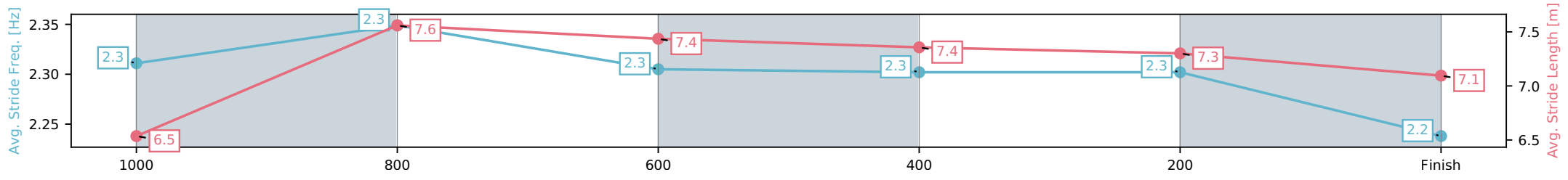
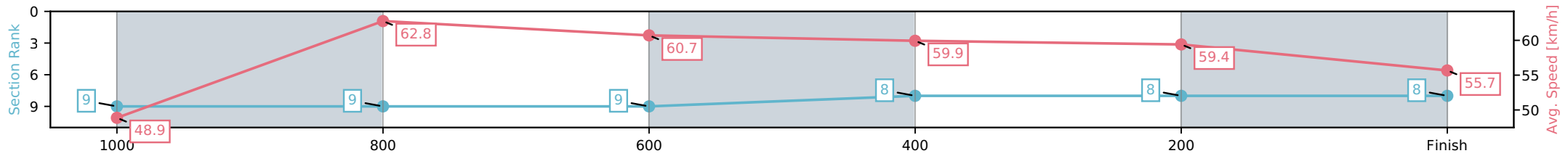


Sunshine Coast QLD
 Race 7: AZURA BUILDING GROUP BENCHMARK 58
 Handicap - 1200m
 21 June 2026 - 3:40PM



Track Rating: Soft 7, Weather: Fine, Rail Position: +12m Entire Circuit

Section	L1200	L1000	L800	L600	L400	L200
Section Times	1:15.24 (0:14.78)	1:00.46 [9] (0:11.53)	0:48.93 [9] (0:11.94)	0:36.99 [9] (0:11.95)	0:25.04 [8] (0:12.13)	0:12.92 [8] (0:12.92)
Average Speed [km/h]	48.9	62.8	60.7	59.9	59.4	55.7
Top Speed [km/h]	63.3	64.6	61.4	60.6	60.2	58.2
Avg. Dist. to Rail [m]	2.6	2.1	1.1	1.0	2.0	3.1
Avg. Stride Freq. [Hz]	2.3	2.3	2.3	2.3	2.3	2.2
Avg. Stride Length [m]	6.5	7.6	7.4	7.4	7.3	7.1



[] Ranking at each section and finish
 -:-:- No data available at this section
 NA No data available

Horse/Jockey Name	Ozzie Invader/Cejay Graham
Finish Rank	9
Fastest Section Time (Section)	0:11.56 (1000-800)
Top Speed [km/h] (Section)	64.3 (1000-800)
Race State	Finished

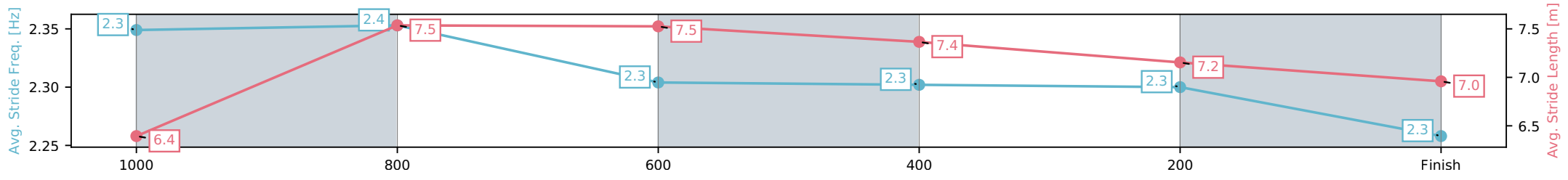
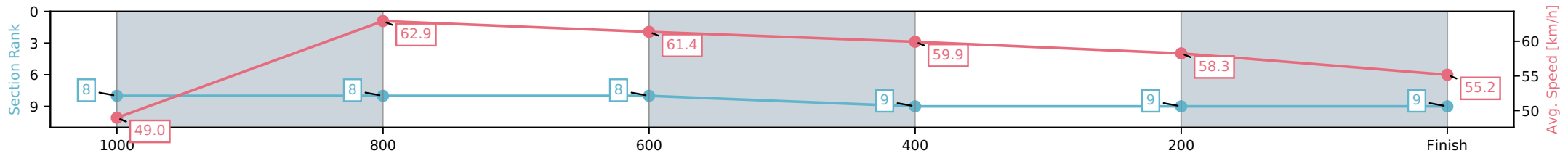


Sunshine Coast QLD
 Race 7: AZURA BUILDING GROUP BENCHMARK 58
 Handicap - 1200m
 21 June 2026 - 3:40PM



Track Rating: Soft 7, Weather: Fine, Rail Position: +12m Entire Circuit

Section	L1200	L1000	L800	L600	L400	L200
Section Times	1:15.77 (0:14.73)	1:01.04 [8] (0:11.56)	0:49.48 [8] (0:11.89)	0:37.60 [8] (0:12.14)	0:25.46 [9] (0:12.38)	0:13.08 [9] (0:13.08)
Average Speed [km/h]	49.0	62.9	61.4	59.9	58.3	55.2
Top Speed [km/h]	62.8	64.3	61.9	61.3	59.4	57.0
Avg. Dist. to Rail [m]	7.4	3.5	2.2	2.0	2.2	0.3
Avg. Stride Freq. [Hz]	2.3	2.4	2.3	2.3	2.3	2.3
Avg. Stride Length [m]	6.4	7.5	7.5	7.4	7.2	7.0



[] Ranking at each section and finish
 -:-:- No data available at this section
 NA No data available

Horse/Jockey Name	Rustemo/Benjamin Osmond
Finish Rank	1
Fastest Section Time (Section)	0:11.53 (400-200)
Top Speed [km/h] (Section)	63.9 (1200-1000)
Race State	Finished



Sunshine Coast QLD

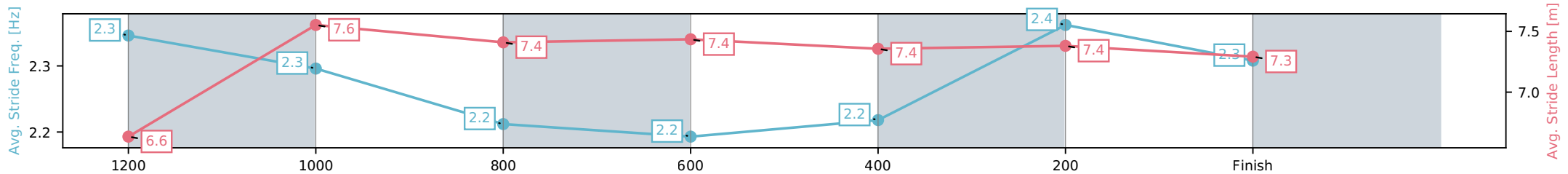
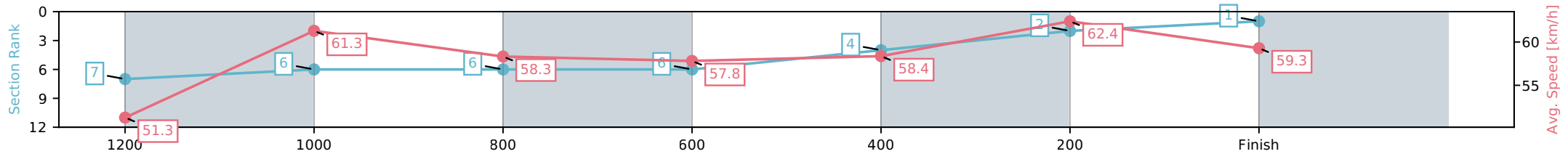
Race 8: TAB BENCHMARK 65 Handicap - 1400m

21 June 2026 - 4:20PM



Track Rating: Soft 7, Weather: Fine, Rail Position: +12m Entire Circuit

Section	L1400	L1200	L1000	L800	L600	L400	L200
Section Times	1:26.85 (0:14.05)	1:12.80 [7] (0:11.77)	1:01.03 [6] (0:12.46)	0:48.57 [6] (0:12.53)	0:36.04 [6] (0:12.35)	0:23.68 [4] (0:11.53)	0:12.16 [2] (0:12.16)
Average Speed [km/h]	51.3	61.3	58.3	57.8	58.4	62.4	59.3
Top Speed [km/h]	63.3	63.9	58.6	58.8	60.8	63.1	62.4
Avg. Dist. to Rail [m]	4.0	4.0	3.4	1.3	0.3	3.0	3.5
Avg. Stride Freq. [Hz]	2.3	2.3	2.2	2.2	2.2	2.4	2.3
Avg. Stride Length [m]	6.6	7.6	7.4	7.4	7.4	7.4	7.3



- [] Ranking at each section and finish
- :-:- No data available at this section
- NA No data available

Horse/Jockey Name	Aliquam/Kayla Johnston
Finish Rank	2
Fastest Section Time (Section)	0:11.62 (1200-1000)
Top Speed [km/h] (Section)	64.1 (1400 - 1200)
Race State	Finished



Sunshine Coast QLD

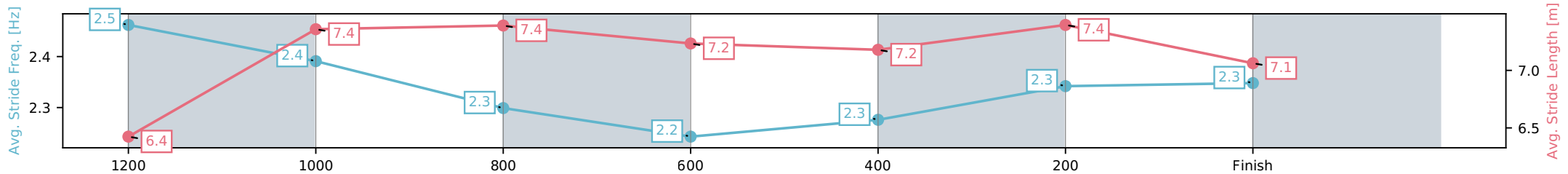
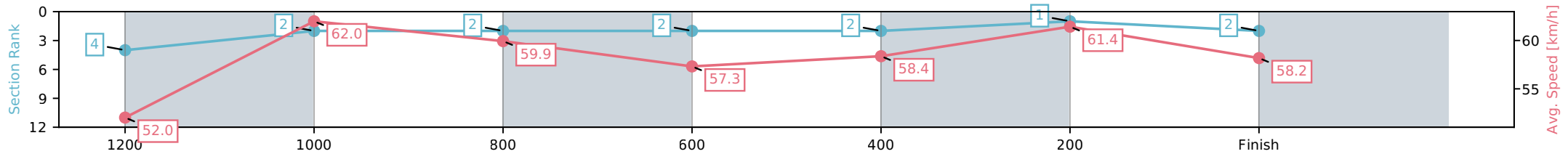
Race 8: TAB BENCHMARK 65 Handicap - 1400m

21 June 2026 - 4:20PM



Track Rating: Soft 7, Weather: Fine, Rail Position: +12m Entire Circuit

Section	L1400	L1200	L1000	L800	L600	L400	L200
Section Times	1:26.99 (0:13.88)	1:13.11 [4] (0:11.62)	1:01.49 [2] (0:12.13)	0:49.36 [2] (0:12.80)	0:36.56 [2] (0:12.49)	0:24.07 [2] (0:11.73)	0:12.34 [1] (0:12.34)
Average Speed [km/h]	52.0	62.0	59.9	57.3	58.4	61.4	58.2
Top Speed [km/h]	64.1	63.9	61.2	58.1	60.3	62.4	60.5
Avg. Dist. to Rail [m]	10.0	5.8	3.7	3.2	2.3	2.8	3.1
Avg. Stride Freq. [Hz]	2.5	2.4	2.3	2.2	2.3	2.3	2.3
Avg. Stride Length [m]	6.4	7.4	7.4	7.2	7.2	7.4	7.1



- [] Ranking at each section and finish
- :-:- No data available at this section
- NA No data available

Horse/Jockey Name	Puff 'N' Harry/Damien Boche
Finish Rank	3
Fastest Section Time (Section)	0:11.68 (1200-1000)
Top Speed [km/h] (Section)	64.8 (1400 - 1200)
Race State	Finished



Sunshine Coast QLD

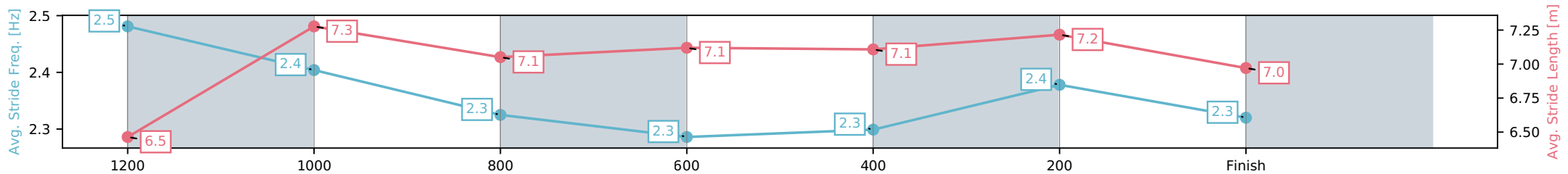
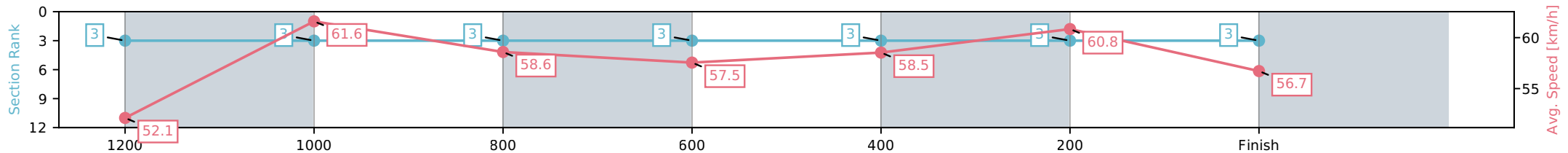
Race 8: TAB BENCHMARK 65 Handicap - 1400m

21 June 2026 - 4:20PM



Track Rating: Soft 7, Weather: Fine, Rail Position: +12m Entire Circuit

Section	L1400	L1200	L1000	L800	L600	L400	L200
Section Times	1:27.56 (0:13.84)	1:13.72 [3] (0:11.68)	1:02.04 [3] (0:12.41)	0:49.63 [3] (0:12.68)	0:36.95 [3] (0:12.38)	0:24.57 [3] (0:11.83)	0:12.74 [3] (0:12.74)
Average Speed [km/h]	52.1	61.6	58.6	57.5	58.5	60.8	56.7
Top Speed [km/h]	64.8	64.3	59.3	58.0	60.2	61.4	59.4
Avg. Dist. to Rail [m]	5.7	3.8	3.1	2.0	1.4	2.8	4.0
Avg. Stride Freq. [Hz]	2.5	2.4	2.3	2.3	2.3	2.4	2.3
Avg. Stride Length [m]	6.5	7.3	7.1	7.1	7.1	7.2	7.0



[] Ranking at each section and finish
 -:-:- No data available at this section
 NA No data available

Horse/Jockey Name	Trapedo/Cejay Graham
Finish Rank	4
Fastest Section Time (Section)	0:11.66 (1200-1000)
Top Speed [km/h] (Section)	63.9 (1200-1000)
Race State	Finished



Sunshine Coast QLD

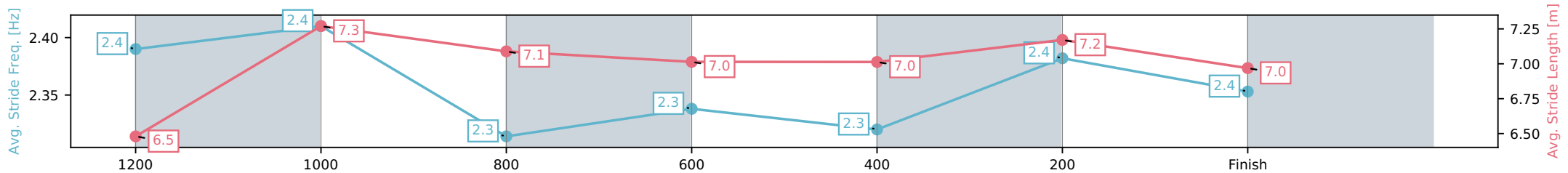
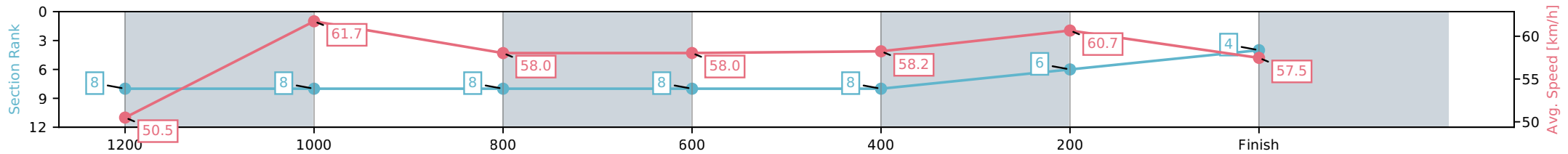
Race 8: TAB BENCHMARK 65 Handicap - 1400m

21 June 2026 - 4:20PM



Track Rating: Soft 7, Weather: Fine, Rail Position: +12m Entire Circuit

Section	L1400	L1200	L1000	L800	L600	L400	L200
Section Times	1:27.89 (0:14.31)	1:13.58 [8] (0:11.66)	1:01.92 [8] (0:12.52)	0:49.40 [8] (0:12.56)	0:36.84 [8] (0:12.46)	0:24.38 [8] (0:11.87)	0:12.51 [6] (0:12.51)
Average Speed [km/h]	50.5	61.7	58.0	58.0	58.2	60.7	57.5
Top Speed [km/h]	63.4	63.9	58.7	60.0	60.4	61.1	60.2
Avg. Dist. to Rail [m]	6.2	3.3	3.1	2.1	1.5	3.3	4.8
Avg. Stride Freq. [Hz]	2.4	2.4	2.3	2.3	2.3	2.4	2.4
Avg. Stride Length [m]	6.5	7.3	7.1	7.0	7.0	7.2	7.0



- [] Ranking at each section and finish
- :-:- No data available at this section
- NA No data available

Horse/Jockey Name	Fortuneer/Bailey Wheeler
Finish Rank	5
Fastest Section Time (Section)	0:11.57 (1200-1000)
Top Speed [km/h] (Section)	64.9 (1400 - 1200)
Race State	Finished



Sunshine Coast QLD

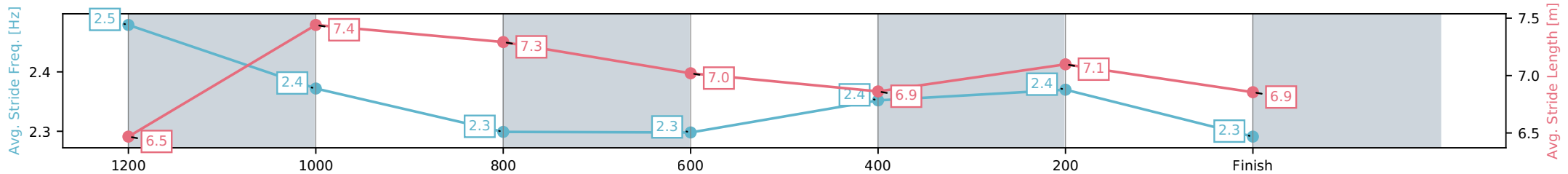
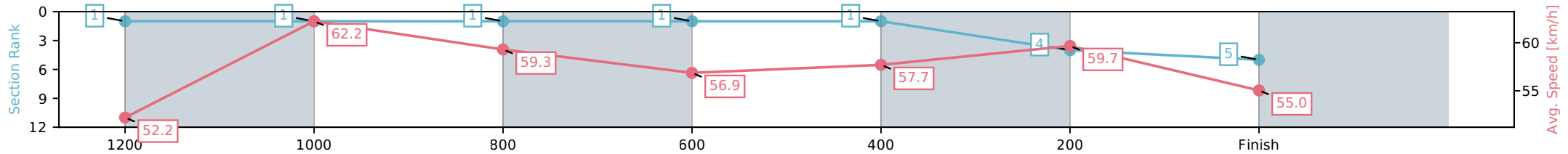
Race 8: TAB BENCHMARK 65 Handicap - 1400m

21 June 2026 - 4:20PM



Track Rating: Soft 7, Weather: Fine, Rail Position: +12m Entire Circuit

Section	L1400	L1200	L1000	L800	L600	L400	L200
Section Times	1:27.93 (0:13.82)	1:14.11 [1] (0:11.57)	1:02.54 [1] (0:12.19)	0:50.34 [1] (0:12.73)	0:37.62 [1] (0:12.52)	0:25.09 [1] (0:12.07)	0:13.02 [4] (0:13.02)
Average Speed [km/h]	52.2	62.2	59.3	56.9	57.7	59.7	55.0
Top Speed [km/h]	64.9	64.1	60.0	58.3	59.5	60.8	58.5
Avg. Dist. to Rail [m]	8.7	5.9	2.0	0.8	0.8	2.2	2.3
Avg. Stride Freq. [Hz]	2.5	2.4	2.3	2.3	2.4	2.4	2.3
Avg. Stride Length [m]	6.5	7.4	7.3	7.0	6.9	7.1	6.9



[] Ranking at each section and finish
 -:-:- No data available at this section
 NA No data available

Horse/Jockey Name	Pireonti/Corey Sutherland
Finish Rank	6
Fastest Section Time (Section)	0:11.73 (1200-1000)
Top Speed [km/h] (Section)	64.9 (1400 - 1200)
Race State	Finished



Sunshine Coast QLD

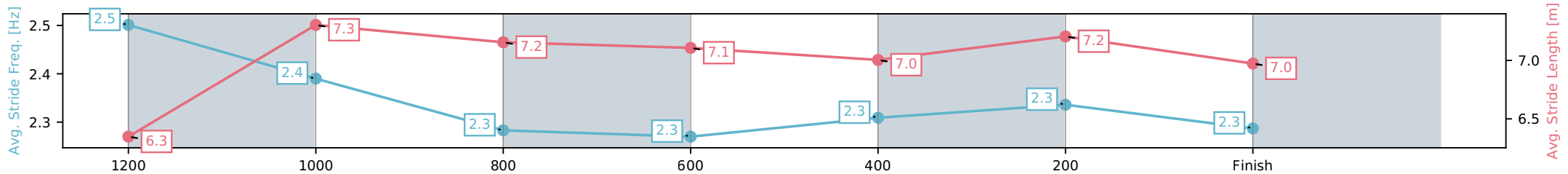
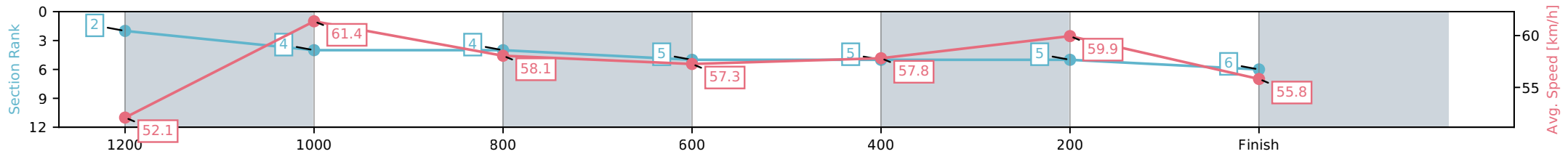
Race 8: TAB BENCHMARK 65 Handicap - 1400m

21 June 2026 - 4:20PM



Track Rating: Soft 7, Weather: Fine, Rail Position: +12m Entire Circuit

Section	L1400	L1200	L1000	L800	L600	L400	L200
Section Times	1:28.05 (0:13.84)	1:14.21 [2] (0:11.73)	1:02.48 [4] (0:12.49)	0:49.99 [4] (0:12.70)	0:37.29 [5] (0:12.51)	0:24.78 [5] (0:12.01)	0:12.77 [5] (0:12.77)
Average Speed [km/h]	52.1	61.4	58.1	57.3	57.8	59.9	55.8
Top Speed [km/h]	64.9	64.4	58.7	58.0	59.6	60.6	58.6
Avg. Dist. to Rail [m]	4.7	3.1	2.4	1.6	1.0	3.1	8.6
Avg. Stride Freq. [Hz]	2.5	2.4	2.3	2.3	2.3	2.3	2.3
Avg. Stride Length [m]	6.3	7.3	7.2	7.1	7.0	7.2	7.0



- [] Ranking at each section and finish
- :-:- No data available at this section
- NA No data available

Horse/Jockey Name	Warna/Ben Thompson
Finish Rank	7
Fastest Section Time (Section)	0:11.78 (1200-1000)
Top Speed [km/h] (Section)	62.9 (1200-1000)
Race State	Finished



Sunshine Coast QLD

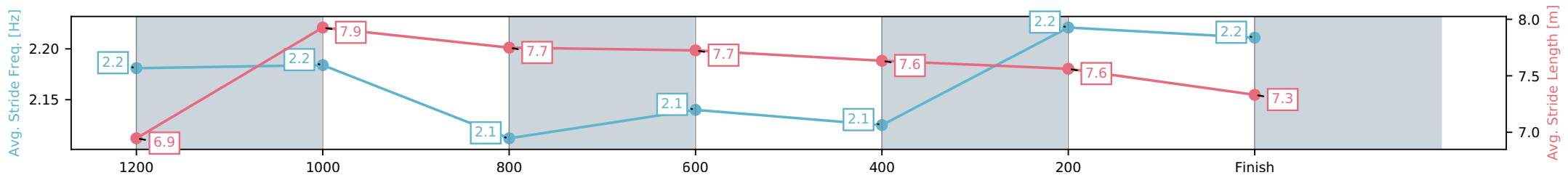
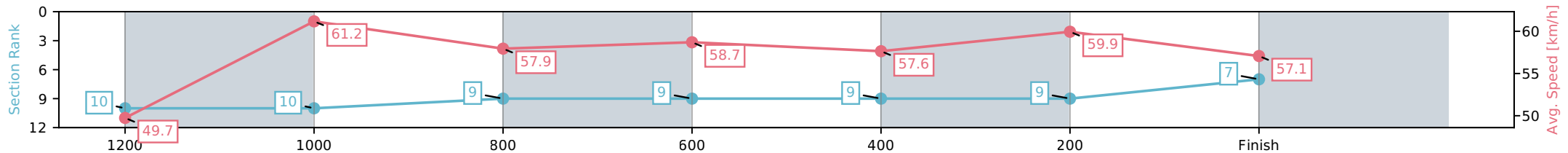
Race 8: TAB BENCHMARK 65 Handicap - 1400m

21 June 2026 - 4:20PM



Track Rating: Soft 7, Weather: Fine, Rail Position: +12m Entire Circuit

Section	L1400	L1200	L1000	L800	L600	L400	L200
Section Times	1:28.34 (0:14.51)	1:13.83 [10] (0:11.78)	1:02.04 [10] (0:12.54)	0:49.50 [9] (0:12.43)	0:37.07 [9] (0:12.45)	0:24.62 [9] (0:12.00)	0:12.62 [9] (0:12.62)
Average Speed [km/h]	49.7	61.2	57.9	58.7	57.6	59.9	57.1
Top Speed [km/h]	62.5	62.9	59.3	60.1	58.8	60.5	59.3
Avg. Dist. to Rail [m]	7.9	3.5	3.5	2.0	0.4	0.7	1.4
Avg. Stride Freq. [Hz]	2.2	2.2	2.1	2.1	2.1	2.2	2.2
Avg. Stride Length [m]	6.9	7.9	7.7	7.7	7.6	7.6	7.3



- [] Ranking at each section and finish
- :-:- No data available at this section
- NA No data available

Horse/Jockey Name	Southby/Ashley Butler
Finish Rank	8
Fastest Section Time (Section)	0:11.83 (400-200)
Top Speed [km/h] (Section)	63.1 (1400 - 1200)
Race State	Finished



Sunshine Coast QLD

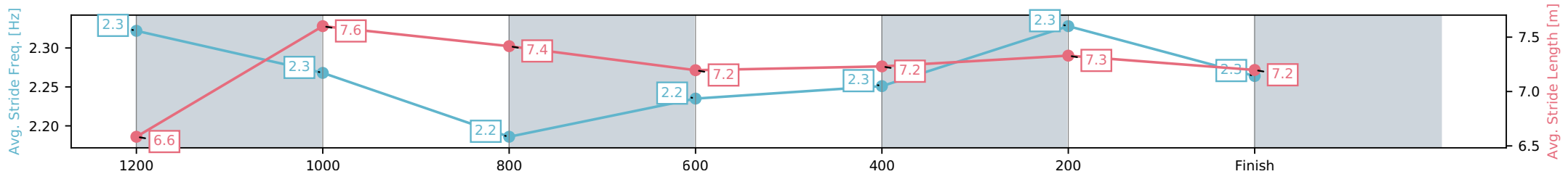
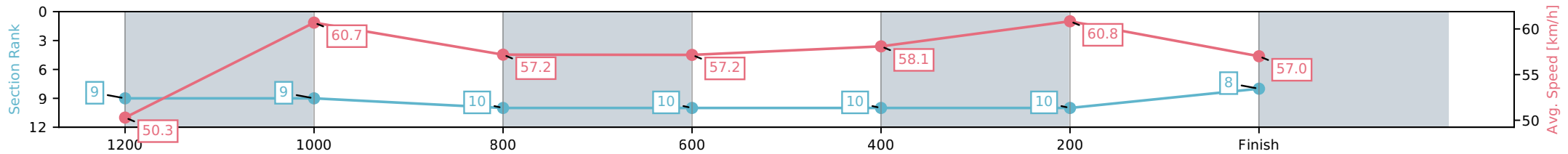
Race 8: TAB BENCHMARK 65 Handicap - 1400m

21 June 2026 - 4:20PM



Track Rating: Soft 7, Weather: Fine, Rail Position: +12m Entire Circuit

Section	L1400	L1200	L1000	L800	L600	L400	L200
Section Times	1:28.40 (0:14.36)	1:14.04 [9] (0:11.86)	1:02.17 [9] (0:12.70)	0:49.48 [10] (0:12.66)	0:36.82 [10] (0:12.41)	0:24.41 [10] (0:11.83)	0:12.58 [10] (0:12.58)
Average Speed [km/h]	50.3	60.7	57.2	57.2	58.1	60.8	57.0
Top Speed [km/h]	63.1	62.9	57.9	57.9	60.1	61.3	60.4
Avg. Dist. to Rail [m]	5.3	3.1	3.0	1.0	0.3	2.8	3.9
Avg. Stride Freq. [Hz]	2.3	2.3	2.2	2.2	2.3	2.3	2.3
Avg. Stride Length [m]	6.6	7.6	7.4	7.2	7.2	7.3	7.2



- [] Ranking at each section and finish
- :-:- No data available at this section
- NA No data available

Horse/Jockey Name	Buckenara/Mark Du Plessis
Finish Rank	9
Fastest Section Time (Section)	0:11.84 (1200-1000)
Top Speed [km/h] (Section)	63.6 (1400 - 1200)
Race State	Finished



Sunshine Coast QLD

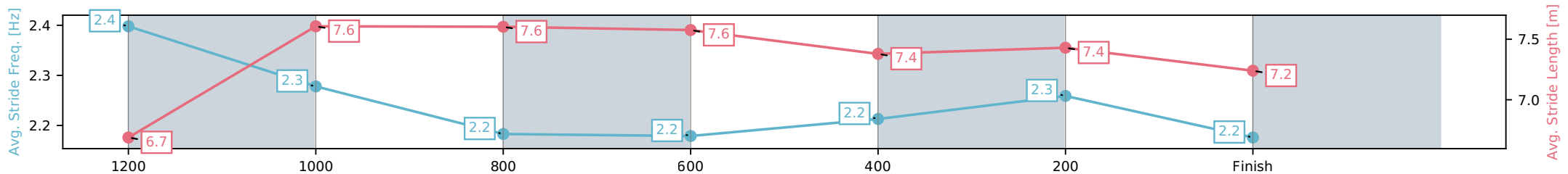
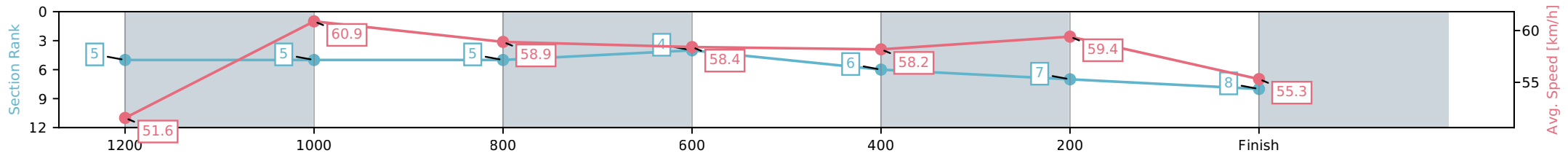
Race 8: TAB BENCHMARK 65 Handicap - 1400m

21 June 2026 - 4:20PM



Track Rating: Soft 7, Weather: Fine, Rail Position: +12m Entire Circuit

Section	L1400	L1200	L1000	L800	L600	L400	L200
Section Times	1:28.40 (0:13.97)	1:14.43 [5] (0:11.84)	1:02.59 [5] (0:12.40)	0:50.20 [5] (0:12.55)	0:37.64 [4] (0:12.55)	0:25.09 [6] (0:12.12)	0:12.97 [7] (0:12.97)
Average Speed [km/h]	51.6	60.9	58.9	58.4	58.2	59.4	55.3
Top Speed [km/h]	63.6	63.0	59.9	59.8	59.6	60.3	58.0
Avg. Dist. to Rail [m]	7.0	5.3	4.8	3.1	2.6	4.9	4.6
Avg. Stride Freq. [Hz]	2.4	2.3	2.2	2.2	2.2	2.3	2.2
Avg. Stride Length [m]	6.7	7.6	7.6	7.6	7.4	7.4	7.2



- [] Ranking at each section and finish
- :-:- No data available at this section
- NA No data available

Horse/Jockey Name	Centennial Park/Bella Youngberry
Finish Rank	10
Fastest Section Time (Section)	0:11.82 (1200-1000)
Top Speed [km/h] (Section)	63.6 (1400 - 1200)
Race State	Finished



Sunshine Coast QLD

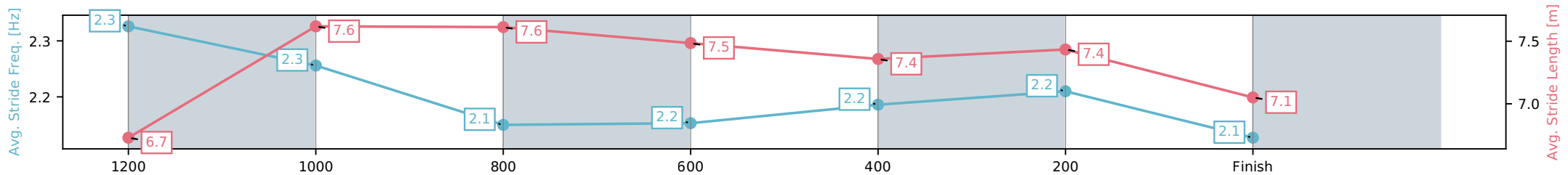
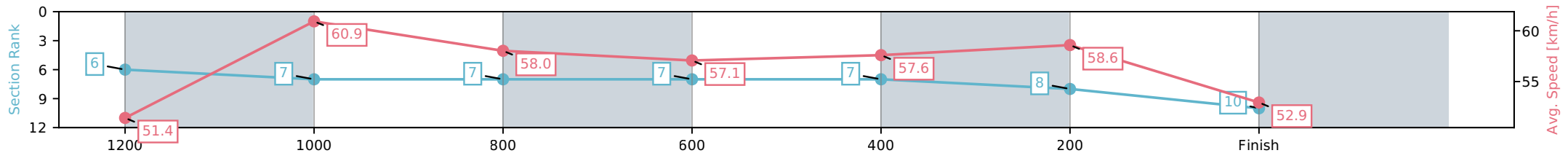
Race 8: TAB BENCHMARK 65 Handicap - 1400m

21 June 2026 - 4:20PM



Track Rating: Soft 7, Weather: Fine, Rail Position: +12m Entire Circuit

Section	L1400	L1200	L1000	L800	L600	L400	L200
Section Times	1:29.34 (0:14.03)	1:15.31 [6] (0:11.82)	1:03.49 [7] (0:12.47)	0:51.02 [7] (0:12.67)	0:38.35 [7] (0:12.43)	0:25.92 [7] (0:12.28)	0:13.64 [8] (0:13.64)
Average Speed [km/h]	51.4	60.9	58.0	57.1	57.6	58.6	52.9
Top Speed [km/h]	63.6	63.3	58.7	58.3	59.1	59.6	56.9
Avg. Dist. to Rail [m]	3.3	2.7	2.3	0.6	0.9	0.3	0.7
Avg. Stride Freq. [Hz]	2.3	2.3	2.1	2.2	2.2	2.2	2.1
Avg. Stride Length [m]	6.7	7.6	7.6	7.5	7.4	7.4	7.1



- [] Ranking at each section and finish
- :-:- No data available at this section
- NA No data available