



Townsville QLD

Race 1: KEY MOTORS QTIS Three-Year-Old Maiden Handicap - 1000m

22 June 2026 - 12:48PM

Track Rating: Good 4, Weather: Fine, Rail Position: +2m 1000m-W/Post, True Remainder



Field Times (Race Tempo) 0:56.36 (0:12.59) 0:43.77 (0:09.92) 0:33.85 (0:10.77) 0:23.08 (0:11.29) 0:11.79 (0:11.79)

Rank	TAB#	Horse	Overall Time	First 400m	Top Speed km/h (Section)	L1000	L800	L600	L400	L200			
	(BAR#)	Jockey	Margin (DT-W)	Last 600m	Fastest Section (Time)	Start - 800	800 - 600	600 - 400	400 - 200	200 - Finish			
1	4	Exceedingly Brazen	0:56.36	0:22.94	73.7 (800-600)	0:56.36	0:43.42 [3]	0:33.42 [3]	0:22.81 [3]	0:11.79 [1]			
	(7)	Ivo Fry		0:33.42	800-600 (0:10.00)	(0:12.94)	(0:10.00)	(0:10.61)	(0:11.02)	(0:11.79)			
2	6	Sensei Girl	0:56.72	0:23.44	73.1 (800-600)	0:56.72	0:43.40 [6]	0:33.28 [5]	0:22.73 [5]	0:11.63 [6]			
	(4)	Chelsea Jokic	2.1L (+1)	0:33.28	800-600 (0:10.12)	(0:13.32)	(0:10.12)	(0:10.55)	(0:11.10)	(0:11.63)			
3	2	Chatsworth	0:56.73	0:23.60	73.4 (800-600)	0:56.73	0:43.25 [8]	0:33.13 [7]	0:22.71 [6]	0:11.85 [3]			
	(6)	Peta Edwards	2.2L (+2)	0:33.13	800-600 (0:10.12)	(0:13.48)	(0:10.12)	(0:10.42)	(0:10.86)	(0:11.85)			
4	8	Dark Fae	0:56.77	0:23.34	73.1 (800-600)	0:56.77	0:43.48 [5]	0:33.43 [4]	0:22.87 [4]	0:11.74 [5]			
	(5)	Tasha Chambers	2.4L (+4)	0:33.43	800-600 (0:10.05)	(0:13.29)	(0:10.05)	(0:10.56)	(0:11.13)	(0:11.74)			
5	5	Boom Bunny	0:56.84	0:23.45	71.9 (800-600)	0:56.84	0:43.58 [4]	0:33.39 [6]	0:22.71 [7]	0:11.72 [7]			
	(3)	Sean Cormack	2.8L (+2)	0:33.39	800-600 (0:10.19)	(0:13.26)	(0:10.19)	(0:10.68)	(0:10.99)	(0:11.72)			
6	7	Stylish Rosie	0:57.24	0:22.69	73.8 (800-600)	0:57.24	0:44.61 [2]	0:34.55 [2]	0:23.83 [2]	0:12.32 [4]			
	(9)	Aidan Holt	5.1L (+1)	0:34.54	800-600 (0:10.06)	(0:12.63)	(0:10.06)	(0:10.72)	(0:11.50)	(0:12.32)			
7	9	Who'syadaddy	0:57.95	0:23.66	71.6 (800-600)	0:57.95	0:44.51 [7]	0:34.29 [8]	0:23.34 [8]	0:12.00 [8]			
	(2)	Lacey Morrison	9.4L (+2)	0:34.29	800-600 (0:10.22)	(0:13.44)	(0:10.22)	(0:10.95)	(0:11.34)	(0:12.00)			
8	1	A Little Xtra	0:57.97	0:22.51	74.3 (800-600)	0:57.97	0:45.38 [1]	0:35.46 [1]	0:24.69 [1]	0:13.23 [2]			
	(8)	Amanda Thomson	9.5L (+1)	0:35.46	800-600 (0:09.92)	(0:12.59)	(0:09.92)	(0:10.77)	(0:11.46)	(0:13.23)			
9	3	Esprit Lad	0:59.19	0:23.68	73.0 (800-600)	0:59.19	0:45.59 [9]	0:35.52 [9]	0:24.44 [9]	0:12.96 [9]			
	(1)	Ben Kennedy	16.7L (+1)	0:35.52	800-600 (0:10.08)	(0:13.60)	(0:10.08)	(0:11.08)	(0:11.48)	(0:12.96)			

Scratched: Empress Irene (#10)

Report Created: Wed 24 June 2026

(Note: Races are conducted over an approximate distance as close as possible to the advertised distance, and recorded data may vary accordingly. Official times refer to race times only and do not include handicap times.)

[] Position in running at each section and finish TAB# Saddle cloth number
 -:-:- No data available at this section BAR# Barrier/Gate Position
 NA No data available DNF Did not finish
 DNT Did not track DT-W Distance travelled compared to winner in metres

Fastest split
 Fastest section

data processed by TRIPLESDATA

Horse/Jockey Name	Exceedingly Brazen/Ivo Fry
Finish Rank	1
Fastest Section Time (Section)	0:10.00 (800-600)
Top Speed [km/h] (Section)	73.7 (800-600)
Race State	PUBLISHED



Townsville QLD --Professional-2026-06-22

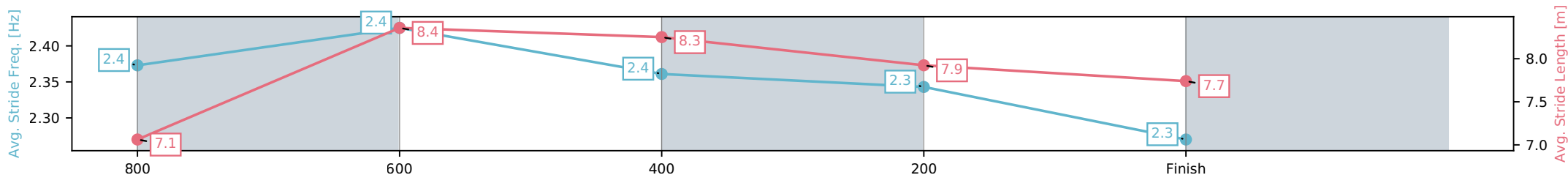
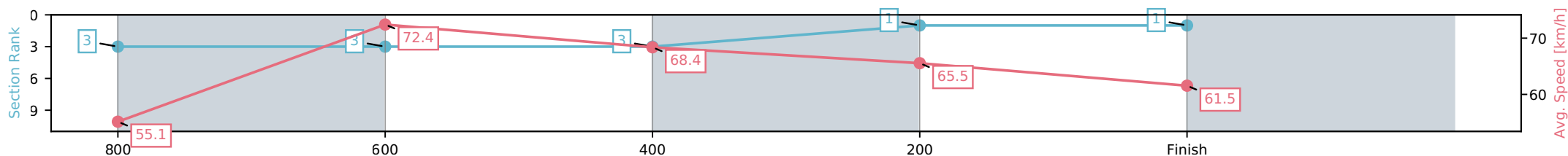
Race 1: KEY MOTORS QTIS Three-Year-Old Maiden Handicap - 1000m

22 June 2026 - 12:48PM

Track Rating: Good 4, Weather: Fine, Rail Position: +2m 1000m-W/Post, True Remainder



Section	L1000	L800	L600	L400	L200
Section Times	0:56.36 (0:12.94)	0:43.42 [3] (0:10.00)	0:33.42 [3] (0:10.61)	0:22.81 [3] (0:11.02)	0:11.79 [1] (0:11.79)
Average Speed [km/h]	55.1	72.4	68.4	65.5	61.5
Top Speed [km/h]	70.1	73.7	70.6	66.6	64.1
Avg. Dist. to Rail [m]	6.0	1.7	1.5	2.0	3.1
Avg. Stride Freq. [Hz]	2.4	2.4	2.4	2.3	2.3
Avg. Stride Length [m]	7.1	8.4	8.3	7.9	7.7



- [] Ranking at each section and finish
- :-:- No data available at this section
- NA No data available

Horse/Jockey Name	Sensei Girl/Chelsea Jokic
Finish Rank	2
Fastest Section Time (Section)	0:10.12 (800-600)
Top Speed [km/h] (Section)	73.1 (800-600)
Race State	PUBLISHED



Townsville QLD --Professional-2026-06-22

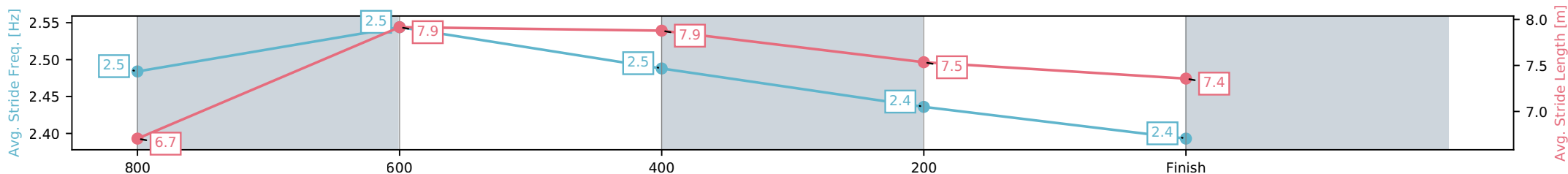
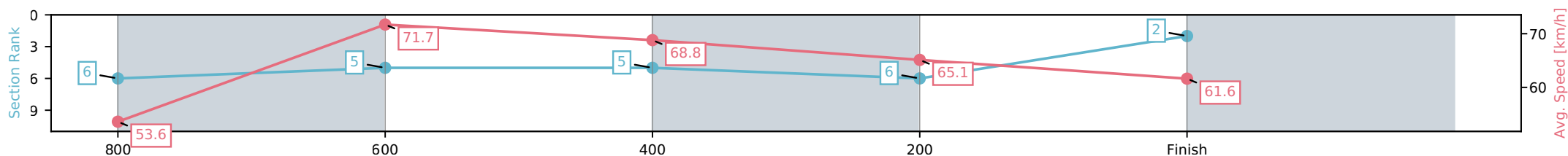
Race 1: KEY MOTORS QTIS Three-Year-Old Maiden Handicap - 1000m

22 June 2026 - 12:48PM

Track Rating: Good 4, Weather: Fine, Rail Position: +2m 1000m-W/Post, True Remainder



Section	L1000	L800	L600	L400	L200
Section Times	0:56.72 (0:13.32)	0:43.40 [6] (0:10.12)	0:33.28 [5] (0:10.55)	0:22.73 [5] (0:11.10)	0:11.63 [6] (0:11.63)
Average Speed [km/h]	53.6	71.7	68.8	65.1	61.6
Top Speed [km/h]	70.6	73.1	71.2	66.4	65.1
Avg. Dist. to Rail [m]	3.6	1.8	1.6	3.1	6.1
Avg. Stride Freq. [Hz]	2.5	2.5	2.5	2.4	2.4
Avg. Stride Length [m]	6.7	7.9	7.9	7.5	7.4



- [] Ranking at each section and finish
- :-:- No data available at this section
- NA No data available

Horse/Jockey Name	Chatsworth/Peta Edwards
Finish Rank	3
Fastest Section Time (Section)	0:10.12 (800-600)
Top Speed [km/h] (Section)	73.4 (800-600)
Race State	PUBLISHED



Townsville QLD --Professional-2026-06-22

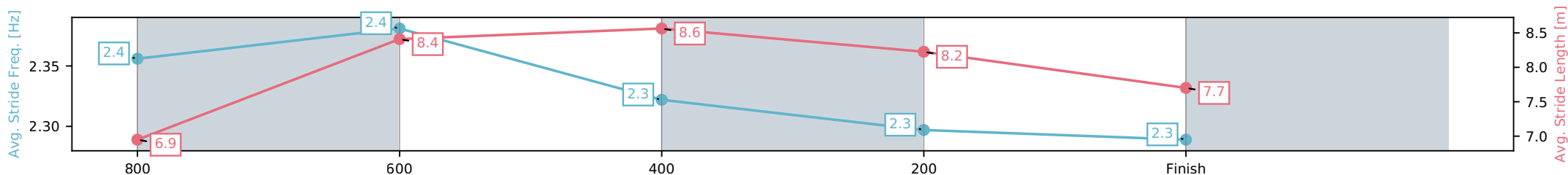
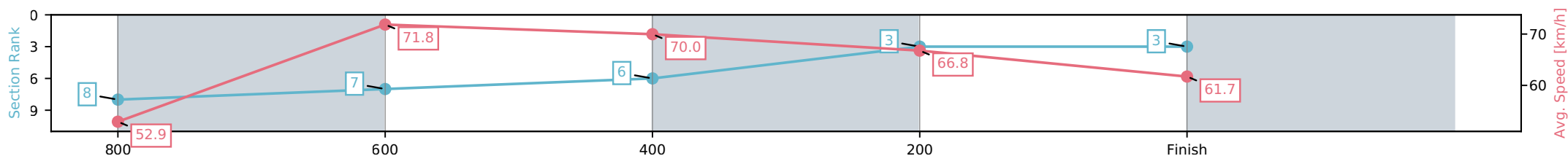
Race 1: KEY MOTORS QTIS Three-Year-Old Maiden Handicap - 1000m

22 June 2026 - 12:48PM

Track Rating: Good 4, Weather: Fine, Rail Position: +2m 1000m-W/Post, True Remainder



Section	L1000	L800	L600	L400	L200
Section Times	0:56.73 (0:13.48)	0:43.25 [8] (0:10.12)	0:33.13 [7] (0:10.42)	0:22.71 [6] (0:10.86)	0:11.85 [3] (0:11.85)
Average Speed [km/h]	52.9	71.8	70.0	66.8	61.7
Top Speed [km/h]	69.0	73.4	72.1	68.5	65.0
Avg. Dist. to Rail [m]	6.5	3.1	2.2	5.6	11.7
Avg. Stride Freq. [Hz]	2.4	2.4	2.3	2.3	2.3
Avg. Stride Length [m]	6.9	8.4	8.6	8.2	7.7



- [] Ranking at each section and finish
- :-:- No data available at this section
- NA No data available

Horse/Jockey Name	Dark Fae/Tasha Chambers
Finish Rank	4
Fastest Section Time (Section)	0:10.05 (800-600)
Top Speed [km/h] (Section)	73.1 (800-600)
Race State	PUBLISHED



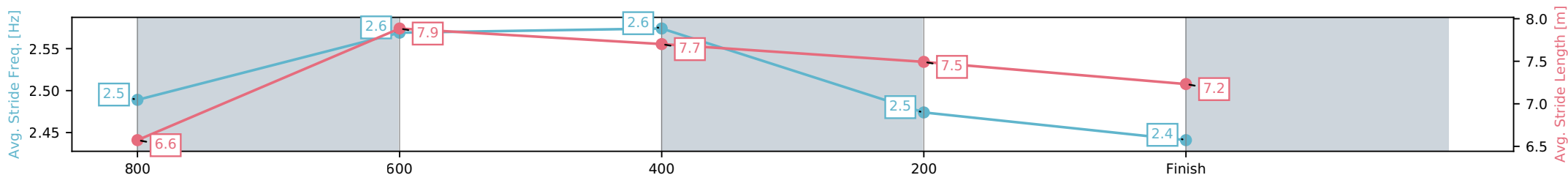
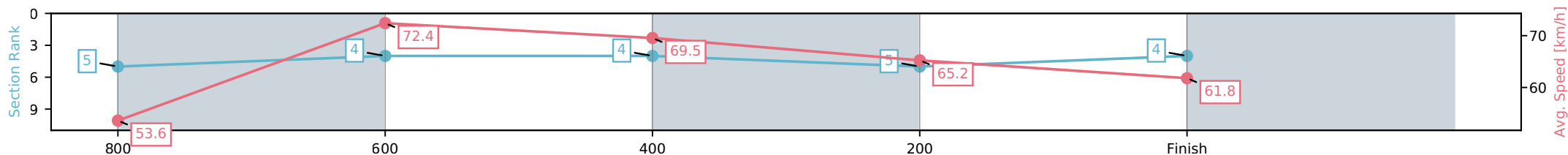
Townsville QLD --Professional-2026-06-22
 Race 1: KEY MOTORS QTIS Three-Year-Old Maiden Handicap
 - 1000m



22 June 2026 - 12:48PM

Track Rating: Good 4, Weather: Fine, Rail Position: +2m 1000m-W/Post,
 True Remainder

Section	L1000	L800	L600	L400	L200
Section Times	0:56.77 (0:13.29)	0:43.48 [5] (0:10.05)	0:33.43 [4] (0:10.56)	0:22.87 [4] (0:11.13)	0:11.74 [5] (0:11.74)
Average Speed [km/h]	53.6	72.4	69.5	65.2	61.8
Top Speed [km/h]	70.9	73.1	72.0	67.2	64.7
Avg. Dist. to Rail [m]	5.4	3.2	3.9	4.8	8.2
Avg. Stride Freq. [Hz]	2.5	2.6	2.6	2.5	2.4
Avg. Stride Length [m]	6.6	7.9	7.7	7.5	7.2



- [] Ranking at each section and finish
- :-:- No data available at this section
- NA No data available

Horse/Jockey Name	Boom Bunny/Sean Cormack
Finish Rank	5
Fastest Section Time (Section)	0:10.19 (800-600)
Top Speed [km/h] (Section)	71.9 (800-600)
Race State	PUBLISHED



Townsville QLD --Professional-2026-06-22

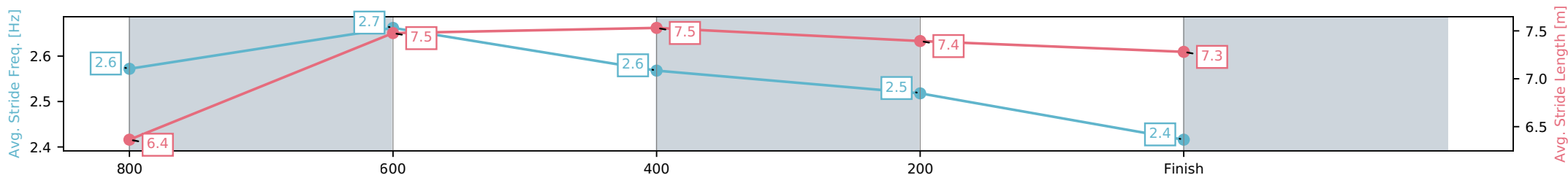
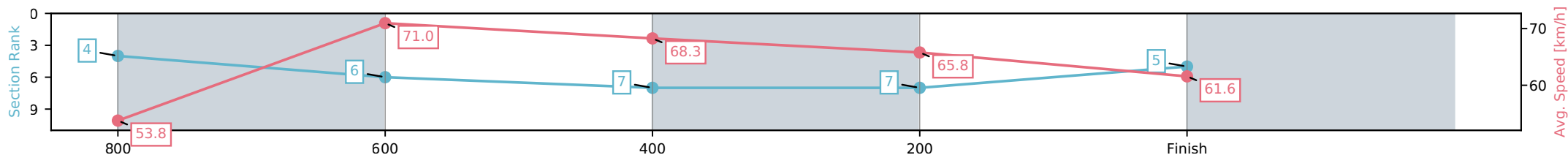
Race 1: KEY MOTORS QTIS Three-Year-Old Maiden Handicap - 1000m

22 June 2026 - 12:48PM

Track Rating: Good 4, Weather: Fine, Rail Position: +2m 1000m-W/Post, True Remainder



Section	L1000	L800	L600	L400	L200
Section Times	0:56.84 (0:13.26)	0:43.58 [4] (0:10.19)	0:33.39 [6] (0:10.68)	0:22.71 [7] (0:10.99)	0:11.72 [7] (0:11.72)
Average Speed [km/h]	53.8	71.0	68.3	65.8	61.6
Top Speed [km/h]	69.4	71.9	70.0	66.8	64.1
Avg. Dist. to Rail [m]	2.8	1.5	2.3	2.8	4.6
Avg. Stride Freq. [Hz]	2.6	2.7	2.6	2.5	2.4
Avg. Stride Length [m]	6.4	7.5	7.5	7.4	7.3



- [] Ranking at each section and finish
- :-:- No data available at this section
- NA No data available

Horse/Jockey Name	Stylish Rosie/Aidan Holt
Finish Rank	6
Fastest Section Time (Section)	0:10.06 (800-600)
Top Speed [km/h] (Section)	73.8 (800-600)
Race State	PUBLISHED



Townsville QLD --Professional-2026-06-22

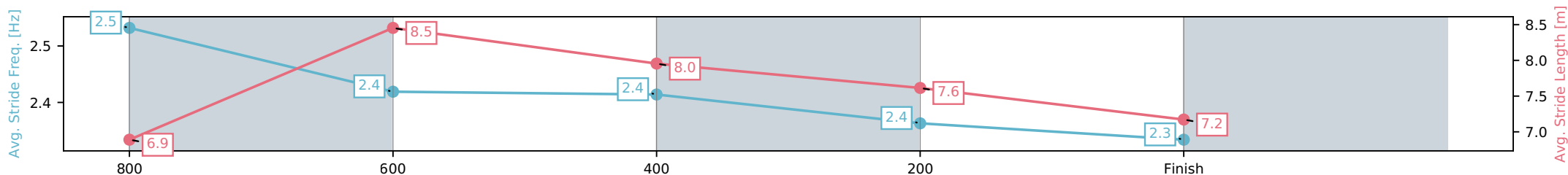
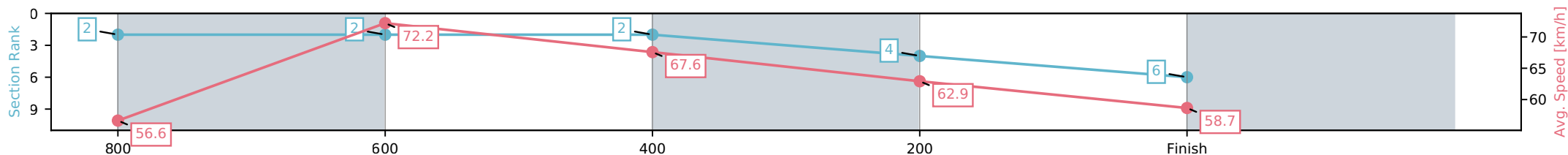
Race 1: KEY MOTORS QTIS Three-Year-Old Maiden Handicap - 1000m

22 June 2026 - 12:48PM

Track Rating: Good 4, Weather: Fine, Rail Position: +2m 1000m-W/Post, True Remainder



Section	L1000	L800	L600	L400	L200
Section Times	0:57.24 (0:12.63)	0:44.61 [2] (0:10.06)	0:34.55 [2] (0:10.72)	0:23.83 [2] (0:11.50)	0:12.32 [4] (0:12.32)
Average Speed [km/h]	56.6	72.2	67.6	62.9	58.7
Top Speed [km/h]	73.3	73.8	70.8	65.6	61.2
Avg. Dist. to Rail [m]	8.4	2.6	1.3	2.4	2.1
Avg. Stride Freq. [Hz]	2.5	2.4	2.4	2.4	2.3
Avg. Stride Length [m]	6.9	8.5	8.0	7.6	7.2



- [] Ranking at each section and finish
- :-:- No data available at this section
- NA No data available

Horse/Jockey Name	Who'syadaddy/Lacey Morrison
Finish Rank	7
Fastest Section Time (Section)	0:10.22 (800-600)
Top Speed [km/h] (Section)	71.6 (800-600)
Race State	PUBLISHED



Townsville QLD --Professional-2026-06-22

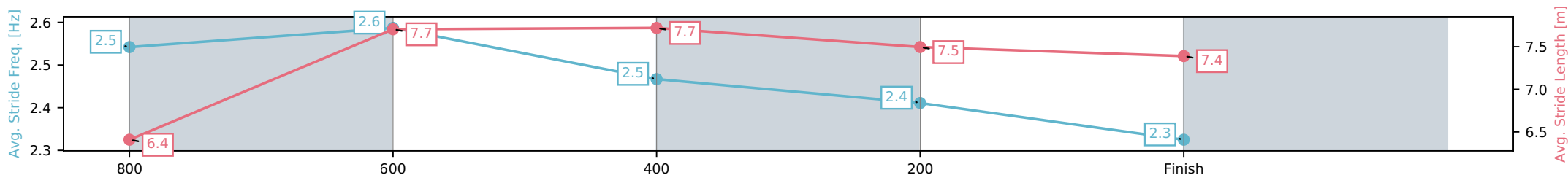
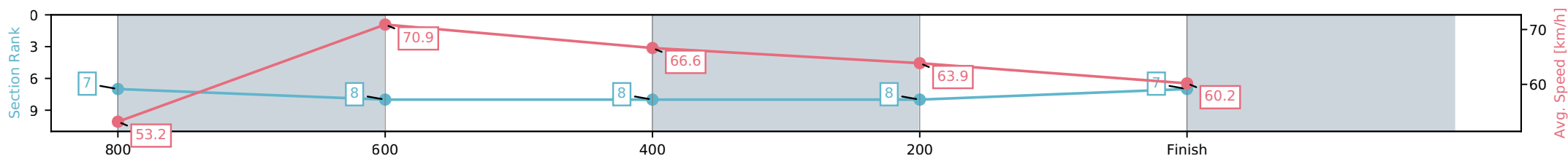
Race 1: KEY MOTORS QTIS Three-Year-Old Maiden Handicap - 1000m

22 June 2026 - 12:48PM

Track Rating: Good 4, Weather: Fine, Rail Position: +2m 1000m-W/Post, True Remainder



Section	L1000	L800	L600	L400	L200
Section Times	0:57.95 (0:13.44)	0:44.51 [7] (0:10.22)	0:34.29 [8] (0:10.95)	0:23.34 [8] (0:11.34)	0:12.00 [8] (0:12.00)
Average Speed [km/h]	53.2	70.9	66.6	63.9	60.2
Top Speed [km/h]	69.6	71.6	69.3	65.6	62.6
Avg. Dist. to Rail [m]	3.1	1.8	2.6	3.9	6.2
Avg. Stride Freq. [Hz]	2.5	2.6	2.5	2.4	2.3
Avg. Stride Length [m]	6.4	7.7	7.7	7.5	7.4



- [] Ranking at each section and finish
- :-:- No data available at this section
- NA No data available

Horse/Jockey Name	A Little Xtra/Amanda Thomson
Finish Rank	8
Fastest Section Time (Section)	0:09.92 (800-600)
Top Speed [km/h] (Section)	74.3 (800-600)
Race State	PUBLISHED



Townsville QLD --Professional-2026-06-22

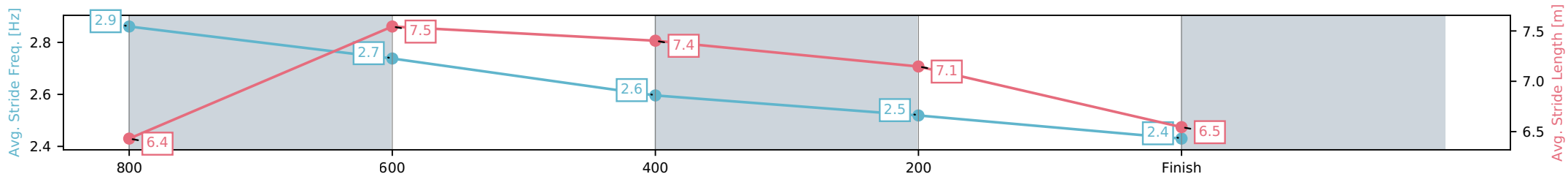
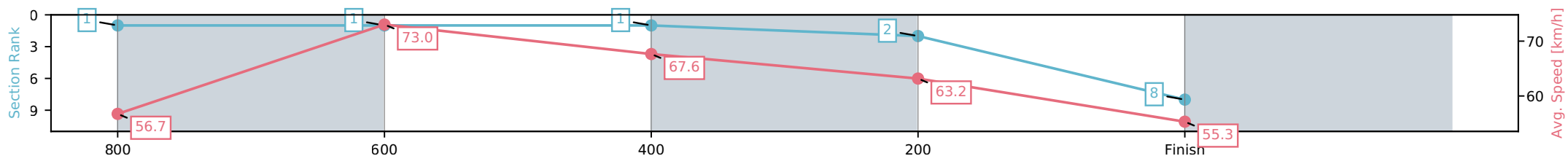
Race 1: KEY MOTORS QTIS Three-Year-Old Maiden Handicap - 1000m

22 June 2026 - 12:48PM

Track Rating: Good 4, Weather: Fine, Rail Position: +2m 1000m-W/Post, True Remainder



Section	L1000	L800	L600	L400	L200
Section Times	0:57.97 (0:12.59)	0:45.38 [1] (0:09.92)	0:35.46 [1] (0:10.77)	0:24.69 [1] (0:11.46)	0:13.23 [2] (0:13.23)
Average Speed [km/h]	56.7	73.0	67.6	63.2	55.3
Top Speed [km/h]	73.8	74.3	70.2	66.2	59.8
Avg. Dist. to Rail [m]	7.9	2.0	2.5	2.8	4.2
Avg. Stride Freq. [Hz]	2.9	2.7	2.6	2.5	2.4
Avg. Stride Length [m]	6.4	7.5	7.4	7.1	6.5



- [] Ranking at each section and finish
- :-:- No data available at this section
- NA No data available

Horse/Jockey Name	Esprit Lad/Ben Kennedy
Finish Rank	9
Fastest Section Time (Section)	0:10.08 (800-600)
Top Speed [km/h] (Section)	73.0 (800-600)
Race State	PUBLISHED



Townsville QLD --Professional-2026-06-22

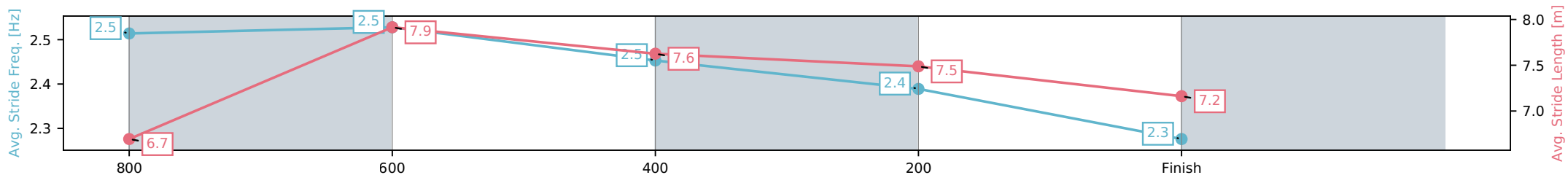
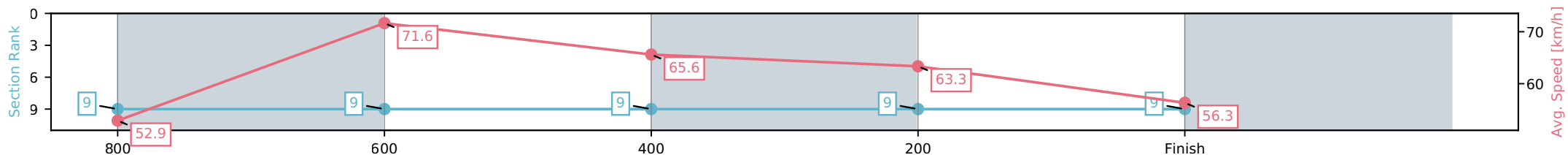
Race 1: KEY MOTORS QTIS Three-Year-Old Maiden Handicap - 1000m

22 June 2026 - 12:48PM

Track Rating: Good 4, Weather: Fine, Rail Position: +2m 1000m-W/Post, True Remainder



Section	L1000	L800	L600	L400	L200
Section Times	0:59.19 (0:13.60)	0:45.59 [9] (0:10.08)	0:35.52 [9] (0:11.08)	0:24.44 [9] (0:11.48)	0:12.96 [9] (0:12.96)
Average Speed [km/h]	52.9	71.6	65.6	63.3	56.3
Top Speed [km/h]	68.8	73.0	70.8	64.5	62.7
Avg. Dist. to Rail [m]	0.9	0.7	2.1	5.1	3.4
Avg. Stride Freq. [Hz]	2.5	2.5	2.5	2.4	2.3
Avg. Stride Length [m]	6.7	7.9	7.6	7.5	7.2



- [] Ranking at each section and finish
- :-:- No data available at this section
- NA No data available



Townsville QLD

Race 2: WOODFORD RESERVE Maiden Handicap (QTIS bonuses applicable 2&3YO's only) - 1200m

22 June 2026 - 1:27PM

Track Rating: Good 4, Weather: Fine, Rail Position: +2m 1000m-W/Post, True Remainder



Field Times (Race Tempo) 1:11.39 0:57.03 0:45.90 0:34.62 0:23.11 0:11.65
 (0:14.36) (0:11.13) (0:11.28) (0:11.51) (0:11.46) (0:11.65)

Rank	TAB#	Horse	Overall Time	First 400m	Top Speed km/h (Section)	L1200	L1000	L800	L600	L400	L200		
	(BAR#)	Jockey	Margin (DT-W)	Last 600m	Fastest Section (Time)	Start - 1000	1000 - 800	800 - 600	600 - 400	400 - 200	200 - Finish		
1	2	Aye Vee Aitch	1:11.39	0:25.91	66.1 (1000-800)	1:11.39	0:56.56 [4]	0:45.48 [5]	0:34.36 [4]	0:23.02 [3]	0:11.65 [1]		
	(3)	Ryan Wiggins		0:34.36	1000-800 (0:11.09)	(0:14.82)	(0:11.09)	(0:11.12)	(0:11.34)	(0:11.37)	(0:11.65)		
2	1	Prince Pier	1:11.62	0:25.71	65.7 (1000-800)	1:11.62	0:56.95 [3]	0:45.91 [3]	0:34.51 [5]	0:22.92 [6]	0:11.48 [5]		
	(2)	Ben Kennedy	1.4L (+3)	0:34.51	1000-800 (0:11.04)	(0:14.67)	(0:11.04)	(0:11.40)	(0:11.59)	(0:11.44)	(0:11.48)		
3	5	Okay Zoomer	1:12.00	0:26.14	65.6 (1000-800)	1:12.00	0:57.05 [6]	0:45.87 [6]	0:34.68 [6]	0:23.34 [5]	0:11.77 [7]		
	(1)	Ivo Fry	3.6L (+1)	0:34.67	800-600 (0:11.18)	(0:14.95)	(0:11.19)	(0:11.18)	(0:11.34)	(0:11.56)	(0:11.77)		
4	4	Amber Affair	1:12.06	0:26.17	65.4 (600-400)	1:12.06	0:57.19 [5]	0:45.89 [7]	0:34.61 [8]	0:23.28 [7]	0:11.84 [6]		
	(7)	Isabella Teh	4.0L (+0)	0:34.61	800-600 (0:11.27)	(0:14.87)	(0:11.30)	(0:11.27)	(0:11.33)	(0:11.44)	(0:11.84)		
5	9	Webs	1:12.11	0:26.24	67.4 (1000-800)	1:12.11	0:57.04 [9]	0:45.88 [8]	0:34.70 [7]	0:23.18 [9]	0:11.76 [9]		
	(5)	Raul Silvera Olivera	4.3L (+5)	0:34.71	1000-800 (0:11.16)	(0:15.08)	(0:11.16)	(0:11.18)	(0:11.52)	(0:11.43)	(0:11.76)		
6	6	Shadyvale Al	1:12.17	0:25.66	66.2 (1000-800)	1:12.17	0:57.61 [2]	0:46.51 [2]	0:35.24 [2]	0:23.89 [1]	0:12.26 [2]		
	(4)	Jason Babarovich	4.6L (+3)	0:35.23	1000-800 (0:11.10)	(0:14.56)	(0:11.10)	(0:11.27)	(0:11.35)	(0:11.62)	(0:12.26)		
7	7	Trusting Star	1:12.28	0:26.40	66.3 (800-600)	1:12.28	0:57.21 [8]	0:45.88 [9]	0:34.71 [9]	0:23.46 [8]	0:12.02 [8]		
	(8)	Adam Sewell	5.2L (-2)	0:34.72	800-600 (0:11.17)	(0:15.07)	(0:11.33)	(0:11.17)	(0:11.26)	(0:11.44)	(0:12.02)		
8	3	Power Cruise	1:12.51	0:25.49	66.7 (1200 - 1000)	1:12.51	0:58.15 [1]	0:47.02 [1]	0:35.74 [1]	0:24.19 [2]	0:12.47 [3]		
	(9)	Lacey Morrison	6.6L (-1)	0:35.73	1000-800 (0:11.13)	(0:14.36)	(0:11.13)	(0:11.28)	(0:11.54)	(0:11.72)	(0:12.47)		
9	8	Volare	1:12.83	0:25.80	68.2 (1000-800)	1:12.83	0:57.83 [7]	0:47.04 [4]	0:35.86 [3]	0:24.38 [4]	0:12.70 [4]		
	(6)	Masayuki Abe	8.5L (+5)	0:35.86	1000-800 (0:10.80)	(0:15.00)	(0:10.80)	(0:11.18)	(0:11.48)	(0:11.68)	(0:12.70)		

Report Created: Mon 22 June 2026

(Note: Races are conducted over an approximate distance as close as possible to the advertised distance, and recorded data may vary accordingly. Official times refer to race times only and do not include handicap times.)

[] Position in running at each section and finish TAB# Saddle cloth number

:-:-- No data available at this section

NA No data available

DNT Did not track

BAR# Barrier/Gate Position

DNF Did not finish

DT-W Distance travelled compared to winner in metres

Fastest split

Fastest section

Horse/Jockey Name	Aye Vee Aitch/Ryan Wiggins
Finish Rank	1
Fastest Section Time (Section)	0:11.09 (1000-800)
Top Speed [km/h] (Section)	66.1 (1000-800)
Race State	Finished



Townsville QLD --Professional-2026-06-22

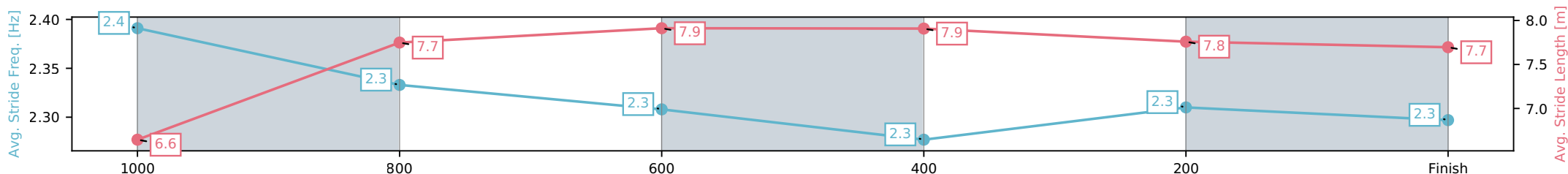
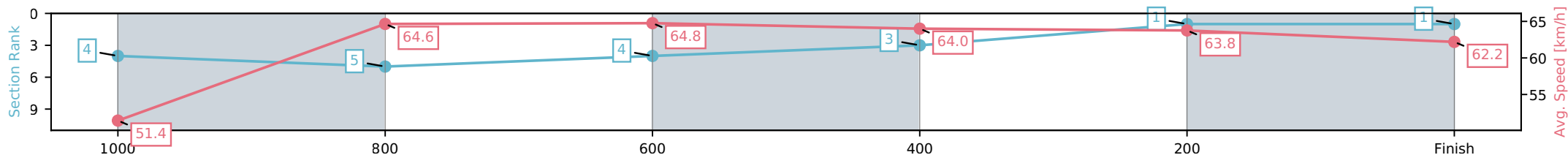
Race 2: WOODFORD RESERVE Maiden Handicap (QTIS bonuses applicable 2&3YO's only) - 1200m

22 June 2026 - 1:27PM

Track Rating: Good 4, Weather: Fine, Rail Position: +2m 1000m-W/Post, True Remainder



Section	L1200	L1000	L800	L600	L400	L200
Section Times	1:11.39 (0:14.82)	0:56.56 [4] (0:11.09)	0:45.48 [5] (0:11.12)	0:34.36 [4] (0:11.34)	0:23.02 [3] (0:11.37)	0:11.65 [1] (0:11.65)
Average Speed [km/h]	51.4	64.6	64.8	64.0	63.8	62.2
Top Speed [km/h]	64.0	66.1	65.9	64.6	64.3	64.4
Avg. Dist. to Rail [m]	4.3	0.8	0.4	1.7	4.3	3.5
Avg. Stride Freq. [Hz]	2.4	2.3	2.3	2.3	2.3	2.3
Avg. Stride Length [m]	6.6	7.7	7.9	7.9	7.8	7.7



- [] Ranking at each section and finish
- :-:- No data available at this section
- NA No data available

Horse/Jockey Name	Prince Pier/Ben Kennedy
Finish Rank	2
Fastest Section Time (Section)	0:11.04 (1000-800)
Top Speed [km/h] (Section)	65.7 (1000-800)
Race State	Finished



Townsville QLD --Professional-2026-06-22

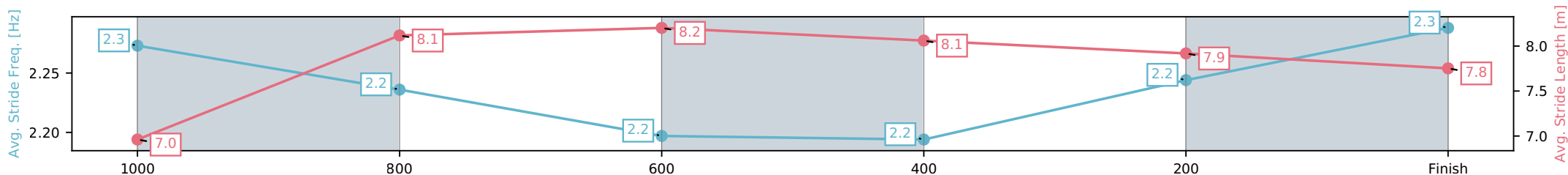
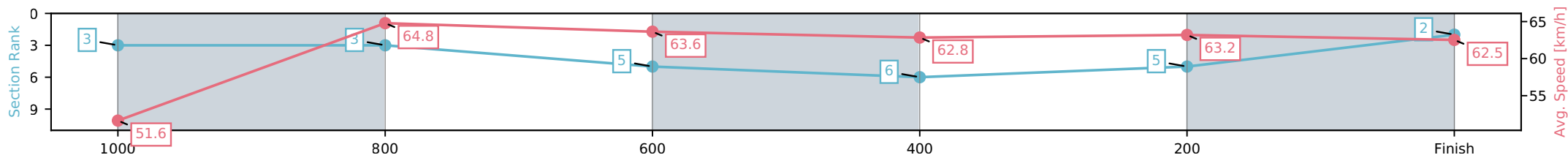
Race 2: WOODFORD RESERVE Maiden Handicap (QTIS bonuses applicable 2&3YO's only) - 1200m

22 June 2026 - 1:27PM

Track Rating: Good 4, Weather: Fine, Rail Position: +2m 1000m-W/Post, True Remainder



Section	L1200	L1000	L800	L600	L400	L200
Section Times	1:11.62 (0:14.67)	0:56.95 [3] (0:11.04)	0:45.91 [3] (0:11.40)	0:34.51 [5] (0:11.59)	0:22.92 [6] (0:11.44)	0:11.48 [5] (0:11.48)
Average Speed [km/h]	51.6	64.8	63.6	62.8	63.2	62.5
Top Speed [km/h]	63.4	65.7	64.7	63.6	63.8	64.5
Avg. Dist. to Rail [m]	3.3	1.4	1.6	2.4	2.7	4.5
Avg. Stride Freq. [Hz]	2.3	2.2	2.2	2.2	2.2	2.3
Avg. Stride Length [m]	7.0	8.1	8.2	8.1	7.9	7.8



- [] Ranking at each section and finish
- :-:- No data available at this section
- NA No data available

Horse/Jockey Name	Okay Zoomer/Ivo Fry
Finish Rank	3
Fastest Section Time (Section)	0:11.18 (800-600)
Top Speed [km/h] (Section)	65.6 (1000-800)
Race State	Finished



Townsville QLD --Professional-2026-06-22

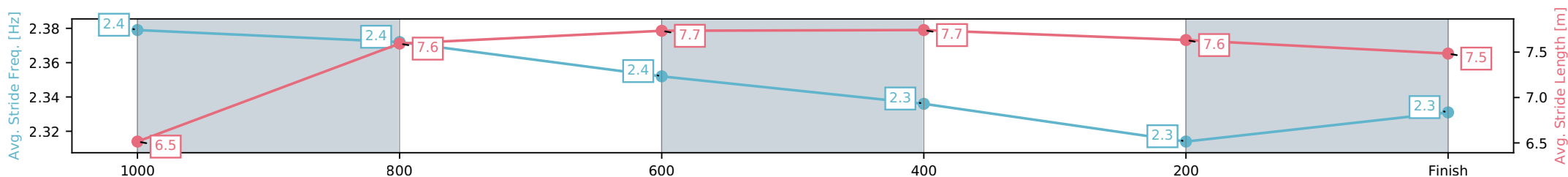
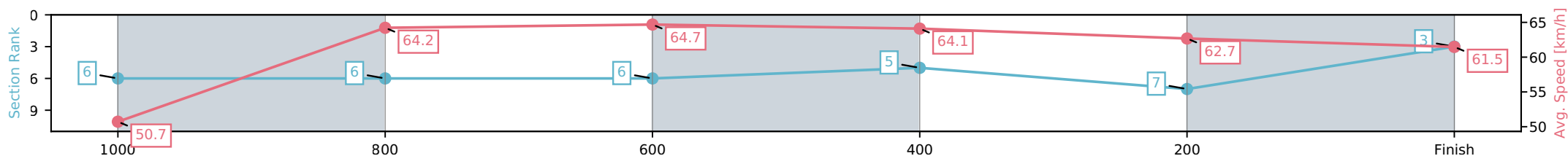
Race 2: WOODFORD RESERVE Maiden Handicap (QTIS bonuses applicable 2&3YO's only) - 1200m

22 June 2026 - 1:27PM

Track Rating: Good 4, Weather: Fine, Rail Position: +2m 1000m-W/Post, True Remainder



Section	L1200	L1000	L800	L600	L400	L200
Section Times	1:12.00 (0:14.95)	0:57.05 [6] (0:11.19)	0:45.87 [6] (0:11.18)	0:34.68 [6] (0:11.34)	0:23.34 [5] (0:11.56)	0:11.77 [7] (0:11.77)
Average Speed [km/h]	50.7	64.2	64.7	64.1	62.7	61.5
Top Speed [km/h]	64.3	65.6	65.6	64.6	63.3	64.3
Avg. Dist. to Rail [m]	3.5	1.0	1.2	2.1	4.1	4.8
Avg. Stride Freq. [Hz]	2.4	2.4	2.4	2.3	2.3	2.3
Avg. Stride Length [m]	6.5	7.6	7.7	7.7	7.6	7.5



- [] Ranking at each section and finish
- :-:- No data available at this section
- NA No data available

Horse/Jockey Name	Amber Affair/Isabella Teh
Finish Rank	4
Fastest Section Time (Section)	0:11.27 (800-600)
Top Speed [km/h] (Section)	65.4 (600-400)
Race State	Finished



Townsville QLD --Professional-2026-06-22

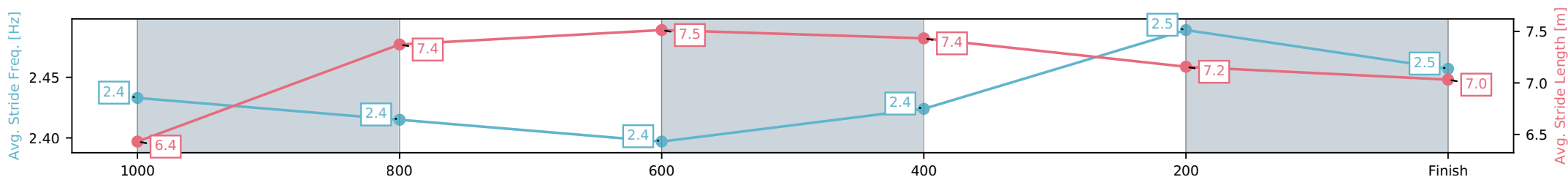
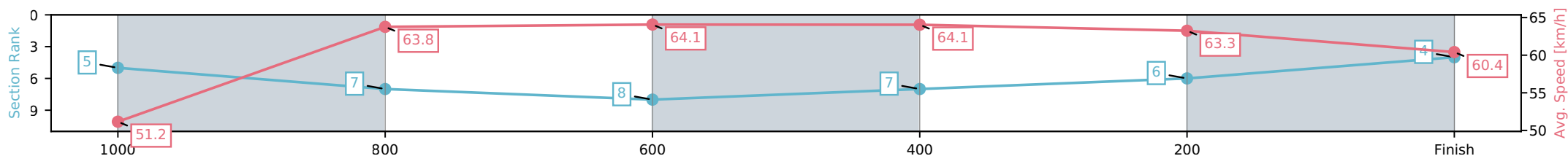
Race 2: WOODFORD RESERVE Maiden Handicap (QTIS bonuses applicable 2&3YO's only) - 1200m

22 June 2026 - 1:27PM

Track Rating: Good 4, Weather: Fine, Rail Position: +2m 1000m-W/Post, True Remainder



Section	L1200	L1000	L800	L600	L400	L200
Section Times	1:12.06 (0:14.87)	0:57.19 [5] (0:11.30)	0:45.89 [7] (0:11.27)	0:34.61 [8] (0:11.33)	0:23.28 [7] (0:11.44)	0:11.84 [6] (0:11.84)
Average Speed [km/h]	51.2	63.8	64.1	64.1	63.3	60.4
Top Speed [km/h]	61.3	65.1	64.9	65.4	63.7	63.9
Avg. Dist. to Rail [m]	5.9	0.8	0.7	1.6	3.5	5.4
Avg. Stride Freq. [Hz]	2.4	2.4	2.4	2.4	2.5	2.5
Avg. Stride Length [m]	6.4	7.4	7.5	7.4	7.2	7.0



- [] Ranking at each section and finish
- :-:- No data available at this section
- NA No data available

Horse/Jockey Name	Webs/Raul Silvera Olivera
Finish Rank	5
Fastest Section Time (Section)	0:11.16 (1000-800)
Top Speed [km/h] (Section)	67.4 (1000-800)
Race State	Finished



Townsville QLD --Professional-2026-06-22

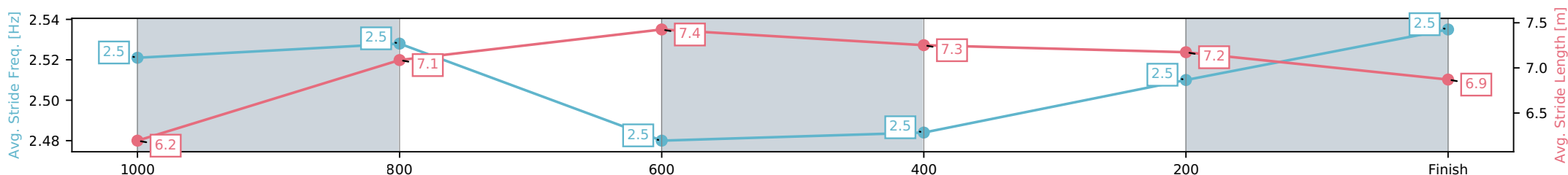
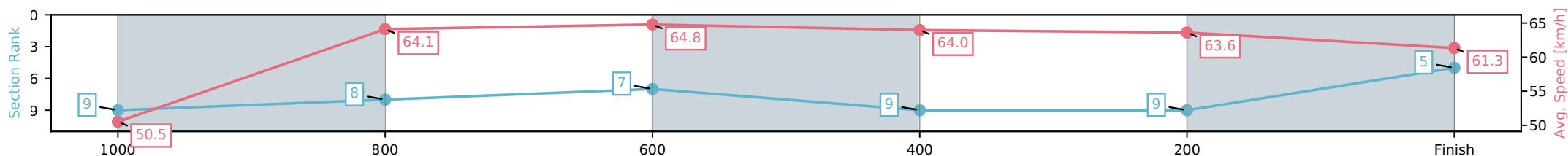
Race 2: WOODFORD RESERVE Maiden Handicap (QTIS bonuses applicable 2&3YO's only) - 1200m

22 June 2026 - 1:27PM

Track Rating: Good 4, Weather: Fine, Rail Position: +2m 1000m-W/Post, True Remainder



Section	L1200	L1000	L800	L600	L400	L200
Section Times	1:12.11 (0:15.08)	0:57.04 [9] (0:11.16)	0:45.88 [8] (0:11.18)	0:34.70 [7] (0:11.52)	0:23.18 [9] (0:11.43)	0:11.76 [9] (0:11.76)
Average Speed [km/h]	50.5	64.1	64.8	64.0	63.6	61.3
Top Speed [km/h]	63.0	67.4	66.1	65.3	65.1	63.6
Avg. Dist. to Rail [m]	4.0	1.5	1.5	4.5	5.4	8.0
Avg. Stride Freq. [Hz]	2.5	2.5	2.5	2.5	2.5	2.5
Avg. Stride Length [m]	6.2	7.1	7.4	7.3	7.2	6.9



- [] Ranking at each section and finish
- :-:- No data available at this section
- NA No data available

Horse/Jockey Name	Shadyvale AI/Jason Babarovich
Finish Rank	6
Fastest Section Time (Section)	0:11.10 (1000-800)
Top Speed [km/h] (Section)	66.2 (1000-800)
Race State	Finished



Townsville QLD --Professional-2026-06-22

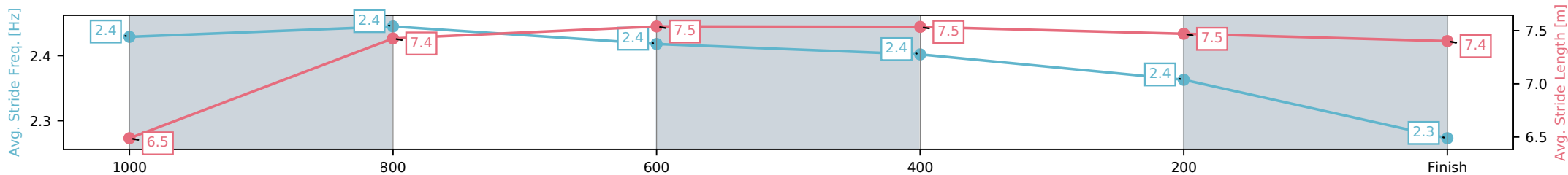
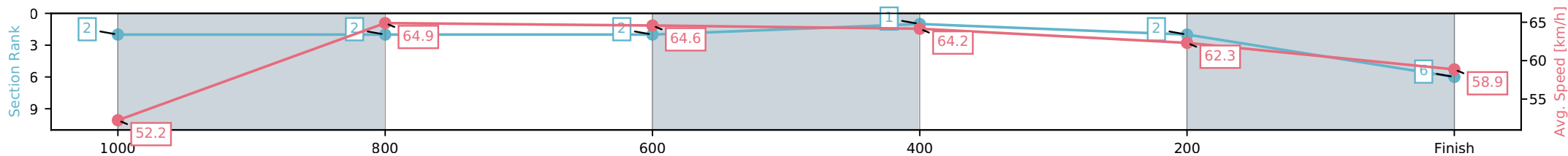
Race 2: WOODFORD RESERVE Maiden Handicap (QTIS bonuses applicable 2&3YO's only) - 1200m

22 June 2026 - 1:27PM

Track Rating: Good 4, Weather: Fine, Rail Position: +2m 1000m-W/Post, True Remainder



Section	L1200	L1000	L800	L600	L400	L200
Section Times	1:12.17 (0:14.56)	0:57.61 [2] (0:11.10)	0:46.51 [2] (0:11.27)	0:35.24 [2] (0:11.35)	0:23.89 [1] (0:11.62)	0:12.26 [2] (0:12.26)
Average Speed [km/h]	52.2	64.9	64.6	64.2	62.3	58.9
Top Speed [km/h]	64.2	66.2	66.0	65.4	63.6	62.0
Avg. Dist. to Rail [m]	5.5	1.1	2.0	2.6	2.8	2.1
Avg. Stride Freq. [Hz]	2.4	2.4	2.4	2.4	2.4	2.3
Avg. Stride Length [m]	6.5	7.4	7.5	7.5	7.5	7.4



- [] Ranking at each section and finish
- :-:- No data available at this section
- NA No data available

Horse/Jockey Name	Trusting Star/Adam Sewell
Finish Rank	7
Fastest Section Time (Section)	0:11.17 (800-600)
Top Speed [km/h] (Section)	66.3 (800-600)
Race State	Finished



Townsville QLD --Professional-2026-06-22

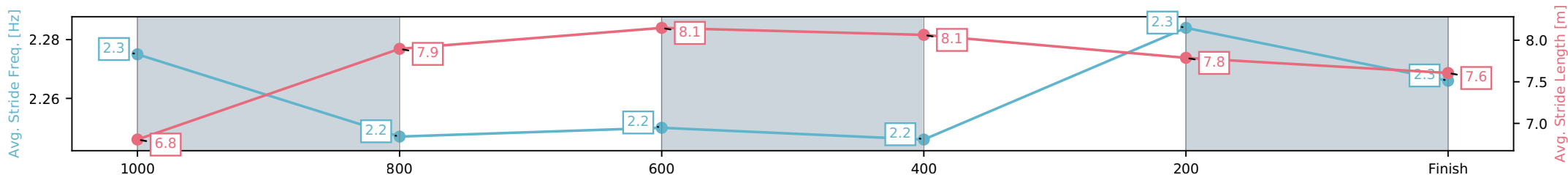
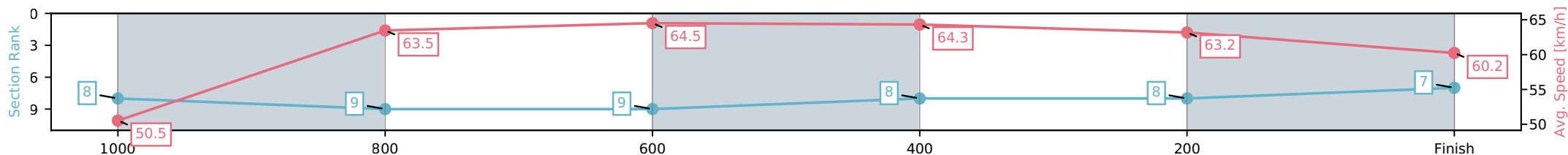
Race 2: WOODFORD RESERVE Maiden Handicap (QTIS bonuses applicable 2&3YO's only) - 1200m

22 June 2026 - 1:27PM

Track Rating: Good 4, Weather: Fine, Rail Position: +2m 1000m-W/Post, True Remainder



Section	L1200	L1000	L800	L600	L400	L200
Section Times	1:12.28 (0:15.07)	0:57.21 [8] (0:11.33)	0:45.88 [9] (0:11.17)	0:34.71 [9] (0:11.26)	0:23.46 [8] (0:11.44)	0:12.02 [8] (0:12.02)
Average Speed [km/h]	50.5	63.5	64.5	64.3	63.2	60.2
Top Speed [km/h]	62.1	66.0	66.3	64.9	65.2	62.8
Avg. Dist. to Rail [m]	7.3	0.7	0.3	1.2	2.1	3.2
Avg. Stride Freq. [Hz]	2.3	2.2	2.2	2.2	2.3	2.3
Avg. Stride Length [m]	6.8	7.9	8.1	8.1	7.8	7.6



[] Ranking at each section and finish
 -:-:- No data available at this section
 NA No data available

Horse/Jockey Name	Power Cruise/Lacey Morrison
Finish Rank	8
Fastest Section Time (Section)	0:11.13 (1000-800)
Top Speed [km/h] (Section)	66.7 (1200 - 1000)
Race State	Finished



Townsville QLD --Professional-2026-06-22

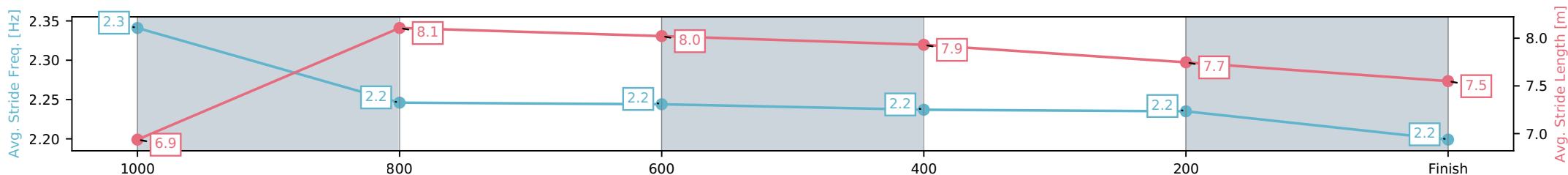
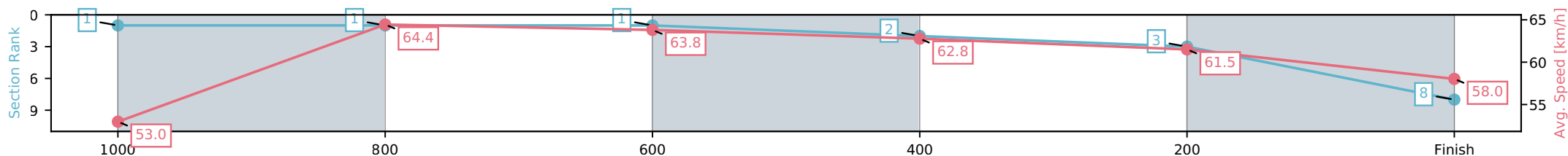
Race 2: WOODFORD RESERVE Maiden Handicap (QTIS bonuses applicable 2&3YO's only) - 1200m

22 June 2026 - 1:27PM

Track Rating: Good 4, Weather: Fine, Rail Position: +2m 1000m-W/Post, True Remainder



Section	L1200	L1000	L800	L600	L400	L200
Section Times	1:12.51 (0:14.36)	0:58.15 [1] (0:11.13)	0:47.02 [1] (0:11.28)	0:35.74 [1] (0:11.54)	0:24.19 [2] (0:11.72)	0:12.47 [3] (0:12.47)
Average Speed [km/h]	53.0	64.4	63.8	62.8	61.5	58.0
Top Speed [km/h]	66.7	66.3	64.6	63.4	62.2	61.0
Avg. Dist. to Rail [m]	9.2	0.9	0.3	1.3	1.4	1.3
Avg. Stride Freq. [Hz]	2.3	2.2	2.2	2.2	2.2	2.2
Avg. Stride Length [m]	6.9	8.1	8.0	7.9	7.7	7.5



- [] Ranking at each section and finish
- :-:- No data available at this section
- NA No data available

Horse/Jockey Name	Volare/Masayuki Abe
Finish Rank	9
Fastest Section Time (Section)	0:10.80 (1000-800)
Top Speed [km/h] (Section)	68.2 (1000-800)
Race State	Finished



Townsville QLD --Professional-2026-06-22

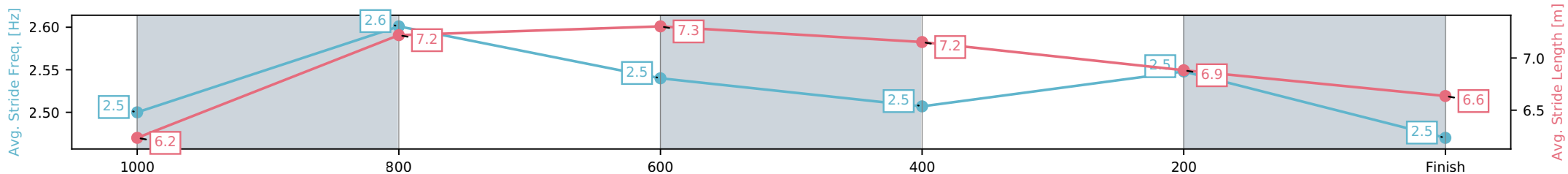
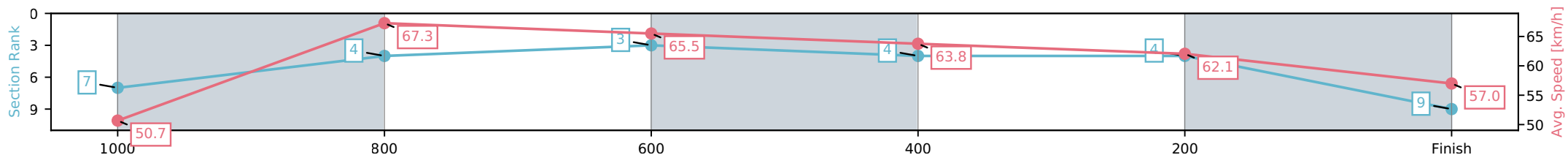
Race 2: WOODFORD RESERVE Maiden Handicap (QTIS bonuses applicable 2&3YO's only) - 1200m

22 June 2026 - 1:27PM

Track Rating: Good 4, Weather: Fine, Rail Position: +2m 1000m-W/Post, True Remainder



Section	L1200	L1000	L800	L600	L400	L200
Section Times	1:12.83 (0:15.00)	0:57.83 [7] (0:10.80)	0:47.04 [4] (0:11.18)	0:35.86 [3] (0:11.48)	0:24.38 [4] (0:11.68)	0:12.70 [4] (0:12.70)
Average Speed [km/h]	50.7	67.3	65.5	63.8	62.1	57.0
Top Speed [km/h]	64.8	68.2	67.0	65.4	63.6	61.0
Avg. Dist. to Rail [m]	5.9	1.8	3.5	3.4	4.7	5.4
Avg. Stride Freq. [Hz]	2.5	2.6	2.5	2.5	2.5	2.5
Avg. Stride Length [m]	6.2	7.2	7.3	7.2	6.9	6.6



- [] Ranking at each section and finish
- :-:- No data available at this section
- NA No data available



Townsville QLD
Race 3: BELLE PROPERTY BENCHMARK 55 Handicap - 1400m
 22 June 2026 - 2:04PM



Track Rating: Good 4, Weather: Fine, Rail Position: +2m 1000m-W/Post, True Remainder

Field Times (Race Tempo) 1:22.64 (0:13.60) 1:09.04 (0:10.82) 0:58.22 (0:11.30) 0:46.91 (0:11.40) 0:35.51 (0:11.45) 0:24.06 (0:11.54) 0:12.52 (0:12.52)

Rank	TAB#	Horse	Overall Time	First 400m	Top Speed km/h (Section)	L1400	L1200	L1000	L800	L600	L400	L200	
	(BAR#)	Jockey	Margin (DT-W)	Last 600m	Fastest Section (Time)	Start - 1200	1200 - 1000	1000 - 800	800 - 600	600 - 400	400 - 200	200 - Finish	
1	4	Bluebird Bay	1:22.64	0:24.60	68.0 (1400 - 1200)	1:22.64	1:08.80 [4]	0:58.04 [3]	0:46.84 [2]	0:35.47 [2]	0:24.06 [1]	0:12.52 [1]	
	(6)	Ryan Wiggins		0:35.47	1200-1000 (0:10.76)	(0:13.84)	(0:10.76)	(0:11.20)	(0:11.37)	(0:11.41)	(0:11.54)	(0:12.52)	
2	9	Betta AI	1:22.81	0:25.49	67.3 (1200-1000)	1:22.81	1:08.35 [10]	0:57.32 [10]	0:46.03 [10]	0:34.66 [10]	0:23.35 [9]	0:11.96 [4]	
	(9)	Wanderson D'Avila	1.0L (+1)	0:34.67	1200-1000 (0:11.03)	(0:14.46)	(0:11.03)	(0:11.28)	(0:11.37)	(0:11.31)	(0:11.40)	(0:11.96)	
3	2	Intruder	1:22.84	0:24.43	68.7 (1200-1000)	1:22.84	1:09.16 [2]	0:58.42 [1]	0:47.11 [1]	0:35.71 [1]	0:24.20 [2]	0:12.55 [2]	
	(2)	Mitch Goring	1.2L (-1)	0:35.71	1200-1000 (0:10.75)	(0:13.68)	(0:10.75)	(0:11.30)	(0:11.40)	(0:11.51)	(0:11.65)	(0:12.55)	
4	8	Beta Better	1:22.93	0:24.80	67.2 (1200-1000)	1:22.93	1:09.14 [3]	0:58.14 [4]	0:46.84 [4]	0:35.38 [5]	0:23.78 [6]	0:12.01 [7]	
	(3)	Isabella Teh	1.7L (+0)	0:35.38	1200-1000 (0:11.01)	(0:13.79)	(0:11.01)	(0:11.30)	(0:11.46)	(0:11.60)	(0:11.77)	(0:12.01)	
5	3	Talons	1:23.27	0:24.90	67.4 (1200-1000)	1:23.27	1:09.21 [6]	0:58.37 [6]	0:46.98 [6]	0:35.53 [7]	0:24.15 [5]	0:12.44 [3]	
	(5)	Ivo Fry	3.8L (+1)	0:35.54	1200-1000 (0:10.84)	(0:14.06)	(0:10.84)	(0:11.39)	(0:11.45)	(0:11.38)	(0:11.72)	(0:12.44)	
6	1	Blackthorn	1:23.51	0:25.17	68.9 (1200-1000)	1:23.51	1:09.23 [8]	0:58.34 [8]	0:46.98 [8]	0:35.54 [9]	0:24.13 [8]	0:12.36 [8]	
	(10)	Sean Cormack	5.1L (+1)	0:35.53	1200-1000 (0:10.89)	(0:14.28)	(0:10.89)	(0:11.36)	(0:11.45)	(0:11.41)	(0:11.76)	(0:12.36)	
7	10	Look At Rosa	1:23.51	0:24.85	67.6 (1200-1000)	1:23.51	1:09.56 [5]	0:58.66 [5]	0:47.39 [5]	0:36.07 [4]	0:24.46 [4]	0:12.61 [6]	
	(7)	Fiona Sandkuhl	5.1L (+0)	0:36.07	1200-1000 (0:10.89)	(0:13.96)	(0:10.89)	(0:11.28)	(0:11.32)	(0:11.61)	(0:11.85)	(0:12.61)	
8	7	Top Honours	1:23.80	0:24.52	67.8 (1200-1000)	1:23.80	1:10.20 [1]	0:59.28 [2]	0:47.85 [3]	0:36.40 [3]	0:24.78 [3]	0:12.91 [5]	
	(1)	Chelsea Jokic	6.8L (-3)	0:36.40	1200-1000 (0:10.92)	(0:13.60)	(0:10.92)	(0:11.42)	(0:11.45)	(0:11.63)	(0:11.86)	(0:12.91)	
9	6	Convo	1:24.22	0:25.06	67.5 (1200-1000)	1:24.22	1:10.04 [7]	0:59.16 [7]	0:47.84 [7]	0:36.52 [6]	0:24.85 [7]	0:12.86 [9]	
	(4)	Ben Kennedy	9.3L (+0)	0:36.53	1200-1000 (0:10.88)	(0:14.18)	(0:10.88)	(0:11.32)	(0:11.31)	(0:11.68)	(0:11.99)	(0:12.86)	
10	5	Silver City	1:25.10	0:25.36	66.5 (1200-1000)	1:25.10	1:10.68 [9]	0:59.74 [9]	0:48.51 [9]	0:37.13 [8]	0:25.48 [10]	0:13.45 [10]	
	(8)	Aidan Holt	14.5L (+3)	0:37.13	1200-1000 (0:10.94)	(0:14.42)	(0:10.94)	(0:11.23)	(0:11.38)	(0:11.65)	(0:12.03)	(0:13.45)	

Report Created: Mon 22 June 2026

(Note: Races are conducted over an approximate distance as close as possible to the advertised distance, and recorded data may vary accordingly. Official times refer to race times only and do not include handicap times.)

[] Position in running at each section and finish TAB# Saddle cloth number

:-:-:- No data available at this section

NA No data available

DNT Did not track

BAR# Barrier/Gate Position

DNF Did not finish

DT-W Distance travelled compared to winner in metres

Fastest split

Fastest section

Horse/Jockey Name	Bluebird Bay/Ryan Wiggins
Finish Rank	1
Fastest Section Time (Section)	0:10.76 (1200-1000)
Top Speed [km/h] (Section)	68.0 (1400 - 1200)
Race State	Finished



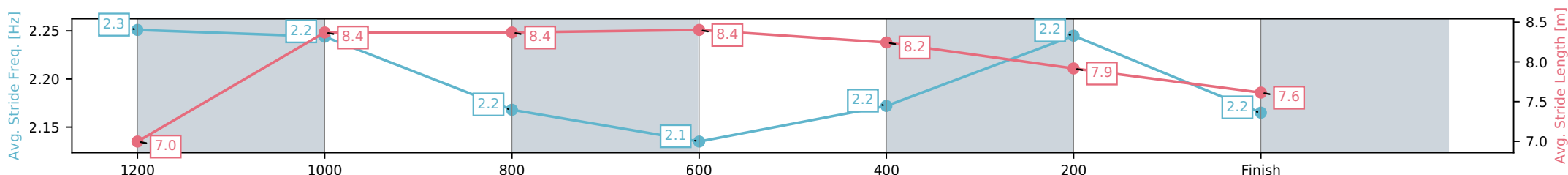
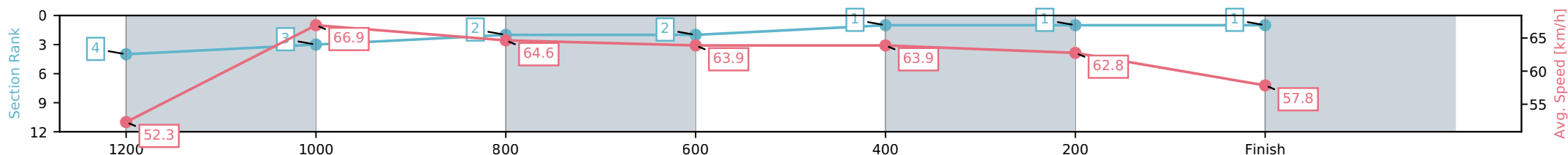
Townsville QLD --Professional-2026-06-22
 Race 3: BELLE PROPERTY BENCHMARK 55 Handicap - 1400m

22 June 2026 - 2:04PM

Track Rating: Good 4, Weather: Fine, Rail Position: +2m 1000m-W/Post, True Remainder



Section	L1400	L1200	L1000	L800	L600	L400	L200
Section Times	1:22.64 (0:13.84)	1:08.80 [4] (0:10.76)	0:58.04 [3] (0:11.20)	0:46.84 [2] (0:11.37)	0:35.47 [2] (0:11.41)	0:24.06 [1] (0:11.54)	0:12.52 [1] (0:12.52)
Average Speed [km/h]	52.3	66.9	64.6	63.9	63.9	62.8	57.8
Top Speed [km/h]	68.0	67.5	65.8	64.2	64.3	63.9	60.5
Avg. Dist. to Rail [m]	7.2	1.8	1.4	2.0	2.3	3.7	5.0
Avg. Stride Freq. [Hz]	2.3	2.2	2.2	2.1	2.2	2.2	2.2
Avg. Stride Length [m]	7.0	8.4	8.4	8.4	8.2	7.9	7.6



- [] Ranking at each section and finish
- :-:- No data available at this section
- NA No data available

Horse/Jockey Name	Betta Al/Wanderson D'Avila
Finish Rank	2
Fastest Section Time (Section)	0:11.03 (1200-1000)
Top Speed [km/h] (Section)	67.3 (1200-1000)
Race State	Finished



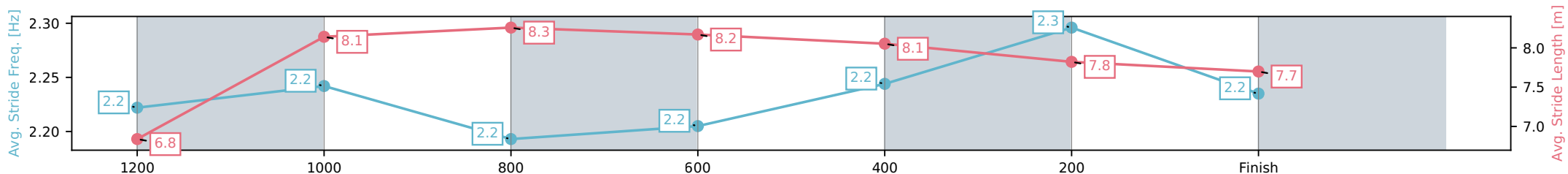
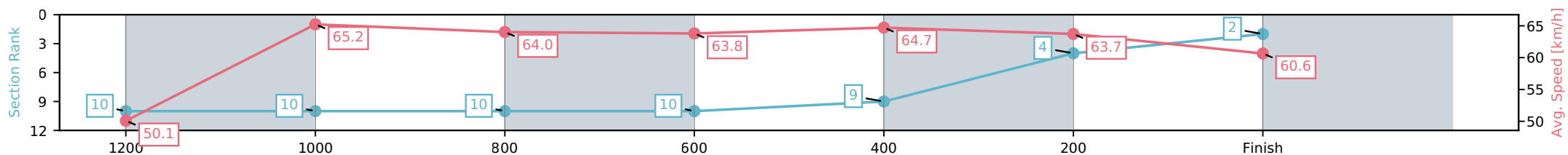
Townsville QLD --Professional-2026-06-22
 Race 3: BELLE PROPERTY BENCHMARK 55 Handicap - 1400m

22 June 2026 - 2:04PM

Track Rating: Good 4, Weather: Fine, Rail Position: +2m 1000m-W/Post, True Remainder



Section	L1400	L1200	L1000	L800	L600	L400	L200
Section Times	1:22.81 (0:14.46)	1:08.35 [10] (0:11.03)	0:57.32 [10] (0:11.28)	0:46.03 [10] (0:11.37)	0:34.66 [10] (0:11.31)	0:23.35 [9] (0:11.40)	0:11.96 [4] (0:11.96)
Average Speed [km/h]	50.1	65.2	64.0	63.8	64.7	63.7	60.6
Top Speed [km/h]	64.9	67.3	66.4	64.8	65.5	65.0	63.1
Avg. Dist. to Rail [m]	7.7	0.9	0.9	1.6	3.6	5.8	6.5
Avg. Stride Freq. [Hz]	2.2	2.2	2.2	2.2	2.2	2.3	2.2
Avg. Stride Length [m]	6.8	8.1	8.3	8.2	8.1	7.8	7.7



- [] Ranking at each section and finish
- :-:- No data available at this section
- NA No data available

Horse/Jockey Name	Intruder/Mitch Goring
Finish Rank	3
Fastest Section Time (Section)	0:10.75 (1200-1000)
Top Speed [km/h] (Section)	68.7 (1200-1000)
Race State	Finished



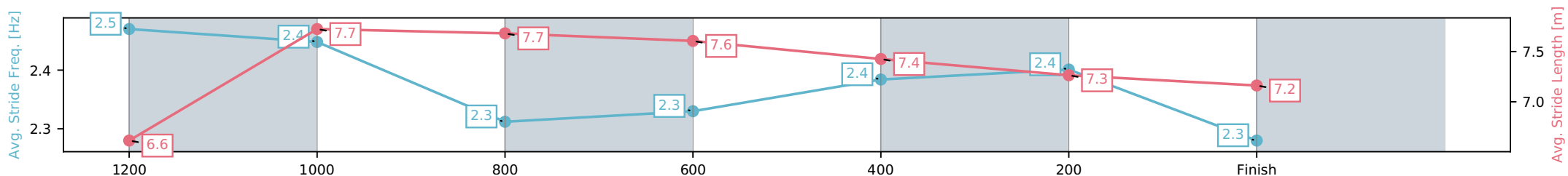
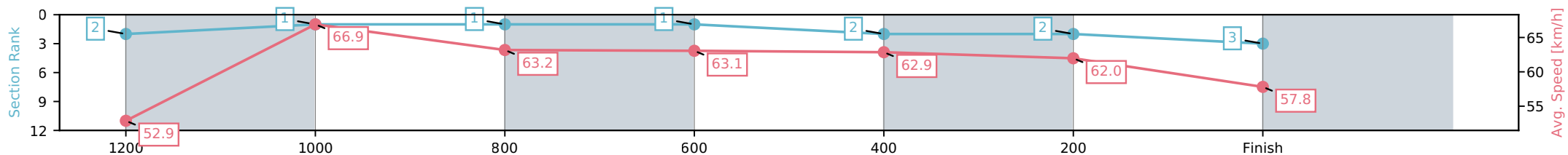
Townsville QLD --Professional-2026-06-22
 Race 3: BELLE PROPERTY BENCHMARK 55 Handicap - 1400m

22 June 2026 - 2:04PM

Track Rating: Good 4, Weather: Fine, Rail Position: +2m 1000m-W/Post, True Remainder



Section	L1400	L1200	L1000	L800	L600	L400	L200
Section Times	1:22.84 (0:13.68)	1:09.16 [2] (0:10.75)	0:58.42 [1] (0:11.30)	0:47.11 [1] (0:11.40)	0:35.71 [1] (0:11.51)	0:24.20 [2] (0:11.65)	0:12.55 [2] (0:12.55)
Average Speed [km/h]	52.9	66.9	63.2	63.1	62.9	62.0	57.8
Top Speed [km/h]	67.7	68.7	64.2	64.3	64.0	62.7	63.5
Avg. Dist. to Rail [m]	3.7	0.7	1.6	0.4	1.0	2.5	3.8
Avg. Stride Freq. [Hz]	2.5	2.4	2.3	2.3	2.4	2.4	2.3
Avg. Stride Length [m]	6.6	7.7	7.7	7.6	7.4	7.3	7.2



- [] Ranking at each section and finish
- :-:- No data available at this section
- NA No data available

Horse/Jockey Name	Beta Better/Isabella Teh
Finish Rank	4
Fastest Section Time (Section)	0:11.01 (1200-1000)
Top Speed [km/h] (Section)	67.2 (1200-1000)
Race State	Finished



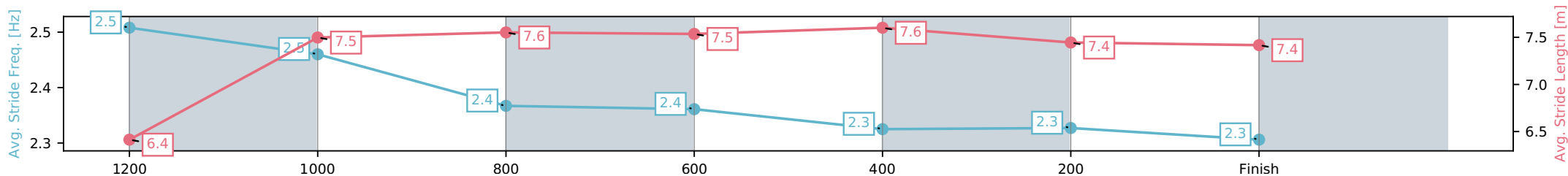
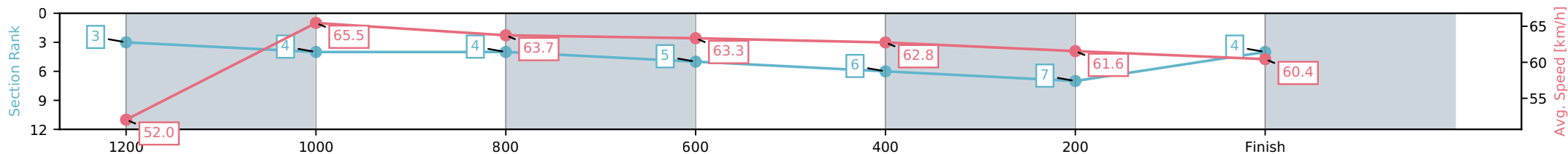
Townsville QLD --Professional-2026-06-22
 Race 3: BELLE PROPERTY BENCHMARK 55 Handicap - 1400m

22 June 2026 - 2:04PM

Track Rating: Good 4, Weather: Fine, Rail Position: +2m 1000m-W/Post, True Remainder



Section	L1400	L1200	L1000	L800	L600	L400	L200
Section Times	1:22.93 (0:13.79)	1:09.14 [3] (0:11.01)	0:58.14 [4] (0:11.30)	0:46.84 [4] (0:11.46)	0:35.38 [5] (0:11.60)	0:23.78 [6] (0:11.77)	0:12.01 [7] (0:12.01)
Average Speed [km/h]	52.0	65.5	63.7	63.3	62.8	61.6	60.4
Top Speed [km/h]	64.9	67.2	64.8	63.8	63.6	62.4	61.6
Avg. Dist. to Rail [m]	4.9	1.1	1.0	1.8	2.4	3.7	3.5
Avg. Stride Freq. [Hz]	2.5	2.5	2.4	2.4	2.3	2.3	2.3
Avg. Stride Length [m]	6.4	7.5	7.6	7.5	7.6	7.4	7.4



- [] Ranking at each section and finish
- :-:- No data available at this section
- NA No data available

Horse/Jockey Name	Talons/Ivo Fry
Finish Rank	5
Fastest Section Time (Section)	0:10.84 (1200-1000)
Top Speed [km/h] (Section)	67.4 (1200-1000)
Race State	Finished



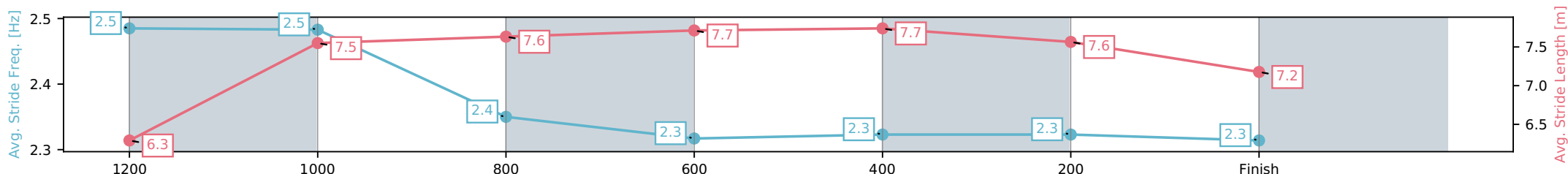
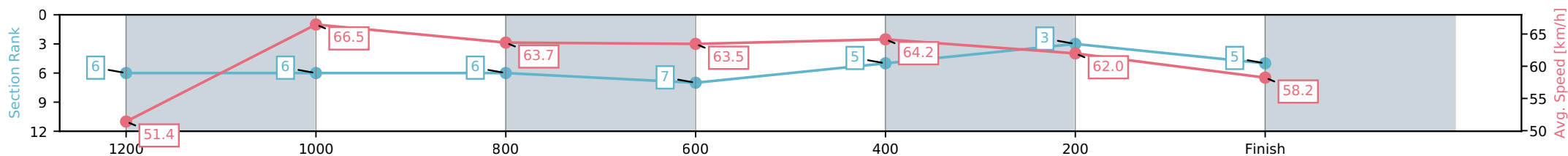
Townsville QLD --Professional-2026-06-22
 Race 3: BELLE PROPERTY BENCHMARK 55 Handicap - 1400m

22 June 2026 - 2:04PM

Track Rating: Good 4, Weather: Fine, Rail Position: +2m 1000m-W/Post, True Remainder



Section	L1400	L1200	L1000	L800	L600	L400	L200
Section Times	1:23.27 (0:14.06)	1:09.21 [6] (0:10.84)	0:58.37 [6] (0:11.39)	0:46.98 [6] (0:11.45)	0:35.53 [7] (0:11.38)	0:24.15 [5] (0:11.72)	0:12.44 [3] (0:12.44)
Average Speed [km/h]	51.4	66.5	63.7	63.5	64.2	62.0	58.2
Top Speed [km/h]	65.4	67.4	64.9	64.1	64.5	63.7	60.8
Avg. Dist. to Rail [m]	5.5	1.5	1.3	2.0	3.1	5.8	6.6
Avg. Stride Freq. [Hz]	2.5	2.5	2.4	2.3	2.3	2.3	2.3
Avg. Stride Length [m]	6.3	7.5	7.6	7.7	7.7	7.6	7.2



- [] Ranking at each section and finish
- :-:- No data available at this section
- NA No data available

Horse/Jockey Name	Blackthorn/Sean Cormack
Finish Rank	6
Fastest Section Time (Section)	0:10.89 (1200-1000)
Top Speed [km/h] (Section)	68.9 (1200-1000)
Race State	Finished



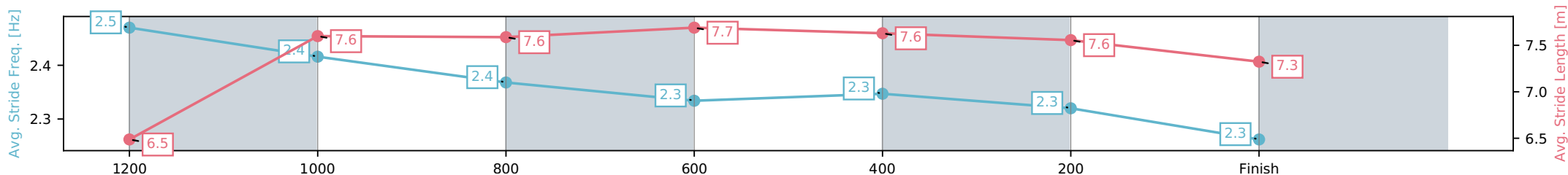
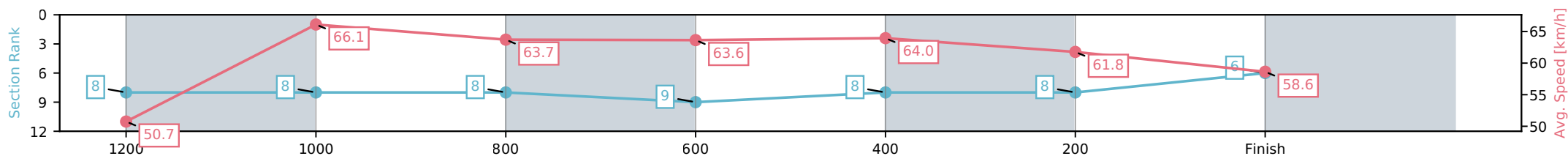
Townsville QLD --Professional-2026-06-22
 Race 3: BELLE PROPERTY BENCHMARK 55 Handicap - 1400m

22 June 2026 - 2:04PM

Track Rating: Good 4, Weather: Fine, Rail Position: +2m 1000m-W/Post, True Remainder



Section	L1400	L1200	L1000	L800	L600	L400	L200
Section Times	1:23.51 (0:14.28)	1:09.23 [8] (0:10.89)	0:58.34 [8] (0:11.36)	0:46.98 [8] (0:11.45)	0:35.54 [9] (0:11.41)	0:24.13 [8] (0:11.76)	0:12.36 [8] (0:12.36)
Average Speed [km/h]	50.7	66.1	63.7	63.6	64.0	61.8	58.6
Top Speed [km/h]	64.7	68.9	65.0	64.5	64.4	64.3	60.0
Avg. Dist. to Rail [m]	7.6	1.4	1.3	2.1	3.0	5.7	7.8
Avg. Stride Freq. [Hz]	2.5	2.4	2.4	2.3	2.3	2.3	2.3
Avg. Stride Length [m]	6.5	7.6	7.6	7.7	7.6	7.6	7.3



- [] Ranking at each section and finish
- :-:- No data available at this section
- NA No data available

Horse/Jockey Name	Look At Rosa/Fiona Sandkuhl
Finish Rank	7
Fastest Section Time (Section)	0:10.89 (1200-1000)
Top Speed [km/h] (Section)	67.6 (1200-1000)
Race State	Finished



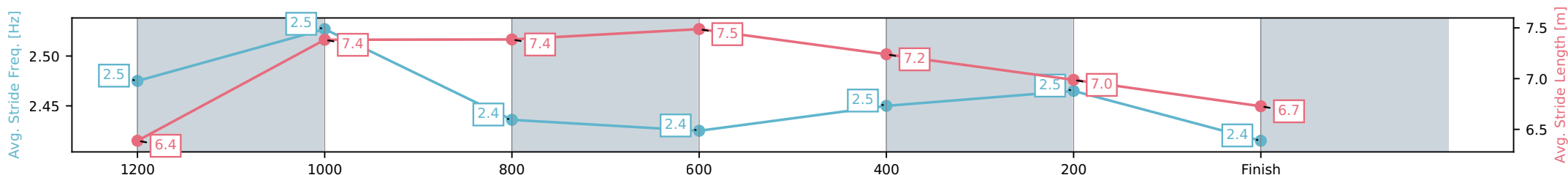
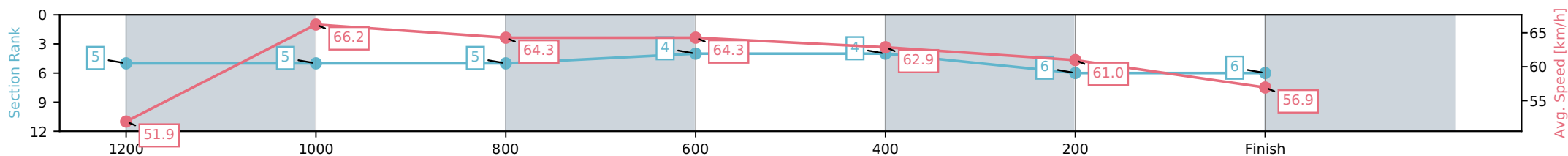
Townsville QLD --Professional-2026-06-22
 Race 3: BELLE PROPERTY BENCHMARK 55 Handicap - 1400m

22 June 2026 - 2:04PM

Track Rating: Good 4, Weather: Fine, Rail Position: +2m 1000m-W/Post, True Remainder



Section	L1400	L1200	L1000	L800	L600	L400	L200
Section Times	1:23.51 (0:13.96)	1:09.56 [5] (0:10.89)	0:58.66 [5] (0:11.28)	0:47.39 [5] (0:11.32)	0:36.07 [4] (0:11.61)	0:24.46 [4] (0:11.85)	0:12.61 [6] (0:12.61)
Average Speed [km/h]	51.9	66.2	64.3	64.3	62.9	61.0	56.9
Top Speed [km/h]	64.4	67.6	65.5	65.3	64.2	62.1	59.2
Avg. Dist. to Rail [m]	9.1	3.4	1.6	2.2	2.8	3.0	4.3
Avg. Stride Freq. [Hz]	2.5	2.5	2.4	2.4	2.5	2.5	2.4
Avg. Stride Length [m]	6.4	7.4	7.4	7.5	7.2	7.0	6.7



- [] Ranking at each section and finish
- :-:- No data available at this section
- NA No data available

Horse/Jockey Name	Top Honours/Chelsea Jokic
Finish Rank	8
Fastest Section Time (Section)	0:10.92 (1200-1000)
Top Speed [km/h] (Section)	67.8 (1200-1000)
Race State	Finished



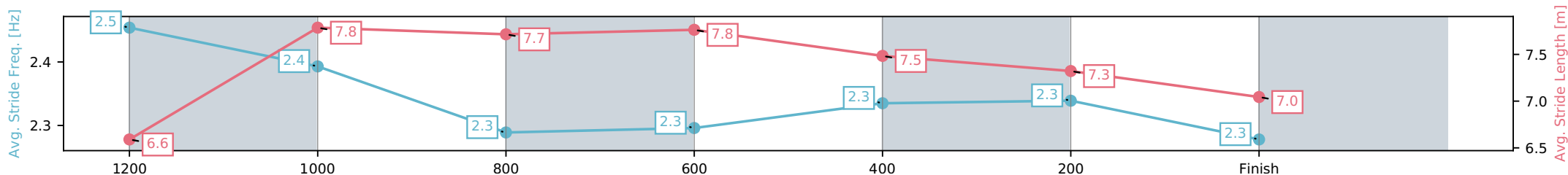
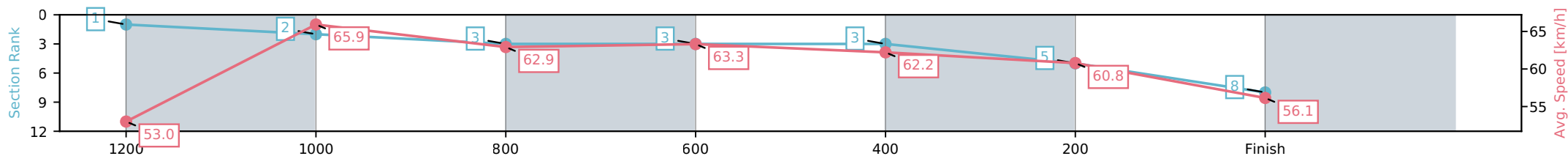
Townsville QLD --Professional-2026-06-22
 Race 3: BELLE PROPERTY BENCHMARK 55 Handicap - 1400m

22 June 2026 - 2:04PM

Track Rating: Good 4, Weather: Fine, Rail Position: +2m 1000m-W/Post, True Remainder



Section	L1400	L1200	L1000	L800	L600	L400	L200
Section Times	1:23.80 (0:13.60)	1:10.20 [1] (0:10.92)	0:59.28 [2] (0:11.42)	0:47.85 [3] (0:11.45)	0:36.40 [3] (0:11.63)	0:24.78 [3] (0:11.86)	0:12.91 [5] (0:12.91)
Average Speed [km/h]	53.0	65.9	62.9	63.3	62.2	60.8	56.1
Top Speed [km/h]	66.8	67.8	64.0	64.3	63.6	61.9	59.3
Avg. Dist. to Rail [m]	2.5	0.5	1.0	1.1	1.1	1.5	2.3
Avg. Stride Freq. [Hz]	2.5	2.4	2.3	2.3	2.3	2.3	2.3
Avg. Stride Length [m]	6.6	7.8	7.7	7.8	7.5	7.3	7.0



- [] Ranking at each section and finish
- :-:- No data available at this section
- NA No data available

Horse/Jockey Name	Convo/Ben Kennedy
Finish Rank	9
Fastest Section Time (Section)	0:10.88 (1200-1000)
Top Speed [km/h] (Section)	67.5 (1200-1000)
Race State	Finished



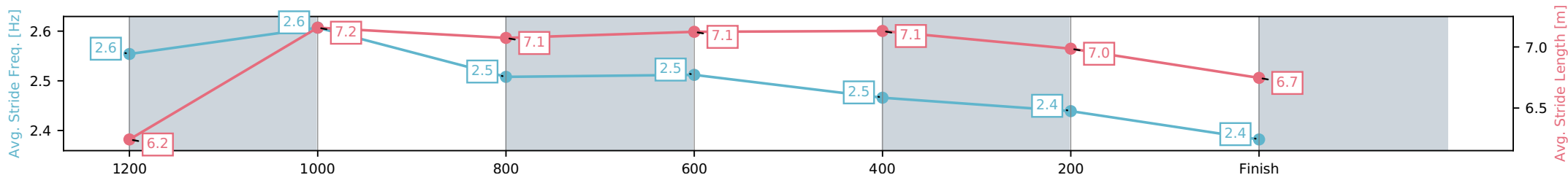
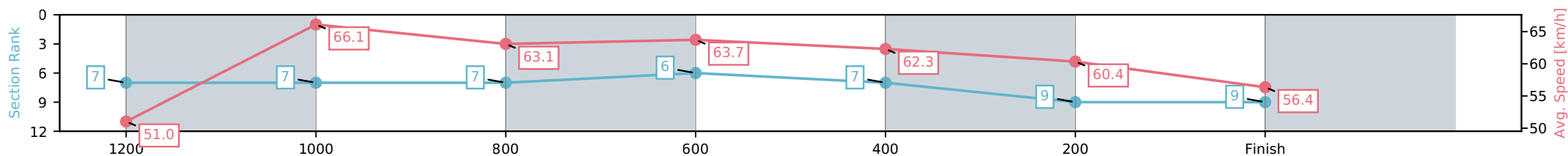
Townsville QLD --Professional-2026-06-22
 Race 3: BELLE PROPERTY BENCHMARK 55 Handicap - 1400m

22 June 2026 - 2:04PM

Track Rating: Good 4, Weather: Fine, Rail Position: +2m 1000m-W/Post, True Remainder



Section	L1400	L1200	L1000	L800	L600	L400	L200
Section Times	1:24.22 (0:14.18)	1:10.04 [7] (0:10.88)	0:59.16 [7] (0:11.32)	0:47.84 [7] (0:11.31)	0:36.52 [6] (0:11.68)	0:24.85 [7] (0:11.99)	0:12.86 [9] (0:12.86)
Average Speed [km/h]	51.0	66.1	63.1	63.7	62.3	60.4	56.4
Top Speed [km/h]	66.2	67.5	64.2	64.3	63.6	61.1	59.5
Avg. Dist. to Rail [m]	4.2	0.6	1.4	0.4	2.1	3.0	3.4
Avg. Stride Freq. [Hz]	2.6	2.6	2.5	2.5	2.5	2.4	2.4
Avg. Stride Length [m]	6.2	7.2	7.1	7.1	7.1	7.0	6.7



- [] Ranking at each section and finish
- :-:- No data available at this section
- NA No data available

Horse/Jockey Name	Silver City/Aidan Holt
Finish Rank	10
Fastest Section Time (Section)	0:10.94 (1200-1000)
Top Speed [km/h] (Section)	66.5 (1200-1000)
Race State	Finished



Townsville QLD --Professional-2026-06-22

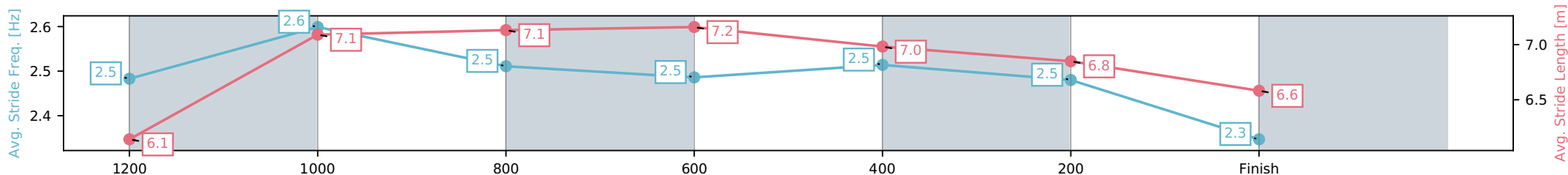
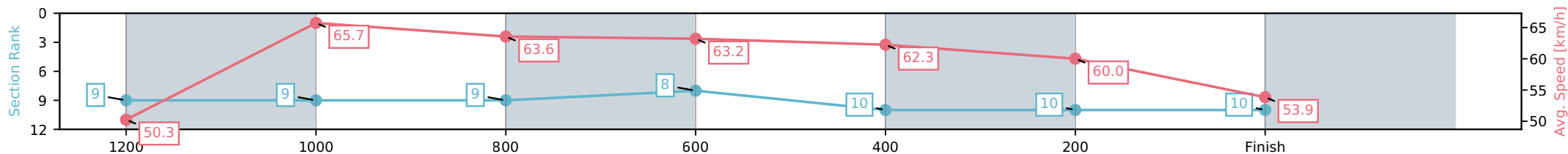
Race 3: BELLE PROPERTY BENCHMARK 55 Handicap - 1400m

22 June 2026 - 2:04PM

Track Rating: Good 4, Weather: Fine, Rail Position: +2m 1000m-W/Post, True Remainder



Section	L1400	L1200	L1000	L800	L600	L400	L200
Section Times	1:25.10 (0:14.42)	1:10.68 [9] (0:10.94)	0:59.74 [9] (0:11.23)	0:48.51 [9] (0:11.38)	0:37.13 [8] (0:11.65)	0:25.48 [10] (0:12.03)	0:13.45 [10] (0:13.45)
Average Speed [km/h]	50.3	65.7	63.6	63.2	62.3	60.0	53.9
Top Speed [km/h]	64.9	66.5	64.7	64.0	63.3	62.1	58.5
Avg. Dist. to Rail [m]	6.2	0.8	1.6	0.4	1.3	3.0	5.3
Avg. Stride Freq. [Hz]	2.5	2.6	2.5	2.5	2.5	2.5	2.3
Avg. Stride Length [m]	6.1	7.1	7.1	7.2	7.0	6.8	6.6



- [] Ranking at each section and finish
- :-:- No data available at this section
- NA No data available



Townsville QLD
Race 4: LADBROKES PUNTER ASSIST OPEN Handicap - 1400m
 22 June 2026 - 2:42PM



Track Rating: Good 4, Weather: Fine, Rail Position: +2m 1000m-W/Post, True Remainder

Field Times (Race Tempo) 1:24.11 1:09.96 0:58.30 0:46.10 0:34.19 0:22.61 0:11.44
 (0:14.15) (0:11.66) (0:12.20) (0:11.91) (0:11.58) (0:11.17) (0:11.44)

Rank	TAB#	Horse	Overall Time	First 400m	Top Speed km/h (Section)	L1400	L1200	L1000	L800	L600	L400	L200	
	(BAR#)	Jockey	Margin (DT-W)	Last 600m	Fastest Section (Time)	Start - 1200	1200 - 1000	1000 - 800	800 - 600	600 - 400	400 - 200	200 - Finish	
1	7	Prince Akeem	1:24.11	0:26.18	66.1 (400-200)	1:24.11	1:09.52 [4]	0:57.93 [3]	0:45.76 [4]	0:33.86 [4]	0:22.44 [4]	0:11.31 [2]	
	(4)	Ivo Fry		0:33.86	400-200 (0:11.13)	(0:14.59)	(0:11.59)	(0:12.17)	(0:11.90)	(0:11.42)	(0:11.13)	(0:11.31)	
2	8	Swatow	1:24.26	0:25.99	65.0 (400-200)	1:24.26	1:09.86 [2]	0:58.27 [2]	0:46.09 [2]	0:34.22 [2]	0:22.76 [1]	0:11.59 [1]	
	(3)	Sean Cormack	0.8L (-2)	0:34.22	400-200 (0:11.17)	(0:14.40)	(0:11.59)	(0:12.18)	(0:11.87)	(0:11.46)	(0:11.17)	(0:11.59)	
3	6	Acclimatise	1:24.42	0:26.22	65.0 (400-200)	1:24.42	1:09.90 [3]	0:58.20 [4]	0:46.12 [3]	0:34.38 [3]	0:22.75 [3]	0:11.48 [5]	
	(1)	Rachel Shred	1.7L (+2)	0:34.38	400-200 (0:11.27)	(0:14.52)	(0:11.70)	(0:12.08)	(0:11.74)	(0:11.63)	(0:11.27)	(0:11.48)	
4	4	Rouge Moulin	1:24.42	0:26.27	67.2 (400-200)	1:24.42	1:09.78 [5]	0:58.14 [5]	0:45.86 [5]	0:34.04 [5]	0:22.53 [5]	0:11.49 [4]	
	(6)	Lacey Morrison	1.7L (+0)	0:34.04	400-200 (0:11.04)	(0:14.64)	(0:11.63)	(0:12.28)	(0:11.83)	(0:11.51)	(0:11.04)	(0:11.49)	
5	3	Colours Of Autumn	1:24.44	0:25.81	64.8 (1400 - 1200)	1:24.44	1:10.29 [1]	0:58.63 [1]	0:46.43 [1]	0:34.52 [1]	0:22.93 [2]	0:11.63 [3]	
	(5)	Fiona Sandkuhl	1.9L (-1)	0:34.52	400-200 (0:11.30)	(0:14.15)	(0:11.66)	(0:12.20)	(0:11.91)	(0:11.59)	(0:11.30)	(0:11.63)	
6	1	Acrophobic	1:24.59	0:26.45	65.8 (200-0)	1:24.59	1:09.64 [7]	0:58.14 [6]	0:45.80 [7]	0:33.93 [7]	0:22.49 [7]	0:11.40 [7]	
	(2)	Aidan Holt	2.8L (-2)	0:33.94	400-200 (0:11.10)	(0:14.95)	(0:11.50)	(0:12.34)	(0:11.87)	(0:11.44)	(0:11.10)	(0:11.40)	
7	2	Turbeau	1:24.68	0:26.47	65.3 (200-0)	1:24.68	1:09.78 [6]	0:58.21 [7]	0:46.04 [6]	0:34.18 [6]	0:22.75 [6]	0:11.51 [6]	
	(7)	Ryan Wiggins	3.3L (+0)	0:34.18	400-200 (0:11.24)	(0:14.90)	(0:11.57)	(0:12.16)	(0:11.86)	(0:11.43)	(0:11.24)	(0:11.51)	

Scratched: Strathcona (#5)

Report Created: Mon 22 June 2026

(Note: Races are conducted over an approximate distance as close as possible to the advertised distance, and recorded data may vary accordingly. Official times refer to race times only and do not include handicap times.)

- [] Position in running at each section and finish TAB# Saddle cloth number
- :-:- No data available at this section BAR# Barrier/Gate Position
- NA No data available DNF Did not finish
- DNT Did not track DT-W Distance travelled compared to winner in metres

- Fastest split
- Fastest section

Horse/Jockey Name	Prince Akeem/Ivo Fry
Finish Rank	1
Fastest Section Time (Section)	0:11.13 (400-200)
Top Speed [km/h] (Section)	66.1 (400-200)
Race State	Finished



Townsville QLD --Professional-2026-06-22

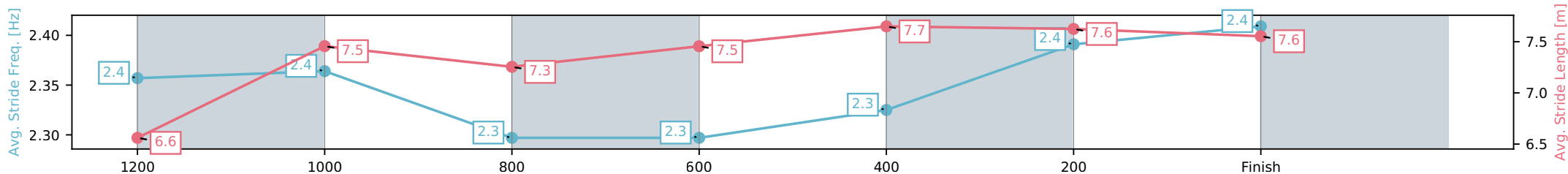
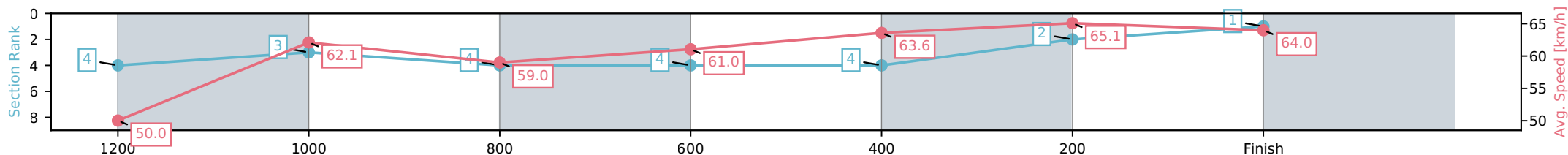
Race 4: LADBROKES PUNTER ASSIST OPEN Handicap - 1400m

22 June 2026 - 2:42PM

Track Rating: Good 4, Weather: Fine, Rail Position: +2m 1000m-W/Post, True Remainder



Section	L1400	L1200	L1000	L800	L600	L400	L200
Section Times	1:24.11 (0:14.59)	1:09.52 [4] (0:11.59)	0:57.93 [3] (0:12.17)	0:45.76 [4] (0:11.90)	0:33.86 [4] (0:11.42)	0:22.44 [4] (0:11.13)	0:11.31 [2] (0:11.31)
Average Speed [km/h]	50.0	62.1	59.0	61.0	63.6	65.1	64.0
Top Speed [km/h]	62.5	64.4	60.3	63.1	64.7	66.1	66.1
Avg. Dist. to Rail [m]	3.4	0.3	0.9	1.4	2.1	3.5	5.2
Avg. Stride Freq. [Hz]	2.4	2.4	2.3	2.3	2.3	2.4	2.4
Avg. Stride Length [m]	6.6	7.5	7.3	7.5	7.7	7.6	7.6



- [] Ranking at each section and finish
- :-:- No data available at this section
- NA No data available

Horse/Jockey Name	Swatow/Sean Cormack
Finish Rank	2
Fastest Section Time (Section)	0:11.17 (400-200)
Top Speed [km/h] (Section)	65.0 (400-200)
Race State	Finished



Townsville QLD --Professional-2026-06-22

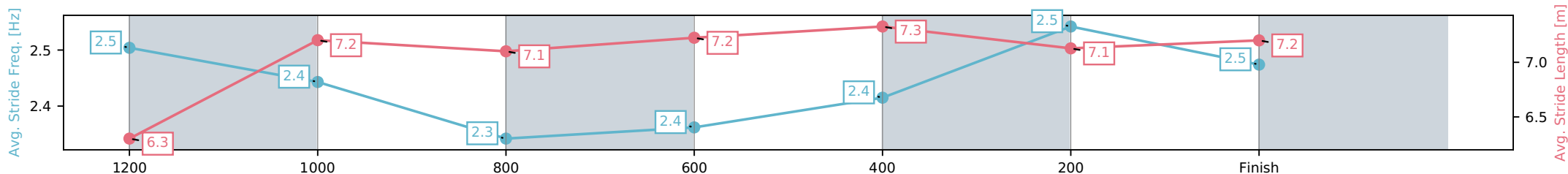
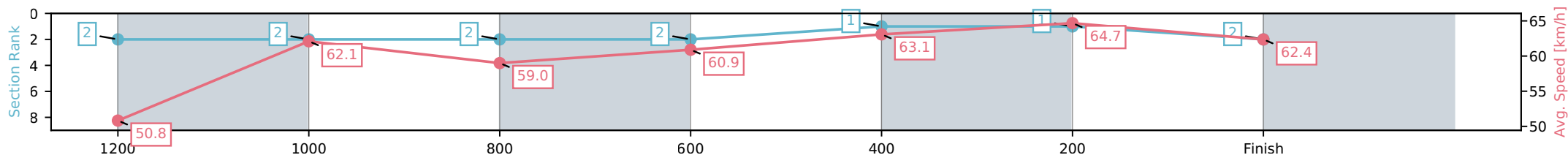
Race 4: LADBROKES PUNTER ASSIST OPEN Handicap - 1400m

22 June 2026 - 2:42PM

Track Rating: Good 4, Weather: Fine, Rail Position: +2m 1000m-W/Post, True Remainder



Section	L1400	L1200	L1000	L800	L600	L400	L200
Section Times	1:24.26 (0:14.40)	1:09.86 [2] (0:11.59)	0:58.27 [2] (0:12.18)	0:46.09 [2] (0:11.87)	0:34.22 [2] (0:11.46)	0:22.76 [1] (0:11.17)	0:11.59 [1] (0:11.59)
Average Speed [km/h]	50.8	62.1	59.0	60.9	63.1	64.7	62.4
Top Speed [km/h]	62.5	63.6	60.7	62.9	64.2	65.0	64.7
Avg. Dist. to Rail [m]	2.2	0.3	0.7	0.8	0.8	2.3	3.8
Avg. Stride Freq. [Hz]	2.5	2.4	2.3	2.4	2.4	2.5	2.5
Avg. Stride Length [m]	6.3	7.2	7.1	7.2	7.3	7.1	7.2



[] Ranking at each section and finish
 -:-:- No data available at this section
 NA No data available

Horse/Jockey Name	Acclimatise/Rachel Shred
Finish Rank	3
Fastest Section Time (Section)	0:11.27 (400-200)
Top Speed [km/h] (Section)	65.0 (400-200)
Race State	Finished



Townsville QLD --Professional-2026-06-22

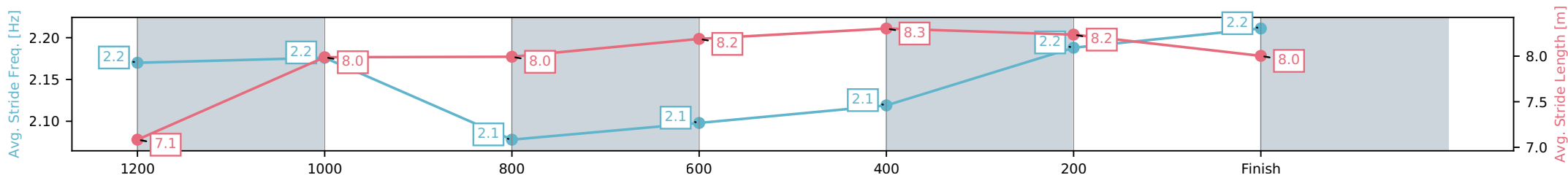
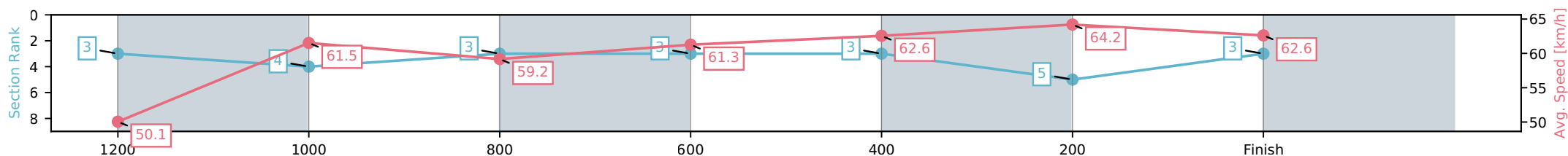
Race 4: LADBROKES PUNTER ASSIST OPEN Handicap - 1400m

22 June 2026 - 2:42PM

Track Rating: Good 4, Weather: Fine, Rail Position: +2m 1000m-W/Post, True Remainder



Section	L1400	L1200	L1000	L800	L600	L400	L200
Section Times	1:24.42 (0:14.52)	1:09.90 [3] (0:11.70)	0:58.20 [4] (0:12.08)	0:46.12 [3] (0:11.74)	0:34.38 [3] (0:11.63)	0:22.75 [3] (0:11.27)	0:11.48 [5] (0:11.48)
Average Speed [km/h]	50.1	61.5	59.2	61.3	62.6	64.2	62.6
Top Speed [km/h]	61.8	62.9	60.8	63.3	63.0	65.0	64.4
Avg. Dist. to Rail [m]	3.2	0.7	1.3	0.4	2.1	2.3	1.4
Avg. Stride Freq. [Hz]	2.2	2.2	2.1	2.1	2.1	2.2	2.2
Avg. Stride Length [m]	7.1	8.0	8.0	8.2	8.3	8.2	8.0



- [] Ranking at each section and finish
- :-:- No data available at this section
- NA No data available

Horse/Jockey Name	Rouge Moulin/Lacey Morrison
Finish Rank	4
Fastest Section Time (Section)	0:11.04 (400-200)
Top Speed [km/h] (Section)	67.2 (400-200)
Race State	Finished



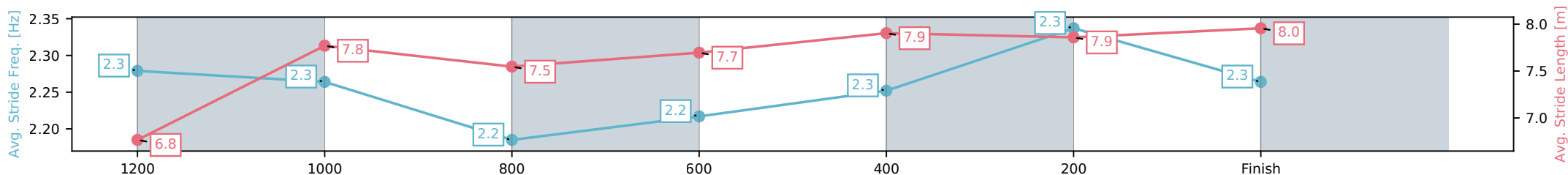
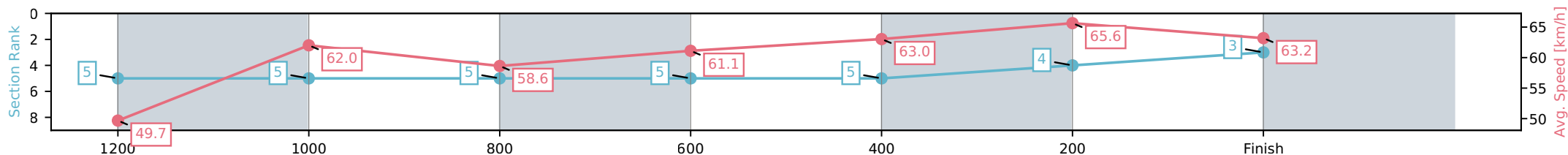
Townsville QLD --Professional-2026-06-22
 Race 4: LADBROKES PUNTER ASSIST OPEN Handicap - 1400m

22 June 2026 - 2:42PM

Track Rating: Good 4, Weather: Fine, Rail Position: +2m 1000m-W/Post, True Remainder



Section	L1400	L1200	L1000	L800	L600	L400	L200
Section Times	1:24.42 (0:14.64)	1:09.78 [5] (0:11.63)	0:58.14 [5] (0:12.28)	0:45.86 [5] (0:11.83)	0:34.04 [5] (0:11.51)	0:22.53 [5] (0:11.04)	0:11.49 [4] (0:11.49)
Average Speed [km/h]	49.7	62.0	58.6	61.1	63.0	65.6	63.2
Top Speed [km/h]	61.1	64.5	60.3	63.5	64.2	67.2	66.1
Avg. Dist. to Rail [m]	4.6	0.6	0.9	1.0	1.6	4.3	6.4
Avg. Stride Freq. [Hz]	2.3	2.3	2.2	2.2	2.3	2.3	2.3
Avg. Stride Length [m]	6.8	7.8	7.5	7.7	7.9	7.9	8.0



- [] Ranking at each section and finish
- :-:- No data available at this section
- NA No data available

Horse/Jockey Name	Colours Of Autumn/Fiona Sandkuhl
Finish Rank	5
Fastest Section Time (Section)	0:11.30 (400-200)
Top Speed [km/h] (Section)	64.8 (1400 - 1200)
Race State	Finished



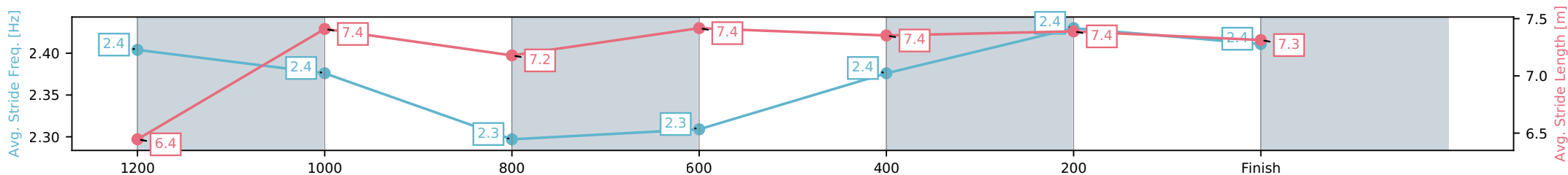
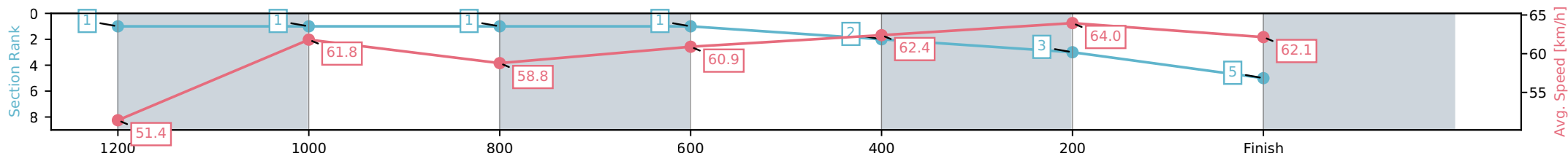
Townsville QLD --Professional-2026-06-22
 Race 4: LADBROKES PUNTER ASSIST OPEN Handicap - 1400m

22 June 2026 - 2:42PM

Track Rating: Good 4, Weather: Fine, Rail Position: +2m 1000m-W/Post, True Remainder



Section	L1400	L1200	L1000	L800	L600	L400	L200
Section Times	1:24.44 (0:14.15)	1:10.29 [1] (0:11.66)	0:58.63 [1] (0:12.20)	0:46.43 [1] (0:11.91)	0:34.52 [1] (0:11.59)	0:22.93 [2] (0:11.30)	0:11.63 [3] (0:11.63)
Average Speed [km/h]	51.4	61.8	58.8	60.9	62.4	64.0	62.1
Top Speed [km/h]	64.8	64.5	59.9	61.7	63.4	64.4	64.0
Avg. Dist. to Rail [m]	4.9	0.5	0.9	0.9	1.1	1.4	1.6
Avg. Stride Freq. [Hz]	2.4	2.4	2.3	2.3	2.4	2.4	2.4
Avg. Stride Length [m]	6.4	7.4	7.2	7.4	7.4	7.4	7.3



[] Ranking at each section and finish
 -:-:- No data available at this section
 NA No data available

Horse/Jockey Name	Acrophobic/Aidan Holt
Finish Rank	6
Fastest Section Time (Section)	0:11.10 (400-200)
Top Speed [km/h] (Section)	65.8 (200-0)
Race State	Finished



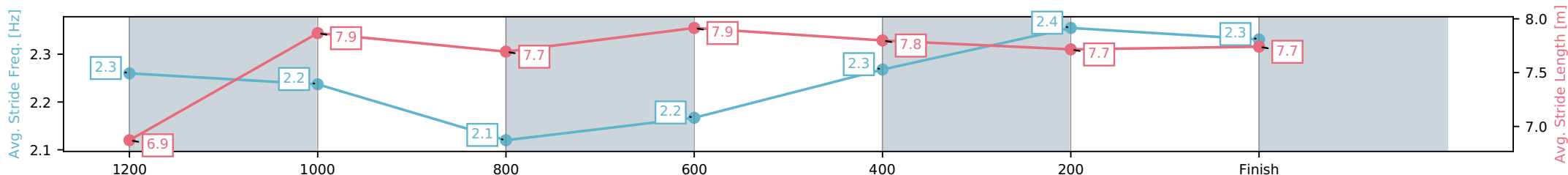
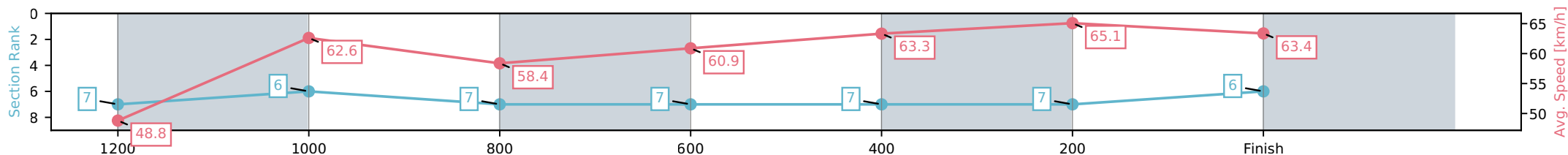
Townsville QLD --Professional-2026-06-22
 Race 4: LADBROKES PUNTER ASSIST OPEN Handicap - 1400m

22 June 2026 - 2:42PM

Track Rating: Good 4, Weather: Fine, Rail Position: +2m 1000m-W/Post, True Remainder



Section	L1400	L1200	L1000	L800	L600	L400	L200
Section Times	1:24.59 (0:14.95)	1:09.64 [7] (0:11.50)	0:58.14 [6] (0:12.34)	0:45.80 [7] (0:11.87)	0:33.93 [7] (0:11.44)	0:22.49 [7] (0:11.10)	0:11.40 [7] (0:11.40)
Average Speed [km/h]	48.8	62.6	58.4	60.9	63.3	65.1	63.4
Top Speed [km/h]	61.9	64.3	60.5	63.1	63.7	65.7	65.8
Avg. Dist. to Rail [m]	3.3	0.3	0.8	0.9	1.3	2.7	4.2
Avg. Stride Freq. [Hz]	2.3	2.2	2.1	2.2	2.3	2.4	2.3
Avg. Stride Length [m]	6.9	7.9	7.7	7.9	7.8	7.7	7.7



- [] Ranking at each section and finish
- :-:- No data available at this section
- NA No data available

Horse/Jockey Name	Turbeau/Ryan Wiggins
Finish Rank	7
Fastest Section Time (Section)	0:11.24 (400-200)
Top Speed [km/h] (Section)	65.3 (200-0)
Race State	Finished



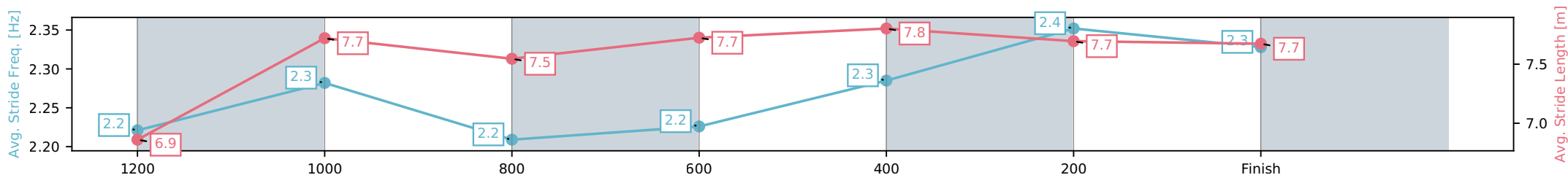
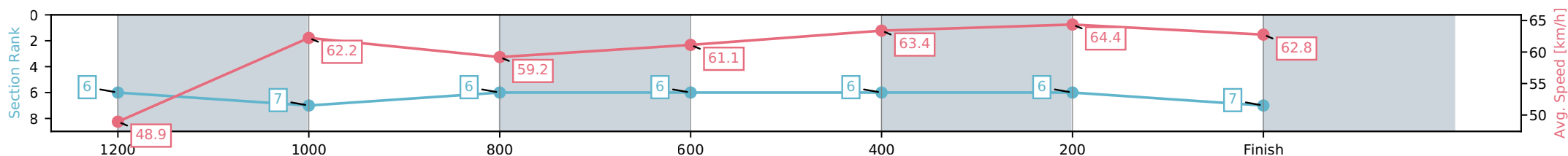
Townsville QLD --Professional-2026-06-22
 Race 4: LADBROKES PUNTER ASSIST OPEN Handicap - 1400m

22 June 2026 - 2:42PM

Track Rating: Good 4, Weather: Fine, Rail Position: +2m 1000m-W/Post, True Remainder



Section	L1400	L1200	L1000	L800	L600	L400	L200
Section Times	1:24.68 (0:14.90)	1:09.78 [6] (0:11.57)	0:58.21 [7] (0:12.16)	0:46.04 [6] (0:11.86)	0:34.18 [6] (0:11.43)	0:22.75 [6] (0:11.24)	0:11.51 [6] (0:11.51)
Average Speed [km/h]	48.9	62.2	59.2	61.1	63.4	64.4	62.8
Top Speed [km/h]	60.4	64.8	60.3	63.6	64.1	65.0	65.3
Avg. Dist. to Rail [m]	6.2	0.9	0.9	1.5	1.2	3.4	5.4
Avg. Stride Freq. [Hz]	2.2	2.3	2.2	2.2	2.3	2.4	2.3
Avg. Stride Length [m]	6.9	7.7	7.5	7.7	7.8	7.7	7.7



- [] Ranking at each section and finish
- :-:- No data available at this section
- NA No data available



Townsville QLD
Race 5: MITAVITE BENCHMARK 65 Handicap - 1200m
 22 June 2026 - 3:17PM



Track Rating: Good 4, Weather: Fine, Rail Position: +2m 1000m-W/Post, True Remainder

Field Times
 (Race Tempo) 1:10.28 0:56.42 0:45.91 0:35.27 0:24.14 0:12.39
 (0:13.86) (0:10.51) (0:10.64) (0:11.13) (0:11.74) (0:12.39)

Rank	TAB#	Horse	Overall Time	First 400m	Top Speed km/h (Section)	L1200	L1000	L800	L600	L400	L200		
	(BAR#)	Jockey	Margin (DT-W)	Last 600m	Fastest Section (Time)	Start - 1000	1000 - 800	800 - 600	600 - 400	400 - 200	200 - Finish		
1	10	Toranaga	1:10.28	0:24.79	70.4 (1000-800)	1:10.28	0:55.93 [5]	0:45.49 [4]	0:34.95 [4]	0:23.88 [4]	0:12.21 [3]		
	(5)	Ivo Fry		0:34.95	1000-800 (0:10.44)	(0:14.35)	(0:10.44)	(0:10.54)	(0:11.07)	(0:11.67)	(0:12.21)		
2	4	Kirikan	1:10.29	0:25.63	70.0 (1000-800)	1:10.29	0:55.40 [8]	0:44.65 [8]	0:33.89 [9]	0:23.08 [6]	0:11.87 [6]		
	(9)	Ryan Wiggins	0.0L (+7)	0:33.90	1000-800 (0:10.74)	(0:14.89)	(0:10.74)	(0:10.77)	(0:10.81)	(0:11.22)	(0:11.87)		
3	2	Nolan	1:10.53	0:24.55	69.9 (1000-800)	1:10.53	0:56.47 [2]	0:45.98 [2]	0:35.45 [3]	0:24.27 [2]	0:12.55 [2]		
	(4)	Mitch Goring	1.4L (+1)	0:35.45	1000-800 (0:10.49)	(0:14.06)	(0:10.49)	(0:10.53)	(0:11.18)	(0:11.72)	(0:12.55)		
4	6	Chartwell	1:10.53	0:24.95	68.3 (600-400)	1:10.53	0:56.28 [4]	0:45.58 [5]	0:34.86 [5]	0:23.86 [5]	0:12.34 [5]		
	(3)	Aidan Holt	1.4L (+0)	0:34.85	1000-800 (0:10.70)	(0:14.25)	(0:10.70)	(0:10.72)	(0:10.99)	(0:11.52)	(0:12.34)		
5	8	Whirlwind	1:10.67	0:25.37	70.1 (1000-800)	1:10.67	0:55.95 [7]	0:45.30 [7]	0:34.54 [7]	0:23.45 [7]	0:12.18 [7]		
	(7)	Fiona Sandkuhl	2.2L (+4)	0:34.53	1000-800 (0:10.65)	(0:14.72)	(0:10.65)	(0:10.77)	(0:11.08)	(0:11.27)	(0:12.18)		
6	9	Kobayastar	1:10.77	0:25.68	70.0 (1000-800)	1:10.77	0:55.74 [9]	0:45.09 [9]	0:34.42 [8]	0:23.31 [9]	0:12.09 [9]		
	(8)	Lacey Morrison	2.9L (+7)	0:34.42	1000-800 (0:10.65)	(0:15.03)	(0:10.65)	(0:10.66)	(0:11.11)	(0:11.22)	(0:12.09)		
7	7	Fistsoffury	1:10.94	0:25.29	69.2 (1000-800)	1:10.94	0:56.32 [6]	0:45.65 [6]	0:34.87 [6]	0:23.68 [8]	0:12.26 [8]		
	(6)	Tasha Chambers	3.8L (+4)	0:34.86	1000-800 (0:10.67)	(0:14.62)	(0:10.67)	(0:10.78)	(0:11.18)	(0:11.42)	(0:12.26)		
8	3	Bancory Bay	1:11.00	0:24.57	70.3 (1000-800)	1:11.00	0:56.90 [3]	0:46.44 [3]	0:35.95 [2]	0:24.86 [1]	0:13.11 [1]		
	(1)	Sean Cormack	4.2L (+0)	0:35.95	1000-800 (0:10.47)	(0:14.10)	(0:10.47)	(0:10.48)	(0:11.10)	(0:11.74)	(0:13.11)		
9	5	Carpaccio	1:11.64	0:24.37	69.7 (800-600)	1:11.64	0:57.78 [1]	0:47.27 [1]	0:36.63 [1]	0:25.25 [3]	0:13.47 [4]		
	(2)	Adam Sewell	7.9L (+1)	0:36.63	1000-800 (0:10.51)	(0:13.86)	(0:10.51)	(0:10.64)	(0:11.37)	(0:11.79)	(0:13.47)		

Scratched: Moegreen (#1)

Report Created: Mon 22 June 2026

(Note: Races are conducted over an approximate distance as close as possible to the advertised distance, and recorded data may vary accordingly. Official times refer to race times only and do not include handicap times.)

[] Position in running at each section and finish TAB# Saddle cloth number
 -:-:- No data available at this section BAR# Barrier/Gate Position
 NA No data available DNF Did not finish
 DNT Did not track DT-W Distance travelled compared to winner in metres

Fastest split
 Fastest section

data processed by **TRIPLESDATA**

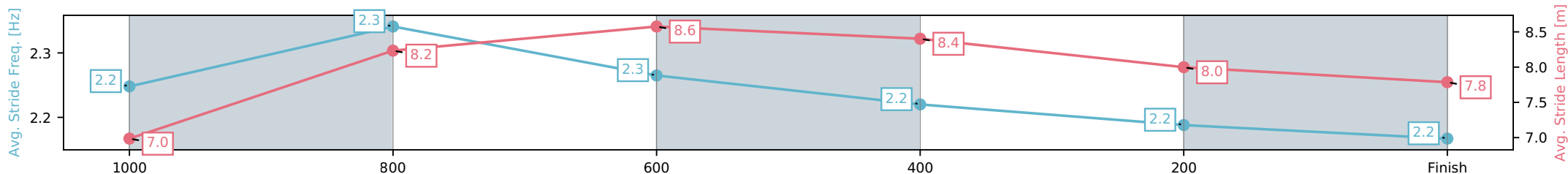
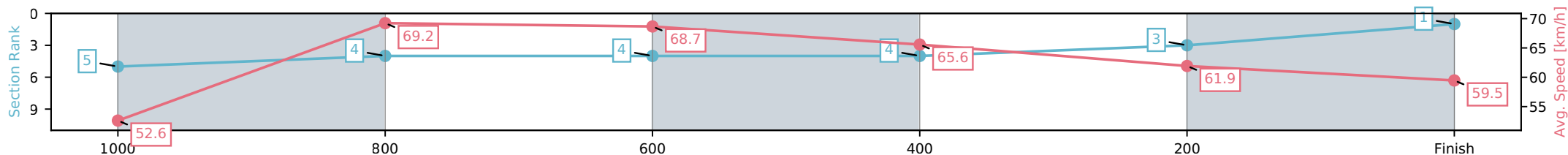
Horse/Jockey Name	Toranaga/Ivo Fry
Finish Rank	1
Fastest Section Time (Section)	0:10.44 (1000-800)
Top Speed [km/h] (Section)	70.4 (1000-800)
Race State	Finished



Townsville QLD --Professional-2026-06-22
 Race 5: MITAVITE BENCHMARK 65 Handicap - 1200m
 22 June 2026 - 3:17PM
 Track Rating: Good 4, Weather: Fine, Rail Position: +2m 1000m-W/Post, True Remainder



Section	L1200	L1000	L800	L600	L400	L200
Section Times	1:10.28 (0:14.35)	0:55.93 [5] (0:10.44)	0:45.49 [4] (0:10.54)	0:34.95 [4] (0:11.07)	0:23.88 [4] (0:11.67)	0:12.21 [3] (0:12.21)
Average Speed [km/h]	52.6	69.2	68.7	65.6	61.9	59.5
Top Speed [km/h]	67.2	70.4	70.2	67.8	63.6	61.1
Avg. Dist. to Rail [m]	6.7	0.9	1.0	1.5	3.3	6.2
Avg. Stride Freq. [Hz]	2.2	2.3	2.3	2.2	2.2	2.2
Avg. Stride Length [m]	7.0	8.2	8.6	8.4	8.0	7.8



- [] Ranking at each section and finish
- :-:- No data available at this section
- NA No data available

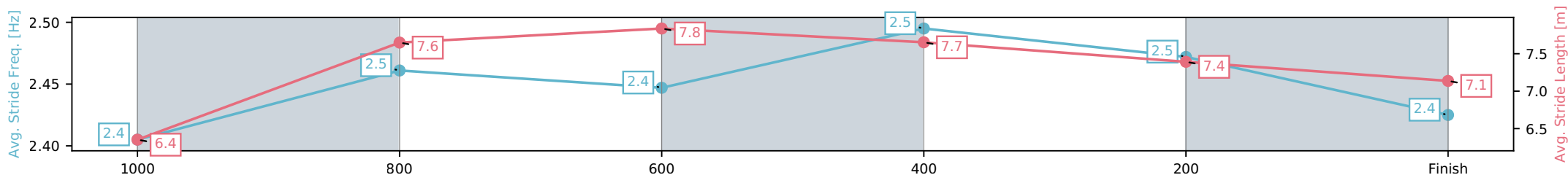
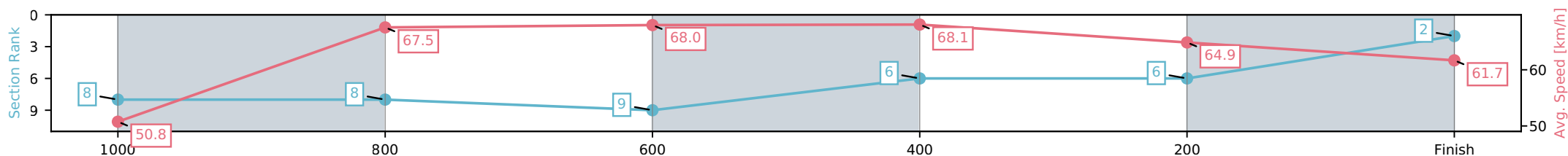
Horse/Jockey Name	Kirikan/Ryan Wiggins
Finish Rank	2
Fastest Section Time (Section)	0:10.74 (1000-800)
Top Speed [km/h] (Section)	70.0 (1000-800)
Race State	Finished



Townsville QLD --Professional-2026-06-22
 Race 5: MITAVITE BENCHMARK 65 Handicap - 1200m
 22 June 2026 - 3:17PM
 Track Rating: Good 4, Weather: Fine, Rail Position: +2m 1000m-W/Post, True Remainder



Section	L1200	L1000	L800	L600	L400	L200
Section Times	1:10.29 (0:14.89)	0:55.40 [8] (0:10.74)	0:44.65 [8] (0:10.77)	0:33.89 [9] (0:10.81)	0:23.08 [6] (0:11.22)	0:11.87 [6] (0:11.87)
Average Speed [km/h]	50.8	67.5	68.0	68.1	64.9	61.7
Top Speed [km/h]	65.9	70.0	69.7	68.9	66.1	63.7
Avg. Dist. to Rail [m]	7.7	1.7	3.3	4.4	6.0	9.1
Avg. Stride Freq. [Hz]	2.4	2.5	2.4	2.5	2.5	2.4
Avg. Stride Length [m]	6.4	7.6	7.8	7.7	7.4	7.1



[] Ranking at each section and finish
 -:-:- No data available at this section
 NA No data available

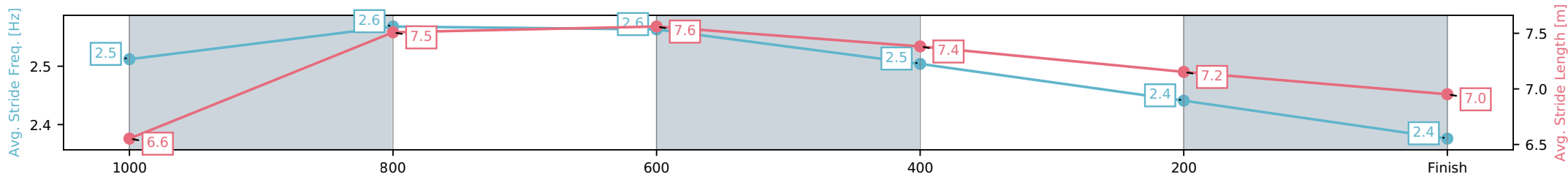
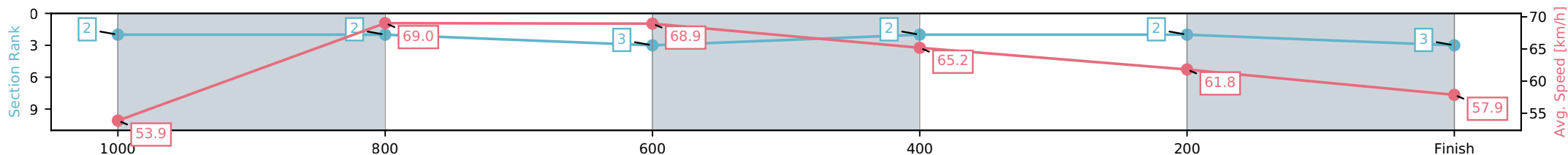
Horse/Jockey Name	Nolan/Mitch Goring
Finish Rank	3
Fastest Section Time (Section)	0:10.49 (1000-800)
Top Speed [km/h] (Section)	69.9 (1000-800)
Race State	Finished



Townsville QLD --Professional-2026-06-22
 Race 5: MITAVITE BENCHMARK 65 Handicap - 1200m
 22 June 2026 - 3:17PM
 Track Rating: Good 4, Weather: Fine, Rail Position: +2m 1000m-W/Post, True Remainder



Section	L1200	L1000	L800	L600	L400	L200
Section Times	1:10.53 (0:14.06)	0:56.47 [2] (0:10.49)	0:45.98 [2] (0:10.53)	0:35.45 [3] (0:11.18)	0:24.27 [2] (0:11.72)	0:12.55 [2] (0:12.55)
Average Speed [km/h]	53.9	69.0	68.9	65.2	61.8	57.9
Top Speed [km/h]	67.1	69.9	69.9	67.4	63.2	60.8
Avg. Dist. to Rail [m]	6.8	1.2	1.7	2.5	4.2	7.7
Avg. Stride Freq. [Hz]	2.5	2.6	2.6	2.5	2.4	2.4
Avg. Stride Length [m]	6.6	7.5	7.6	7.4	7.2	7.0



- [] Ranking at each section and finish
- :-:- No data available at this section
- NA No data available

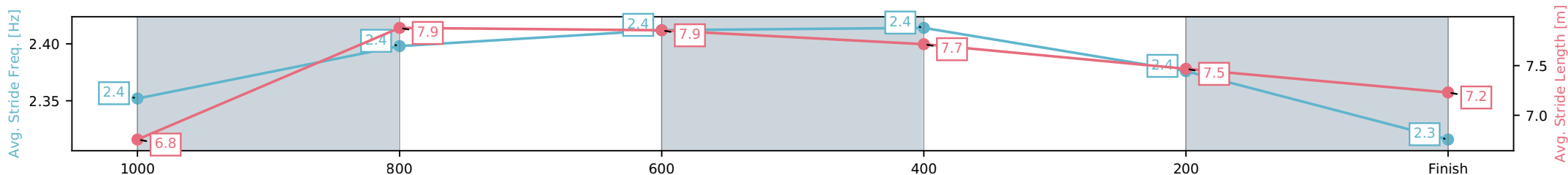
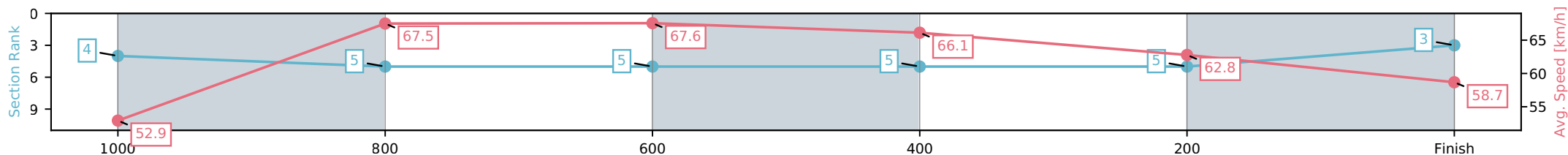
Horse/Jockey Name	Chartwell/Aidan Holt
Finish Rank	4
Fastest Section Time (Section)	0:10.70 (1000-800)
Top Speed [km/h] (Section)	68.3 (600-400)
Race State	Finished



Townsville QLD --Professional-2026-06-22
 Race 5: MITAVITE BENCHMARK 65 Handicap - 1200m
 22 June 2026 - 3:17PM
 Track Rating: Good 4, Weather: Fine, Rail Position: +2m 1000m-W/Post, True Remainder



Section	L1200	L1000	L800	L600	L400	L200
Section Times	1:10.53 (0:14.25)	0:56.28 [4] (0:10.70)	0:45.58 [5] (0:10.72)	0:34.86 [5] (0:10.99)	0:23.86 [5] (0:11.52)	0:12.34 [5] (0:12.34)
Average Speed [km/h]	52.9	67.5	67.6	66.1	62.8	58.7
Top Speed [km/h]	66.3	68.2	67.9	68.3	64.0	61.4
Avg. Dist. to Rail [m]	5.3	0.9	1.2	2.1	3.4	7.3
Avg. Stride Freq. [Hz]	2.4	2.4	2.4	2.4	2.4	2.3
Avg. Stride Length [m]	6.8	7.9	7.9	7.7	7.5	7.2



- [] Ranking at each section and finish
- :-:- No data available at this section
- NA No data available

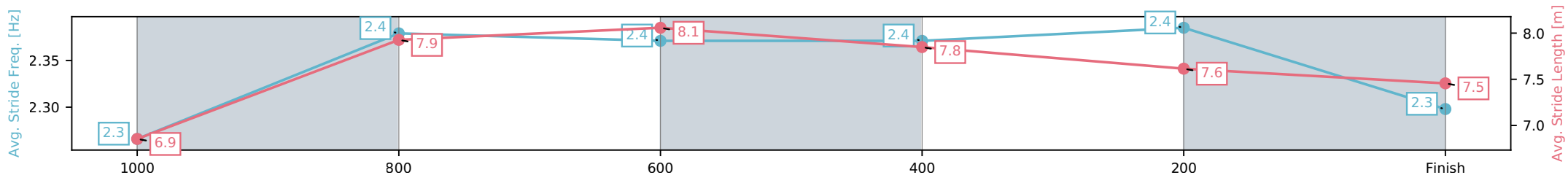
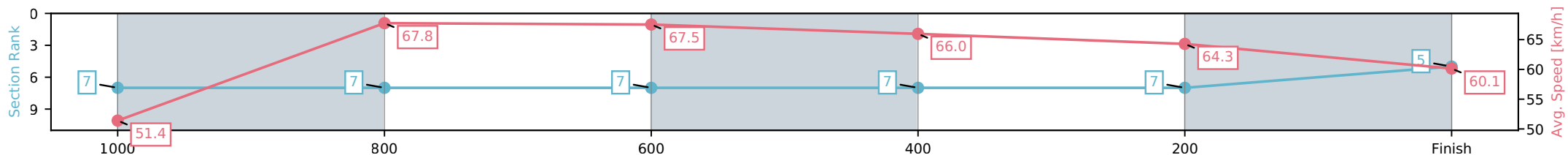
Horse/Jockey Name	Whirlwind/Fiona Sandkuhl
Finish Rank	5
Fastest Section Time (Section)	0:10.65 (1000-800)
Top Speed [km/h] (Section)	70.1 (1000-800)
Race State	Finished



Townsville QLD --Professional-2026-06-22
 Race 5: MITAVITE BENCHMARK 65 Handicap - 1200m
 22 June 2026 - 3:17PM
 Track Rating: Good 4, Weather: Fine, Rail Position: +2m 1000m-W/Post,
 True Remainder



Section	L1200	L1000	L800	L600	L400	L200
Section Times	1:10.67 (0:14.72)	0:55.95 [7] (0:10.65)	0:45.30 [7] (0:10.77)	0:34.54 [7] (0:11.08)	0:23.45 [7] (0:11.27)	0:12.18 [7] (0:12.18)
Average Speed [km/h]	51.4	67.8	67.5	66.0	64.3	60.1
Top Speed [km/h]	65.6	70.1	68.9	66.9	66.2	63.7
Avg. Dist. to Rail [m]	6.3	0.9	2.1	3.3	4.3	5.7
Avg. Stride Freq. [Hz]	2.3	2.4	2.4	2.4	2.4	2.3
Avg. Stride Length [m]	6.9	7.9	8.1	7.8	7.6	7.5



- [] Ranking at each section and finish
- :-:- No data available at this section
- NA No data available

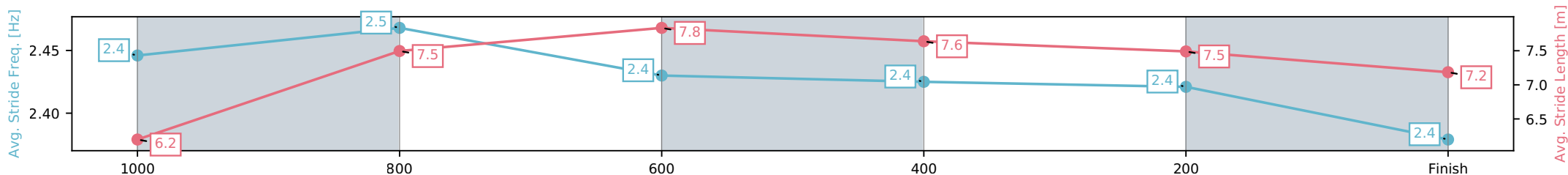
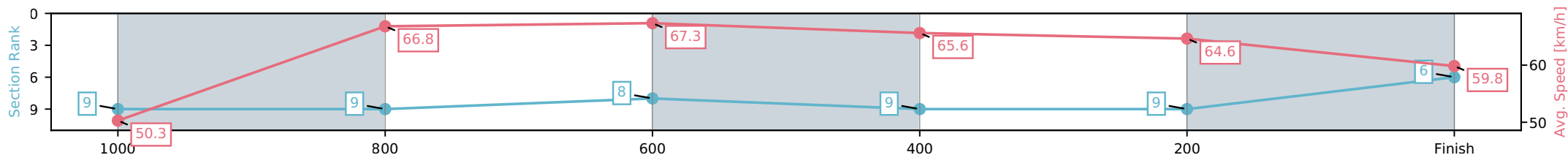
Horse/Jockey Name	Kobayastar/Lacey Morrison
Finish Rank	6
Fastest Section Time (Section)	0:10.65 (1000-800)
Top Speed [km/h] (Section)	70.0 (1000-800)
Race State	Finished



Townsville QLD --Professional-2026-06-22
 Race 5: MITAVITE BENCHMARK 65 Handicap - 1200m
 22 June 2026 - 3:17PM
 Track Rating: Good 4, Weather: Fine, Rail Position: +2m 1000m-W/Post, True Remainder



Section	L1200	L1000	L800	L600	L400	L200
Section Times	1:10.77 (0:15.03)	0:55.74 [9] (0:10.65)	0:45.09 [9] (0:10.66)	0:34.42 [8] (0:11.11)	0:23.31 [9] (0:11.22)	0:12.09 [9] (0:12.09)
Average Speed [km/h]	50.3	66.8	67.3	65.6	64.6	59.8
Top Speed [km/h]	64.7	70.0	69.7	67.6	65.6	63.5
Avg. Dist. to Rail [m]	5.9	2.3	0.9	2.8	3.8	2.7
Avg. Stride Freq. [Hz]	2.4	2.5	2.4	2.4	2.4	2.4
Avg. Stride Length [m]	6.2	7.5	7.8	7.6	7.5	7.2



- [] Ranking at each section and finish
- :-:- No data available at this section
- NA No data available

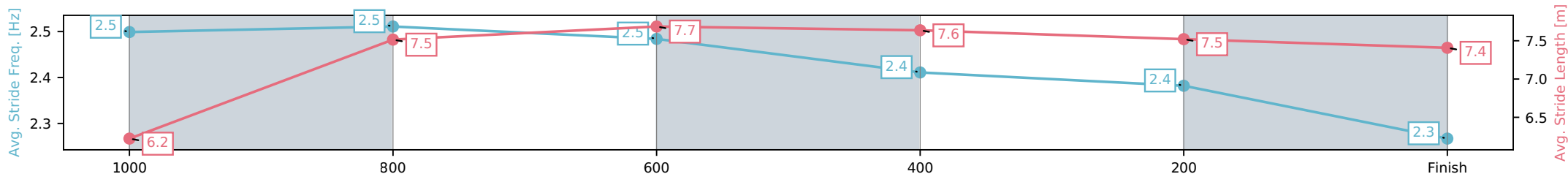
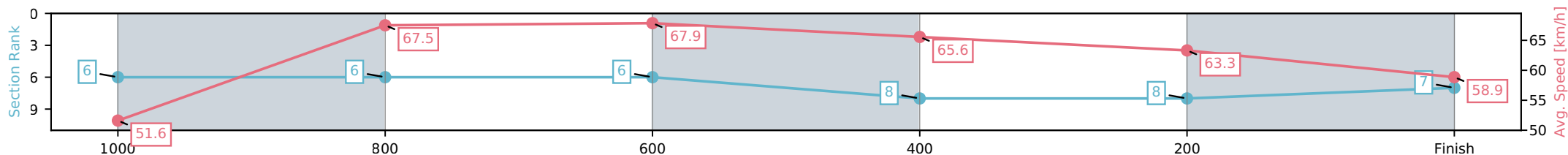
Horse/Jockey Name	Fistsoffury/Tasha Chambers
Finish Rank	7
Fastest Section Time (Section)	0:10.67 (1000-800)
Top Speed [km/h] (Section)	69.2 (1000-800)
Race State	Finished



Townsville QLD --Professional-2026-06-22
 Race 5: MITAVITE BENCHMARK 65 Handicap - 1200m
 22 June 2026 - 3:17PM
 Track Rating: Good 4, Weather: Fine, Rail Position: +2m 1000m-W/Post, True Remainder



Section	L1200	L1000	L800	L600	L400	L200
Section Times	1:10.94 (0:14.62)	0:56.32 [6] (0:10.67)	0:45.65 [6] (0:10.78)	0:34.87 [6] (0:11.18)	0:23.68 [8] (0:11.42)	0:12.26 [8] (0:12.26)
Average Speed [km/h]	51.6	67.5	67.9	65.6	63.3	58.9
Top Speed [km/h]	66.5	69.2	69.1	66.5	64.4	62.0
Avg. Dist. to Rail [m]	5.8	1.6	3.3	3.7	2.2	2.7
Avg. Stride Freq. [Hz]	2.5	2.5	2.5	2.4	2.4	2.3
Avg. Stride Length [m]	6.2	7.5	7.7	7.6	7.5	7.4



- [] Ranking at each section and finish
- :-:- No data available at this section
- NA No data available

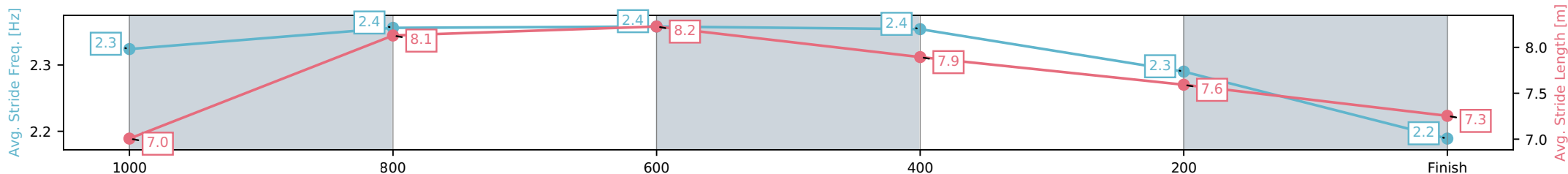
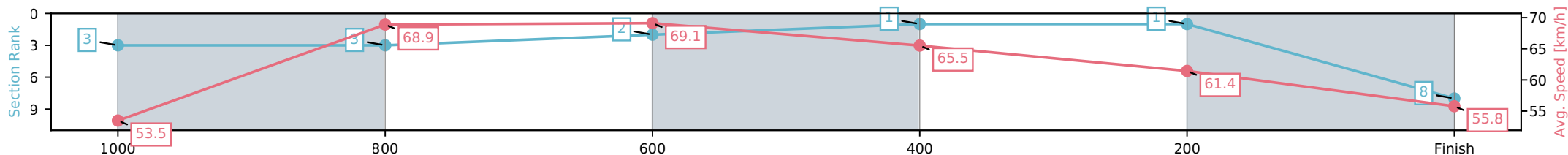
Horse/Jockey Name	Bancory Bay/Sean Cormack
Finish Rank	8
Fastest Section Time (Section)	0:10.47 (1000-800)
Top Speed [km/h] (Section)	70.3 (1000-800)
Race State	Finished



Townsville QLD --Professional-2026-06-22
 Race 5: MITAVITE BENCHMARK 65 Handicap - 1200m
 22 June 2026 - 3:17PM
 Track Rating: Good 4, Weather: Fine, Rail Position: +2m 1000m-W/Post, True Remainder



Section	L1200	L1000	L800	L600	L400	L200
Section Times	1:11.00 (0:14.10)	0:56.90 [3] (0:10.47)	0:46.44 [3] (0:10.48)	0:35.95 [2] (0:11.10)	0:24.86 [1] (0:11.74)	0:13.11 [1] (0:13.11)
Average Speed [km/h]	53.5	68.9	69.1	65.5	61.4	55.8
Top Speed [km/h]	66.4	70.3	69.8	68.1	63.2	60.3
Avg. Dist. to Rail [m]	2.9	1.0	1.3	1.9	2.7	6.2
Avg. Stride Freq. [Hz]	2.3	2.4	2.4	2.4	2.3	2.2
Avg. Stride Length [m]	7.0	8.1	8.2	7.9	7.6	7.3



- [] Ranking at each section and finish
- :-:- No data available at this section
- NA No data available

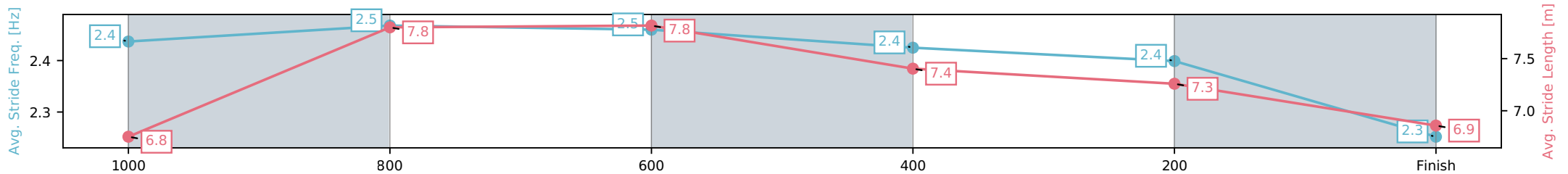
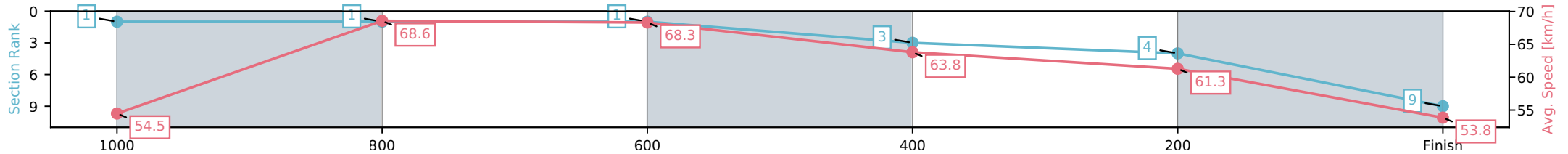
Horse/Jockey Name	Carpaccio/Adam Sewell
Finish Rank	9
Fastest Section Time (Section)	0:10.51 (1000-800)
Top Speed [km/h] (Section)	69.7 (800-600)
Race State	Finished



Townsville QLD --Professional-2026-06-22
 Race 5: MITAVITE BENCHMARK 65 Handicap - 1200m
 22 June 2026 - 3:17PM
 Track Rating: Good 4, Weather: Fine, Rail Position: +2m 1000m-W/Post, True Remainder



Section	L1200	L1000	L800	L600	L400	L200
Section Times	1:11.64 (0:13.86)	0:57.78 [1] (0:10.51)	0:47.27 [1] (0:10.64)	0:36.63 [1] (0:11.37)	0:25.25 [3] (0:11.79)	0:13.47 [4] (0:13.47)
Average Speed [km/h]	54.5	68.6	68.3	63.8	61.3	53.8
Top Speed [km/h]	68.8	68.9	69.7	66.4	64.1	58.3
Avg. Dist. to Rail [m]	4.1	1.2	1.9	1.7	0.7	1.1
Avg. Stride Freq. [Hz]	2.4	2.5	2.5	2.4	2.4	2.3
Avg. Stride Length [m]	6.8	7.8	7.8	7.4	7.3	6.9



[] Ranking at each section and finish
 -:-:- No data available at this section
 NA No data available



Townsville QLD

Race 6: GREAT NORTHERN BREWING CO RATINGS BAND 0 - 55 Handicap - 1000m

22 June 2026 - 3:52PM

Track Rating: Good 4, Weather: Fine, Rail Position: +2m 1000m-W/Post, True Remainder



Field Times (Race Tempo) 0:57.29 (0:13.08) 0:44.21 (0:10.52) 0:33.69 (0:11.00) 0:22.69 (0:11.03) 0:11.66 (0:11.66)

Rank	TAB#	Horse	Overall Time	First 400m	Top Speed km/h (Section)	L1000	L800	L600	L400	L200			
	(BAR#)	Jockey	Margin (DT-W)	Last 600m	Fastest Section (Time)	Start - 800	800 - 600	600 - 400	400 - 200	200 - Finish			
1	7	Breeches	0:57.29	0:23.84	70.1 (800-600)	0:57.29	0:44.04 [7]	0:33.45 [7]	0:22.48 [5]	0:11.66 [1]			
	(6)	Ryan Wiggins		0:33.44	800-600 (0:10.59)	(0:13.25)	(0:10.59)	(0:10.96)	(0:10.82)	(0:11.66)			
2	5	Willingale	0:57.52	0:23.60	71.2 (800-600)	0:57.52	0:44.44 [1]	0:33.92 [1]	0:22.92 [1]	0:11.64 [2]			
	(3)	Lacey Morrison	1.3L (-1)	0:33.92	800-600 (0:10.52)	(0:13.08)	(0:10.52)	(0:11.00)	(0:11.28)	(0:11.64)			
3	8	Extra Free	0:57.56	0:24.02	72.4 (800-600)	0:57.56	0:43.86 [8]	0:33.54 [8]	0:22.51 [8]	0:11.56 [5]			
	(7)	Wanderson D'Avila	1.5L (+2)	0:33.54	800-600 (0:10.32)	(0:13.70)	(0:10.32)	(0:11.03)	(0:10.95)	(0:11.56)			
4	2	Storm Capital	0:57.62	0:23.77	70.3 (800-600)	0:57.62	0:44.42 [5]	0:33.85 [4]	0:22.77 [7]	0:11.61 [6]			
	(2)	Aidan Holt	1.9L (+0)	0:33.86	800-600 (0:10.57)	(0:13.20)	(0:10.57)	(0:11.08)	(0:11.17)	(0:11.61)			
5	4	Secret Cypher	0:57.73	0:23.77	71.3 (800-600)	0:57.73	0:44.56 [3]	0:33.96 [5]	0:23.00 [3]	0:11.77 [3]			
	(9)	Amanda Thomson	2.6L (+3)	0:33.96	800-600 (0:10.60)	(0:13.17)	(0:10.60)	(0:10.96)	(0:11.23)	(0:11.77)			
6	9	Sweet Candy	0:57.96	0:23.61	71.3 (800-600)	0:57.96	0:44.84 [2]	0:34.35 [2]	0:23.28 [2]	0:11.92 [7]			
	(5)	Rachel Shred	3.9L (-3)	0:34.35	800-600 (0:10.49)	(0:13.12)	(0:10.49)	(0:11.08)	(0:11.35)	(0:11.92)			
7	10	Diamond Lucy	0:58.04	0:23.85	70.9 (800-600)	0:58.04	0:44.85 [4]	0:34.20 [6]	0:23.31 [4]	0:12.05 [4]			
	(8)	Masayuki Abe	4.4L (+2)	0:34.20	800-600 (0:10.66)	(0:13.19)	(0:10.66)	(0:10.89)	(0:11.26)	(0:12.05)			
8	1	Galbalan	0:58.14	0:23.72	69.9 (800-600)	0:58.14	0:44.92 [6]	0:34.42 [3]	0:23.33 [6]	0:12.08 [8]			
	(1)	Chelsea Jokic	5.0L (-2)	0:34.43	800-600 (0:10.50)	(0:13.22)	(0:10.50)	(0:11.10)	(0:11.25)	(0:12.08)			

Scratched: Tsunami (#3), Foneeleven (#6)

Report Created: Tue 23 June 2026

(Note: Races are conducted over an approximate distance as close as possible to the advertised distance, and recorded data may vary accordingly. Official times refer to race times only and do not include handicap times.)

[] Position in running at each section and finish TAB# Saddle cloth number
 -:-:- No data available at this section BAR# Barrier/Gate Position
 NA No data available DNF Did not finish
 DNT Did not track DT-W Distance travelled compared to winner in metres

Fastest split
 Fastest section

data processed by TRIPLESDATA

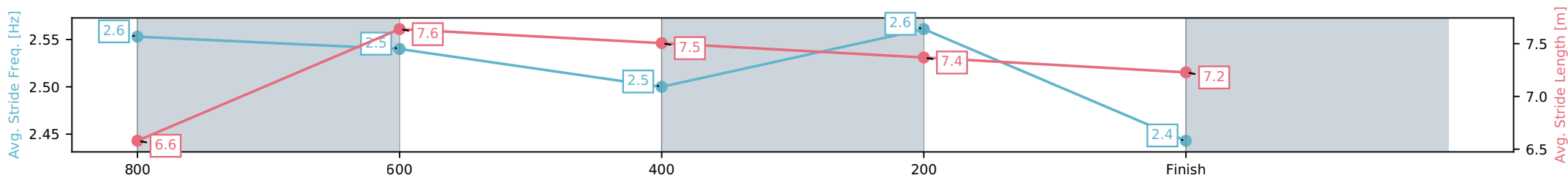
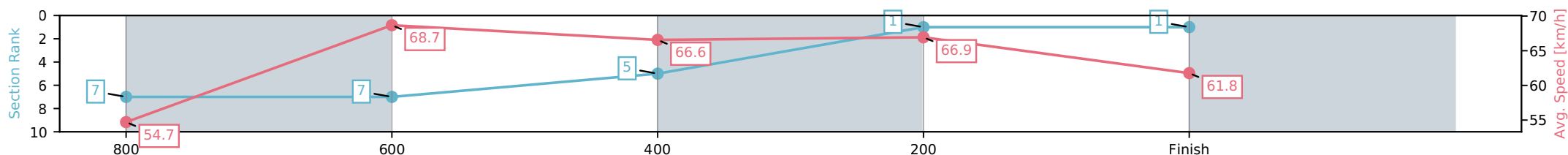
Horse/Jockey Name	Breeches/Ryan Wiggins
Finish Rank	1
Fastest Section Time (Section)	0:10.59 (800-600)
Top Speed [km/h] (Section)	70.1 (800-600)
Race State	Finished



Townsville QLD --Professional-2026-06-22
 Race 6: GREAT NORTHERN BREWING CO RATINGS BAND 0
 - 55 Handicap - 1000m
 22 June 2026 - 3:52PM
 Track Rating: Good 4, Weather: Fine, Rail Position: +2m 1000m-W/Post,
 True Remainder



Section	L1000	L800	L600	L400	L200
Section Times	0:57.29 (0:13.25)	0:44.04 [7] (0:10.59)	0:33.45 [7] (0:10.96)	0:22.48 [5] (0:10.82)	0:11.66 [1] (0:11.66)
Average Speed [km/h]	54.7	68.7	66.6	66.9	61.8
Top Speed [km/h]	69.9	70.1	69.0	68.1	64.7
Avg. Dist. to Rail [m]	2.4	2.3	2.8	3.7	3.5
Avg. Stride Freq. [Hz]	2.6	2.5	2.5	2.6	2.4
Avg. Stride Length [m]	6.6	7.6	7.5	7.4	7.2



- [] Ranking at each section and finish
- :-:- No data available at this section
- NA No data available

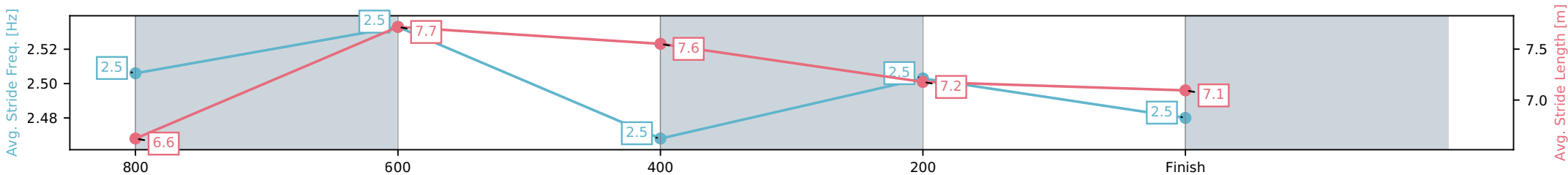
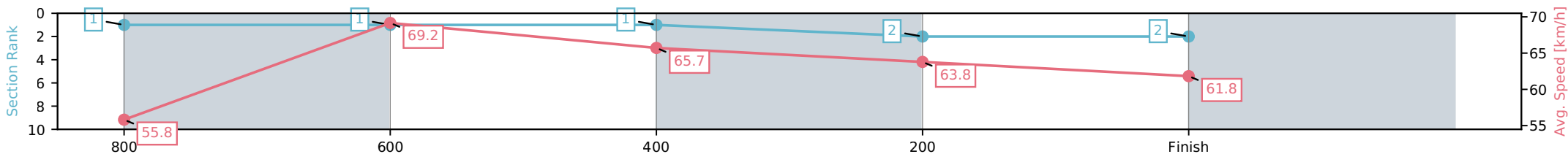
Horse/Jockey Name	Willingale/Lacey Morrison
Finish Rank	2
Fastest Section Time (Section)	0:10.52 (800-600)
Top Speed [km/h] (Section)	71.2 (800-600)
Race State	Finished



Townsville QLD --Professional-2026-06-22
 Race 6: GREAT NORTHERN BREWING CO RATINGS BAND 0
 - 55 Handicap - 1000m
 22 June 2026 - 3:52PM
 Track Rating: Good 4, Weather: Fine, Rail Position: +2m 1000m-W/Post,
 True Remainder



Section	L1000	L800	L600	L400	L200
Section Times	0:57.52 (0:13.08)	0:44.44 [1] (0:10.52)	0:33.92 [1] (0:11.00)	0:22.92 [1] (0:11.28)	0:11.64 [2] (0:11.64)
Average Speed [km/h]	55.8	69.2	65.7	63.8	61.8
Top Speed [km/h]	69.7	71.2	67.2	64.4	65.0
Avg. Dist. to Rail [m]	2.5	1.2	0.4	0.7	2.9
Avg. Stride Freq. [Hz]	2.5	2.5	2.5	2.5	2.5
Avg. Stride Length [m]	6.6	7.7	7.6	7.2	7.1



- [] Ranking at each section and finish
- :-:- No data available at this section
- NA No data available

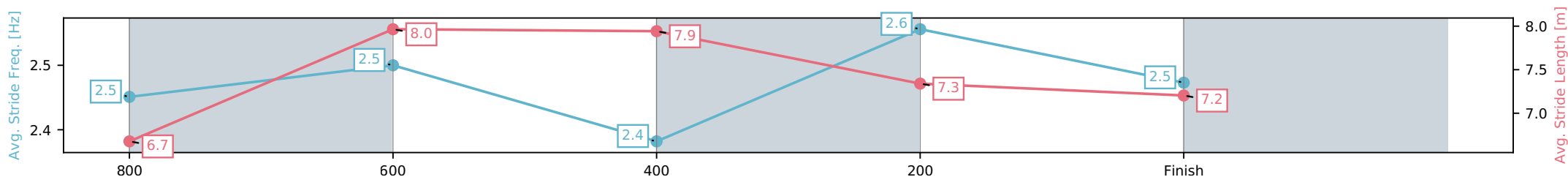
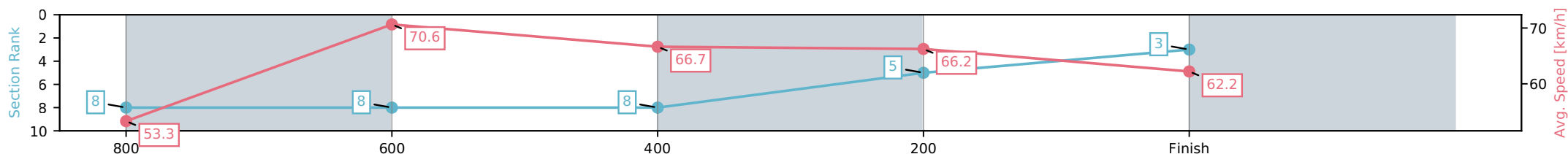
Horse/Jockey Name	Extra Free/Wanderson D'Avila
Finish Rank	3
Fastest Section Time (Section)	0:10.32 (800-600)
Top Speed [km/h] (Section)	72.4 (800-600)
Race State	Finished



Townsville QLD --Professional-2026-06-22
 Race 6: GREAT NORTHERN BREWING CO RATINGS BAND 0
 - 55 Handicap - 1000m
 22 June 2026 - 3:52PM
 Track Rating: Good 4, Weather: Fine, Rail Position: +2m 1000m-W/Post,
 True Remainder



Section	L1000	L800	L600	L400	L200
Section Times	0:57.56 (0:13.70)	0:43.86 [8] (0:10.32)	0:33.54 [8] (0:11.03)	0:22.51 [8] (0:10.95)	0:11.56 [5] (0:11.56)
Average Speed [km/h]	53.3	70.6	66.7	66.2	62.2
Top Speed [km/h]	70.9	72.4	70.1	67.8	64.9
Avg. Dist. to Rail [m]	1.6	1.9	3.3	5.0	4.0
Avg. Stride Freq. [Hz]	2.5	2.5	2.4	2.6	2.5
Avg. Stride Length [m]	6.7	8.0	7.9	7.3	7.2



- [] Ranking at each section and finish
- :-:- No data available at this section
- NA No data available

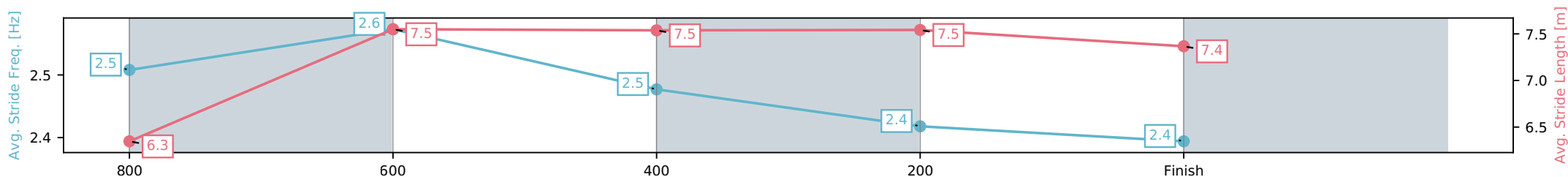
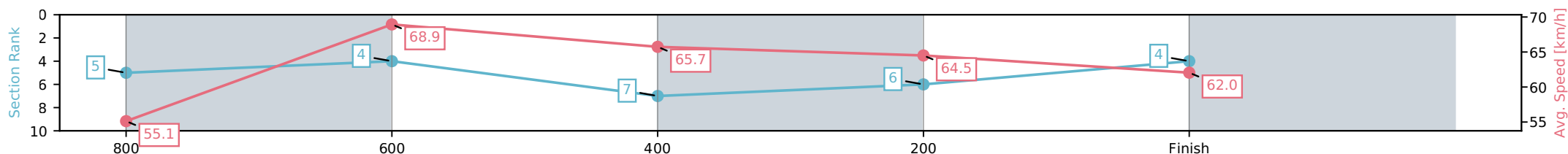
Horse/Jockey Name	Storm Capital/Aidan Holt
Finish Rank	4
Fastest Section Time (Section)	0:10.57 (800-600)
Top Speed [km/h] (Section)	70.3 (800-600)
Race State	Finished



Townsville QLD --Professional-2026-06-22
 Race 6: GREAT NORTHERN BREWING CO RATINGS BAND 0
 - 55 Handicap - 1000m
 22 June 2026 - 3:52PM
 Track Rating: Good 4, Weather: Fine, Rail Position: +2m 1000m-W/Post,
 True Remainder



Section	L1000	L800	L600	L400	L200
Section Times	0:57.62 (0:13.20)	0:44.42 [5] (0:10.57)	0:33.85 [4] (0:11.08)	0:22.77 [7] (0:11.17)	0:11.61 [6] (0:11.61)
Average Speed [km/h]	55.1	68.9	65.7	64.5	62.0
Top Speed [km/h]	69.6	70.3	68.5	65.6	63.6
Avg. Dist. to Rail [m]	0.6	1.8	1.5	0.4	1.0
Avg. Stride Freq. [Hz]	2.5	2.6	2.5	2.4	2.4
Avg. Stride Length [m]	6.3	7.5	7.5	7.5	7.4



- [] Ranking at each section and finish
- :-:- No data available at this section
- NA No data available

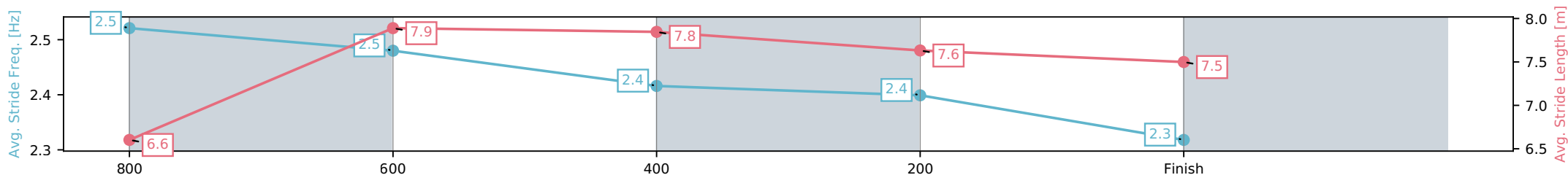
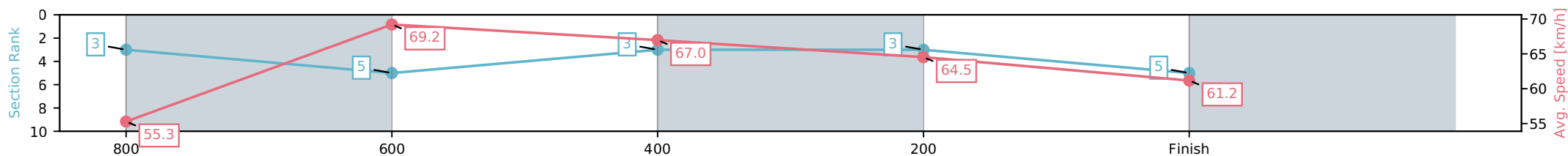
Horse/Jockey Name	Secret Cypher/Amanda Thomson
Finish Rank	5
Fastest Section Time (Section)	0:10.60 (800-600)
Top Speed [km/h] (Section)	71.3 (800-600)
Race State	Finished



Townsville QLD --Professional-2026-06-22
 Race 6: GREAT NORTHERN BREWING CO RATINGS BAND 0
 - 55 Handicap - 1000m
 22 June 2026 - 3:52PM
 Track Rating: Good 4, Weather: Fine, Rail Position: +2m 1000m-W/Post,
 True Remainder



Section	L1000	L800	L600	L400	L200
Section Times	0:57.73 (0:13.17)	0:44.56 [3] (0:10.60)	0:33.96 [5] (0:10.96)	0:23.00 [3] (0:11.23)	0:11.77 [3] (0:11.77)
Average Speed [km/h]	55.3	69.2	67.0	64.5	61.2
Top Speed [km/h]	71.3	71.3	69.0	66.9	64.2
Avg. Dist. to Rail [m]	5.5	4.2	3.4	3.6	3.0
Avg. Stride Freq. [Hz]	2.5	2.5	2.4	2.4	2.3
Avg. Stride Length [m]	6.6	7.9	7.8	7.6	7.5



- [] Ranking at each section and finish
- :-:- No data available at this section
- NA No data available

Horse/Jockey Name	Sweet Candy/Rachel Shred
Finish Rank	6
Fastest Section Time (Section)	0:10.49 (800-600)
Top Speed [km/h] (Section)	71.3 (800-600)
Race State	Finished



Townsville QLD --Professional-2026-06-22

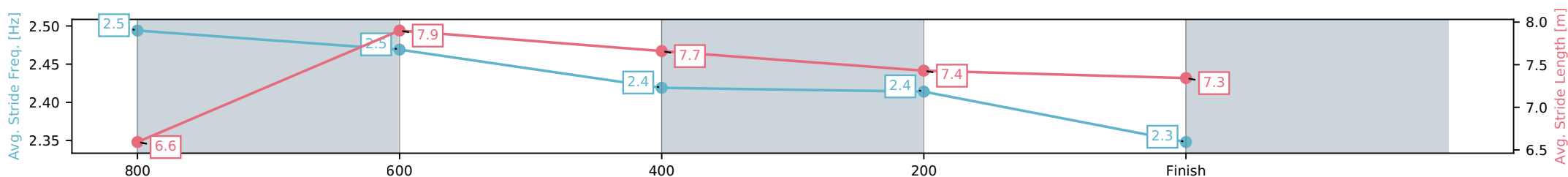
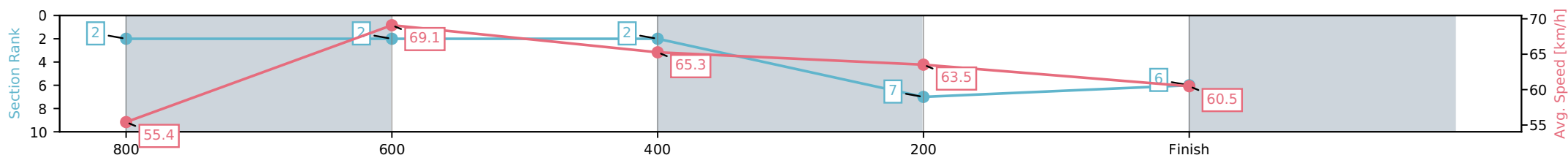
Race 6: GREAT NORTHERN BREWING CO RATINGS BAND 0
- 55 Handicap - 1000m

22 June 2026 - 3:52PM

Track Rating: Good 4, Weather: Fine, Rail Position: +2m 1000m-W/Post,
True Remainder



Section	L1000	L800	L600	L400	L200
Section Times	0:57.96 (0:13.12)	0:44.84 [2] (0:10.49)	0:34.35 [2] (0:11.08)	0:23.28 [2] (0:11.35)	0:11.92 [7] (0:11.92)
Average Speed [km/h]	55.4	69.1	65.3	63.5	60.5
Top Speed [km/h]	70.1	71.3	67.3	64.7	62.7
Avg. Dist. to Rail [m]	1.8	1.1	0.9	0.4	0.6
Avg. Stride Freq. [Hz]	2.5	2.5	2.4	2.4	2.3
Avg. Stride Length [m]	6.6	7.9	7.7	7.4	7.3



- [] Ranking at each section and finish
- :-:- No data available at this section
- NA No data available

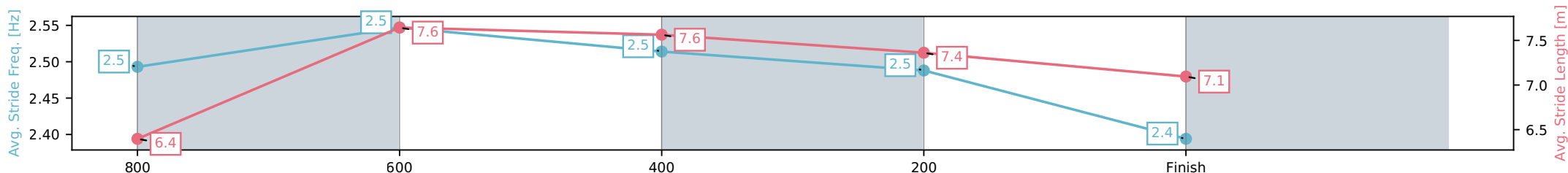
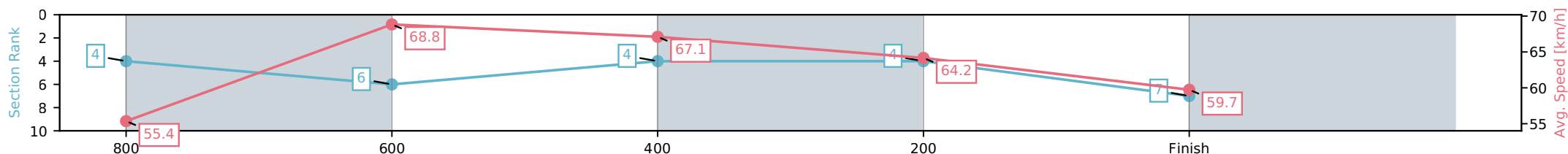
Horse/Jockey Name	Diamond Lucy/Masayuki Abe
Finish Rank	7
Fastest Section Time (Section)	0:10.66 (800-600)
Top Speed [km/h] (Section)	70.9 (800-600)
Race State	Finished



Townsville QLD --Professional-2026-06-22
 Race 6: GREAT NORTHERN BREWING CO RATINGS BAND 0
 - 55 Handicap - 1000m
 22 June 2026 - 3:52PM
 Track Rating: Good 4, Weather: Fine, Rail Position: +2m 1000m-W/Post,
 True Remainder



Section	L1000	L800	L600	L400	L200
Section Times	0:58.04 (0:13.19)	0:44.85 [4] (0:10.66)	0:34.20 [6] (0:10.89)	0:23.31 [4] (0:11.26)	0:12.05 [4] (0:12.05)
Average Speed [km/h]	55.4	68.8	67.1	64.2	59.7
Top Speed [km/h]	70.3	70.9	69.2	65.9	62.2
Avg. Dist. to Rail [m]	3.9	2.8	2.2	2.5	2.5
Avg. Stride Freq. [Hz]	2.5	2.5	2.5	2.5	2.4
Avg. Stride Length [m]	6.4	7.6	7.6	7.4	7.1



- [] Ranking at each section and finish
- :-:- No data available at this section
- NA No data available

Horse/Jockey Name	Galbalan/Chelsea Jokic
Finish Rank	8
Fastest Section Time (Section)	0:10.50 (800-600)
Top Speed [km/h] (Section)	69.9 (800-600)
Race State	Finished



Townsville QLD --Professional-2026-06-22

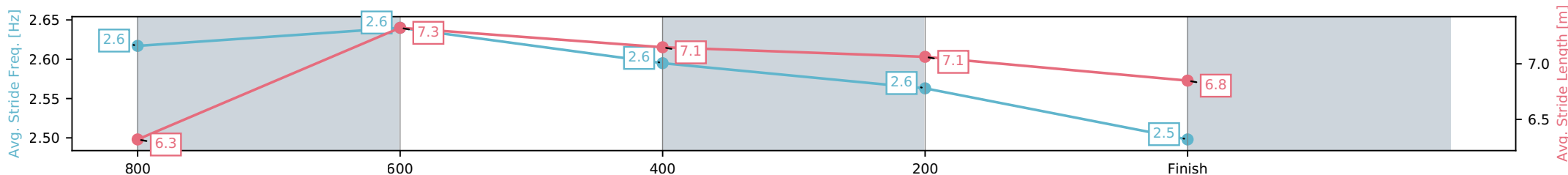
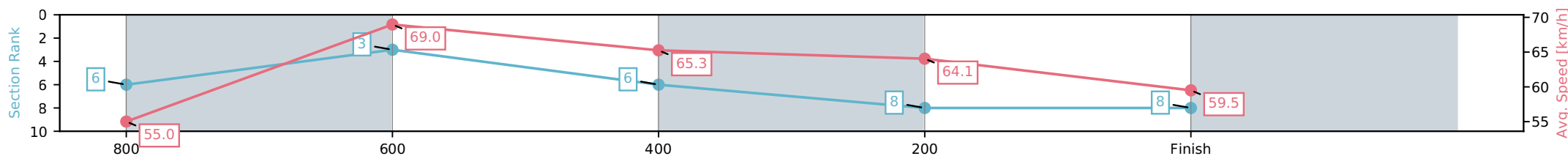
Race 6: GREAT NORTHERN BREWING CO RATINGS BAND 0
- 55 Handicap - 1000m

22 June 2026 - 3:52PM

Track Rating: Good 4, Weather: Fine, Rail Position: +2m 1000m-W/Post,
True Remainder



Section	L1000	L800	L600	L400	L200
Section Times	0:58.14 (0:13.22)	0:44.92 [6] (0:10.50)	0:34.42 [3] (0:11.10)	0:23.33 [6] (0:11.25)	0:12.08 [8] (0:12.08)
Average Speed [km/h]	55.0	69.0	65.3	64.1	59.5
Top Speed [km/h]	68.8	69.9	68.9	65.1	63.2
Avg. Dist. to Rail [m]	1.0	0.5	0.4	0.5	0.3
Avg. Stride Freq. [Hz]	2.6	2.6	2.6	2.6	2.5
Avg. Stride Length [m]	6.3	7.3	7.1	7.1	6.8



- [] Ranking at each section and finish
- :-:- No data available at this section
- NA No data available



Townsville QLD

Race 7: LADBROKES SAME RACE MULTI Class 4 Handicap - 1000m

22 June 2026 - 4:27PM

Track Rating: Good 4, Weather: Fine, Rail Position: +2m 1000m-W/Post, True Remainder



Field Times (Race Tempo) 0:56.13 0:43.54 0:33.65 0:22.83 0:11.71
 (0:12.59) (0:09.89) (0:10.82) (0:11.13) (0:11.71)

Rank	TAB#	Horse	Overall Time	First 400m	Top Speed km/h (Section)	L1000	L800	L600	L400	L200			
	(BAR#)	Jockey	Margin (DT-W)	Last 600m	Fastest Section (Time)	Start - 800	800 - 600	600 - 400	400 - 200	200 - Finish			
1	6	Gee Eye Why	0:56.13	0:23.04	74.3 (800-600)	0:56.13	0:43.17 [5]	0:33.09 [5]	0:22.46 [5]	0:11.43 [3]			
	(2)	Sean Cormack		0:33.10	800-600 (0:10.08)	(0:12.96)	(0:10.08)	(0:10.64)	(0:11.03)	(0:11.43)			
2	8	Cifonelli	0:56.13	0:23.21	74.4 (800-600)	0:56.13	0:42.99 [6]	0:32.92 [6]	0:22.28 [6]	0:11.38 [4]			
	(3)	Aidan Holt	0.0L (+1)	0:32.92	800-600 (0:10.07)	(0:13.14)	(0:10.07)	(0:10.64)	(0:10.90)	(0:11.38)			
3	1	Khumbila	0:56.45	0:22.71	74.2 (800-600)	0:56.45	0:43.67 [3]	0:33.74 [2]	0:23.08 [2]	0:11.87 [2]			
	(1)	Wanderson D'Avila	1.9L (-2)	0:33.74	800-600 (0:09.93)	(0:12.78)	(0:09.93)	(0:10.65)	(0:11.22)	(0:11.87)			
4	4	Aged Care	0:56.58	0:22.80	74.8 (800-600)	0:56.58	0:43.68 [4]	0:33.78 [3]	0:22.98 [3]	0:11.77 [5]			
	(5)	Nathan Thomas	2.6L (+2)	0:33.78	800-600 (0:09.90)	(0:12.90)	(0:09.90)	(0:10.80)	(0:11.21)	(0:11.77)			
5	3	Admitted	0:56.79	0:22.48	74.9 (1000 - 800)	0:56.79	0:44.20 [1]	0:34.31 [1]	0:23.49 [1]	0:12.37 [1]			
	(6)	Mitch Goring	3.9L (-2)	0:34.32	800-600 (0:09.89)	(0:12.59)	(0:09.89)	(0:10.82)	(0:11.13)	(0:12.37)			
6	9	Lowlands	0:56.89	0:23.38	73.8 (800-600)	0:56.89	0:43.67 [7]	0:33.51 [8]	0:22.87 [8]	0:11.87 [6]			
	(8)	Ryan Wiggins	4.5L (+6)	0:33.51	800-600 (0:10.16)	(0:13.22)	(0:10.16)	(0:10.64)	(0:11.00)	(0:11.87)			
7	12	Savee	0:57.09	0:23.25	74.0 (800-600)	0:57.09	0:43.87 [8]	0:33.84 [7]	0:23.07 [7]	0:11.96 [8]			
	(4)	Masayuki Abe	5.7L (+3)	0:33.84	800-600 (0:10.03)	(0:13.22)	(0:10.03)	(0:10.77)	(0:11.11)	(0:11.96)			
8	11	Canny Prospect	0:57.32	0:23.62	73.2 (800-600)	0:57.32	0:43.88 [9]	0:33.71 [9]	0:22.95 [9]	0:11.95 [9]			
	(7)	Ivo Fry	7.0L (-1)	0:33.70	800-600 (0:10.18)	(0:13.44)	(0:10.18)	(0:10.75)	(0:11.00)	(0:11.95)			
9	10	The Kamikaze	0:57.52	0:22.81	74.0 (800-600)	0:57.52	0:44.79 [2]	0:34.71 [4]	0:23.89 [4]	0:12.40 [7]			
	(9)	Raul Silvera Olivera	8.2L (+0)	0:34.72	800-600 (0:10.08)	(0:12.73)	(0:10.08)	(0:10.83)	(0:11.49)	(0:12.40)			

Scratched: Nolan (#2), Better Be Slick (#5), La Petite Maison (#7)

Report Created: Tue 23 June 2026

(Note: Races are conducted over an approximate distance as close as possible to the advertised distance, and recorded data may vary accordingly. Official times refer to race times only and do not include handicap times.)

[] Position in running at each section and finish TAB# Saddle cloth number

Fastest split

-:-:- No data available at this section

BAR# Barrier/Gate Position

Fastest section

NA No data available

DNF Did not finish

DNT Did not track

DT-W Distance travelled compared to winner in metres

Horse/Jockey Name	Gee Eye Why/Sean Cormack
Finish Rank	1
Fastest Section Time (Section)	0:10.08 (800-600)
Top Speed [km/h] (Section)	74.3 (800-600)
Race State	Finished



Townsville QLD --Professional-2026-06-22

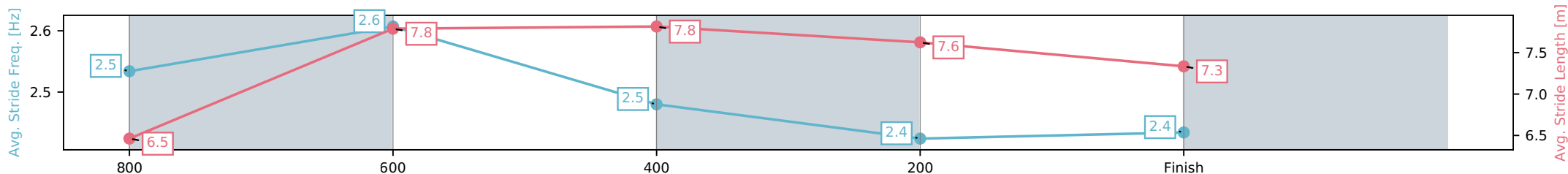
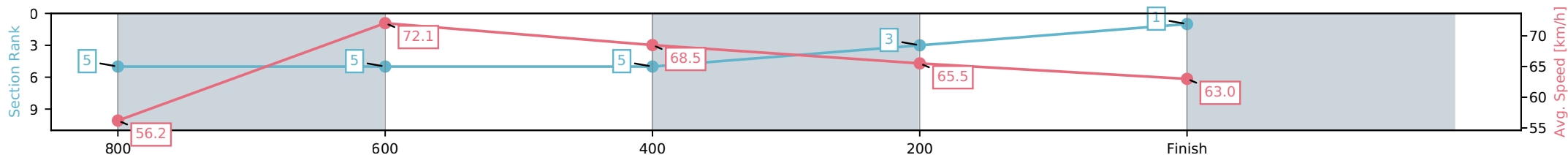
Race 7: LADBROKES SAME RACE MULTI Class 4 Handicap - 1000m

22 June 2026 - 4:27PM

Track Rating: Good 4, Weather: Fine, Rail Position: +2m 1000m-W/Post, True Remainder



Section	L1000	L800	L600	L400	L200
Section Times	0:56.13 (0:12.96)	0:43.17 [5] (0:10.08)	0:33.09 [5] (0:10.64)	0:22.46 [5] (0:11.03)	0:11.43 [3] (0:11.43)
Average Speed [km/h]	56.2	72.1	68.5	65.5	63.0
Top Speed [km/h]	74.1	74.3	71.2	66.9	65.2
Avg. Dist. to Rail [m]	0.8	1.9	2.3	3.7	5.9
Avg. Stride Freq. [Hz]	2.5	2.6	2.5	2.4	2.4
Avg. Stride Length [m]	6.5	7.8	7.8	7.6	7.3



- [] Ranking at each section and finish
- :-:- No data available at this section
- NA No data available

Horse/Jockey Name	Cifonelli/Aidan Holt
Finish Rank	2
Fastest Section Time (Section)	0:10.07 (800-600)
Top Speed [km/h] (Section)	74.4 (800-600)
Race State	Finished



Townsville QLD --Professional-2026-06-22

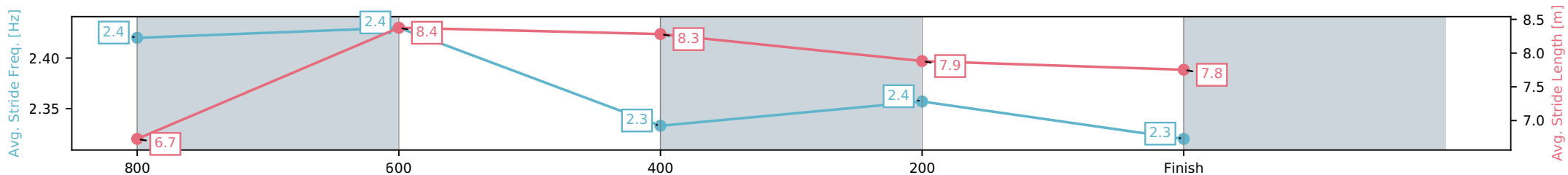
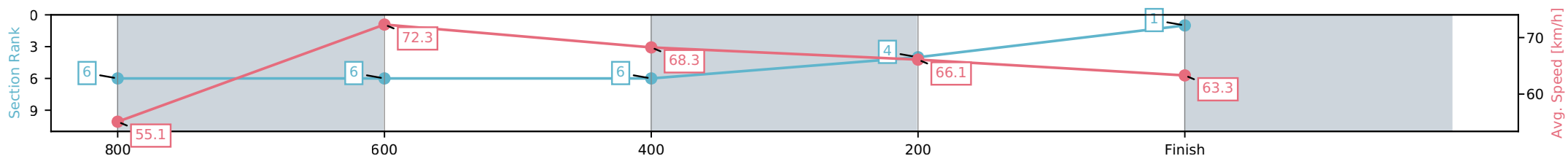
Race 7: LADBROKES SAME RACE MULTI Class 4 Handicap - 1000m

22 June 2026 - 4:27PM

Track Rating: Good 4, Weather: Fine, Rail Position: +2m 1000m-W/Post, True Remainder



Section	L1000	L800	L600	L400	L200
Section Times	0:56.13 (0:13.14)	0:42.99 [6] (0:10.07)	0:32.92 [6] (0:10.64)	0:22.28 [6] (0:10.90)	0:11.38 [4] (0:11.38)
Average Speed [km/h]	55.1	72.3	68.3	66.1	63.3
Top Speed [km/h]	72.1	74.4	69.9	66.8	66.0
Avg. Dist. to Rail [m]	1.8	3.3	1.8	1.2	1.4
Avg. Stride Freq. [Hz]	2.4	2.4	2.3	2.4	2.3
Avg. Stride Length [m]	6.7	8.4	8.3	7.9	7.8



- [] Ranking at each section and finish
- :-:- No data available at this section
- NA No data available

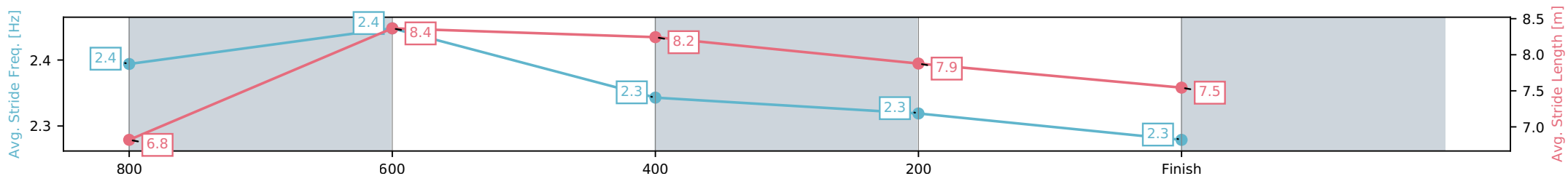
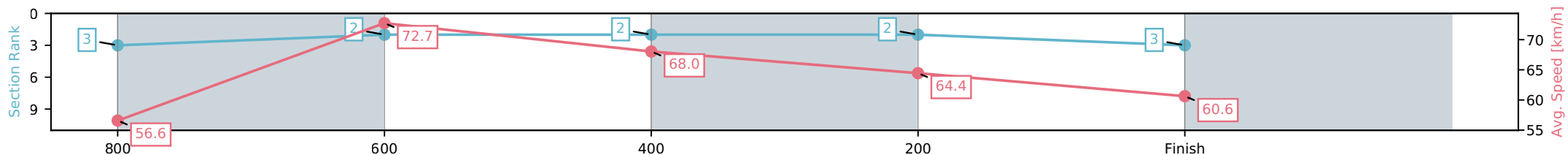
Horse/Jockey Name	Khumbila/Wanderson D'Avila
Finish Rank	3
Fastest Section Time (Section)	0:09.93 (800-600)
Top Speed [km/h] (Section)	74.2 (800-600)
Race State	Finished



Townsville QLD --Professional-2026-06-22
 Race 7: LADBROKES SAME RACE MULTI Class 4 Handicap - 1000m
 22 June 2026 - 4:27PM
 Track Rating: Good 4, Weather: Fine, Rail Position: +2m 1000m-W/Post, True Remainder



Section	L1000	L800	L600	L400	L200
Section Times	0:56.45 (0:12.78)	0:43.67 [3] (0:09.93)	0:33.74 [2] (0:10.65)	0:23.08 [2] (0:11.22)	0:11.87 [2] (0:11.87)
Average Speed [km/h]	56.6	72.7	68.0	64.4	60.6
Top Speed [km/h]	73.7	74.2	70.4	66.7	62.9
Avg. Dist. to Rail [m]	0.6	0.9	1.5	2.7	4.1
Avg. Stride Freq. [Hz]	2.4	2.4	2.3	2.3	2.3
Avg. Stride Length [m]	6.8	8.4	8.2	7.9	7.5



[] Ranking at each section and finish
 -:-:- No data available at this section
 NA No data available

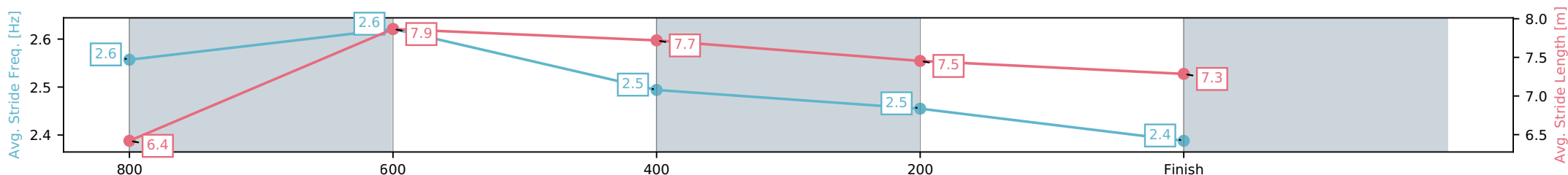
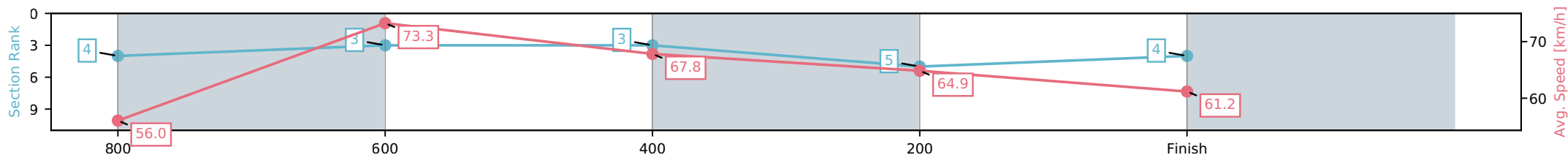
Horse/Jockey Name	Aged Care/Nathan Thomas
Finish Rank	4
Fastest Section Time (Section)	0:09.90 (800-600)
Top Speed [km/h] (Section)	74.8 (800-600)
Race State	Finished



Townsville QLD --Professional-2026-06-22
 Race 7: LADBROKES SAME RACE MULTI Class 4 Handicap - 1000m
 22 June 2026 - 4:27PM
 Track Rating: Good 4, Weather: Fine, Rail Position: +2m 1000m-W/Post, True Remainder



Section	L1000	L800	L600	L400	L200
Section Times	0:56.58 (0:12.90)	0:43.68 [4] (0:09.90)	0:33.78 [3] (0:10.80)	0:22.98 [3] (0:11.21)	0:11.77 [5] (0:11.77)
Average Speed [km/h]	56.0	73.3	67.8	64.9	61.2
Top Speed [km/h]	73.5	74.8	70.3	66.2	64.0
Avg. Dist. to Rail [m]	3.1	2.5	3.9	6.3	8.1
Avg. Stride Freq. [Hz]	2.6	2.6	2.5	2.5	2.4
Avg. Stride Length [m]	6.4	7.9	7.7	7.5	7.3



- [] Ranking at each section and finish
- :-:- No data available at this section
- NA No data available

Horse/Jockey Name	Admitted/Mitch Goring
Finish Rank	5
Fastest Section Time (Section)	0:09.89 (800-600)
Top Speed [km/h] (Section)	74.9 (1000 - 800)
Race State	Finished



Townsville QLD --Professional-2026-06-22

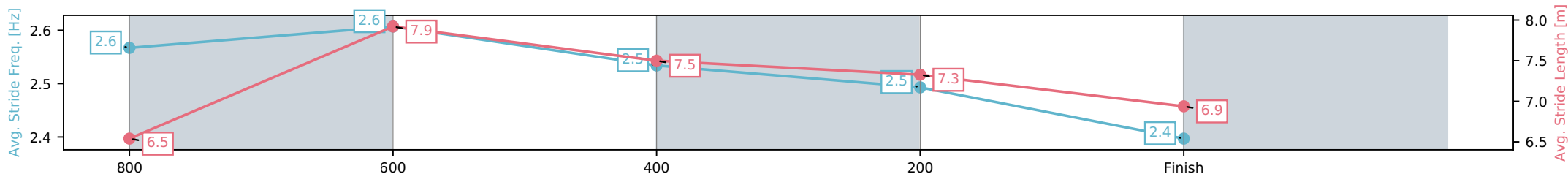
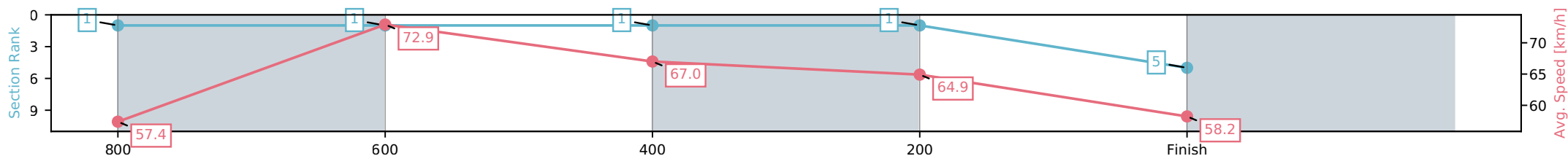
Race 7: LADBROKES SAME RACE MULTI Class 4 Handicap - 1000m

22 June 2026 - 4:27PM

Track Rating: Good 4, Weather: Fine, Rail Position: +2m 1000m-W/Post, True Remainder



Section	L1000	L800	L600	L400	L200
Section Times	0:56.79 (0:12.59)	0:44.20 [1] (0:09.89)	0:34.31 [1] (0:10.82)	0:23.49 [1] (0:11.13)	0:12.37 [1] (0:12.37)
Average Speed [km/h]	57.4	72.9	67.0	64.9	58.2
Top Speed [km/h]	74.9	74.6	69.0	66.5	62.2
Avg. Dist. to Rail [m]	2.9	0.9	1.4	2.5	5.1
Avg. Stride Freq. [Hz]	2.6	2.6	2.5	2.5	2.4
Avg. Stride Length [m]	6.5	7.9	7.5	7.3	6.9



- [] Ranking at each section and finish
- :-:- No data available at this section
- NA No data available

Horse/Jockey Name	Lowlands/Ryan Wiggins
Finish Rank	6
Fastest Section Time (Section)	0:10.16 (800-600)
Top Speed [km/h] (Section)	73.8 (800-600)
Race State	Finished



Townsville QLD --Professional-2026-06-22

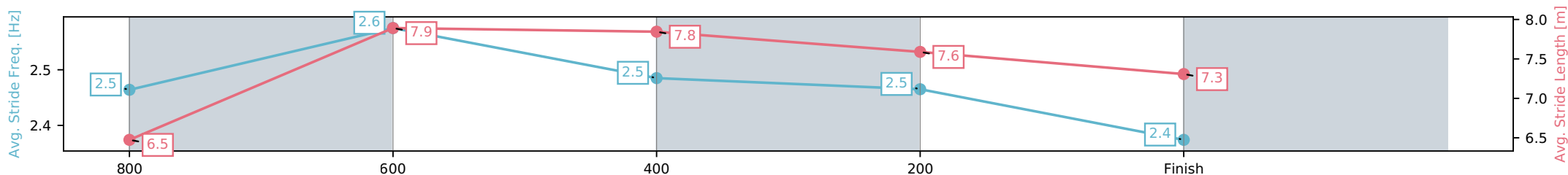
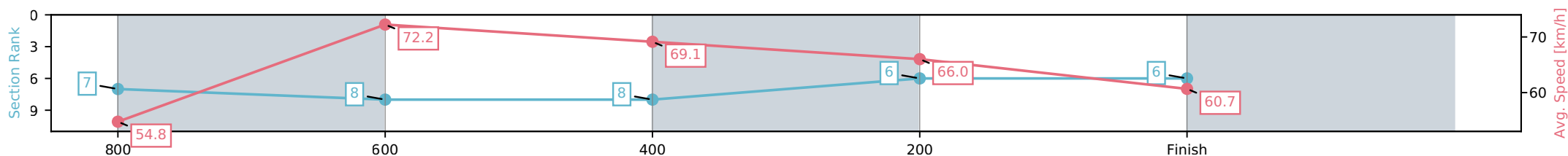
Race 7: LADBROKES SAME RACE MULTI Class 4 Handicap - 1000m

22 June 2026 - 4:27PM

Track Rating: Good 4, Weather: Fine, Rail Position: +2m 1000m-W/Post, True Remainder



Section	L1000	L800	L600	L400	L200
Section Times	0:56.89 (0:13.22)	0:43.67 [7] (0:10.16)	0:33.51 [8] (0:10.64)	0:22.87 [8] (0:11.00)	0:11.87 [6] (0:11.87)
Average Speed [km/h]	54.8	72.2	69.1	66.0	60.7
Top Speed [km/h]	72.0	73.8	69.9	68.1	64.3
Avg. Dist. to Rail [m]	4.6	4.5	4.0	7.0	8.3
Avg. Stride Freq. [Hz]	2.5	2.6	2.5	2.5	2.4
Avg. Stride Length [m]	6.5	7.9	7.8	7.6	7.3



- [] Ranking at each section and finish
- :-:- No data available at this section
- NA No data available

Horse/Jockey Name	Savee/Masayuki Abe
Finish Rank	7
Fastest Section Time (Section)	0:10.03 (800-600)
Top Speed [km/h] (Section)	74.0 (800-600)
Race State	Finished



Townsville QLD --Professional-2026-06-22

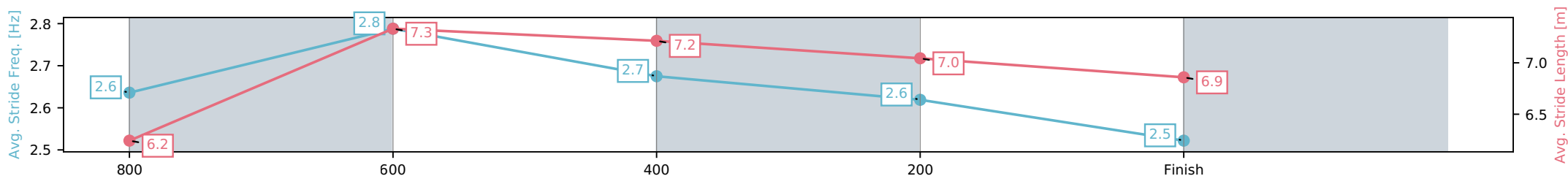
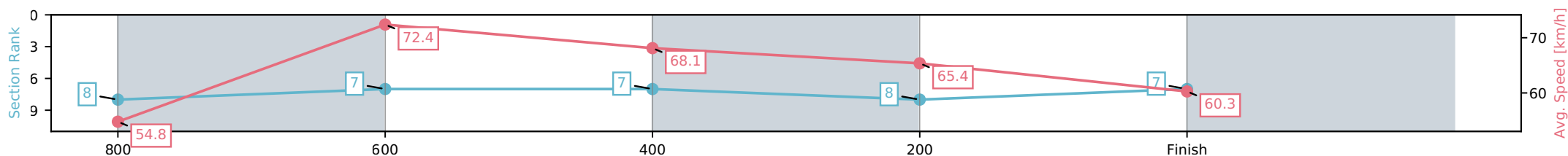
Race 7: LADBROKES SAME RACE MULTI Class 4 Handicap - 1000m

22 June 2026 - 4:27PM

Track Rating: Good 4, Weather: Fine, Rail Position: +2m 1000m-W/Post, True Remainder



Section	L1000	L800	L600	L400	L200
Section Times	0:57.09 (0:13.22)	0:43.87 [8] (0:10.03)	0:33.84 [7] (0:10.77)	0:23.07 [7] (0:11.11)	0:11.96 [8] (0:11.96)
Average Speed [km/h]	54.8	72.4	68.1	65.4	60.3
Top Speed [km/h]	72.6	74.0	70.9	67.0	64.7
Avg. Dist. to Rail [m]	2.1	2.2	4.1	5.2	5.0
Avg. Stride Freq. [Hz]	2.6	2.8	2.7	2.6	2.5
Avg. Stride Length [m]	6.2	7.3	7.2	7.0	6.9



- [] Ranking at each section and finish
- :-:- No data available at this section
- NA No data available

Horse/Jockey Name	Canny Prospect/Ivo Fry
Finish Rank	8
Fastest Section Time (Section)	0:10.18 (800-600)
Top Speed [km/h] (Section)	73.2 (800-600)
Race State	Finished



Townsville QLD --Professional-2026-06-22

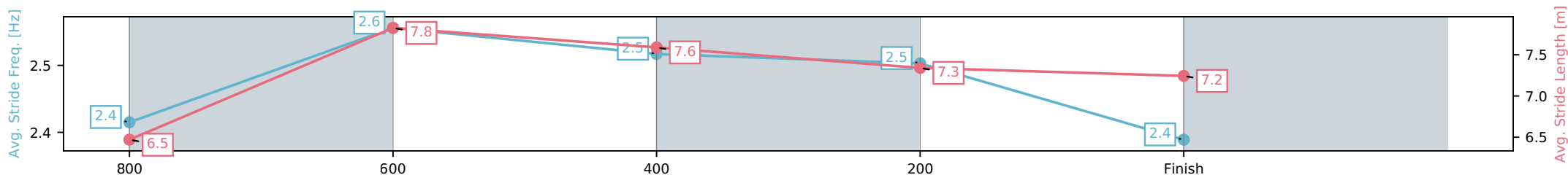
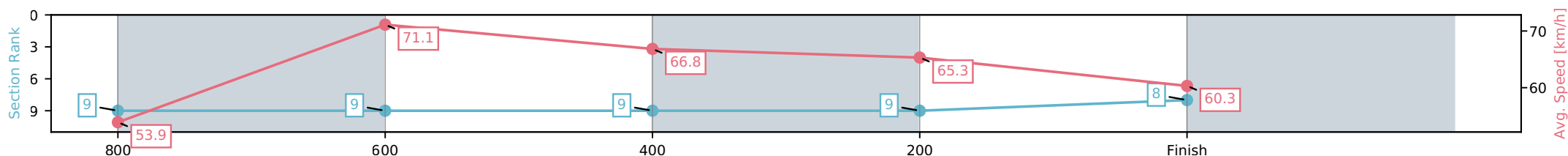
Race 7: LADBROKES SAME RACE MULTI Class 4 Handicap - 1000m

22 June 2026 - 4:27PM

Track Rating: Good 4, Weather: Fine, Rail Position: +2m 1000m-W/Post, True Remainder



Section	L1000	L800	L600	L400	L200
Section Times	0:57.32 (0:13.44)	0:43.88 [9] (0:10.18)	0:33.71 [9] (0:10.75)	0:22.95 [9] (0:11.00)	0:11.95 [9] (0:11.95)
Average Speed [km/h]	53.9	71.1	66.8	65.3	60.3
Top Speed [km/h]	71.8	73.2	69.9	66.3	64.0
Avg. Dist. to Rail [m]	2.9	1.6	0.4	0.7	0.7
Avg. Stride Freq. [Hz]	2.4	2.6	2.5	2.5	2.4
Avg. Stride Length [m]	6.5	7.8	7.6	7.3	7.2



- [] Ranking at each section and finish
- :-:- No data available at this section
- NA No data available

Horse/Jockey Name	The Kamikaze/Raul Silvera Olivera
Finish Rank	9
Fastest Section Time (Section)	0:10.08 (800-600)
Top Speed [km/h] (Section)	74.0 (800-600)
Race State	Finished



Townsville QLD --Professional-2026-06-22

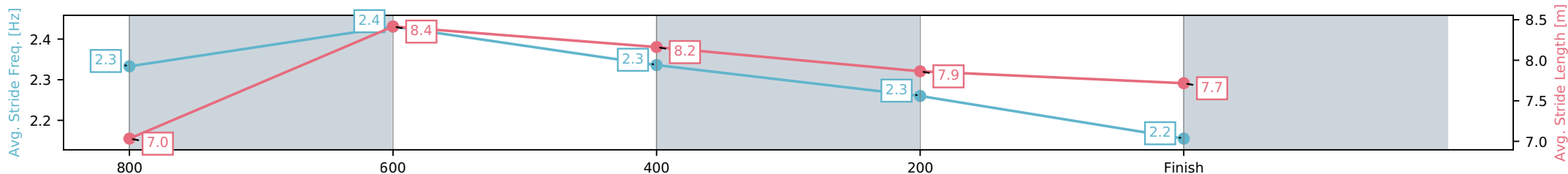
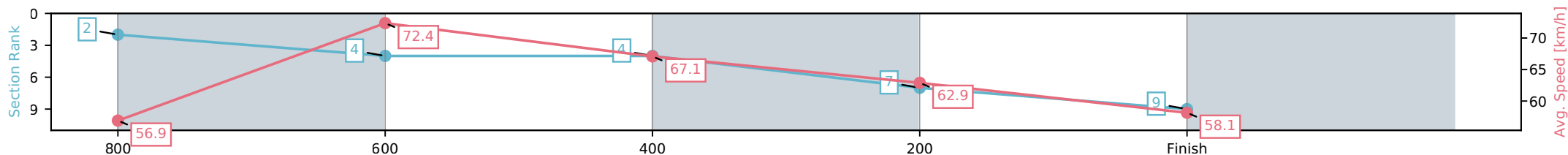
Race 7: LADBROKES SAME RACE MULTI Class 4 Handicap - 1000m

22 June 2026 - 4:27PM

Track Rating: Good 4, Weather: Fine, Rail Position: +2m 1000m-W/Post, True Remainder



Section	L1000	L800	L600	L400	L200
Section Times	0:57.52 (0:12.73)	0:44.79 [2] (0:10.08)	0:34.71 [4] (0:10.83)	0:23.89 [4] (0:11.49)	0:12.40 [7] (0:12.40)
Average Speed [km/h]	56.9	72.4	67.1	62.9	58.1
Top Speed [km/h]	73.5	74.0	71.7	64.7	61.4
Avg. Dist. to Rail [m]	5.9	3.9	2.0	2.9	3.1
Avg. Stride Freq. [Hz]	2.3	2.4	2.3	2.3	2.2
Avg. Stride Length [m]	7.0	8.4	8.2	7.9	7.7



- [] Ranking at each section and finish
- :-:- No data available at this section
- NA No data available