



Mackay QLD

Race 1: Book for Mackay Cup Sat 25th July QTIS Two-Years-Old Handicap - 1200m

23 June 2026 - 12:52PM

Track Rating: Soft 5, Weather: Overcast, Rail Position: +3m Entire Circuit



MACKAY TURF CLUB

Ooralea Racecourse

Field Times (Race Tempo) 1:10.84 (0:14.02) 0:56.82 (0:10.64) 0:46.18 (0:11.05) 0:35.12 (0:11.57) 0:23.56 (0:11.59) 0:11.97 (0:11.97)

Rank	TAB#	Horse	Overall Time	First 400m	Top Speed km/h (Section)	L1200	L1000	L800	L600	L400	L200		
	(BAR#)	Jockey	Margin (DT-W)	Last 600m	Fastest Section (Time)	Start - 1000	1000 - 800	800 - 600	600 - 400	400 - 200	200 - Finish		
1	1	Better Blitzem	1:10.84	0:24.90	67.5 (1000-800)	1:10.84	0:56.82 [1]	0:45.94 [2]	0:34.88 [3]	0:23.26 [3]	0:11.70 [2]		
	(4)	Aidan Holt		0:34.89	1000-800 (0:10.88)	(0:14.02)	(0:10.88)	(0:11.06)	(0:11.62)	(0:11.57)	(0:11.70)		
2	2	Alberta Bound	1:10.88	0:24.66	69.1 (1000-800)	1:10.88	0:56.85 [2]	0:46.22 [1]	0:35.16 [1]	0:23.60 [1]	0:12.01 [1]		
	(6)	Ryan Wiggins	0.3L (+2)	0:35.17	1000-800 (0:10.63)	(0:14.03)	(0:10.63)	(0:11.06)	(0:11.57)	(0:11.59)	(0:12.01)		
3	5	Anders Kiss	1:11.95	0:25.14	67.3 (1000-800)	1:11.95	0:57.63 [4]	0:46.81 [4]	0:35.79 [4]	0:24.20 [4]	0:12.28 [4]		
	(2)	Adam Sewell	6.6L (+2)	0:35.79	1000-800 (0:10.82)	(0:14.32)	(0:10.82)	(0:11.02)	(0:11.59)	(0:11.92)	(0:12.28)		
4	3	Dub Stepping	1:12.24	0:25.00	67.9 (1000-800)	1:12.24	0:58.02 [3]	0:47.24 [3]	0:36.34 [2]	0:24.79 [2]	0:12.90 [3]		
	(5)	Ben Kennedy	8.2L (+7)	0:36.34	1000-800 (0:10.78)	(0:14.22)	(0:10.78)	(0:10.91)	(0:11.54)	(0:11.90)	(0:12.90)		
5	6	Long Tall James	1:13.17	0:25.35	66.5 (1000-800)	1:13.17	0:58.75 [5]	0:47.82 [5]	0:36.71 [5]	0:25.04 [5]	0:13.05 [5]		
	(3)	Georgina Cartwright	13.7L (+1)	0:36.71	1000-800 (0:10.93)	(0:14.42)	(0:10.93)	(0:11.12)	(0:11.66)	(0:12.00)	(0:13.05)		
6	7	Tiger Rocket	1:13.94	0:25.89	65.7 (1000-800)	1:13.94	0:59.18 [6]	0:48.05 [6]	0:36.85 [6]	0:25.17 [6]	0:13.18 [6]		
	(1)	Chris McIver	18.3L (+3)	0:36.85	1000-800 (0:11.13)	(0:14.76)	(0:11.13)	(0:11.20)	(0:11.68)	(0:11.99)	(0:13.18)		

Scratched: Boomious (#4)

Report Created: Tue 23 June 2026

(Note: Races are conducted over an approximate distance as close as possible to the advertised distance, and recorded data may vary accordingly. Official times refer to race times only and do not include handicap times.)

[] Position in running at each section and finish
 TAB# Saddle cloth number
 -:-:- No data available at this section
 BAR# Barrier/Gate Position
 NA No data available
 DNF Did not finish
 DNT Did not track
 DT-W Distance travelled compared to winner in metres

Fastest split
 Fastest section

data processed by TRIPLES DATA

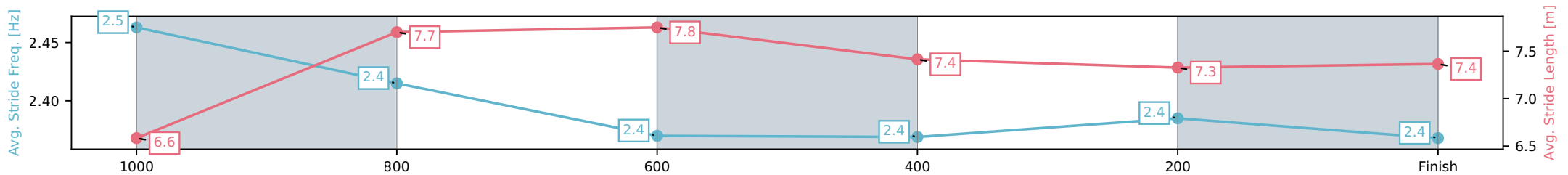
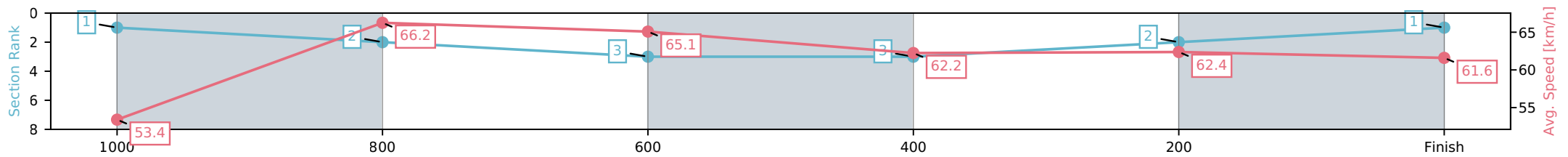
Horse/Jockey Name	Better Blitzem/Aidan Holt
Finish Rank	1
Fastest Section Time (Section)	0:10.88 (1000-800)
Top Speed [km/h] (Section)	67.5 (1000-800)
Race State	Finished



Mackay QLD --Professional-2026-06-23
 Race 1: Book for Mackay Cup Sat 25th July QTIS Two-Years-Old Handicap - 1200m
 23 June 2026 - 12:52PM
 Track Rating: Soft 5, Weather: Overcast, Rail Position: +3m Entire Circuit



Section	L1200	L1000	L800	L600	L400	L200
Section Times	1:10.84 (0:14.02)	0:56.82 [1] (0:10.88)	0:45.94 [2] (0:11.06)	0:34.88 [3] (0:11.62)	0:23.26 [3] (0:11.57)	0:11.70 [2] (0:11.70)
Average Speed [km/h]	53.4	66.2	65.1	62.2	62.4	61.6
Top Speed [km/h]	67.0	67.5	66.3	63.8	63.8	63.3
Avg. Dist. to Rail [m]	1.9	0.4	0.5	0.7	1.2	1.5
Avg. Stride Freq. [Hz]	2.5	2.4	2.4	2.4	2.4	2.4
Avg. Stride Length [m]	6.6	7.7	7.8	7.4	7.3	7.4



- [] Ranking at each section and finish
- :-:- No data available at this section
- NA No data available

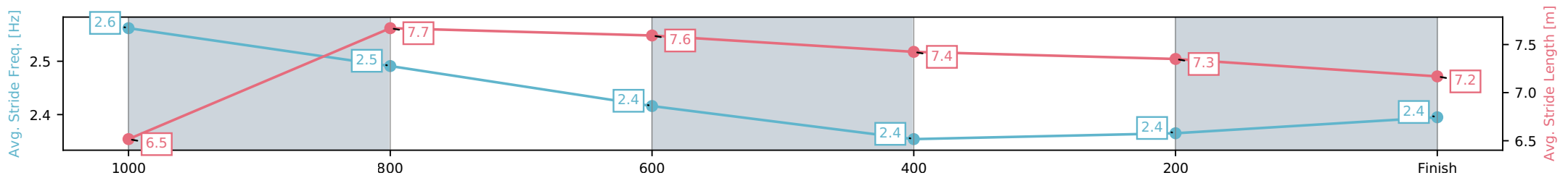
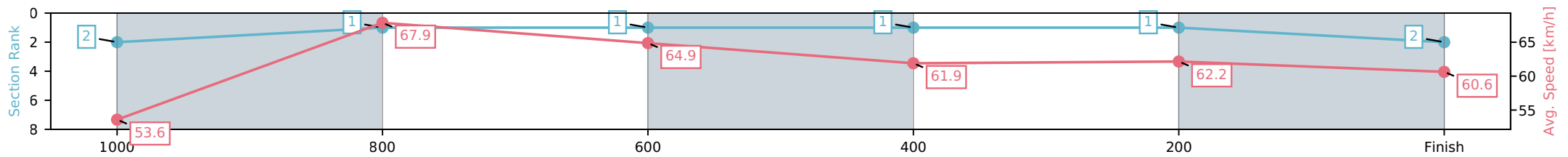
Horse/Jockey Name	Alberta Bound/Ryan Wiggins
Finish Rank	2
Fastest Section Time (Section)	0:10.63 (1000-800)
Top Speed [km/h] (Section)	69.1 (1000-800)
Race State	Finished



Mackay QLD --Professional-2026-06-23
 Race 1: Book for Mackay Cup Sat 25th July QTIS Two-Years-Old Handicap - 1200m
 23 June 2026 - 12:52PM
 Track Rating: Soft 5, Weather: Overcast, Rail Position: +3m Entire Circuit



Section	L1200	L1000	L800	L600	L400	L200
Section Times	1:10.88 (0:14.03)	0:56.85 [2] (0:10.63)	0:46.22 [1] (0:11.06)	0:35.16 [1] (0:11.57)	0:23.60 [1] (0:11.59)	0:12.01 [1] (0:12.01)
Average Speed [km/h]	53.6	67.9	64.9	61.9	62.2	60.6
Top Speed [km/h]	68.6	69.1	65.9	63.6	63.1	62.2
Avg. Dist. to Rail [m]	4.6	0.8	0.7	0.7	0.9	1.1
Avg. Stride Freq. [Hz]	2.6	2.5	2.4	2.4	2.4	2.4
Avg. Stride Length [m]	6.5	7.7	7.6	7.4	7.3	7.2



- [] Ranking at each section and finish
- :-:- No data available at this section
- NA No data available

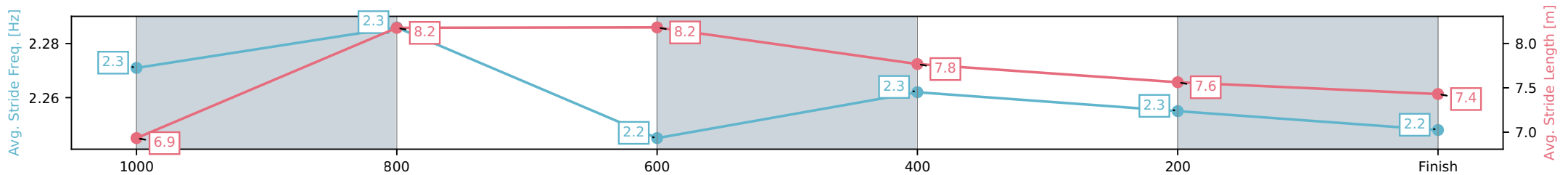
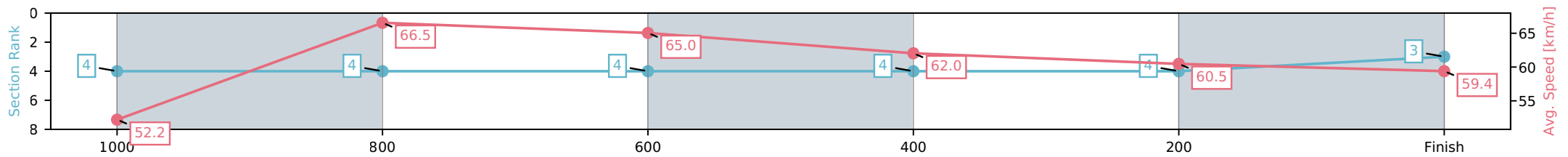
Horse/Jockey Name	Anders Kiss/Adam Sewell
Finish Rank	3
Fastest Section Time (Section)	0:10.82 (1000-800)
Top Speed [km/h] (Section)	67.3 (1000-800)
Race State	Finished



Mackay QLD --Professional-2026-06-23
 Race 1: Book for Mackay Cup Sat 25th July QTIS Two-Years-Old Handicap - 1200m
 23 June 2026 - 12:52PM
 Track Rating: Soft 5, Weather: Overcast, Rail Position: +3m Entire Circuit



Section	L1200	L1000	L800	L600	L400	L200
Section Times	1:11.95 (0:14.32)	0:57.63 [4] (0:10.82)	0:46.81 [4] (0:11.02)	0:35.79 [4] (0:11.59)	0:24.20 [4] (0:11.92)	0:12.28 [4] (0:12.28)
Average Speed [km/h]	52.2	66.5	65.0	62.0	60.5	59.4
Top Speed [km/h]	66.8	67.3	66.3	63.3	61.4	64.0
Avg. Dist. to Rail [m]	1.9	0.3	0.7	0.6	1.5	1.1
Avg. Stride Freq. [Hz]	2.3	2.3	2.2	2.3	2.3	2.2
Avg. Stride Length [m]	6.9	8.2	8.2	7.8	7.6	7.4



- [] Ranking at each section and finish
- :-:- No data available at this section
- NA No data available

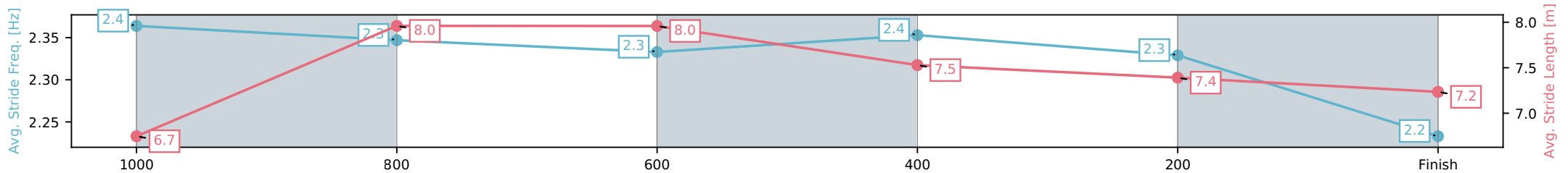
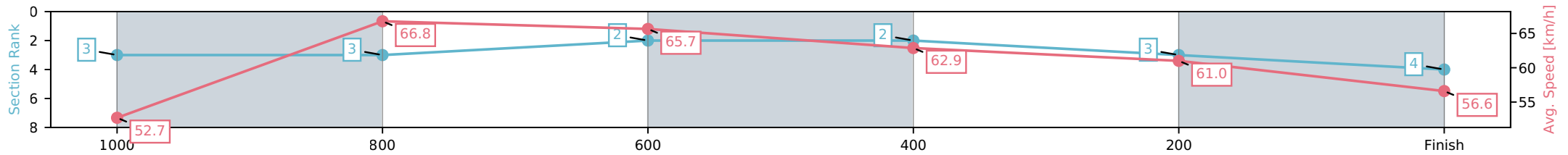
Horse/Jockey Name	Dub Stepping/Ben Kennedy
Finish Rank	4
Fastest Section Time (Section)	0:10.78 (1000-800)
Top Speed [km/h] (Section)	67.9 (1000-800)
Race State	Finished



Mackay QLD --Professional-2026-06-23
 Race 1: Book for Mackay Cup Sat 25th July QTIS Two-Years-Old Handicap - 1200m
 23 June 2026 - 12:52PM
 Track Rating: Soft 5, Weather: Overcast, Rail Position: +3m Entire Circuit



Section	L1200	L1000	L800	L600	L400	L200
Section Times	1:12.24 (0:14.22)	0:58.02 [3] (0:10.78)	0:47.24 [3] (0:10.91)	0:36.34 [2] (0:11.54)	0:24.79 [2] (0:11.90)	0:12.90 [3] (0:12.90)
Average Speed [km/h]	52.7	66.8	65.7	62.9	61.0	56.6
Top Speed [km/h]	65.6	67.9	66.7	65.6	62.5	59.4
Avg. Dist. to Rail [m]	3.0	0.4	1.1	1.8	3.8	2.5
Avg. Stride Freq. [Hz]	2.4	2.3	2.3	2.4	2.3	2.2
Avg. Stride Length [m]	6.7	8.0	8.0	7.5	7.4	7.2



- [] Ranking at each section and finish
- :-:- No data available at this section
- NA No data available

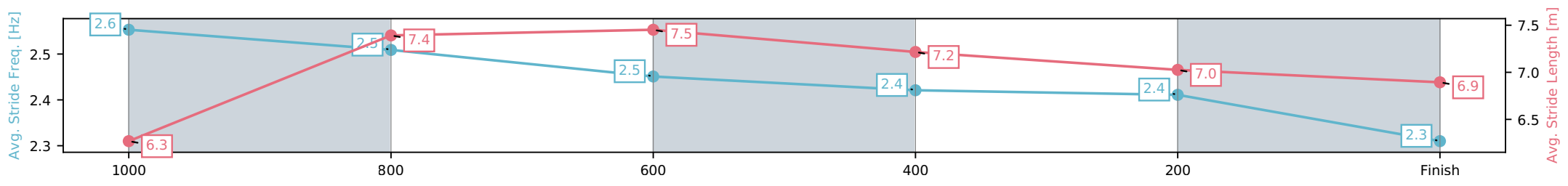
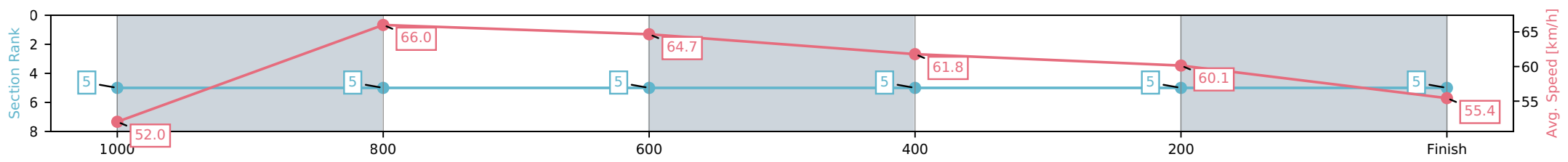
Horse/Jockey Name	Long Tall James/Georgina Cartwright
Finish Rank	5
Fastest Section Time (Section)	0:10.93 (1000-800)
Top Speed [km/h] (Section)	66.5 (1000-800)
Race State	Finished



Mackay QLD --Professional-2026-06-23
 Race 1: Book for Mackay Cup Sat 25th July QTIS Two-Years-Old Handicap - 1200m
 23 June 2026 - 12:52PM
 Track Rating: Soft 5, Weather: Overcast, Rail Position: +3m Entire Circuit



Section	L1200	L1000	L800	L600	L400	L200
Section Times	1:13.17 (0:14.42)	0:58.75 [5] (0:10.93)	0:47.82 [5] (0:11.12)	0:36.71 [5] (0:11.66)	0:25.04 [5] (0:12.00)	0:13.05 [5] (0:13.05)
Average Speed [km/h]	52.0	66.0	64.7	61.8	60.1	55.4
Top Speed [km/h]	65.9	66.5	65.7	63.4	61.1	59.3
Avg. Dist. to Rail [m]	2.7	0.6	0.5	0.9	1.9	1.7
Avg. Stride Freq. [Hz]	2.6	2.5	2.5	2.4	2.4	2.3
Avg. Stride Length [m]	6.3	7.4	7.5	7.2	7.0	6.9



[] Ranking at each section and finish
 -:-:- No data available at this section
 NA No data available

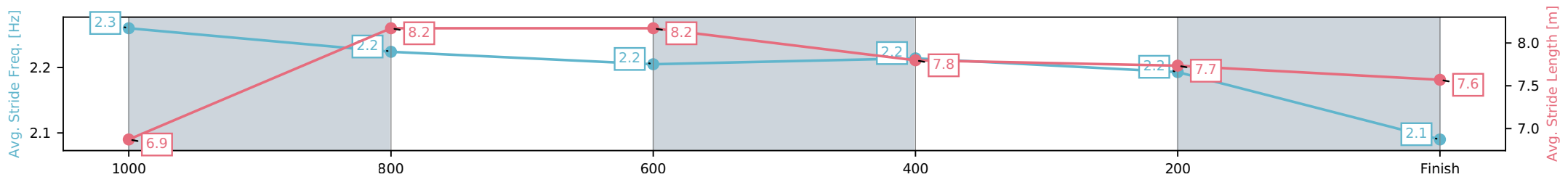
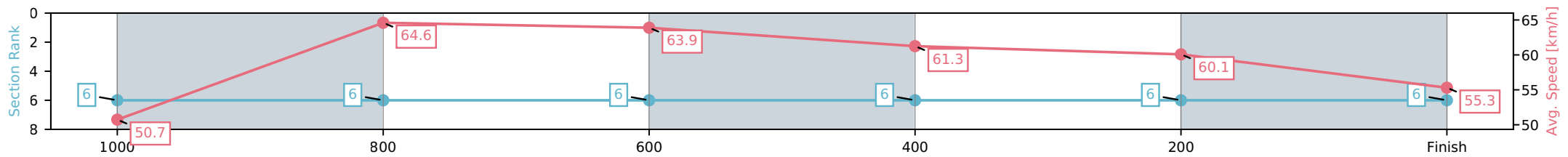
Horse/Jockey Name	Tiger Rocket/Chris McIver
Finish Rank	6
Fastest Section Time (Section)	0:11.13 (1000-800)
Top Speed [km/h] (Section)	65.7 (1000-800)
Race State	Finished



Mackay QLD --Professional-2026-06-23
 Race 1: Book for Mackay Cup Sat 25th July QTIS Two-Years-Old Handicap - 1200m
 23 June 2026 - 12:52PM
 Track Rating: Soft 5, Weather: Overcast, Rail Position: +3m Entire Circuit



Section	L1200	L1000	L800	L600	L400	L200
Section Times	1:13.94 (0:14.76)	0:59.18 [6] (0:11.13)	0:48.05 [6] (0:11.20)	0:36.85 [6] (0:11.68)	0:25.17 [6] (0:11.99)	0:13.18 [6] (0:13.18)
Average Speed [km/h]	50.7	64.6	63.9	61.3	60.1	55.3
Top Speed [km/h]	65.2	65.7	65.3	62.1	61.0	58.7
Avg. Dist. to Rail [m]	1.1	0.5	1.4	1.0	1.9	2.1
Avg. Stride Freq. [Hz]	2.3	2.2	2.2	2.2	2.2	2.1
Avg. Stride Length [m]	6.9	8.2	8.2	7.8	7.7	7.6



- [] Ranking at each section and finish
- :-:- No data available at this section
- NA No data available



Mackay QLD

Race 2: Ladbrokes Hosted Pots QTIS Three-Years-Old Handicap - 1300m

23 June 2026 - 1:27PM

Track Rating: Soft 5, Weather: Overcast, Rail Position: +3m Entire Circuit



MACKAY TURF CLUB

Ooralea Racecourse

Field Times (Race Tempo) 1:17.27 (0:08.54) 1:08.73 (0:11.09) 0:57.65 (0:11.26) 0:46.38 (0:11.47) 0:34.91 (0:11.77) 0:23.14 (0:11.44) 0:11.70 (0:11.70)

Rank	TAB#	Horse	Overall Time	First 400m	Top Speed km/h (Section)	L1300	L1200	L1000	L800	L600	L400	L200	
	(BAR#)	Jockey	Margin (DT-W)	Last 600m	Fastest Section (Time)	Start - 1200	1200 - 1000	1000 - 800	800 - 600	600 - 400	400 - 200	200 - Finish	
1	1	Exodas	1:17.27	0:25.93	66.3 (1000-800)	1:17.27	1:08.29 [7]	0:56.84 [8]	0:45.78 [6]	0:34.25 [6]	0:22.84 [4]	0:11.47 [4]	
	(6)	Aidan Holt		0:34.25	1000-800 (0:11.05)	(0:08.98)	(0:11.45)	(0:11.05)	(0:11.54)	(0:11.41)	(0:11.37)	(0:11.47)	
2	3	Innovader	1:17.34	0:25.26	67.2 (1200-1000)	1:17.34	1:08.80 [1]	0:57.70 [2]	0:46.39 [3]	0:34.81 [3]	0:23.03 [3]	0:11.60 [2]	
	(4)	Chris McIver	0.5L (-2)	0:34.81	1200-1000 (0:11.10)	(0:08.54)	(0:11.10)	(0:11.32)	(0:11.58)	(0:11.77)	(0:11.44)	(0:11.60)	
3	2	Lucky Lass	1:17.51	0:25.95	66.0 (200-0)	1:17.51	1:08.42 [8]	0:57.08 [7]	0:45.90 [8]	0:34.22 [7]	0:22.64 [6]	0:11.39 [5]	
	(7)	Raul Silvera Olivera	1.4L (+2)	0:34.22	1000-800 (0:11.18)	(0:09.09)	(0:11.34)	(0:11.18)	(0:11.68)	(0:11.58)	(0:11.25)	(0:11.39)	
4	4	Yorokobi	1:17.62	0:25.27	68.7 (1000-800)	1:17.62	1:08.74 [5]	0:57.87 [3]	0:46.73 [1]	0:35.26 [1]	0:23.48 [2]	0:12.05 [1]	
	(8)	Georgina Cartwright	2.1L (+0)	0:35.25	1200-1000 (0:10.88)	(0:08.88)	(0:10.88)	(0:11.13)	(0:11.47)	(0:11.78)	(0:11.42)	(0:12.05)	
5	5	Mayor Of Kingston	1:17.97	0:25.24	67.2 (1200-1000)	1:17.97	1:09.39 [2]	0:58.34 [1]	0:47.04 [2]	0:35.47 [2]	0:23.84 [1]	0:12.19 [3]	
	(1)	Adam Sewell	4.1L (+4)	0:35.47	1200-1000 (0:11.04)	(0:08.58)	(0:11.04)	(0:11.31)	(0:11.57)	(0:11.63)	(0:11.65)	(0:12.19)	
6	6	Bestov	1:18.97	0:25.80	65.3 (1200-1000)	1:18.97	1:10.10 [4]	0:58.88 [5]	0:47.41 [7]	0:35.66 [8]	0:24.08 [7]	0:12.12 [7]	
	(3)	Ben Kennedy	10.0L (+0)	0:35.66	1200-1000 (0:11.21)	(0:08.88)	(0:11.21)	(0:11.48)	(0:11.74)	(0:11.58)	(0:11.96)	(0:12.12)	
7	7	Betty Boom	1:19.06	0:25.69	66.0 (1000-800)	1:19.06	1:10.16 [6]	0:58.91 [6]	0:47.76 [5]	0:36.24 [4]	0:24.42 [5]	0:12.43 [6]	
	(5)	Nathan Thomas	10.5L (-1)	0:36.24	1000-800 (0:11.16)	(0:08.90)	(0:11.25)	(0:11.16)	(0:11.52)	(0:11.82)	(0:11.99)	(0:12.43)	
8	8	Fillydelphia Miss	1:19.63	0:26.27	66.5 (1000-800)	1:19.63	1:10.14 [9]	0:58.89 [9]	0:47.80 [9]	0:36.14 [9]	0:24.39 [9]	0:12.53 [8]	
	(9)	Chelsea Jokic	13.9L (+0)	0:36.13	1000-800 (0:11.10)	(0:09.49)	(0:11.24)	(0:11.10)	(0:11.66)	(0:11.74)	(0:11.86)	(0:12.53)	
9	10	Ruby Doreen	1:21.37	0:25.47	67.6 (1000-800)	1:21.37	1:12.70 [3]	1:01.46 [4]	0:50.22 [4]	0:38.49 [5]	0:26.34 [8]	0:13.82 [9]	
	(2)	Natalea Summers	24.1L (-3)	0:38.48	1200-1000 (0:11.23)	(0:08.67)	(0:11.23)	(0:11.25)	(0:11.73)	(0:12.14)	(0:12.52)	(0:13.82)	

Scratched: Frosty Queen (#9), Sensei's Surprise (#11)

Report Created: Tue 23 June 2026

(Note: Races are conducted over an approximate distance as close as possible to the advertised distance, and recorded data may vary accordingly. Official times refer to race times only and do not include handicap times.)

[] Position in running at each section and finish TAB# Saddle cloth number
 -:-:- No data available at this section BAR# Barrier/Gate Position
 NA No data available DNF Did not finish
 DNT Did not track DT-W Distance travelled compared to winner in metres

Fastest split
 Fastest section

data processed by TRIPLESDATA

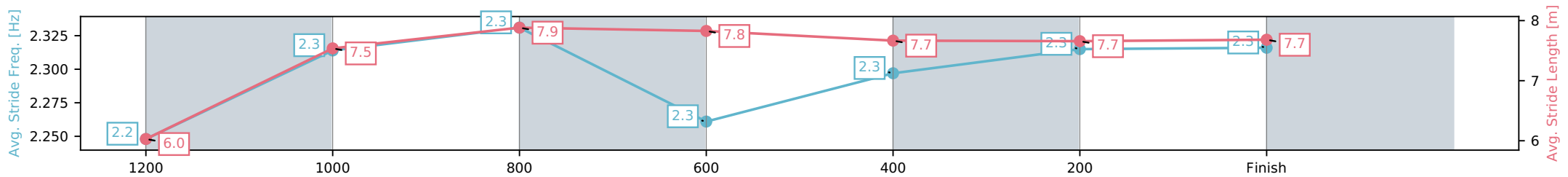
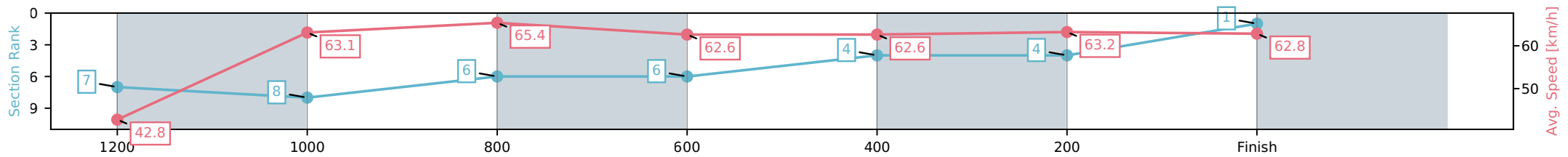
Horse/Jockey Name	Exodas/Aidan Holt
Finish Rank	1
Fastest Section Time (Section)	0:11.05 (1000-800)
Top Speed [km/h] (Section)	66.3 (1000-800)
Race State	Finished



Mackay QLD --Professional-2026-06-23
 Race 2: Ladbrokes Hosted Pots QTIS Three-Years-Old Handicap - 1300m
 23 June 2026 - 1:27PM
 Track Rating: Soft 5, Weather: Overcast, Rail Position: +3m Entire Circuit



Section	L1300	L1200	L1000	L800	L600	L400	L200
Section Times	1:17.27 (0:08.98)	1:08.29 [7] (0:11.45)	0:56.84 [8] (0:11.05)	0:45.78 [6] (0:11.54)	0:34.25 [6] (0:11.41)	0:22.84 [4] (0:11.37)	0:11.47 [4] (0:11.47)
Average Speed [km/h]	42.8	63.1	65.4	62.6	62.6	63.2	62.8
Top Speed [km/h]	57.7	65.3	66.3	64.7	63.3	64.3	64.3
Avg. Dist. to Rail [m]	8.0	1.7	1.2	1.2	1.1	0.9	0.9
Avg. Stride Freq. [Hz]	2.2	2.3	2.3	2.3	2.3	2.3	2.3
Avg. Stride Length [m]	6.0	7.5	7.9	7.8	7.7	7.7	7.7



- [] Ranking at each section and finish
- :-:- No data available at this section
- NA No data available

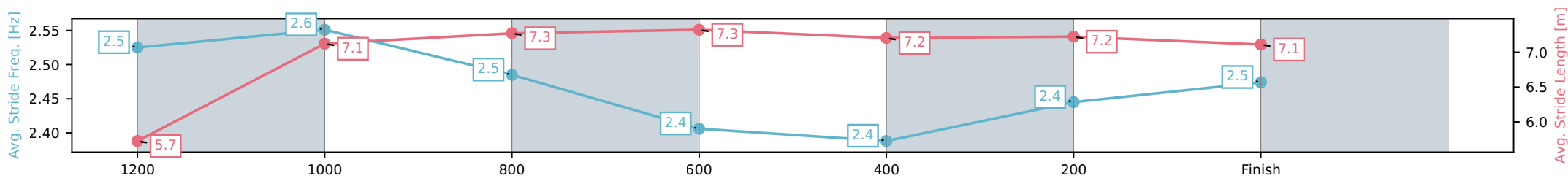
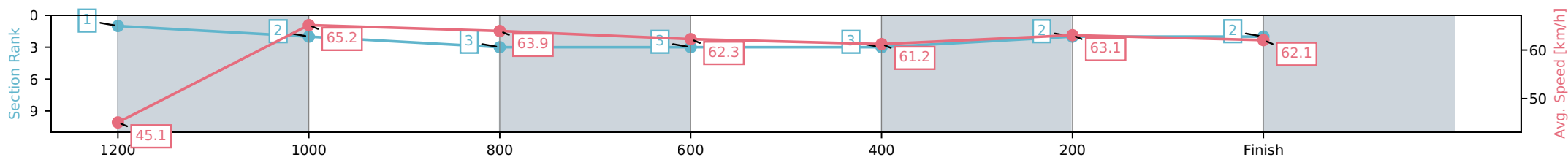
Horse/Jockey Name	Innovader/Chris McIver
Finish Rank	2
Fastest Section Time (Section)	0:11.10 (1200-1000)
Top Speed [km/h] (Section)	67.2 (1200-1000)
Race State	Finished



Mackay QLD --Professional-2026-06-23
 Race 2: Ladbrokes Hosted Pots QTIS Three-Years-Old Handicap - 1300m
 23 June 2026 - 1:27PM
 Track Rating: Soft 5, Weather: Overcast, Rail Position: +3m Entire Circuit



Section	L1300	L1200	L1000	L800	L600	L400	L200
Section Times	1:17.34 (0:08.54)	1:08.80 [1] (0:11.10)	0:57.70 [2] (0:11.32)	0:46.39 [3] (0:11.58)	0:34.81 [3] (0:11.77)	0:23.03 [3] (0:11.44)	0:11.60 [2] (0:11.60)
Average Speed [km/h]	45.1	65.2	63.9	62.3	61.2	63.1	62.1
Top Speed [km/h]	62.4	67.2	65.2	63.4	62.4	64.1	64.1
Avg. Dist. to Rail [m]	6.1	2.8	1.6	1.0	0.4	1.9	3.2
Avg. Stride Freq. [Hz]	2.5	2.6	2.5	2.4	2.4	2.4	2.5
Avg. Stride Length [m]	5.7	7.1	7.3	7.3	7.2	7.2	7.1



[] Ranking at each section and finish
 -:-:- No data available at this section
 NA No data available

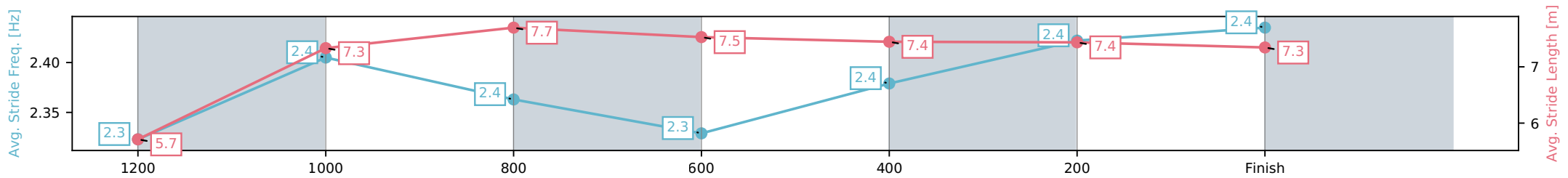
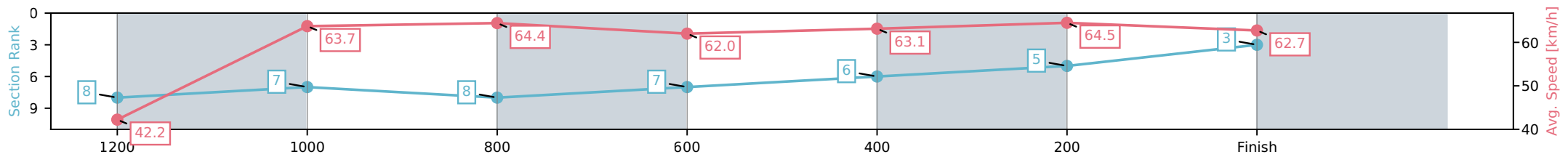
Horse/Jockey Name	Lucky Lass/Raul Silvera Olivera
Finish Rank	3
Fastest Section Time (Section)	0:11.18 (1000-800)
Top Speed [km/h] (Section)	66.0 (200-0)
Race State	Finished



Mackay QLD --Professional-2026-06-23
 Race 2: Ladbrokes Hosted Pots QTIS Three-Years-Old Handicap - 1300m
 23 June 2026 - 1:27PM
 Track Rating: Soft 5, Weather: Overcast, Rail Position: +3m Entire Circuit



Section	L1300	L1200	L1000	L800	L600	L400	L200
Section Times	1:17.51 (0:09.09)	1:08.42 [8] (0:11.34)	0:57.08 [7] (0:11.18)	0:45.90 [8] (0:11.68)	0:34.22 [7] (0:11.58)	0:22.64 [6] (0:11.25)	0:11.39 [5] (0:11.39)
Average Speed [km/h]	42.2	63.7	64.4	62.0	63.1	64.5	62.7
Top Speed [km/h]	60.0	65.8	65.5	64.5	64.4	66.0	66.0
Avg. Dist. to Rail [m]	8.7	1.3	0.5	1.6	2.2	5.2	6.5
Avg. Stride Freq. [Hz]	2.3	2.4	2.4	2.3	2.4	2.4	2.4
Avg. Stride Length [m]	5.7	7.3	7.7	7.5	7.4	7.4	7.3



- [] Ranking at each section and finish
- :-:- No data available at this section
- NA No data available

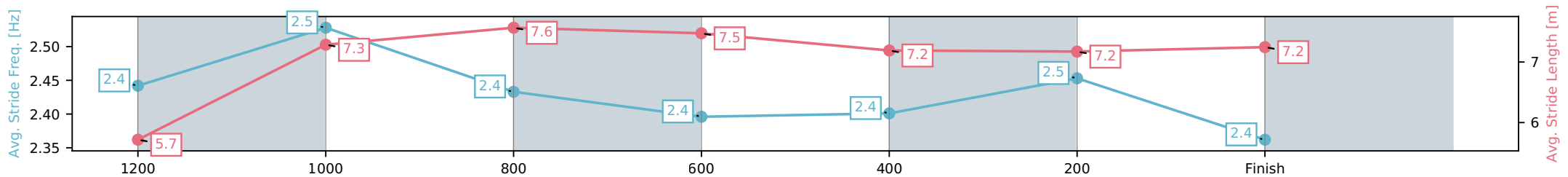
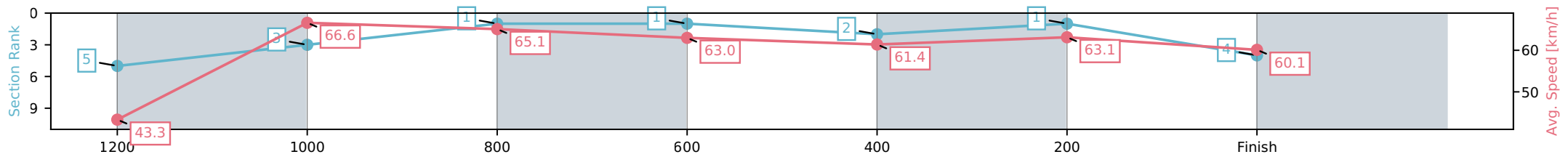
Horse/Jockey Name	Yorokobi/Georgina Cartwright
Finish Rank	4
Fastest Section Time (Section)	0:10.88 (1200-1000)
Top Speed [km/h] (Section)	68.7 (1000-800)
Race State	Finished



Mackay QLD --Professional-2026-06-23
 Race 2: Ladbrokes Hosted Pots QTIS Three-Years-Old Handicap - 1300m
 23 June 2026 - 1:27PM
 Track Rating: Soft 5, Weather: Overcast, Rail Position: +3m Entire Circuit



Section	L1300	L1200	L1000	L800	L600	L400	L200
Section Times	1:17.62 (0:08.88)	1:08.74 [5] (0:10.88)	0:57.87 [3] (0:11.13)	0:46.73 [1] (0:11.47)	0:35.26 [1] (0:11.78)	0:23.48 [2] (0:11.42)	0:12.05 [1] (0:12.05)
Average Speed [km/h]	43.3	66.6	65.1	63.0	61.4	63.1	60.1
Top Speed [km/h]	61.3	68.6	68.7	65.6	62.9	65.3	64.5
Avg. Dist. to Rail [m]	9.5	3.1	2.1	1.4	0.7	2.0	1.8
Avg. Stride Freq. [Hz]	2.4	2.5	2.4	2.4	2.4	2.5	2.4
Avg. Stride Length [m]	5.7	7.3	7.6	7.5	7.2	7.2	7.2



- [] Ranking at each section and finish
- :-:- No data available at this section
- NA No data available

Horse/Jockey Name	Mayor Of Kingston/Adam Sewell
Finish Rank	5
Fastest Section Time (Section)	0:11.04 (1200-1000)
Top Speed [km/h] (Section)	67.2 (1200-1000)
Race State	Finished



Mackay QLD --Professional-2026-06-23

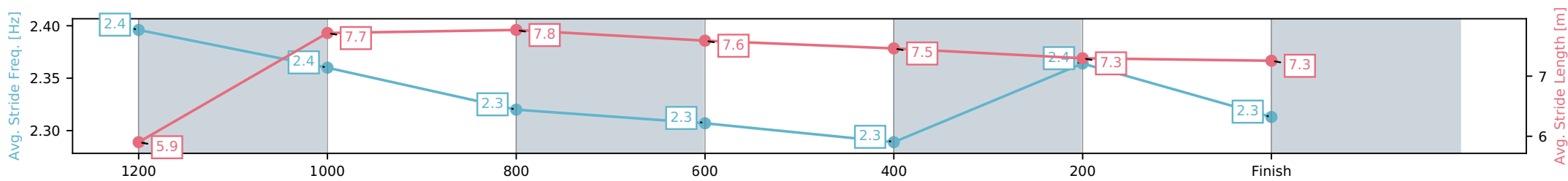
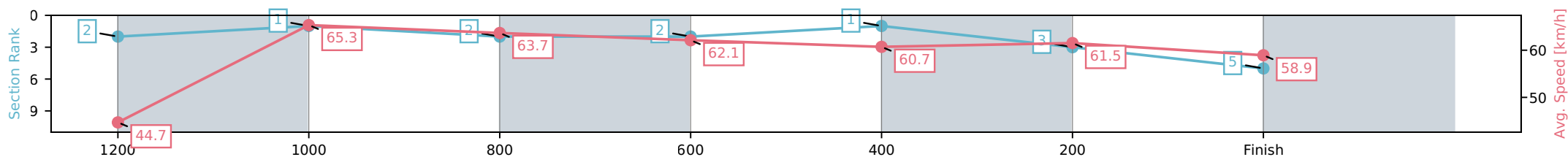
Race 2: Ladbrokes Hosted Pots QTIS Three-Years-Old Handicap - 1300m

23 June 2026 - 1:27PM

Track Rating: Soft 5, Weather: Overcast, Rail Position: +3m Entire Circuit



Section	L1300	L1200	L1000	L800	L600	L400	L200
Section Times	1:17.97 (0:08.58)	1:09.39 [2] (0:11.04)	0:58.34 [1] (0:11.31)	0:47.04 [2] (0:11.57)	0:35.47 [2] (0:11.63)	0:23.84 [1] (0:11.65)	0:12.19 [3] (0:12.19)
Average Speed [km/h]	44.7	65.3	63.7	62.1	60.7	61.5	58.9
Top Speed [km/h]	65.1	67.2	66.2	63.6	61.3	63.0	61.5
Avg. Dist. to Rail [m]	3.6	1.2	0.3	0.7	2.5	1.0	0.3
Avg. Stride Freq. [Hz]	2.4	2.4	2.3	2.3	2.3	2.4	2.3
Avg. Stride Length [m]	5.9	7.7	7.8	7.6	7.5	7.3	7.3



[] Ranking at each section and finish
 -:-:- No data available at this section
 NA No data available

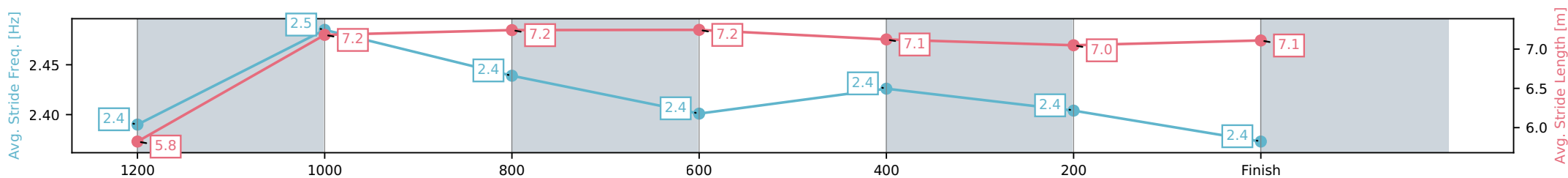
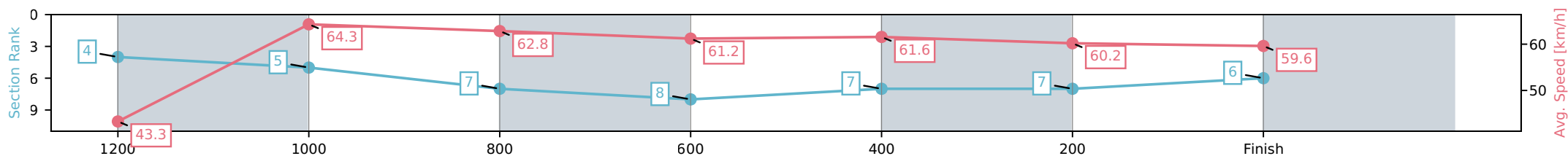
Horse/Jockey Name	Bestov/Ben Kennedy
Finish Rank	6
Fastest Section Time (Section)	0:11.21 (1200-1000)
Top Speed [km/h] (Section)	65.3 (1200-1000)
Race State	Finished



Mackay QLD --Professional-2026-06-23
 Race 2: Ladbrokes Hosted Pots QTIS Three-Years-Old Handicap - 1300m
 23 June 2026 - 1:27PM
 Track Rating: Soft 5, Weather: Overcast, Rail Position: +3m Entire Circuit



Section	L1300	L1200	L1000	L800	L600	L400	L200
Section Times	1:18.97 (0:08.88)	1:10.10 [4] (0:11.21)	0:58.88 [5] (0:11.48)	0:47.41 [7] (0:11.74)	0:35.66 [8] (0:11.58)	0:24.08 [7] (0:11.96)	0:12.12 [7] (0:12.12)
Average Speed [km/h]	43.3	64.3	62.8	61.2	61.6	60.2	59.6
Top Speed [km/h]	60.1	65.3	64.0	63.5	62.9	61.3	61.3
Avg. Dist. to Rail [m]	4.8	0.7	0.4	0.5	1.2	1.3	1.4
Avg. Stride Freq. [Hz]	2.4	2.5	2.4	2.4	2.4	2.4	2.4
Avg. Stride Length [m]	5.8	7.2	7.2	7.2	7.1	7.0	7.1



[] Ranking at each section and finish
 -:-:- No data available at this section
 NA No data available

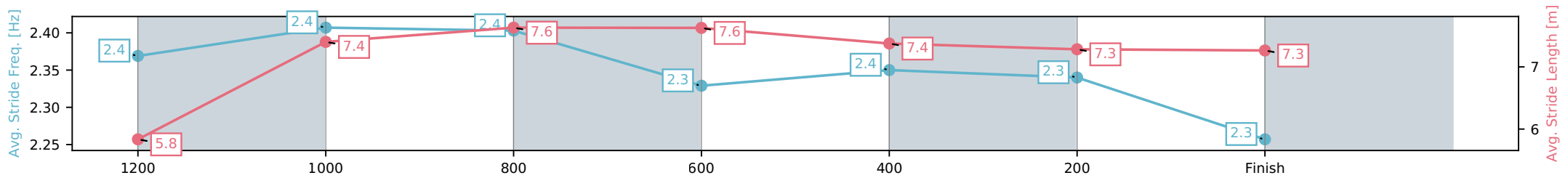
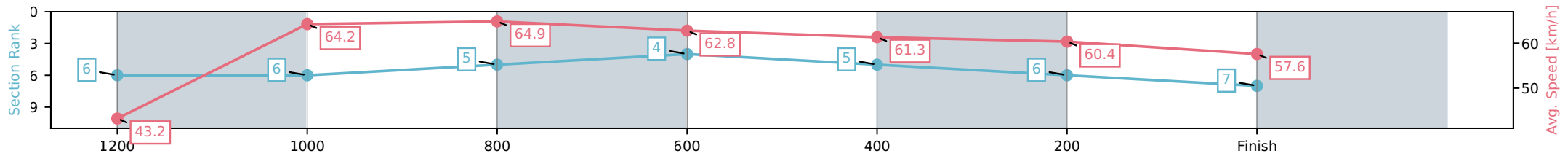
Horse/Jockey Name	Betty Boom/Nathan Thomas
Finish Rank	7
Fastest Section Time (Section)	0:11.16 (1000-800)
Top Speed [km/h] (Section)	66.0 (1000-800)
Race State	Finished



Mackay QLD --Professional-2026-06-23
 Race 2: Ladbrokes Hosted Pots QTIS Three-Years-Old Handicap - 1300m
 23 June 2026 - 1:27PM
 Track Rating: Soft 5, Weather: Overcast, Rail Position: +3m Entire Circuit



Section	L1300	L1200	L1000	L800	L600	L400	L200
Section Times	1:19.06 (0:08.90)	1:10.16 [6] (0:11.25)	0:58.91 [6] (0:11.16)	0:47.76 [5] (0:11.52)	0:36.24 [4] (0:11.82)	0:24.42 [5] (0:11.99)	0:12.43 [6] (0:12.43)
Average Speed [km/h]	43.2	64.2	64.9	62.8	61.3	60.4	57.6
Top Speed [km/h]	59.5	65.7	66.0	64.7	62.7	61.5	59.6
Avg. Dist. to Rail [m]	6.9	2.4	1.5	1.4	0.9	3.3	3.5
Avg. Stride Freq. [Hz]	2.4	2.4	2.4	2.3	2.4	2.3	2.3
Avg. Stride Length [m]	5.8	7.4	7.6	7.6	7.4	7.3	7.3



- [] Ranking at each section and finish
- :-:- No data available at this section
- NA No data available

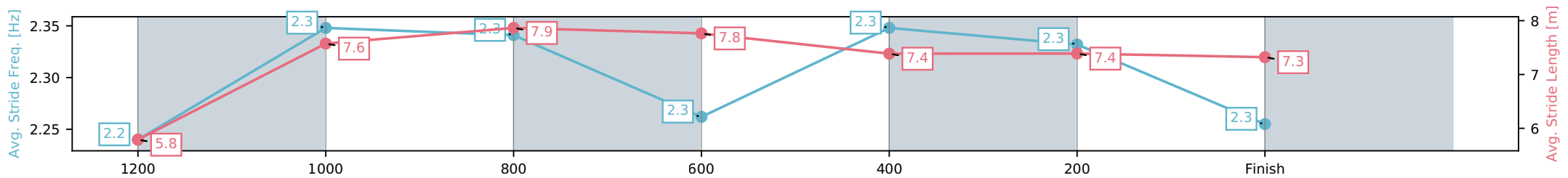
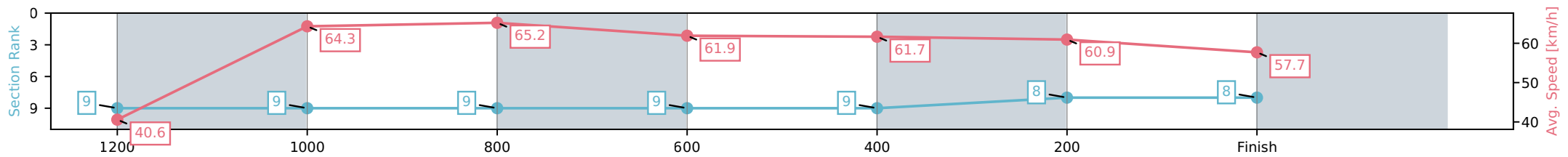
Horse/Jockey Name	Fillydelphia Miss/Chelsea Jokic
Finish Rank	8
Fastest Section Time (Section)	0:11.10 (1000-800)
Top Speed [km/h] (Section)	66.5 (1000-800)
Race State	Finished



Mackay QLD --Professional-2026-06-23
 Race 2: Ladbrokes Hosted Pots QTIS Three-Years-Old Handicap - 1300m
 23 June 2026 - 1:27PM
 Track Rating: Soft 5, Weather: Overcast, Rail Position: +3m Entire Circuit



Section	L1300	L1200	L1000	L800	L600	L400	L200
Section Times	1:19.63 (0:09.49)	1:10.14 [9] (0:11.24)	0:58.89 [9] (0:11.10)	0:47.80 [9] (0:11.66)	0:36.14 [9] (0:11.74)	0:24.39 [9] (0:11.86)	0:12.53 [8] (0:12.53)
Average Speed [km/h]	40.6	64.3	65.2	61.9	61.7	60.9	57.7
Top Speed [km/h]	58.5	66.3	66.5	64.3	63.2	61.9	61.3
Avg. Dist. to Rail [m]	10.1	2.8	1.6	1.4	0.8	3.4	4.5
Avg. Stride Freq. [Hz]	2.2	2.3	2.3	2.3	2.3	2.3	2.3
Avg. Stride Length [m]	5.8	7.6	7.9	7.8	7.4	7.4	7.3



- [] Ranking at each section and finish
- :-:- No data available at this section
- NA No data available

Horse/Jockey Name	Ruby Doreen/Natalea Summers
Finish Rank	9
Fastest Section Time (Section)	0:11.23 (1200-1000)
Top Speed [km/h] (Section)	67.6 (1000-800)
Race State	Finished



Mackay QLD --Professional-2026-06-23

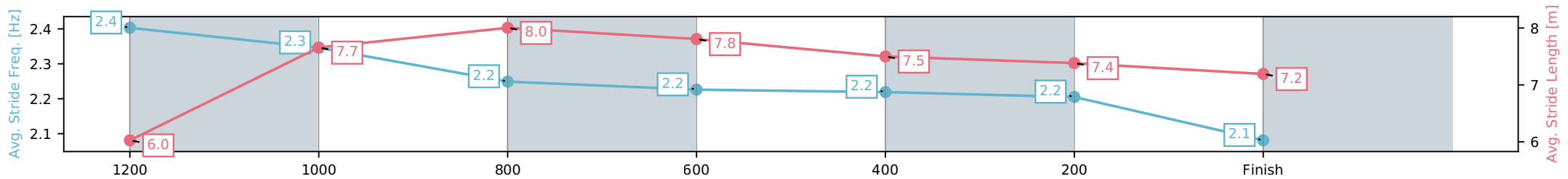
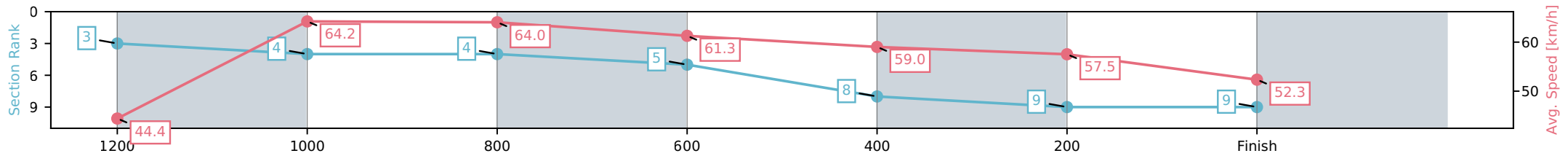
Race 2: Ladbrokes Hosted Pots QTIS Three-Years-Old Handicap - 1300m

23 June 2026 - 1:27PM

Track Rating: Soft 5, Weather: Overcast, Rail Position: +3m Entire Circuit



Section	L1300	L1200	L1000	L800	L600	L400	L200
Section Times	1:21.37 (0:08.67)	1:12.70 [3] (0:11.23)	1:01.46 [4] (0:11.25)	0:50.22 [4] (0:11.73)	0:38.49 [5] (0:12.14)	0:26.34 [8] (0:12.52)	0:13.82 [9] (0:13.82)
Average Speed [km/h]	44.4	64.2	64.0	61.3	59.0	57.5	52.3
Top Speed [km/h]	62.8	66.3	67.6	63.6	59.7	58.4	55.9
Avg. Dist. to Rail [m]	4.0	1.0	0.5	0.3	0.7	0.8	1.0
Avg. Stride Freq. [Hz]	2.4	2.3	2.2	2.2	2.2	2.2	2.1
Avg. Stride Length [m]	6.0	7.7	8.0	7.8	7.5	7.4	7.2



- [] Ranking at each section and finish
- :-:- No data available at this section
- NA No data available



Mackay QLD

Race 3: Ladbrokes Mega Multi BM60 Handicap - 1300m

23 June 2026 - 2:04PM



MACKAY TURF CLUB
Ooralea Racecourse

Track Rating: Soft 5, Weather: Overcast, Rail Position: +3m Entire Circuit

Field Times (Race Tempo)	1:16.04 (0:08.48)	1:07.56 (0:10.69)	0:56.87 (0:10.88)	0:45.99 (0:11.36)	0:34.64 (0:11.36)	0:23.27 (0:11.42)	0:11.85 (0:11.85)
-----------------------------	----------------------	----------------------	----------------------	----------------------	----------------------	----------------------	----------------------

Rank	TAB#	Horse	Overall Time	First 400m	Top Speed km/h (Section)	L1300	L1200	L1000	L800	L600	L400	L200	
						Start - 1200	1200 - 1000	1000 - 800	800 - 600	600 - 400	400 - 200	200 - Finish	
	(BAR#)	Jockey	Margin (DT-W)	Last 600m	Fastest Section (Time)								
1	2	Line 'Em Up Loui	1:16.04	0:24.49	69.0 (1200-1000)	1:16.04	1:07.56 [1]	0:56.87 [1]	0:46.00 [1]	0:34.62 [2]	0:23.27 [1]	0:11.85 [1]	
	(4)	Ryan Wiggins		0:34.62	1200-1000 (0:10.69)	(0:08.48)	(0:10.69)	(0:10.88)	(0:11.38)	(0:11.35)	(0:11.42)	(0:11.85)	
2	4	Humble Hero	1:16.10	0:25.20	68.2 (1200-1000)	1:16.10	1:07.24 [4]	0:56.30 [3]	0:45.43 [3]	0:34.38 [3]	0:23.12 [3]	0:11.75 [2]	
	(5)	Natalea Summers	0.4L (+6)	0:34.38	1000-800 (0:10.88)	(0:08.86)	(0:10.94)	(0:10.88)	(0:11.05)	(0:11.26)	(0:11.37)	(0:11.75)	
3	5	Five Star King	1:17.37	0:24.65	67.8 (1200-1000)	1:17.37	1:08.83 [2]	0:58.09 [2]	0:47.19 [2]	0:35.97 [1]	0:24.59 [2]	0:12.82 [3]	
	(1)	Raul Silvera Olivera	7.8L (-1)	0:35.96	1200-1000 (0:10.75)	(0:08.54)	(0:10.75)	(0:10.90)	(0:11.22)	(0:11.38)	(0:11.76)	(0:12.82)	
4	3	Brasco	1:17.85	0:25.55	67.7 (1000-800)	1:17.85	1:09.03 [3]	0:57.72 [4]	0:46.97 [5]	0:35.97 [5]	0:24.58 [4]	0:12.86 [4]	
	(2)	Aidan Holt	10.7L (+6)	0:35.96	1000-800 (0:10.76)	(0:08.82)	(0:11.30)	(0:10.76)	(0:11.00)	(0:11.38)	(0:11.72)	(0:12.86)	
5	8	Luxor Prince	1:19.44	0:25.53	69.8 (1000-800)	1:19.44	1:10.18 [5]	0:59.16 [5]	0:48.56 [4]	0:37.64 [4]	0:26.00 [5]	0:13.73 [5]	
	(3)	Georgina Cartwright	20.0L (+1)	0:37.64	1000-800 (0:10.60)	(0:09.26)	(0:11.02)	(0:10.60)	(0:10.93)	(0:11.63)	(0:12.28)	(0:13.73)	

Scratched: Determination (#1), Top Honours (#6), Sensationabull (#7)

Report Created: Tue 23 June 2026

(Note: Races are conducted over an approximate distance as close as possible to the advertised distance, and recorded data may vary accordingly. Official times refer to race times only and do not include handicap times.)

[] Position in running at each section and finish
 TAB# Saddle cloth number
 -:-:- No data available at this section
 BAR# Barrier/Gate Position
 NA No data available
 DNF Did not finish
 DNT Did not track
 DT-W Distance travelled compared to winner in metres

Fastest split
 Fastest section

Page 1/6
 data processed by TRIPLESDATA

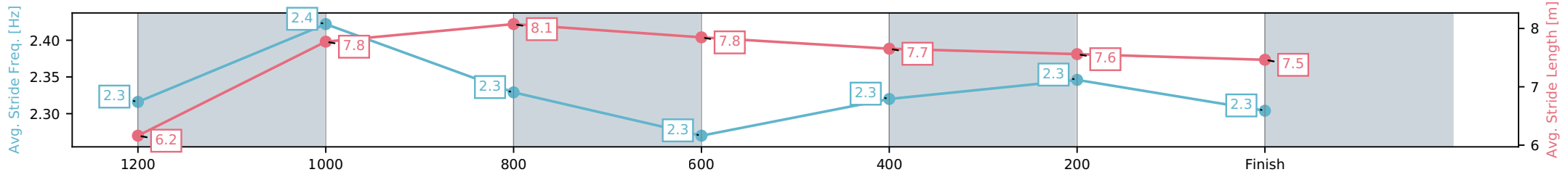
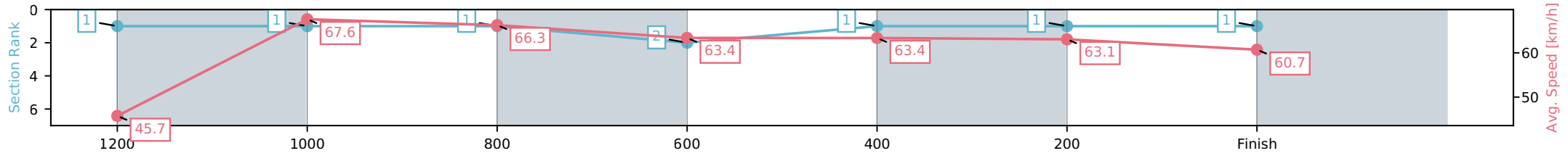
Horse/Jockey Name	Line 'Em Up Loui/Ryan Wiggins
Finish Rank	1
Fastest Section Time (Section)	0:10.69 (1200-1000)
Top Speed [km/h] (Section)	69.0 (1200-1000)
Race State	Finished



Mackay QLD --Professional-2026-06-23
 Race 3: Ladbrokes Mega Multi BM60 Handicap - 1300m
 23 June 2026 - 2:04PM
 Track Rating: Soft 5, Weather: Overcast, Rail Position: +3m Entire Circuit



Section	L1300	L1200	L1000	L800	L600	L400	L200
Section Times	1:16.04 (0:08.48)	1:07.56 [1] (0:10.69)	0:56.87 [1] (0:10.88)	0:46.00 [1] (0:11.38)	0:34.62 [2] (0:11.35)	0:23.27 [1] (0:11.42)	0:11.85 [1] (0:11.85)
Average Speed [km/h]	45.7	67.6	66.3	63.4	63.4	63.1	60.7
Top Speed [km/h]	64.8	69.0	68.8	63.8	64.1	64.0	62.4
Avg. Dist. to Rail [m]	5.7	2.2	0.4	1.0	0.3	1.0	1.3
Avg. Stride Freq. [Hz]	2.3	2.4	2.3	2.3	2.3	2.3	2.3
Avg. Stride Length [m]	6.2	7.8	8.1	7.8	7.7	7.6	7.5



[] Ranking at each section and finish
 -:-:- No data available at this section
 NA No data available

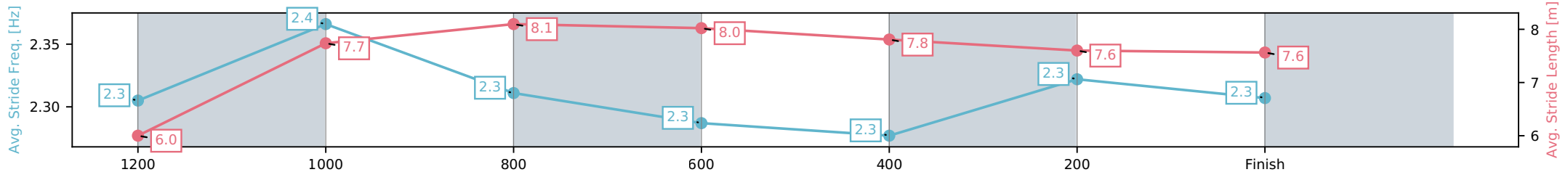
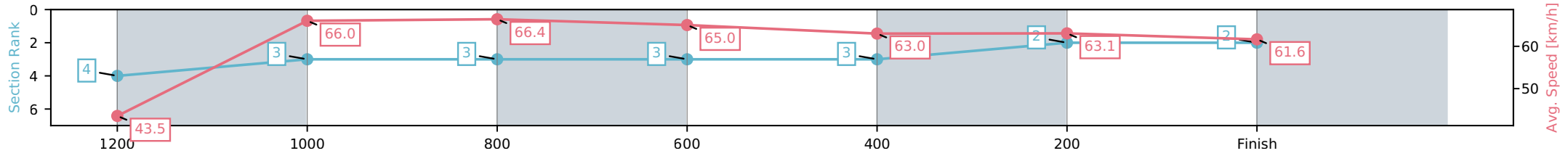
Horse/Jockey Name	Humble Hero/Natalea Summers
Finish Rank	2
Fastest Section Time (Section)	0:10.88 (1000-800)
Top Speed [km/h] (Section)	68.2 (1200-1000)
Race State	Finished



Mackay QLD --Professional-2026-06-23
 Race 3: Ladbrokes Mega Multi BM60 Handicap - 1300m
 23 June 2026 - 2:04PM
 Track Rating: Soft 5, Weather: Overcast, Rail Position: +3m Entire Circuit



Section	L1300	L1200	L1000	L800	L600	L400	L200
Section Times	1:16.10 (0:08.86)	1:07.24 [4] (0:10.94)	0:56.30 [3] (0:10.88)	0:45.43 [3] (0:11.05)	0:34.38 [3] (0:11.26)	0:23.12 [3] (0:11.37)	0:11.75 [2] (0:11.75)
Average Speed [km/h]	43.5	66.0	66.4	65.0	63.0	63.1	61.6
Top Speed [km/h]	61.9	68.2	67.2	66.1	63.5	64.2	63.1
Avg. Dist. to Rail [m]	6.8	2.0	0.7	0.6	2.0	1.5	1.8
Avg. Stride Freq. [Hz]	2.3	2.4	2.3	2.3	2.3	2.3	2.3
Avg. Stride Length [m]	6.0	7.7	8.1	8.0	7.8	7.6	7.6



[] Ranking at each section and finish
 -:-:- No data available at this section
 NA No data available

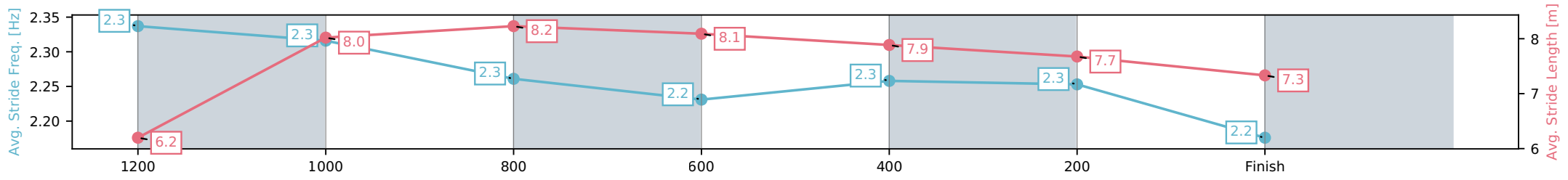
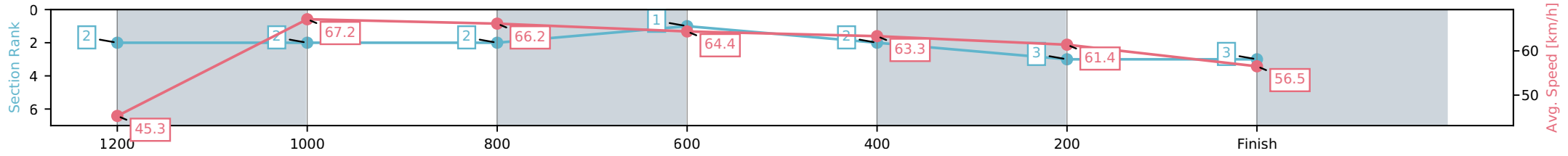
Horse/Jockey Name	Five Star King/Raul Silvera Olivera
Finish Rank	3
Fastest Section Time (Section)	0:10.75 (1200-1000)
Top Speed [km/h] (Section)	67.8 (1200-1000)
Race State	Finished



Mackay QLD --Professional-2026-06-23
 Race 3: Ladbrokes Mega Multi BM60 Handicap - 1300m
 23 June 2026 - 2:04PM
 Track Rating: Soft 5, Weather: Overcast, Rail Position: +3m Entire Circuit



Section	L1300	L1200	L1000	L800	L600	L400	L200
Section Times	1:17.37 (0:08.54)	1:08.83 [2] (0:10.75)	0:58.09 [2] (0:10.90)	0:47.19 [2] (0:11.22)	0:35.97 [1] (0:11.38)	0:24.59 [2] (0:11.76)	0:12.82 [3] (0:12.82)
Average Speed [km/h]	45.3	67.2	66.2	64.4	63.3	61.4	56.5
Top Speed [km/h]	63.9	67.8	67.5	64.9	64.1	62.7	59.0
Avg. Dist. to Rail [m]	4.0	1.4	0.7	0.9	0.4	2.2	2.7
Avg. Stride Freq. [Hz]	2.3	2.3	2.3	2.2	2.3	2.3	2.2
Avg. Stride Length [m]	6.2	8.0	8.2	8.1	7.9	7.7	7.3



[] Ranking at each section and finish
 -:-:- No data available at this section
 NA No data available

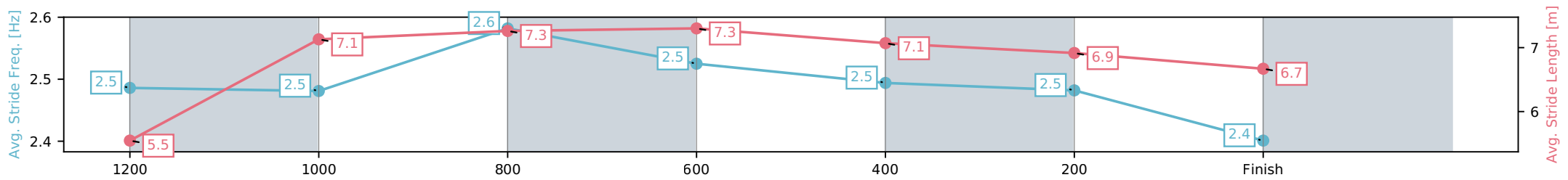
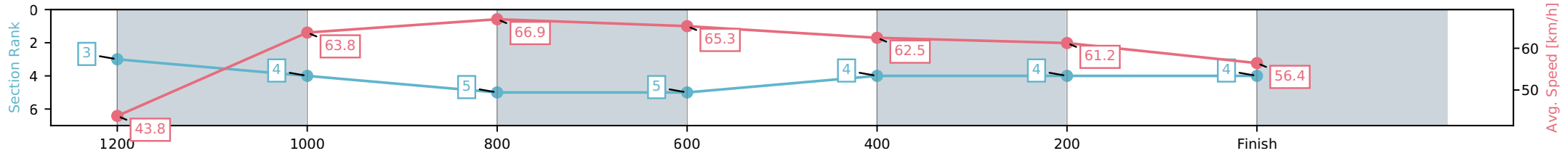
Horse/Jockey Name	Brasco/Aidan Holt
Finish Rank	4
Fastest Section Time (Section)	0:10.76 (1000-800)
Top Speed [km/h] (Section)	67.7 (1000-800)
Race State	Finished



Mackay QLD --Professional-2026-06-23
 Race 3: Ladbrokes Mega Multi BM60 Handicap - 1300m
 23 June 2026 - 2:04PM
 Track Rating: Soft 5, Weather: Overcast, Rail Position: +3m Entire Circuit



Section	L1300	L1200	L1000	L800	L600	L400	L200
Section Times	1:17.85 (0:08.82)	1:09.03 [3] (0:11.30)	0:57.72 [4] (0:10.76)	0:46.97 [5] (0:11.00)	0:35.97 [5] (0:11.38)	0:24.58 [4] (0:11.72)	0:12.86 [4] (0:12.86)
Average Speed [km/h]	43.8	63.8	66.9	65.3	62.5	61.2	56.4
Top Speed [km/h]	60.0	65.6	67.7	66.8	64.4	62.5	60.1
Avg. Dist. to Rail [m]	4.5	1.0	0.3	0.5	1.5	1.1	3.9
Avg. Stride Freq. [Hz]	2.5	2.5	2.6	2.5	2.5	2.5	2.4
Avg. Stride Length [m]	5.5	7.1	7.3	7.3	7.1	6.9	6.7



[] Ranking at each section and finish
 -:-:- No data available at this section
 NA No data available

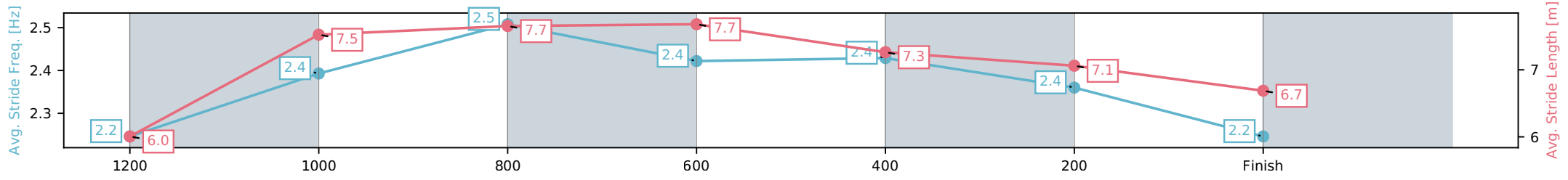
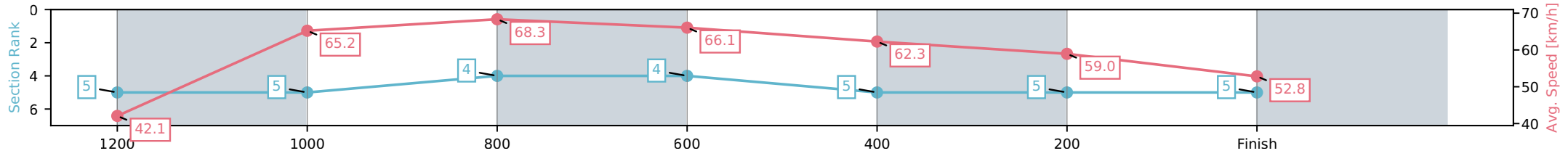
Horse/Jockey Name	Luxor Prince/Georgina Cartwright
Finish Rank	5
Fastest Section Time (Section)	0:10.60 (1000-800)
Top Speed [km/h] (Section)	69.8 (1000-800)
Race State	Finished



Mackay QLD --Professional-2026-06-23
 Race 3: Ladbrokes Mega Multi BM60 Handicap - 1300m
 23 June 2026 - 2:04PM
 Track Rating: Soft 5, Weather: Overcast, Rail Position: +3m Entire Circuit



Section	L1300	L1200	L1000	L800	L600	L400	L200
Section Times	1:19.44 (0:09.26)	1:10.18 [5] (0:11.02)	0:59.16 [5] (0:10.60)	0:48.56 [4] (0:10.93)	0:37.64 [4] (0:11.63)	0:26.00 [5] (0:12.28)	0:13.73 [5] (0:13.73)
Average Speed [km/h]	42.1	65.2	68.3	66.1	62.3	59.0	52.8
Top Speed [km/h]	64.7	67.0	69.8	67.2	64.0	61.3	57.0
Avg. Dist. to Rail [m]	4.9	1.6	1.8	1.4	1.0	3.0	4.7
Avg. Stride Freq. [Hz]	2.2	2.4	2.5	2.4	2.4	2.4	2.2
Avg. Stride Length [m]	6.0	7.5	7.7	7.7	7.3	7.1	6.7



[] Ranking at each section and finish
 -:-:- No data available at this section
 NA No data available



Mackay QLD

Race 4: Ladbrokes Popular SRM QTIS Maiden Plate - 1560m

23 June 2026 - 2:42PM



MACKAY TURF CLUB
Ooralea Racecourse

Track Rating: Soft 5, Weather: Overcast, Rail Position: +3m Entire Circuit

Field Times (Race Tempo) 1:34.95 (0:12.19) 1:22.76 (0:11.21) 1:11.55 (0:11.02) 1:00.53 (0:11.65) 0:48.88 (0:11.94) 0:36.94 (0:12.26) 0:24.68 (0:12.09) 0:12.60 (0:12.60)

Rank	TAB#	Horse	Overall Time	First 400m	Top Speed km/h (Section)	L1560	L1400	L1200	L1000	L800	L600	L400	L200
	(BAR#)	Jockey	Margin (DT-W)	Last 600m	Fastest Section (Time)	Start - 1400	1400 - 1200	1200 - 1000	1000 - 800	800 - 600	600 - 400	400 - 200	200 - Finish
1	6	General Gordon	1:34.95	0:26.40	65.7 (1400-1200)	1:34.95	1:22.03 [8]	1:10.79 [7]	0:59.46 [7]	0:48.10 [6]	0:36.35 [4]	0:24.44 [3]	0:12.50 [2]
	(6)	Aidan Holt		0:36.34	1400-1200 (0:11.24)	(0:12.92)	(0:11.24)	(0:11.33)	(0:11.36)	(0:11.76)	(0:11.90)	(0:11.94)	(0:12.50)
2	5	Frosty's Gotcha	1:35.16	0:26.05	65.1 (1200-1000)	1:35.16	1:22.68 [5]	1:11.38 [5]	1:00.10 [5]	0:48.59 [4]	0:36.75 [3]	0:24.85 [2]	0:12.80 [1]
	(1)	Georgina Cartwright	1.2L (-1)	0:36.74	1200-1000 (0:11.28)	(0:12.48)	(0:11.29)	(0:11.28)	(0:11.51)	(0:11.85)	(0:11.90)	(0:12.04)	(0:12.80)
3	7	Check One Two	1:35.45	0:26.30	64.6 (1400-1200)	1:35.45	1:22.82 [6]	1:11.42 [6]	1:00.03 [6]	0:48.54 [7]	0:36.59 [7]	0:24.58 [5]	0:12.56 [4]
	(2)	Ryan Wiggins	3.0L (+0)	0:36.59	1200-1000 (0:11.39)	(0:12.62)	(0:11.41)	(0:11.39)	(0:11.49)	(0:11.95)	(0:12.01)	(0:12.02)	(0:12.56)
4	1	Alvin	1:35.93	0:25.71	66.9 (1200-1000)	1:35.93	1:23.49 [4]	1:12.42 [3]	1:01.51 [1]	0:49.86 [1]	0:37.92 [1]	0:25.66 [1]	0:13.27 [3]
	(7)	Chelsea Jokic	5.8L (+1)	0:37.93	1200-1000 (0:10.91)	(0:12.44)	(0:11.07)	(0:10.91)	(0:11.65)	(0:11.94)	(0:12.26)	(0:12.40)	(0:13.27)
5	8	Silvertail	1:36.03	0:26.72	66.8 (1400-1200)	1:36.03	1:22.82 [9]	1:11.50 [9]	1:00.27 [9]	0:48.71 [9]	0:36.80 [9]	0:24.56 [7]	0:12.45 [6]
	(5)	Natalea Summers	6.4L (+0)	0:36.80	1200-1000 (0:11.23)	(0:13.21)	(0:11.32)	(0:11.23)	(0:11.56)	(0:11.91)	(0:12.24)	(0:12.11)	(0:12.45)
6	3	Cash Pit	1:36.34	0:25.93	65.2 (1400-1200)	1:36.34	1:24.06 [2]	1:12.67 [4]	1:01.30 [4]	0:49.74 [5]	0:37.54 [6]	0:25.00 [6]	0:12.64 [8]
	(8)	Tom Orr	8.2L (+3)	0:37.54	1200-1000 (0:11.37)	(0:12.28)	(0:11.39)	(0:11.37)	(0:11.55)	(0:12.20)	(0:12.54)	(0:12.36)	(0:12.64)
7	9	Willow Capri	1:36.35	0:26.42	64.9 (1200-1000)	1:36.35	1:23.43 [7]	1:12.19 [8]	1:00.84 [8]	0:49.26 [8]	0:37.31 [8]	0:24.80 [8]	0:12.71 [7]
	(4)	Chris McIver	8.2L (+4)	0:37.30	1400-1200 (0:11.24)	(0:12.92)	(0:11.24)	(0:11.35)	(0:11.57)	(0:11.96)	(0:12.51)	(0:12.08)	(0:12.71)
8	4	John's Road	1:37.08	0:25.67	65.5 (1400-1200)	1:37.08	1:24.79 [3]	1:13.66 [2]	1:02.35 [2]	0:50.81 [2]	0:38.77 [2]	0:26.34 [4]	0:13.63 [5]
	(3)	Nathan Thomas	12.6L (-2)	0:38.76	1400-1200 (0:11.14)	(0:12.29)	(0:11.14)	(0:11.31)	(0:11.54)	(0:12.04)	(0:12.43)	(0:12.70)	(0:13.63)
9	10	Frosty Queen	1:42.12	0:25.67	66.3 (1400-1200)	1:42.12	1:29.93 [1]	1:18.72 [1]	1:07.35 [3]	0:55.78 [3]	0:43.48 [5]	0:30.30 [9]	0:16.14 [9]
	(9)	Adam Sewell	42.2L (+0)	0:43.48	1400-1200 (0:11.21)	(0:12.19)	(0:11.21)	(0:11.37)	(0:11.56)	(0:12.31)	(0:13.18)	(0:14.16)	(0:16.14)

Scratched: Ballandella Street (#2)

Report Created: Tue 23 June 2026

(Note: Races are conducted over an approximate distance as close as possible to the advertised distance, and recorded data may vary accordingly. Official times refer to race times only and do not include handicap times.)

[] Position in running at each section and finish TAB# Saddle cloth number
 -:-:- No data available at this section BAR# Barrier/Gate Position
 NA No data available DNF Did not finish
 DNT Did not track DT-W Distance travelled compared to winner in metres

Fastest split
 Fastest section

data processed by TRIPLESDATA

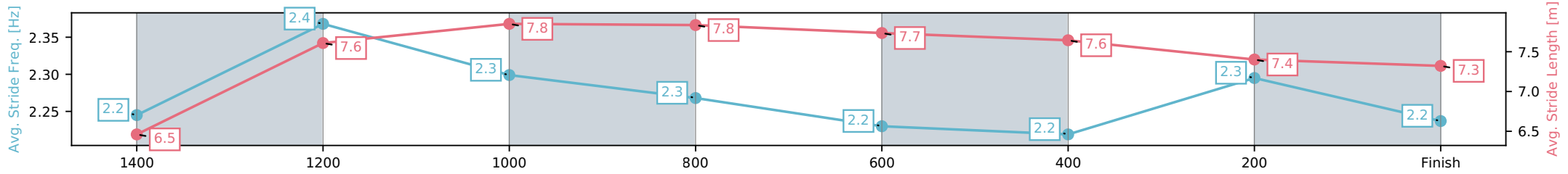
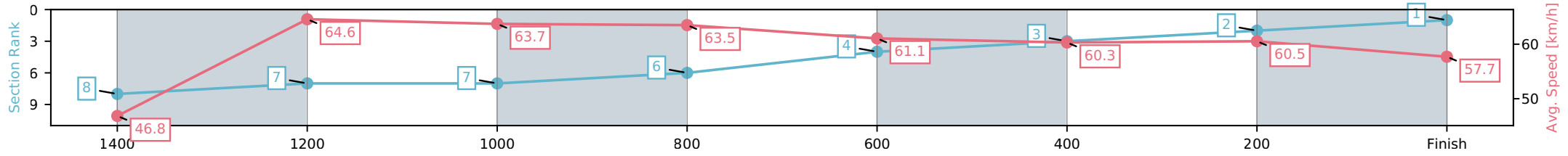
Horse/Jockey Name	General Gordon/Aidan Holt
Finish Rank	1
Fastest Section Time (Section)	0:11.24 (1400-1200)
Top Speed [km/h] (Section)	65.7 (1400-1200)
Race State	Finished



Mackay QLD --Professional-2026-06-23
 Race 4: Ladbrokes Popular SRM QTIS Maiden Plate - 1560m
 23 June 2026 - 2:42PM
 Track Rating: Soft 5, Weather: Overcast, Rail Position: +3m Entire Circuit



Section	L1560	L1400	L1200	L1000	L800	L600	L400	L200
Section Times	1:34.95 (0:12.92)	1:22.03 [8] (0:11.24)	1:10.79 [7] (0:11.33)	0:59.46 [7] (0:11.36)	0:48.10 [6] (0:11.76)	0:36.35 [4] (0:11.90)	0:24.44 [3] (0:11.94)	0:12.50 [2] (0:12.50)
Average Speed [km/h]	46.8	64.6	63.7	63.5	61.1	60.3	60.5	57.7
Top Speed [km/h]	62.4	65.7	65.4	64.6	63.3	60.9	61.2	61.0
Avg. Dist. to Rail [m]	2.8	1.7	1.3	0.6	0.4	0.8	2.6	2.8
Avg. Stride Freq. [Hz]	2.2	2.4	2.3	2.3	2.2	2.2	2.3	2.2
Avg. Stride Length [m]	6.5	7.6	7.8	7.8	7.7	7.6	7.4	7.3



[] Ranking at each section and finish
 -:-:- No data available at this section
 NA No data available

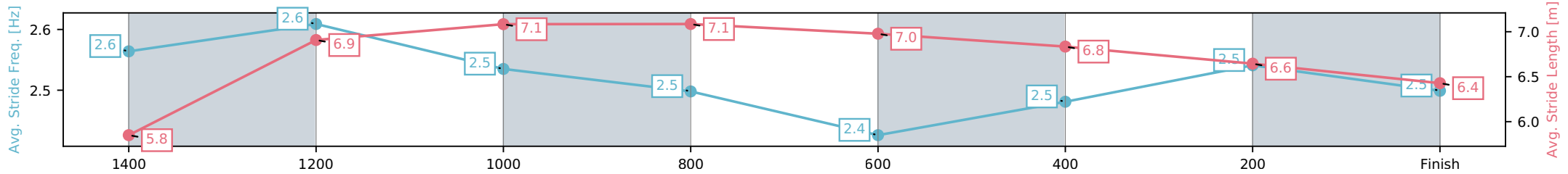
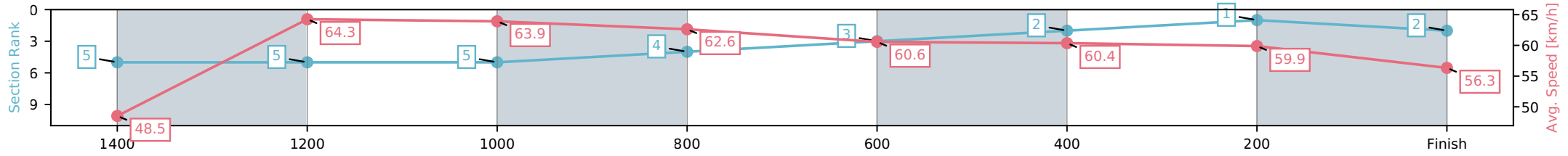
Horse/Jockey Name	Frosty's Gotcha/Georgina Cartwright
Finish Rank	2
Fastest Section Time (Section)	0:11.28 (1200-1000)
Top Speed [km/h] (Section)	65.1 (1200-1000)
Race State	Finished



Mackay QLD --Professional-2026-06-23
 Race 4: Ladbrokes Popular SRM QTIS Maiden Plate - 1560m
 23 June 2026 - 2:42PM
 Track Rating: Soft 5, Weather: Overcast, Rail Position: +3m Entire Circuit



Section	L1560	L1400	L1200	L1000	L800	L600	L400	L200
Section Times	1:35.16 (0:12.48)	1:22.68 [5] (0:11.29)	1:11.38 [5] (0:11.28)	1:00.10 [5] (0:11.51)	0:48.59 [4] (0:11.85)	0:36.75 [3] (0:11.90)	0:24.85 [2] (0:12.04)	0:12.80 [1] (0:12.80)
Average Speed [km/h]	48.5	64.3	63.9	62.6	60.6	60.4	59.9	56.3
Top Speed [km/h]	63.4	65.0	65.1	63.4	61.4	60.9	60.7	58.8
Avg. Dist. to Rail [m]	1.0	1.5	0.6	0.2	0.5	0.8	1.4	1.5
Avg. Stride Freq. [Hz]	2.6	2.6	2.5	2.5	2.4	2.5	2.5	2.5
Avg. Stride Length [m]	5.8	6.9	7.1	7.1	7.0	6.8	6.6	6.4



[] Ranking at each section and finish
 -:-:- No data available at this section
 NA No data available

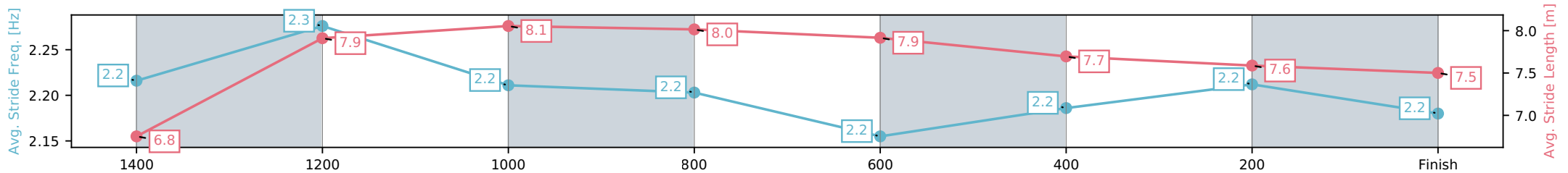
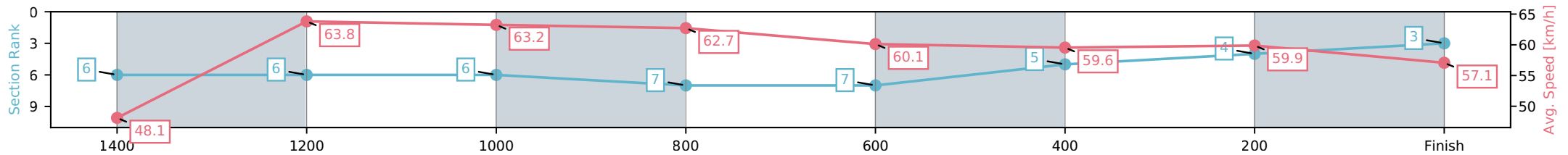
Horse/Jockey Name	Check One Two/Ryan Wiggins
Finish Rank	3
Fastest Section Time (Section)	0:11.39 (1200-1000)
Top Speed [km/h] (Section)	64.6 (1400-1200)
Race State	Finished



Mackay QLD --Professional-2026-06-23
 Race 4: Ladbrokes Popular SRM QTIS Maiden Plate - 1560m
 23 June 2026 - 2:42PM
 Track Rating: Soft 5, Weather: Overcast, Rail Position: +3m Entire Circuit



Section	L1560	L1400	L1200	L1000	L800	L600	L400	L200
Section Times	1:35.45 (0:12.62)	1:22.82 [6] (0:11.41)	1:11.42 [6] (0:11.39)	1:00.03 [6] (0:11.49)	0:48.54 [7] (0:11.95)	0:36.59 [7] (0:12.01)	0:24.58 [5] (0:12.02)	0:12.56 [4] (0:12.56)
Average Speed [km/h]	48.1	63.8	63.2	62.7	60.1	59.6	59.9	57.1
Top Speed [km/h]	64.5	64.6	64.3	63.3	62.8	60.5	61.1	60.2
Avg. Dist. to Rail [m]	1.2	1.9	0.5	0.2	0.4	0.8	1.2	2.7
Avg. Stride Freq. [Hz]	2.2	2.3	2.2	2.2	2.2	2.2	2.2	2.2
Avg. Stride Length [m]	6.8	7.9	8.1	8.0	7.9	7.7	7.6	7.5



- [] Ranking at each section and finish
- :-:- No data available at this section
- NA No data available

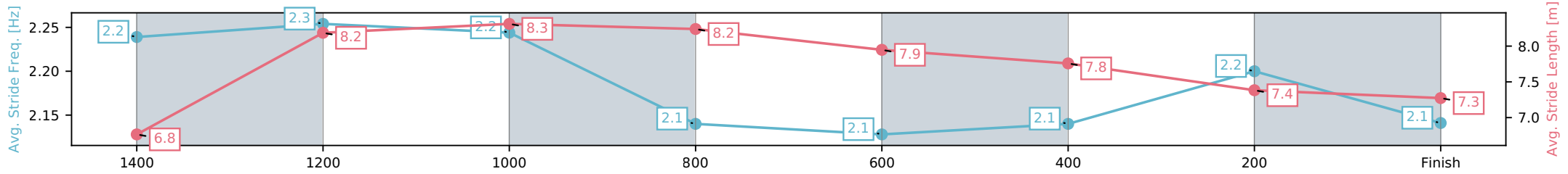
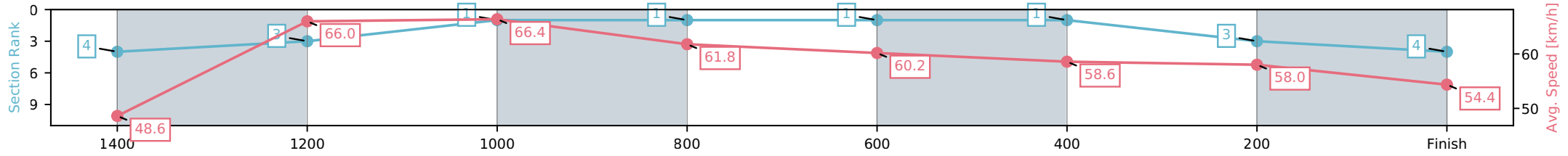
Horse/Jockey Name	Alvin/Chelsea Jokic
Finish Rank	4
Fastest Section Time (Section)	0:10.91 (1200-1000)
Top Speed [km/h] (Section)	66.9 (1200-1000)
Race State	Finished



Mackay QLD --Professional-2026-06-23
 Race 4: Ladbrokes Popular SRM QTIS Maiden Plate - 1560m
 23 June 2026 - 2:42PM
 Track Rating: Soft 5, Weather: Overcast, Rail Position: +3m Entire Circuit



Section	L1560	L1400	L1200	L1000	L800	L600	L400	L200
Section Times	1:35.93 (0:12.44)	1:23.49 [4] (0:11.07)	1:12.42 [3] (0:10.91)	1:01.51 [1] (0:11.65)	0:49.86 [1] (0:11.94)	0:37.92 [1] (0:12.26)	0:25.66 [1] (0:12.40)	0:13.27 [3] (0:13.27)
Average Speed [km/h]	48.6	66.0	66.4	61.8	60.2	58.6	58.0	54.4
Top Speed [km/h]	65.0	66.8	66.9	64.8	60.7	59.5	58.5	57.7
Avg. Dist. to Rail [m]	3.6	2.9	2.3	0.4	0.3	0.6	0.6	0.6
Avg. Stride Freq. [Hz]	2.2	2.3	2.2	2.1	2.1	2.1	2.2	2.1
Avg. Stride Length [m]	6.8	8.2	8.3	8.2	7.9	7.8	7.4	7.3



[] Ranking at each section and finish
 -:-:- No data available at this section
 NA No data available

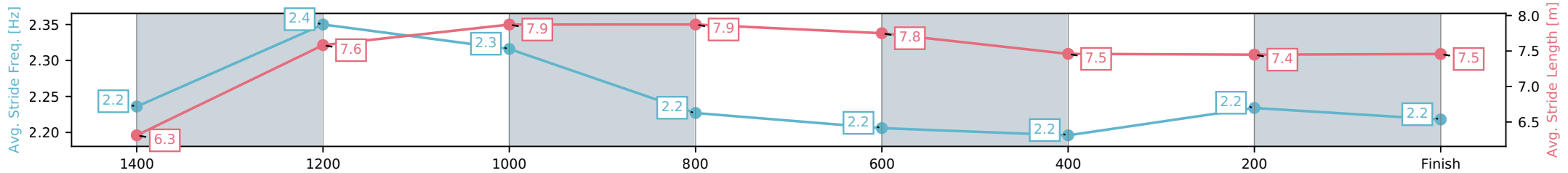
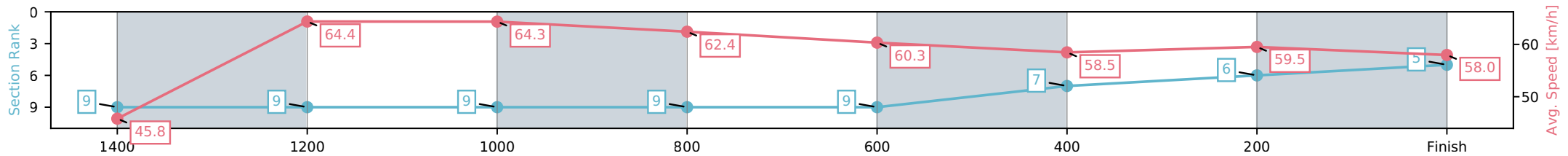
Horse/Jockey Name	Silvertail/Natalea Summers
Finish Rank	5
Fastest Section Time (Section)	0:11.23 (1200-1000)
Top Speed [km/h] (Section)	66.8 (1400-1200)
Race State	Finished



Mackay QLD --Professional-2026-06-23
 Race 4: Ladbrokes Popular SRM QTIS Maiden Plate - 1560m
 23 June 2026 - 2:42PM
 Track Rating: Soft 5, Weather: Overcast, Rail Position: +3m Entire Circuit



Section	L1560	L1400	L1200	L1000	L800	L600	L400	L200
Section Times	1:36.03 (0:13.21)	1:22.82 [9] (0:11.32)	1:11.50 [9] (0:11.23)	1:00.27 [9] (0:11.56)	0:48.71 [9] (0:11.91)	0:36.80 [9] (0:12.24)	0:24.56 [7] (0:12.11)	0:12.45 [6] (0:12.45)
Average Speed [km/h]	45.8	64.4	64.3	62.4	60.3	58.5	59.5	58.0
Top Speed [km/h]	63.7	66.8	66.8	62.9	62.8	59.4	60.4	59.9
Avg. Dist. to Rail [m]	1.8	2.1	1.1	0.5	0.4	0.6	0.6	0.8
Avg. Stride Freq. [Hz]	2.2	2.4	2.3	2.2	2.2	2.2	2.2	2.2
Avg. Stride Length [m]	6.3	7.6	7.9	7.9	7.8	7.5	7.4	7.5



- [] Ranking at each section and finish
- :-:- No data available at this section
- NA No data available

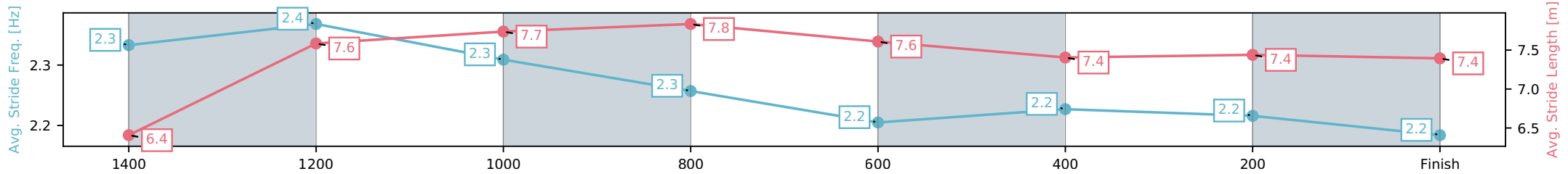
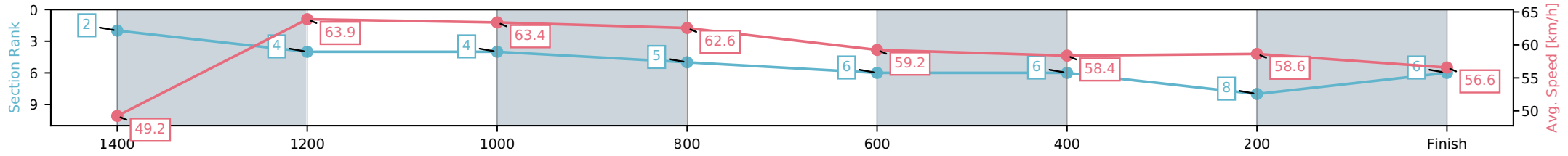
Horse/Jockey Name	Cash Pit/Tom Orr
Finish Rank	6
Fastest Section Time (Section)	0:11.37 (1200-1000)
Top Speed [km/h] (Section)	65.2 (1400-1200)
Race State	Finished



Mackay QLD --Professional-2026-06-23
 Race 4: Ladbrokes Popular SRM QTIS Maiden Plate - 1560m
 23 June 2026 - 2:42PM
 Track Rating: Soft 5, Weather: Overcast, Rail Position: +3m Entire Circuit



Section	L1560	L1400	L1200	L1000	L800	L600	L400	L200
Section Times	1:36.34 (0:12.28)	1:24.06 [2] (0:11.39)	1:12.67 [4] (0:11.37)	1:01.30 [4] (0:11.55)	0:49.74 [5] (0:12.20)	0:37.54 [6] (0:12.54)	0:25.00 [6] (0:12.36)	0:12.64 [8] (0:12.64)
Average Speed [km/h]	49.2	63.9	63.4	62.6	59.2	58.4	58.6	56.6
Top Speed [km/h]	63.9	65.2	64.0	63.3	60.7	59.2	59.7	58.9
Avg. Dist. to Rail [m]	4.4	2.0	1.1	1.2	1.3	2.1	3.8	4.2
Avg. Stride Freq. [Hz]	2.3	2.4	2.3	2.3	2.2	2.2	2.2	2.2
Avg. Stride Length [m]	6.4	7.6	7.7	7.8	7.6	7.4	7.4	7.4



[] Ranking at each section and finish
 -:-:- No data available at this section
 NA No data available

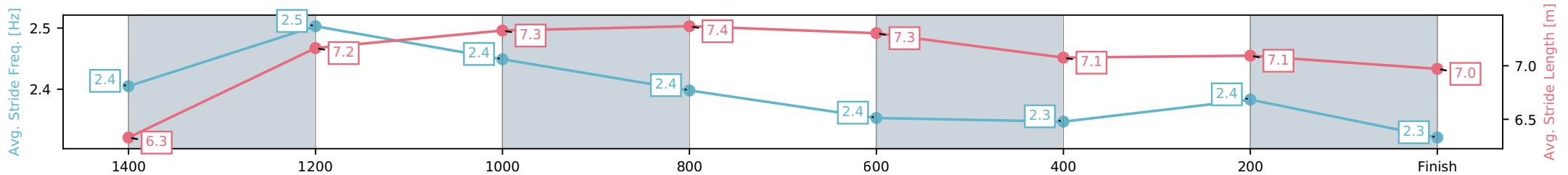
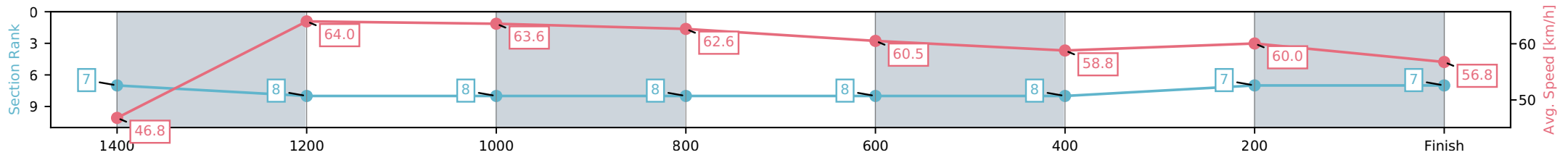
Horse/Jockey Name	Willow Capri/Chris Mclver
Finish Rank	7
Fastest Section Time (Section)	0:11.24 (1400-1200)
Top Speed [km/h] (Section)	64.9 (1200-1000)
Race State	Finished



Mackay QLD --Professional-2026-06-23
 Race 4: Ladbrokes Popular SRM QTIS Maiden Plate - 1560m
 23 June 2026 - 2:42PM
 Track Rating: Soft 5, Weather: Overcast, Rail Position: +3m Entire Circuit



Section	L1560	L1400	L1200	L1000	L800	L600	L400	L200
Section Times	1:36.35 (0:12.92)	1:23.43 [7] (0:11.24)	1:12.19 [8] (0:11.35)	1:00.84 [8] (0:11.57)	0:49.26 [8] (0:11.96)	0:37.31 [8] (0:12.51)	0:24.80 [8] (0:12.08)	0:12.71 [7] (0:12.71)
Average Speed [km/h]	46.8	64.0	63.6	62.6	60.5	58.8	60.0	56.8
Top Speed [km/h]	62.2	64.7	64.9	63.1	62.5	59.7	61.2	59.7
Avg. Dist. to Rail [m]	1.3	0.4	1.2	1.8	1.7	2.9	4.5	5.5
Avg. Stride Freq. [Hz]	2.4	2.5	2.4	2.4	2.4	2.3	2.4	2.3
Avg. Stride Length [m]	6.3	7.2	7.3	7.4	7.3	7.1	7.1	7.0



- [] Ranking at each section and finish
- :-:- No data available at this section
- NA No data available

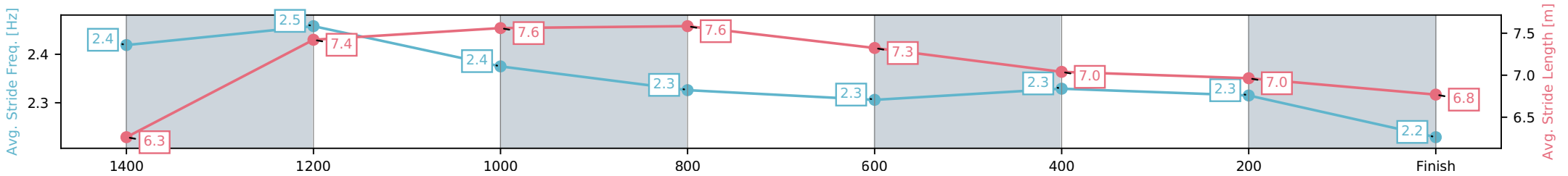
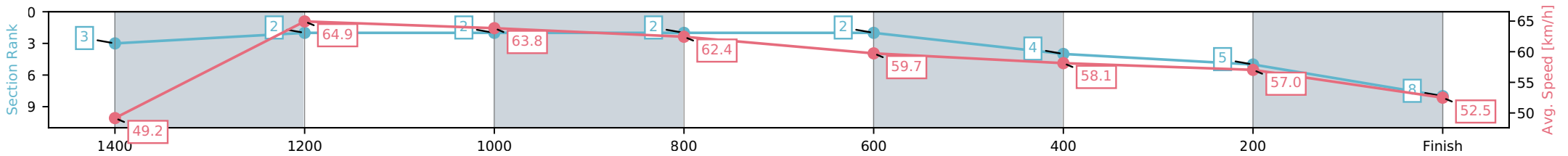
Horse/Jockey Name	John's Road/Nathan Thomas
Finish Rank	8
Fastest Section Time (Section)	0:11.14 (1400-1200)
Top Speed [km/h] (Section)	65.5 (1400-1200)
Race State	Finished



Mackay QLD --Professional-2026-06-23
 Race 4: Ladbrokes Popular SRM QTIS Maiden Plate - 1560m
 23 June 2026 - 2:42PM
 Track Rating: Soft 5, Weather: Overcast, Rail Position: +3m Entire Circuit



Section	L1560	L1400	L1200	L1000	L800	L600	L400	L200
Section Times	1:37.08 (0:12.29)	1:24.79 [3] (0:11.14)	1:13.66 [2] (0:11.31)	1:02.35 [2] (0:11.54)	0:50.81 [2] (0:12.04)	0:38.77 [2] (0:12.43)	0:26.34 [4] (0:12.70)	0:13.63 [5] (0:13.63)
Average Speed [km/h]	49.2	64.9	63.8	62.4	59.7	58.1	57.0	52.5
Top Speed [km/h]	64.7	65.5	64.7	63.7	60.9	59.1	57.9	55.2
Avg. Dist. to Rail [m]	2.3	1.0	0.9	0.5	0.4	0.7	2.6	2.6
Avg. Stride Freq. [Hz]	2.4	2.5	2.4	2.3	2.3	2.3	2.3	2.2
Avg. Stride Length [m]	6.3	7.4	7.6	7.6	7.3	7.0	7.0	6.8



[] Ranking at each section and finish
 -:-:- No data available at this section
 NA No data available

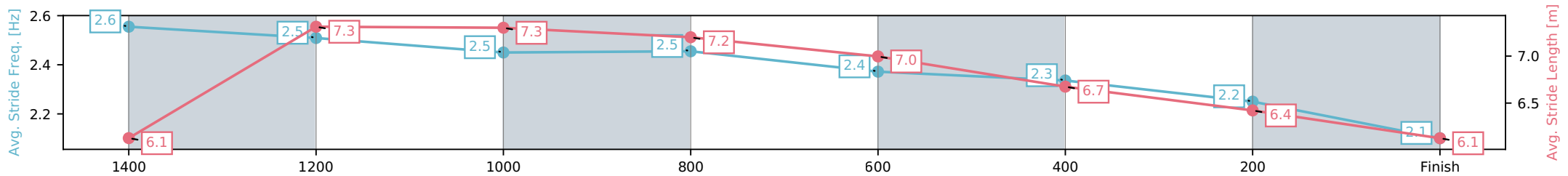
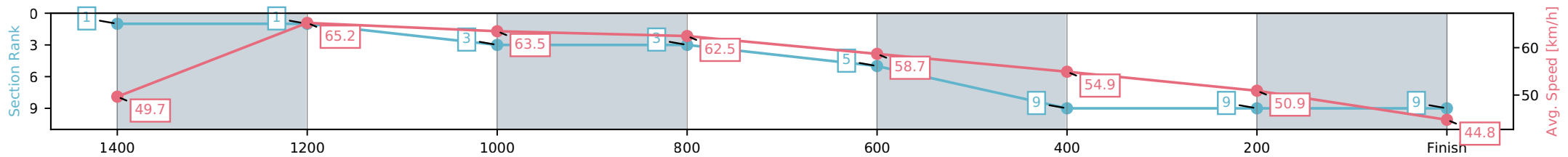
Horse/Jockey Name	Frosty Queen/Adam Sewell
Finish Rank	9
Fastest Section Time (Section)	0:11.21 (1400-1200)
Top Speed [km/h] (Section)	66.3 (1400-1200)
Race State	Finished



Mackay QLD --Professional-2026-06-23
 Race 4: Ladbrokes Popular SRM QTIS Maiden Plate - 1560m
 23 June 2026 - 2:42PM
 Track Rating: Soft 5, Weather: Overcast, Rail Position: +3m Entire Circuit



Section	L1560	L1400	L1200	L1000	L800	L600	L400	L200
Section Times	1:42.12 (0:12.19)	1:29.93 [1] (0:11.21)	1:18.72 [1] (0:11.37)	1:07.35 [3] (0:11.56)	0:55.78 [3] (0:12.31)	0:43.48 [5] (0:13.18)	0:30.30 [9] (0:14.16)	0:16.14 [9] (0:16.14)
Average Speed [km/h]	49.7	65.2	63.5	62.5	58.7	54.9	50.9	44.8
Top Speed [km/h]	66.0	66.3	64.5	63.5	60.5	56.8	53.4	48.4
Avg. Dist. to Rail [m]	6.3	2.9	0.8	1.1	1.1	0.6	2.7	2.7
Avg. Stride Freq. [Hz]	2.6	2.5	2.5	2.5	2.4	2.3	2.2	2.1
Avg. Stride Length [m]	6.1	7.3	7.3	7.2	7.0	6.7	6.4	6.1



[] Ranking at each section and finish
 -:-:- No data available at this section
 NA No data available



Mackay QLD

Race 5: Ladbrokes Odds Surge BM70 Handicap - 1200m

23 June 2026 - 3:17PM



MACKAY TURF CLUB
Ooralea Racecourse

Track Rating: Soft 5, Weather: Overcast, Rail Position: +3m Entire Circuit

Field Times (Race Tempo)	1:10.16 (0:14.16)	0:56.00 (0:10.81)	0:45.20 (0:10.96)	0:34.24 (0:11.30)	0:22.94 (0:11.45)	0:11.48 (0:11.48)
-----------------------------	----------------------	----------------------	----------------------	----------------------	----------------------	----------------------

Rank	TAB#	Horse	Overall Time	First 400m	Top Speed km/h (Section)	L1200	L1000	L800	L600	L400	L200		
						Start - 1000	1000 - 800	800 - 600	600 - 400	400 - 200	200 - Finish		
	(BAR#)	Jockey	Margin (DT-W)	Last 600m	Fastest Section (Time)								
1	5	Determination	1:10.16	0:25.59	67.3 (800-600)	1:10.16	0:55.61 [4]	0:44.57 [4]	0:33.67 [4]	0:22.57 [4]	0:11.45 [2]		
	(2)	Aidan Holt		0:33.67	800-600 (0:10.90)	(0:14.55)	(0:11.04)	(0:10.90)	(0:11.10)	(0:11.12)	(0:11.45)		
2	6	Spirit Of Mac	1:10.72	0:25.88	67.3 (800-600)	1:10.72	0:55.82 [5]	0:44.84 [6]	0:34.03 [5]	0:23.02 [5]	0:11.82 [5]		
	(3)	Chelsea Jokic	3.3L (+2)	0:34.04	800-600 (0:10.80)	(0:14.90)	(0:10.98)	(0:10.80)	(0:11.01)	(0:11.21)	(0:11.82)		
3	3	Flying Shamus	1:10.81	0:25.49	66.6 (800-600)	1:10.81	0:56.31 [3]	0:45.32 [3]	0:34.39 [3]	0:23.29 [3]	0:12.04 [3]		
	(5)	Ryan Wiggins	3.8L (-1)	0:34.38	800-600 (0:10.93)	(0:14.50)	(0:10.99)	(0:10.93)	(0:11.10)	(0:11.24)	(0:12.04)		
4	9	Zaya	1:10.90	0:24.97	67.9 (1000-800)	1:10.90	0:56.74 [1]	0:45.94 [1]	0:34.98 [1]	0:23.68 [1]	0:12.22 [1]		
	(4)	Georgina Cartwright	4.3L (+1)	0:34.97	1000-800 (0:10.81)	(0:14.16)	(0:10.81)	(0:10.96)	(0:11.30)	(0:11.45)	(0:12.22)		
5	4	Universal Harmony	1:11.01	0:25.13	66.8 (1000-800)	1:11.01	0:56.81 [2]	0:45.88 [2]	0:34.89 [2]	0:23.68 [2]	0:12.23 [4]		
	(6)	Chris McIver	5.0L (+0)	0:34.90	1000-800 (0:10.93)	(0:14.20)	(0:10.93)	(0:10.98)	(0:11.21)	(0:11.46)	(0:12.23)		
6	2	Dealing's Done	1:11.07	0:25.86	66.8 (800-600)	1:11.07	0:56.15 [6]	0:45.20 [5]	0:34.30 [6]	0:23.30 [6]	0:12.01 [6]		
	(1)	Mitch Goring	5.3L (+4)	0:34.30	800-600 (0:10.90)	(0:14.92)	(0:10.94)	(0:10.90)	(0:11.00)	(0:11.29)	(0:12.01)		

Scratched: Outback Action (#1), Imagine That (#7), Line 'Em Up Loui (#8)

Report Created: Tue 23 June 2026

(Note: Races are conducted over an approximate distance as close as possible to the advertised distance, and recorded data may vary accordingly. Official times refer to race times only and do not include handicap times.)

[] Position in running at each section and finish
 TAB# Saddle cloth number
 -:-:- No data available at this section
 BAR# Barrier/Gate Position
 NA No data available
 DNF Did not finish
 DNT Did not track
 DT-W Distance travelled compared to winner in metres

Fastest split
 Fastest section

data processed by TRIPLESDATA

Horse/Jockey Name	Determination/Aidan Holt
Finish Rank	1
Fastest Section Time (Section)	0:10.90 (800-600)
Top Speed [km/h] (Section)	67.3 (800-600)
Race State	Finished



Mackay QLD --Professional-2026-06-23

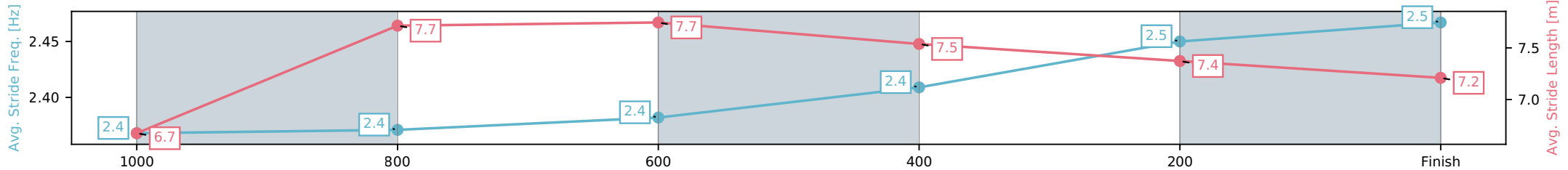
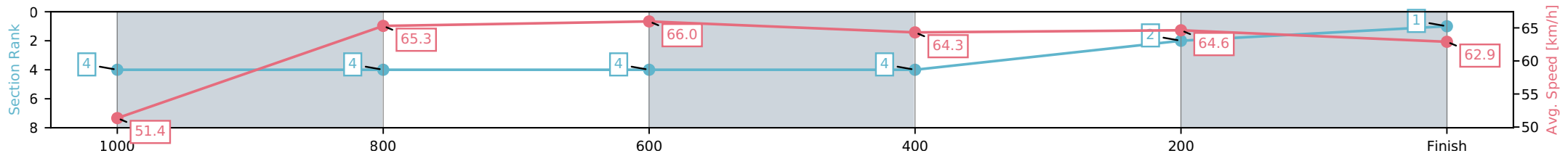
Race 5: Ladbrokes Odds Surge BM70 Handicap - 1200m

23 June 2026 - 3:17PM

Track Rating: Soft 5, Weather: Overcast, Rail Position: +3m Entire Circuit



Section	L1200	L1000	L800	L600	L400	L200
Section Times	1:10.16 (0:14.55)	0:55.61 [4] (0:11.04)	0:44.57 [4] (0:10.90)	0:33.67 [4] (0:11.10)	0:22.57 [4] (0:11.12)	0:11.45 [2] (0:11.45)
Average Speed [km/h]	51.4	65.3	66.0	64.3	64.6	62.9
Top Speed [km/h]	64.7	66.2	67.3	66.2	65.4	64.7
Avg. Dist. to Rail [m]	2.0	0.4	0.5	1.0	0.9	2.1
Avg. Stride Freq. [Hz]	2.4	2.4	2.4	2.4	2.5	2.5
Avg. Stride Length [m]	6.7	7.7	7.7	7.5	7.4	7.2



[] Ranking at each section and finish
 -:-:- No data available at this section
 NA No data available

Horse/Jockey Name	Spirit Of Mac/Chelsea Jokic
Finish Rank	2
Fastest Section Time (Section)	0:10.80 (800-600)
Top Speed [km/h] (Section)	67.3 (800-600)
Race State	Finished



Mackay QLD --Professional-2026-06-23

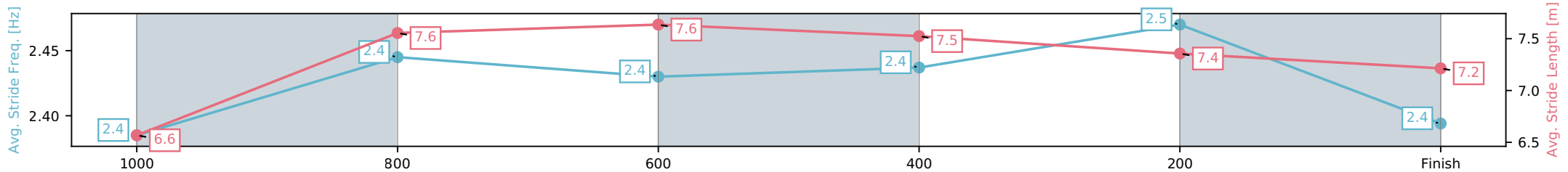
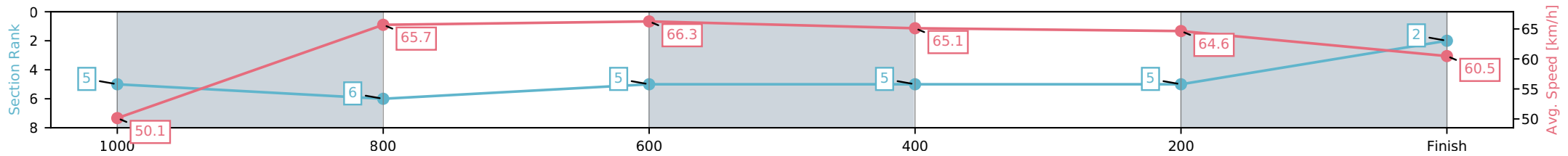
Race 5: Ladbrokes Odds Surge BM70 Handicap - 1200m

23 June 2026 - 3:17PM

Track Rating: Soft 5, Weather: Overcast, Rail Position: +3m Entire Circuit



Section	L1200	L1000	L800	L600	L400	L200
Section Times	1:10.72 (0:14.90)	0:55.82 [5] (0:10.98)	0:44.84 [6] (0:10.80)	0:34.03 [5] (0:11.01)	0:23.02 [5] (0:11.21)	0:11.82 [5] (0:11.82)
Average Speed [km/h]	50.1	65.7	66.3	65.1	64.6	60.5
Top Speed [km/h]	65.9	66.8	67.3	66.6	65.4	64.3
Avg. Dist. to Rail [m]	2.2	0.4	1.0	0.9	4.2	4.9
Avg. Stride Freq. [Hz]	2.4	2.4	2.4	2.4	2.5	2.4
Avg. Stride Length [m]	6.6	7.6	7.6	7.5	7.4	7.2



- [] Ranking at each section and finish
- :-:- No data available at this section
- NA No data available

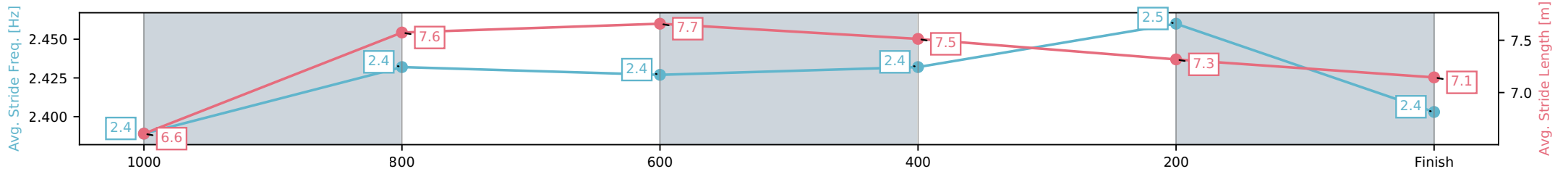
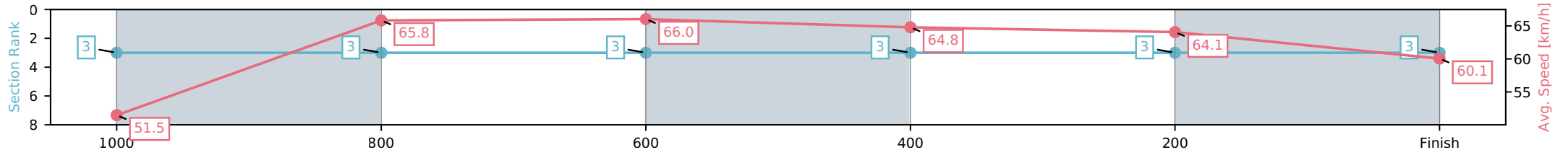
Horse/Jockey Name	Flying Shamus/Ryan Wiggins
Finish Rank	3
Fastest Section Time (Section)	0:10.93 (800-600)
Top Speed [km/h] (Section)	66.6 (800-600)
Race State	Finished



Mackay QLD --Professional-2026-06-23
 Race 5: Ladbrokes Odds Surge BM70 Handicap - 1200m
 23 June 2026 - 3:17PM
 Track Rating: Soft 5, Weather: Overcast, Rail Position: +3m Entire Circuit



Section	L1200	L1000	L800	L600	L400	L200
Section Times	1:10.81 (0:14.50)	0:56.31 [3] (0:10.99)	0:45.32 [3] (0:10.93)	0:34.39 [3] (0:11.10)	0:23.29 [3] (0:11.24)	0:12.04 [3] (0:12.04)
Average Speed [km/h]	51.5	65.8	66.0	64.8	64.1	60.1
Top Speed [km/h]	64.7	66.5	66.6	66.0	64.6	63.8
Avg. Dist. to Rail [m]	3.8	1.6	1.1	0.4	2.3	3.4
Avg. Stride Freq. [Hz]	2.4	2.4	2.4	2.4	2.5	2.4
Avg. Stride Length [m]	6.6	7.6	7.7	7.5	7.3	7.1



[] Ranking at each section and finish
 -:-:- No data available at this section
 NA No data available

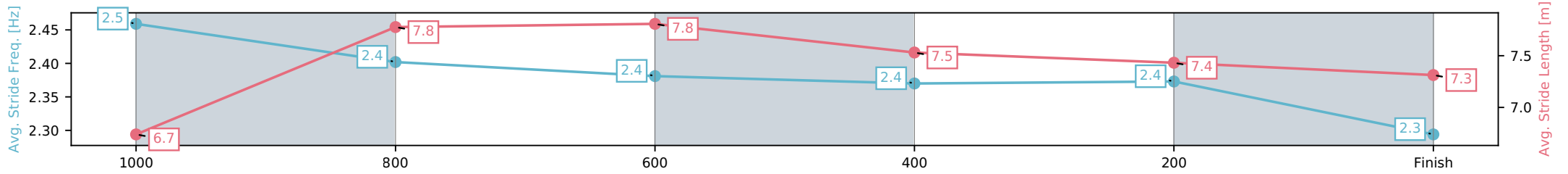
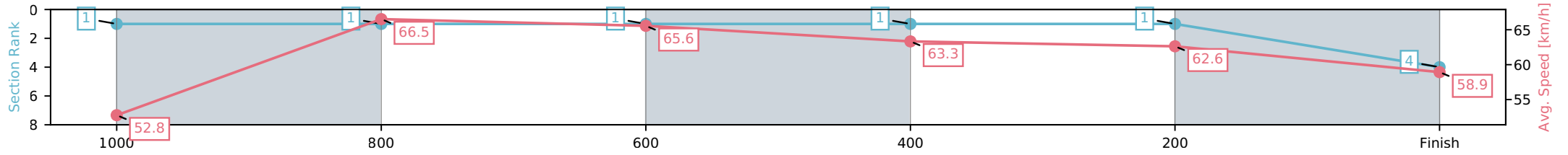
Horse/Jockey Name	Zaya/Georgina Cartwright
Finish Rank	4
Fastest Section Time (Section)	0:10.81 (1000-800)
Top Speed [km/h] (Section)	67.9 (1000-800)
Race State	Finished



Mackay QLD --Professional-2026-06-23
 Race 5: Ladbrokes Odds Surge BM70 Handicap - 1200m
 23 June 2026 - 3:17PM
 Track Rating: Soft 5, Weather: Overcast, Rail Position: +3m Entire Circuit



Section	L1200	L1000	L800	L600	L400	L200
Section Times	1:10.90 (0:14.16)	0:56.74 [1] (0:10.81)	0:45.94 [1] (0:10.96)	0:34.98 [1] (0:11.30)	0:23.68 [1] (0:11.45)	0:12.22 [1] (0:12.22)
Average Speed [km/h]	52.8	66.5	65.6	63.3	62.6	58.9
Top Speed [km/h]	67.5	67.9	67.3	65.3	63.8	61.2
Avg. Dist. to Rail [m]	2.2	0.5	0.5	0.9	0.7	0.4
Avg. Stride Freq. [Hz]	2.5	2.4	2.4	2.4	2.4	2.3
Avg. Stride Length [m]	6.7	7.8	7.8	7.5	7.4	7.3



[] Ranking at each section and finish
 -:-:- No data available at this section
 NA No data available

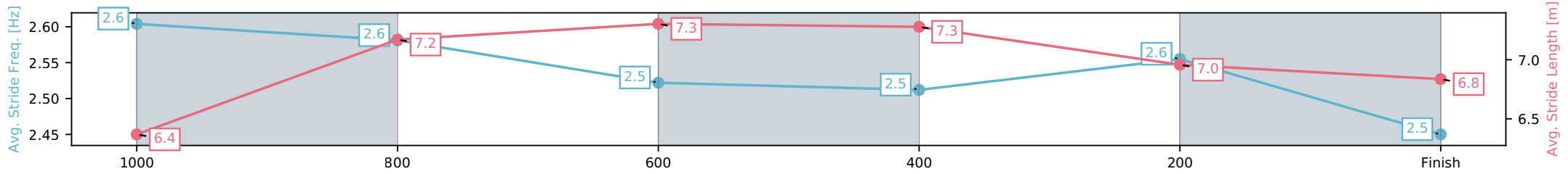
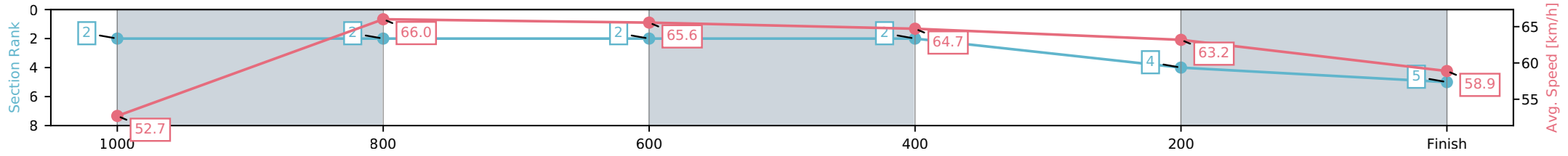
Horse/Jockey Name	Universal Harmony/Chris McIver
Finish Rank	5
Fastest Section Time (Section)	0:10.93 (1000-800)
Top Speed [km/h] (Section)	66.8 (1000-800)
Race State	Finished



Mackay QLD --Professional-2026-06-23
 Race 5: Ladbrokes Odds Surge BM70 Handicap - 1200m
 23 June 2026 - 3:17PM
 Track Rating: Soft 5, Weather: Overcast, Rail Position: +3m Entire Circuit



Section	L1200	L1000	L800	L600	L400	L200
Section Times	1:11.01 (0:14.20)	0:56.81 [2] (0:10.93)	0:45.88 [2] (0:10.98)	0:34.89 [2] (0:11.21)	0:23.68 [2] (0:11.46)	0:12.23 [4] (0:12.23)
Average Speed [km/h]	52.7	66.0	65.6	64.7	63.2	58.9
Top Speed [km/h]	66.7	66.8	66.1	66.6	65.2	61.9
Avg. Dist. to Rail [m]	4.4	1.0	0.4	1.0	3.4	3.5
Avg. Stride Freq. [Hz]	2.6	2.6	2.5	2.5	2.6	2.5
Avg. Stride Length [m]	6.4	7.2	7.3	7.3	7.0	6.8



[] Ranking at each section and finish
 -.-.- No data available at this section
 NA No data available

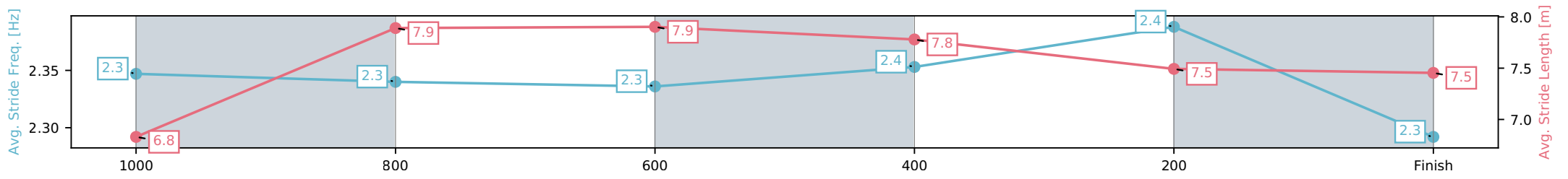
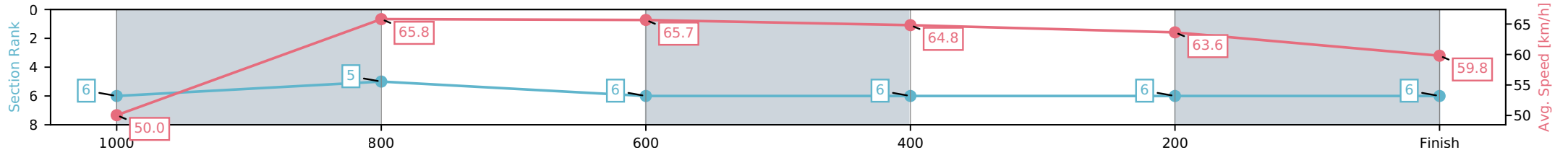
Horse/Jockey Name	Dealing's Done/Mitch Goring
Finish Rank	6
Fastest Section Time (Section)	0:10.90 (800-600)
Top Speed [km/h] (Section)	66.8 (800-600)
Race State	Finished



Mackay QLD --Professional-2026-06-23
 Race 5: Ladbrokes Odds Surge BM70 Handicap - 1200m
 23 June 2026 - 3:17PM
 Track Rating: Soft 5, Weather: Overcast, Rail Position: +3m Entire Circuit



Section	L1200	L1000	L800	L600	L400	L200
Section Times	1:11.07 (0:14.92)	0:56.15 [6] (0:10.94)	0:45.20 [5] (0:10.90)	0:34.30 [6] (0:11.00)	0:23.30 [6] (0:11.29)	0:12.01 [6] (0:12.01)
Average Speed [km/h]	50.0	65.8	65.7	64.8	63.6	59.8
Top Speed [km/h]	65.4	66.6	66.8	66.3	64.3	63.2
Avg. Dist. to Rail [m]	1.4	0.3	1.2	1.2	0.5	0.7
Avg. Stride Freq. [Hz]	2.3	2.3	2.3	2.4	2.4	2.3
Avg. Stride Length [m]	6.8	7.9	7.9	7.8	7.5	7.5



[] Ranking at each section and finish
 -:-:- No data available at this section
 NA No data available



Mackay QLD

Race 6: Racing Again Thurs 2nd July BM55 Handicap - 1100m

23 June 2026 - 3:57PM



MACKAY TURF CLUB

Ooralea Racecourse

Track Rating: Soft 5, Weather: Overcast, Rail Position: +3m Entire Circuit

Field Times (Race Tempo) 1:04.68 0:55.83 0:44.96 0:34.35 0:23.42 0:11.98
 (0:08.85) (0:10.87) (0:10.61) (0:10.93) (0:11.44) (0:11.98)

Rank	TAB#	Horse	Overall Time	First 400m	Top Speed km/h (Section)	L1100	L1000	L800	L600	L400	L200		
	(BAR#)	Jockey	Margin (DT-W)	Last 600m	Fastest Section (Time)	Start - 1000	1000 - 800	800 - 600	600 - 400	400 - 200	200 - Finish		
1	2	Cryoseisms	1:04.68	0:24.95	68.9 (800-600)	1:04.68	0:55.81 [2]	0:44.96 [1]	0:34.35 [1]	0:23.42 [1]	0:11.98 [1]		
	(1)	Raul Silvera Olivera		0:34.35	800-600 (0:10.61)	(0:08.87)	(0:10.85)	(0:10.61)	(0:10.93)	(0:11.44)	(0:11.98)		
2	7	Ravenite	1:04.76	0:25.65	68.8 (1000-800)	1:04.76	0:55.48 [5]	0:44.44 [5]	0:33.76 [5]	0:22.95 [5]	0:11.68 [5]		
	(5)	Georgina Cartwright	0.5L (+0)	0:33.77	800-600 (0:10.68)	(0:09.28)	(0:11.04)	(0:10.68)	(0:10.81)	(0:11.28)	(0:11.68)		
3	9	Making History	1:04.79	0:25.29	69.1 (1000-800)	1:04.79	0:55.70 [4]	0:44.80 [3]	0:34.16 [3]	0:23.23 [3]	0:11.82 [3]		
	(4)	Chris McIver	0.6L (+2)	0:34.16	800-600 (0:10.64)	(0:09.09)	(0:10.90)	(0:10.64)	(0:10.93)	(0:11.41)	(0:11.82)		
4	4	She's Speedy	1:04.97	0:25.36	69.0 (800-600)	1:04.97	0:56.12 [1]	0:44.92 [4]	0:34.30 [4]	0:23.26 [4]	0:12.07 [2]		
	(2)	Ryan Wiggins	1.7L (-1)	0:34.29	800-600 (0:10.62)	(0:08.85)	(0:11.20)	(0:10.62)	(0:11.03)	(0:11.19)	(0:12.07)		
5	5	Rebelious Red	1:06.53	0:25.12	68.6 (800-600)	1:06.53	0:57.63 [3]	0:46.70 [2]	0:36.07 [2]	0:25.12 [2]	0:13.48 [4]		
	(3)	Nathan Thomas	10.8L (+2)	0:36.07	800-600 (0:10.64)	(0:08.90)	(0:10.93)	(0:10.64)	(0:10.95)	(0:11.64)	(0:13.48)		

Scratched: Morning Sun (#1), Galbalan (#3), Sensationabull (#6), Gerry's Pick (#8)

Report Created: Tue 23 June 2026

(Note: Races are conducted over an approximate distance as close as possible to the advertised distance, and recorded data may vary accordingly. Official times refer to race times only and do not include handicap times.)

[] Position in running at each section and finish TAB# Saddle cloth number
 -:-:- No data available at this section BAR# Barrier/Gate Position
 NA No data available DNF Did not finish
 DNT Did not track DT-W Distance travelled compared to winner in metres

Fastest split
 Fastest section

data processed by TRIPLES DATA

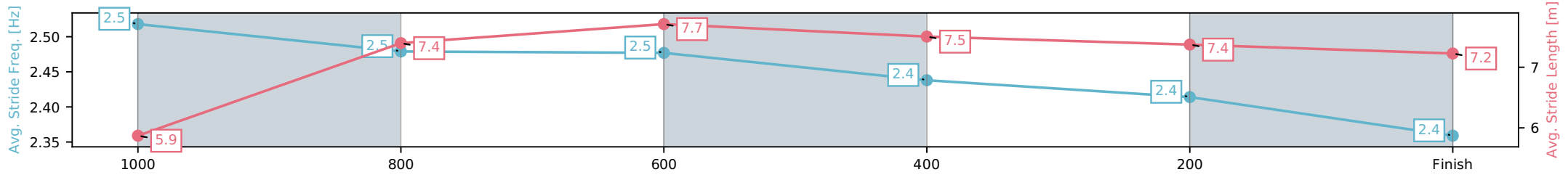
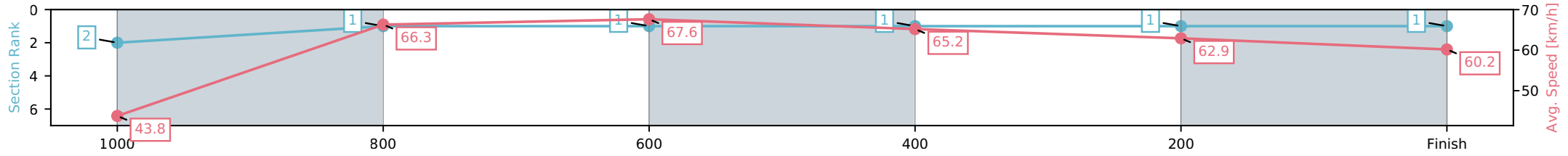
Horse/Jockey Name	Cryoseisms/Raul Silvera Olivera
Finish Rank	1
Fastest Section Time (Section)	0:10.61 (800-600)
Top Speed [km/h] (Section)	68.9 (800-600)
Race State	Finished



Mackay QLD --Professional-2026-06-23
 Race 6: Racing Again Thurs 2nd July BM55 Handicap - 1100m
 23 June 2026 - 3:57PM
 Track Rating: Soft 5, Weather: Overcast, Rail Position: +3m Entire Circuit



Section	L1100	L1000	L800	L600	L400	L200
Section Times	1:04.68 (0:08.87)	0:55.81 [2] (0:10.85)	0:44.96 [1] (0:10.61)	0:34.35 [1] (0:10.93)	0:23.42 [1] (0:11.44)	0:11.98 [1] (0:11.98)
Average Speed [km/h]	43.8	66.3	67.6	65.2	62.9	60.2
Top Speed [km/h]	61.3	68.5	68.9	67.8	65.0	62.8
Avg. Dist. to Rail [m]	1.7	0.2	0.7	1.3	1.1	1.9
Avg. Stride Freq. [Hz]	2.5	2.5	2.5	2.4	2.4	2.4
Avg. Stride Length [m]	5.9	7.4	7.7	7.5	7.4	7.2



[] Ranking at each section and finish
 -.-.- No data available at this section
 NA No data available

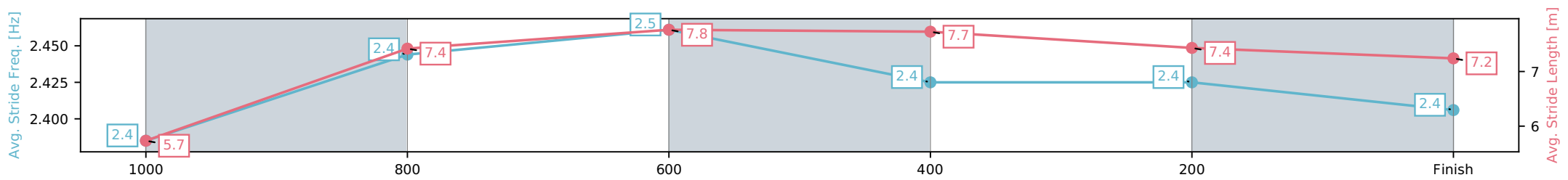
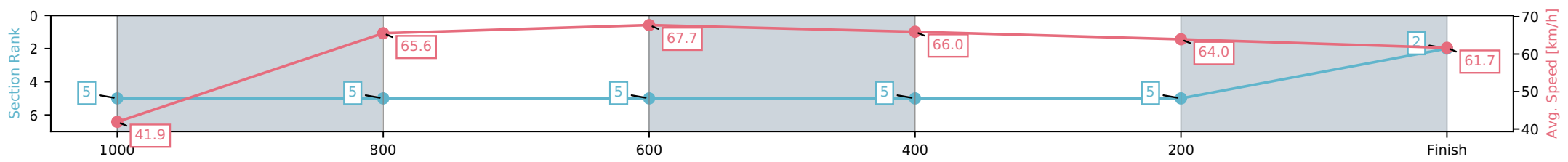
Horse/Jockey Name	Ravenite/Georgina Cartwright
Finish Rank	2
Fastest Section Time (Section)	0:10.68 (800-600)
Top Speed [km/h] (Section)	68.8 (1000-800)
Race State	Finished



Mackay QLD --Professional-2026-06-23
 Race 6: Racing Again Thurs 2nd July BM55 Handicap - 1100m
 23 June 2026 - 3:57PM
 Track Rating: Soft 5, Weather: Overcast, Rail Position: +3m Entire Circuit



Section	L1100	L1000	L800	L600	L400	L200
Section Times	1:04.76 (0:09.28)	0:55.48 [5] (0:11.04)	0:44.44 [5] (0:10.68)	0:33.76 [5] (0:10.81)	0:22.95 [5] (0:11.28)	0:11.68 [5] (0:11.68)
Average Speed [km/h]	41.9	65.6	67.7	66.0	64.0	61.7
Top Speed [km/h]	61.3	68.8	68.6	68.8	65.2	63.6
Avg. Dist. to Rail [m]	5.7	1.7	1.4	1.1	2.2	2.7
Avg. Stride Freq. [Hz]	2.4	2.4	2.5	2.4	2.4	2.4
Avg. Stride Length [m]	5.7	7.4	7.8	7.7	7.4	7.2



[] Ranking at each section and finish
 -:-:- No data available at this section
 NA No data available

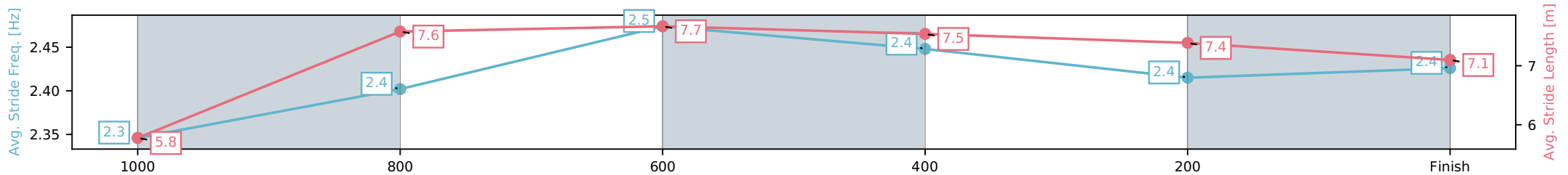
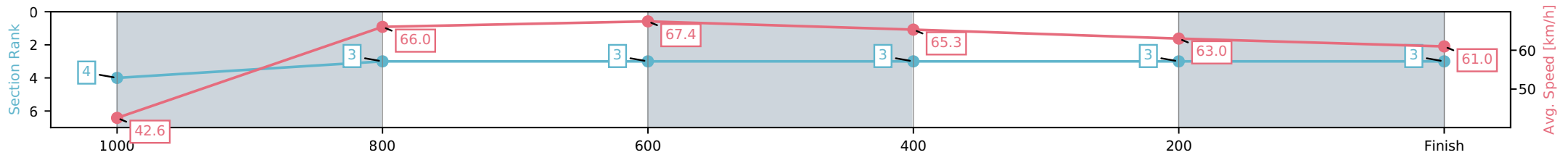
Horse/Jockey Name	Making History/Chris McIver
Finish Rank	3
Fastest Section Time (Section)	0:10.64 (800-600)
Top Speed [km/h] (Section)	69.1 (1000-800)
Race State	Finished



Mackay QLD --Professional-2026-06-23
 Race 6: Racing Again Thurs 2nd July BM55 Handicap - 1100m
 23 June 2026 - 3:57PM
 Track Rating: Soft 5, Weather: Overcast, Rail Position: +3m Entire Circuit



Section	L1100	L1000	L800	L600	L400	L200
Section Times	1:04.79 (0:09.09)	0:55.70 [4] (0:10.90)	0:44.80 [3] (0:10.64)	0:34.16 [3] (0:10.93)	0:23.23 [3] (0:11.41)	0:11.82 [3] (0:11.82)
Average Speed [km/h]	42.6	66.0	67.4	65.3	63.0	61.0
Top Speed [km/h]	60.5	69.1	68.7	67.7	64.5	62.6
Avg. Dist. to Rail [m]	3.6	0.4	0.6	1.2	0.8	0.9
Avg. Stride Freq. [Hz]	2.3	2.4	2.5	2.4	2.4	2.4
Avg. Stride Length [m]	5.8	7.6	7.7	7.5	7.4	7.1



[] Ranking at each section and finish
 -:-:- No data available at this section
 NA No data available

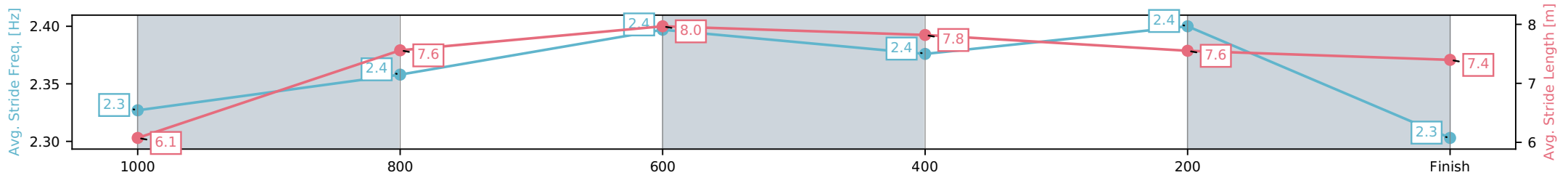
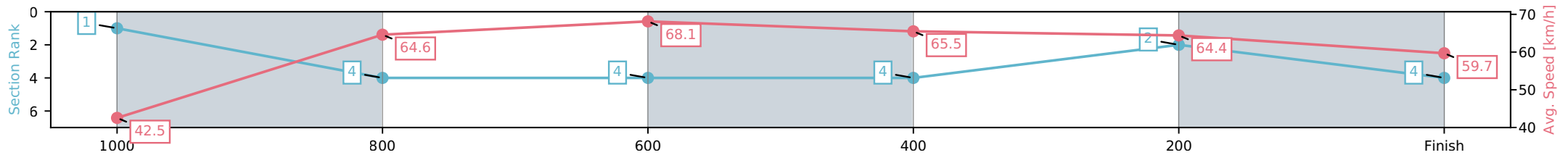
Horse/Jockey Name	She's Speedy/Ryan Wiggins
Finish Rank	4
Fastest Section Time (Section)	0:10.62 (800-600)
Top Speed [km/h] (Section)	69.0 (800-600)
Race State	Finished



Mackay QLD --Professional-2026-06-23
 Race 6: Racing Again Thurs 2nd July BM55 Handicap - 1100m
 23 June 2026 - 3:57PM
 Track Rating: Soft 5, Weather: Overcast, Rail Position: +3m Entire Circuit



Section	L1100	L1000	L800	L600	L400	L200
Section Times	1:04.97 (0:08.85)	0:56.12 [1] (0:11.20)	0:44.92 [4] (0:10.62)	0:34.30 [4] (0:11.03)	0:23.26 [4] (0:11.19)	0:12.07 [2] (0:12.07)
Average Speed [km/h]	42.5	64.6	68.1	65.5	64.4	59.7
Top Speed [km/h]	58.9	68.2	69.0	67.1	65.2	63.3
Avg. Dist. to Rail [m]	3.0	1.5	2.2	0.4	2.4	3.8
Avg. Stride Freq. [Hz]	2.3	2.4	2.4	2.4	2.4	2.3
Avg. Stride Length [m]	6.1	7.6	8.0	7.8	7.6	7.4



[] Ranking at each section and finish
 -:-:- No data available at this section
 NA No data available

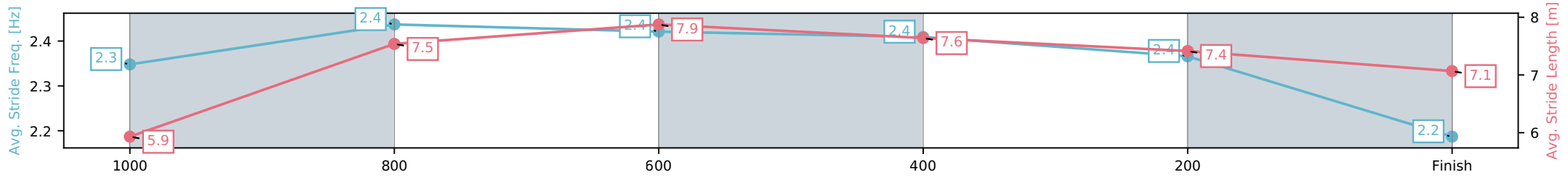
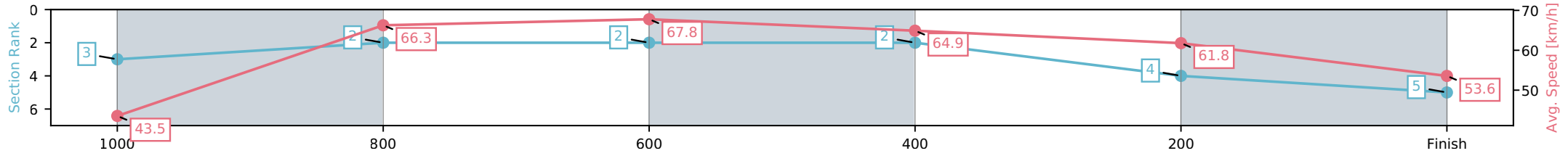
Horse/Jockey Name	Rebelious Red/Nathan Thomas
Finish Rank	5
Fastest Section Time (Section)	0:10.64 (800-600)
Top Speed [km/h] (Section)	68.6 (800-600)
Race State	Finished



Mackay QLD --Professional-2026-06-23
 Race 6: Racing Again Thurs 2nd July BM55 Handicap - 1100m
 23 June 2026 - 3:57PM
 Track Rating: Soft 5, Weather: Overcast, Rail Position: +3m Entire Circuit



Section	L1100	L1000	L800	L600	L400	L200
Section Times	1:06.53 (0:08.90)	0:57.63 [3] (0:10.93)	0:46.70 [2] (0:10.64)	0:36.07 [2] (0:10.95)	0:25.12 [2] (0:11.64)	0:13.48 [4] (0:13.48)
Average Speed [km/h]	43.5	66.3	67.8	64.9	61.8	53.6
Top Speed [km/h]	61.3	67.7	68.6	67.3	64.5	59.8
Avg. Dist. to Rail [m]	3.7	1.7	1.5	1.7	1.2	2.0
Avg. Stride Freq. [Hz]	2.3	2.4	2.4	2.4	2.4	2.2
Avg. Stride Length [m]	5.9	7.5	7.9	7.6	7.4	7.1



[] Ranking at each section and finish
 -.-.- No data available at this section
 NA No data available



Mackay QLD

Race 7: BARRY WILLIAMS MEMORIAL LIGHTNING Handicap - 1100m

23 June 2026 - 4:34PM

Track Rating: Soft 5, Weather: Overcast, Rail Position: +3m Entire Circuit



MACKAY TURF CLUB

Ooralea Racecourse

Field Times (Race Tempo) 1:03.78 (0:08.43) 0:55.35 (0:10.49) 0:44.87 (0:10.63) 0:34.24 (0:11.04) 0:23.19 (0:11.31) 0:11.88 (0:11.88)

Rank	TAB#	Horse	Overall Time	First 400m	Top Speed km/h (Section)	L1100	L1000	L800	L600	L400	L200		
	(BAR#)	Jockey	Margin (DT-W)	Last 600m	Fastest Section (Time)	Start - 1000	1000 - 800	800 - 600	600 - 400	400 - 200	200 - Finish		
1	9	Outback Action	1:03.78	0:24.70	70.1 (1000-800)	1:03.78	0:55.02 [6]	0:44.37 [6]	0:33.70 [6]	0:22.73 [5]	0:11.48 [6]		
	(1)	Georgina Cartwright		0:33.71	1000-800 (0:10.65)	(0:08.76)	(0:10.65)	(0:10.66)	(0:10.97)	(0:11.26)	(0:11.48)		
2	6	Lean Eagle	1:03.85	0:24.83	71.2 (1000-800)	1:03.85	0:54.91 [7]	0:44.33 [7]	0:33.57 [7]	0:22.48 [7]	0:11.55 [5]		
	(6)	Ryan Wiggins	0.4L (+0)	0:33.57	1000-800 (0:10.58)	(0:08.94)	(0:10.58)	(0:10.76)	(0:11.09)	(0:10.93)	(0:11.55)		
3	11	Kai Mondo	1:03.86	0:24.16	69.5 (1000-800)	1:03.86	0:55.43 [1]	0:44.94 [1]	0:34.32 [1]	0:23.27 [1]	0:11.96 [1]		
	(3)	Chris McIver	0.5L (+1)	0:34.31	1000-800 (0:10.49)	(0:08.43)	(0:10.49)	(0:10.63)	(0:11.04)	(0:11.31)	(0:11.96)		
4	7	Booming Lad	1:03.90	0:24.54	69.9 (1000-800)	1:03.90	0:55.30 [3]	0:44.62 [4]	0:33.92 [4]	0:23.00 [3]	0:11.74 [2]		
	(2)	Chelsea Jokic	0.7L (+2)	0:33.92	1000-800 (0:10.68)	(0:08.60)	(0:10.68)	(0:10.70)	(0:10.92)	(0:11.26)	(0:11.74)		
5	12	Upstart Legend	1:03.94	0:24.52	70.1 (1000-800)	1:03.94	0:55.33 [4]	0:44.73 [3]	0:34.04 [3]	0:22.94 [4]	0:11.70 [4]		
	(4)	Nathan Thomas	0.9L (+1)	0:34.04	1000-800 (0:10.60)	(0:08.61)	(0:10.60)	(0:10.69)	(0:11.10)	(0:11.24)	(0:11.70)		
6	8	Cochrane	1:04.51	0:24.24	69.4 (1000-800)	1:04.51	0:56.08 [2]	0:45.59 [2]	0:34.83 [2]	0:23.69 [2]	0:12.34 [3]		
	(7)	Adam Sewell	4.3L (+0)	0:34.84	1000-800 (0:10.49)	(0:08.43)	(0:10.49)	(0:10.76)	(0:11.14)	(0:11.36)	(0:12.34)		
7	2	Obligated	1:05.00	0:24.60	70.4 (1000-800)	1:05.00	0:56.28 [5]	0:45.71 [5]	0:34.95 [5]	0:23.74 [6]	0:12.28 [7]		
	(5)	Mitch Goring	7.2L (-1)	0:34.95	1000-800 (0:10.57)	(0:08.72)	(0:10.57)	(0:10.76)	(0:11.21)	(0:11.46)	(0:12.28)		

Scratched: Northern Pride (#1), Hellish (#3), Track Tale (#4), Acrophobic (#5), Flying Shamus (#10), Sailor's Rum (#13)

Report Created: Tue 23 June 2026

(Note: Races are conducted over an approximate distance as close as possible to the advertised distance, and recorded data may vary accordingly. Official times refer to race times only and do not include handicap times.)

[] Position in running at each section and finish TAB# Saddle cloth number

-:-:- No data available at this section

NA No data available

DNT Did not track

BAR# Barrier/Gate Position

DNF Did not finish

DT-W Distance travelled compared to winner in metres

Fastest split

Fastest section

data processed by



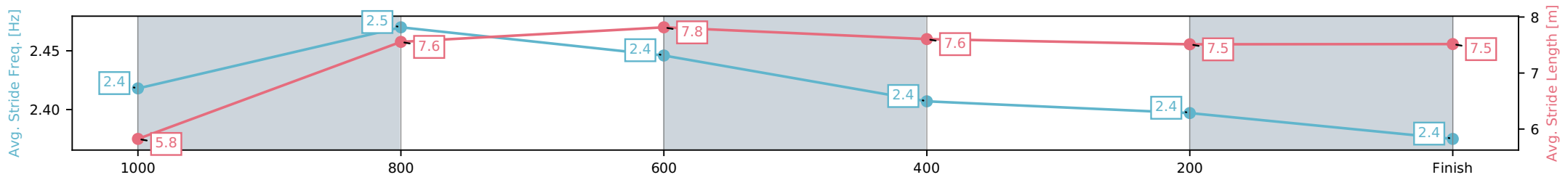
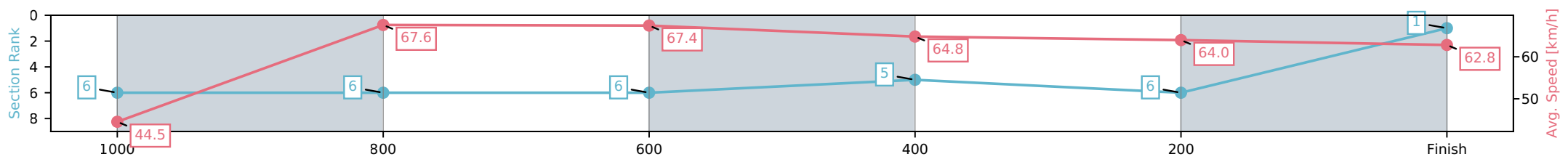
Horse/Jockey Name	Outback Action/Georgina Cartwright
Finish Rank	1
Fastest Section Time (Section)	0:10.65 (1000-800)
Top Speed [km/h] (Section)	70.1 (1000-800)
Race State	Finished



Mackay QLD --Professional-2026-06-23
 Race 7: BARRY WILLIAMS MEMORIAL LIGHTNING Handicap - 1100m
 23 June 2026 - 4:34PM
 Track Rating: Soft 5, Weather: Overcast, Rail Position: +3m Entire Circuit



Section	L1100	L1000	L800	L600	L400	L200
Section Times	1:03.78 (0:08.76)	0:55.02 [6] (0:10.65)	0:44.37 [6] (0:10.66)	0:33.70 [6] (0:10.97)	0:22.73 [5] (0:11.26)	0:11.48 [6] (0:11.48)
Average Speed [km/h]	44.5	67.6	67.4	64.8	64.0	62.8
Top Speed [km/h]	62.2	70.1	69.8	65.9	65.2	64.8
Avg. Dist. to Rail [m]	1.4	0.2	0.5	1.5	0.4	0.7
Avg. Stride Freq. [Hz]	2.4	2.5	2.4	2.4	2.4	2.4
Avg. Stride Length [m]	5.8	7.6	7.8	7.6	7.5	7.5



Report Created: Tue 23 June 2026 (Note: Timing is based on positional data)

[] Ranking at each section and finish
 -:-:- No data available at this section
 NA No data available

Horse/Jockey Name	Lean Eagle/Ryan Wiggins
Finish Rank	2
Fastest Section Time (Section)	0:10.58 (1000-800)
Top Speed [km/h] (Section)	71.2 (1000-800)
Race State	Finished



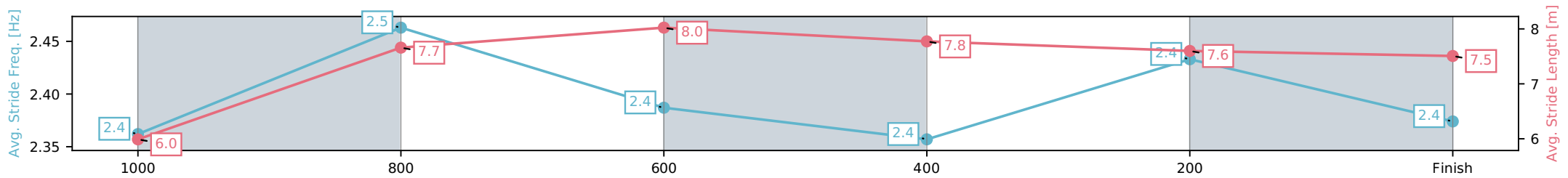
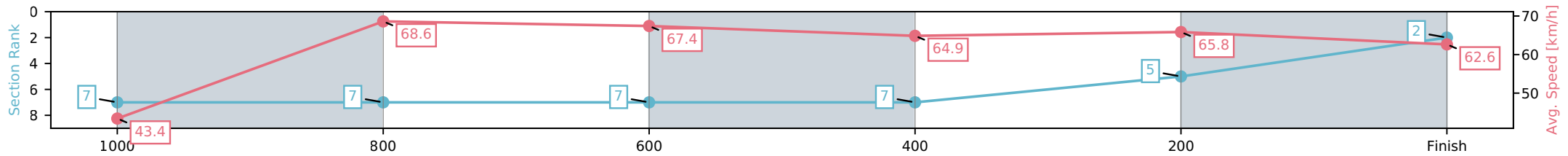
Mackay QLD --Professional-2026-06-23
 Race 7: BARRY WILLIAMS MEMORIAL LIGHTNING Handicap
 - 1100m

23 June 2026 - 4:34PM

Track Rating: Soft 5, Weather: Overcast, Rail Position: +3m Entire
 Circuit



Section	L1100	L1000	L800	L600	L400	L200
Section Times	1:03.85 (0:08.94)	0:54.91 [7] (0:10.58)	0:44.33 [7] (0:10.76)	0:33.57 [7] (0:11.09)	0:22.48 [7] (0:10.93)	0:11.55 [5] (0:11.55)
Average Speed [km/h]	43.4	68.6	67.4	64.9	65.8	62.6
Top Speed [km/h]	61.3	71.2	70.3	66.2	67.9	65.3
Avg. Dist. to Rail [m]	5.6	2.4	2.5	0.4	1.5	3.9
Avg. Stride Freq. [Hz]	2.4	2.5	2.4	2.4	2.4	2.4
Avg. Stride Length [m]	6.0	7.7	8.0	7.8	7.6	7.5



- [] Ranking at each section and finish
- :-:- No data available at this section
- NA No data available

Horse/Jockey Name	Kai Mondo/Chris McIver
Finish Rank	3
Fastest Section Time (Section)	0:10.49 (1000-800)
Top Speed [km/h] (Section)	69.5 (1000-800)
Race State	Finished



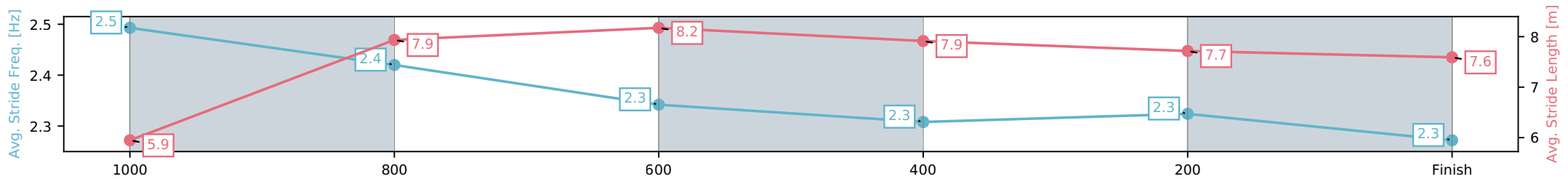
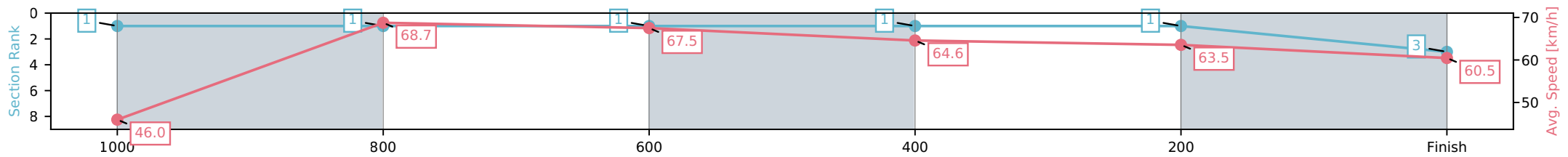
Mackay QLD --Professional-2026-06-23
 Race 7: BARRY WILLIAMS MEMORIAL LIGHTNING Handicap
 - 1100m

23 June 2026 - 4:34PM

Track Rating: Soft 5, Weather: Overcast, Rail Position: +3m Entire Circuit



Section	L1100	L1000	L800	L600	L400	L200
Section Times	1:03.86 (0:08.43)	0:55.43 [1] (0:10.49)	0:44.94 [1] (0:10.63)	0:34.32 [1] (0:11.04)	0:23.27 [1] (0:11.31)	0:11.96 [1] (0:11.96)
Average Speed [km/h]	46.0	68.7	67.5	64.6	63.5	60.5
Top Speed [km/h]	65.8	69.5	69.2	65.3	64.0	62.7
Avg. Dist. to Rail [m]	3.3	0.6	0.5	1.3	0.5	0.6
Avg. Stride Freq. [Hz]	2.5	2.4	2.3	2.3	2.3	2.3
Avg. Stride Length [m]	5.9	7.9	8.2	7.9	7.7	7.6



- [] Ranking at each section and finish
- :-:- No data available at this section
- NA No data available

Horse/Jockey Name	Booming Lad/Chelsea Jokic
Finish Rank	4
Fastest Section Time (Section)	0:10.68 (1000-800)
Top Speed [km/h] (Section)	69.9 (1000-800)
Race State	Finished



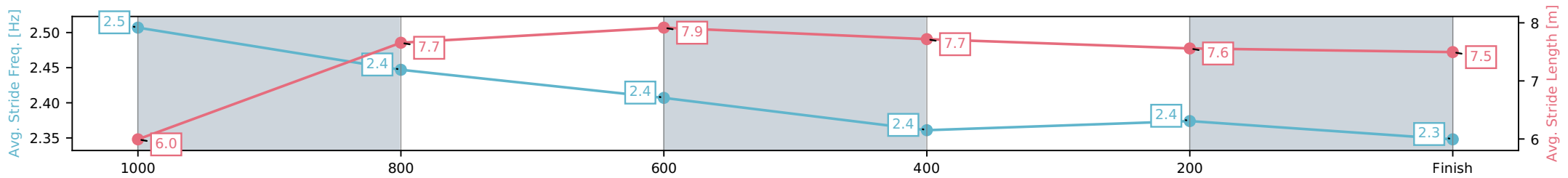
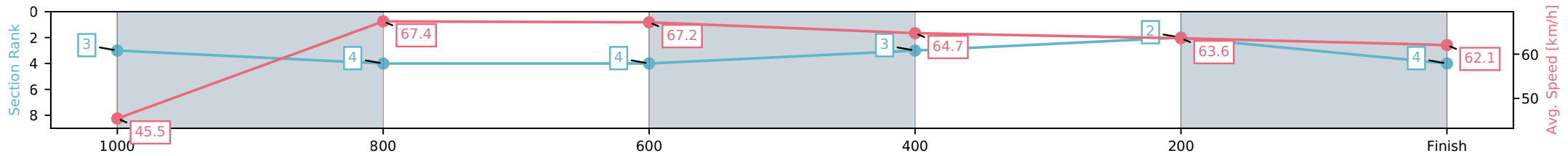
Mackay QLD --Professional-2026-06-23
 Race 7: BARRY WILLIAMS MEMORIAL LIGHTNING Handicap
 - 1100m



23 June 2026 - 4:34PM

Track Rating: Soft 5, Weather: Overcast, Rail Position: +3m Entire Circuit

Section	L1100	L1000	L800	L600	L400	L200
Section Times	1:03.90 (0:08.60)	0:55.30 [3] (0:10.68)	0:44.62 [4] (0:10.70)	0:33.92 [4] (0:10.92)	0:23.00 [3] (0:11.26)	0:11.74 [2] (0:11.74)
Average Speed [km/h]	45.5	67.4	67.2	64.7	63.6	62.1
Top Speed [km/h]	63.4	69.9	69.2	66.5	64.7	63.2
Avg. Dist. to Rail [m]	1.9	0.2	0.4	2.2	1.0	1.6
Avg. Stride Freq. [Hz]	2.5	2.4	2.4	2.4	2.4	2.3
Avg. Stride Length [m]	6.0	7.7	7.9	7.7	7.6	7.5



- [] Ranking at each section and finish
- :-:- No data available at this section
- NA No data available

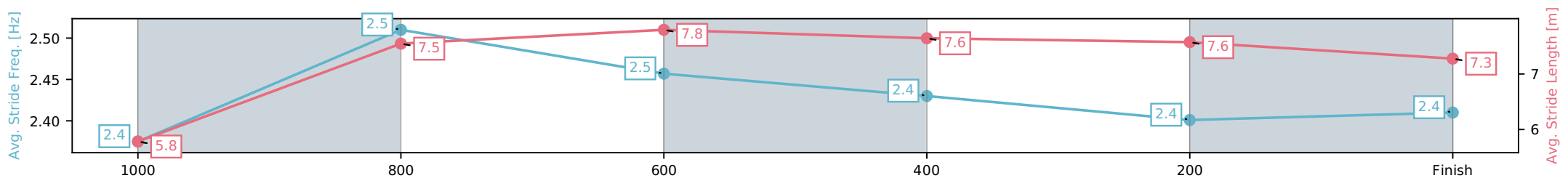
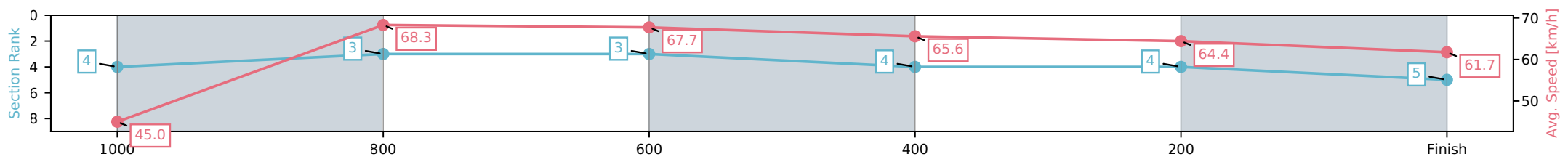
Horse/Jockey Name	Upstart Legend/Nathan Thomas
Finish Rank	5
Fastest Section Time (Section)	0:10.60 (1000-800)
Top Speed [km/h] (Section)	70.1 (1000-800)
Race State	Finished



Mackay QLD --Professional-2026-06-23
 Race 7: BARRY WILLIAMS MEMORIAL LIGHTNING Handicap - 1100m
 23 June 2026 - 4:34PM
 Track Rating: Soft 5, Weather: Overcast, Rail Position: +3m Entire Circuit



Section	L1100	L1000	L800	L600	L400	L200
Section Times	1:03.94 (0:08.61)	0:55.33 [4] (0:10.60)	0:44.73 [3] (0:10.69)	0:34.04 [3] (0:11.10)	0:22.94 [4] (0:11.24)	0:11.70 [4] (0:11.70)
Average Speed [km/h]	45.0	68.3	67.7	65.6	64.4	61.7
Top Speed [km/h]	63.6	70.1	69.1	67.2	65.5	63.8
Avg. Dist. to Rail [m]	3.6	1.7	1.9	1.3	3.2	3.7
Avg. Stride Freq. [Hz]	2.4	2.5	2.5	2.4	2.4	2.4
Avg. Stride Length [m]	5.8	7.5	7.8	7.6	7.6	7.3



[] Ranking at each section and finish
 -.-.- No data available at this section
 NA No data available

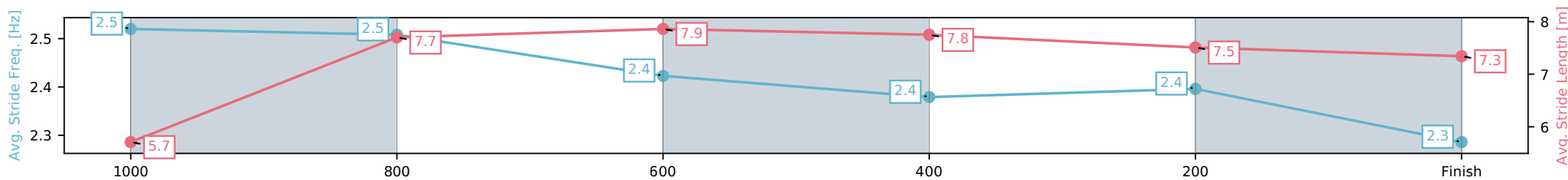
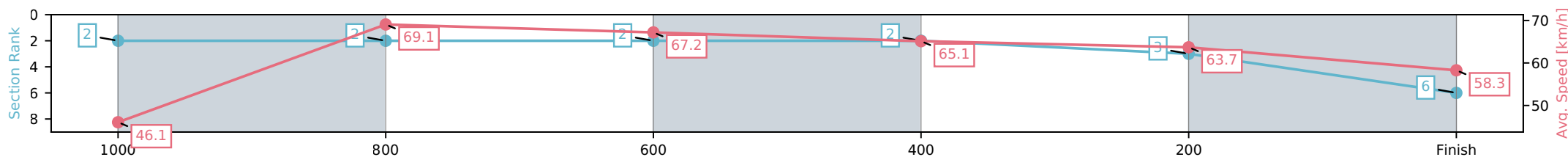
Horse/Jockey Name	Cochrane/Adam Sewell
Finish Rank	6
Fastest Section Time (Section)	0:10.49 (1000-800)
Top Speed [km/h] (Section)	69.4 (1000-800)
Race State	Finished



Mackay QLD --Professional-2026-06-23
 Race 7: BARRY WILLIAMS MEMORIAL LIGHTNING Handicap - 1100m
 23 June 2026 - 4:34PM
 Track Rating: Soft 5, Weather: Overcast, Rail Position: +3m Entire Circuit



Section	L1100	L1000	L800	L600	L400	L200
Section Times	1:04.51 (0:08.43)	0:56.08 [2] (0:10.49)	0:45.59 [2] (0:10.76)	0:34.83 [2] (0:11.14)	0:23.69 [2] (0:11.36)	0:12.34 [3] (0:12.34)
Average Speed [km/h]	46.1	69.1	67.2	65.1	63.7	58.3
Top Speed [km/h]	66.1	69.4	68.6	66.1	64.7	62.3
Avg. Dist. to Rail [m]	7.1	1.8	1.3	1.3	2.8	3.1
Avg. Stride Freq. [Hz]	2.5	2.5	2.4	2.4	2.4	2.3
Avg. Stride Length [m]	5.7	7.7	7.9	7.8	7.5	7.3



[] Ranking at each section and finish
 -:-:- No data available at this section
 NA No data available

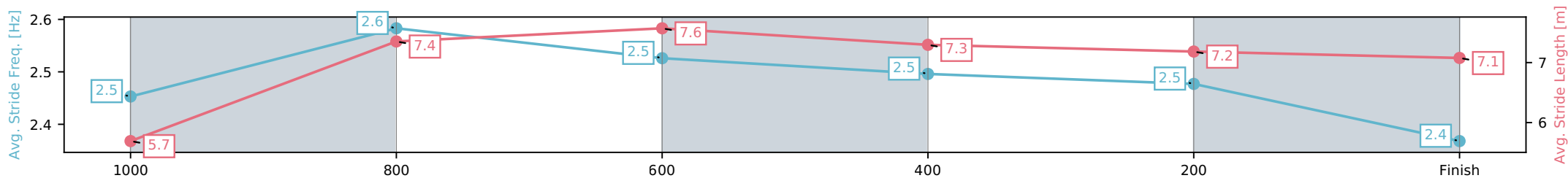
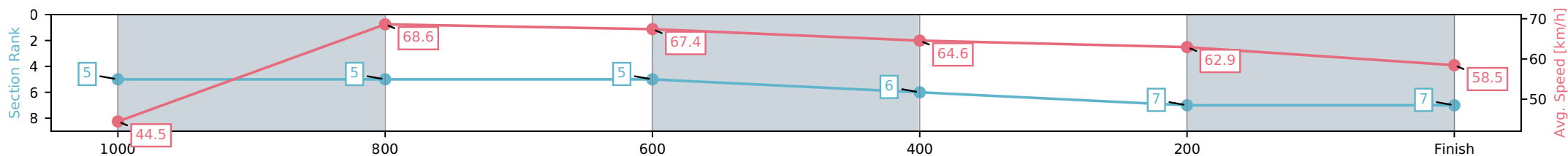
Horse/Jockey Name	Obligated/Mitch Goring
Finish Rank	7
Fastest Section Time (Section)	0:10.57 (1000-800)
Top Speed [km/h] (Section)	70.4 (1000-800)
Race State	Finished



Mackay QLD --Professional-2026-06-23
 Race 7: BARRY WILLIAMS MEMORIAL LIGHTNING Handicap - 1100m
 23 June 2026 - 4:34PM
 Track Rating: Soft 5, Weather: Overcast, Rail Position: +3m Entire Circuit



Section	L1100	L1000	L800	L600	L400	L200
Section Times	1:05.00 (0:08.72)	0:56.28 [5] (0:10.57)	0:45.71 [5] (0:10.76)	0:34.95 [5] (0:11.21)	0:23.74 [6] (0:11.46)	0:12.28 [7] (0:12.28)
Average Speed [km/h]	44.5	68.6	67.4	64.6	62.9	58.5
Top Speed [km/h]	64.0	70.4	69.4	65.1	63.8	62.1
Avg. Dist. to Rail [m]	4.7	2.4	2.4	0.6	4.5	5.3
Avg. Stride Freq. [Hz]	2.5	2.6	2.5	2.5	2.5	2.4
Avg. Stride Length [m]	5.7	7.4	7.6	7.3	7.2	7.1



[] Ranking at each section and finish
 -:-:- No data available at this section
 NA No data available