

Horse/Jockey Name	Artistic Endeavour/Cejay Graham
Finish Rank	1
Fastest Section Time (Section)	0:11.07 (800-600)
Top Speed [km/h] (Section)	66.4 (800-600)
Race State	Finished



Doomben QLD --Professional-2026-06-24

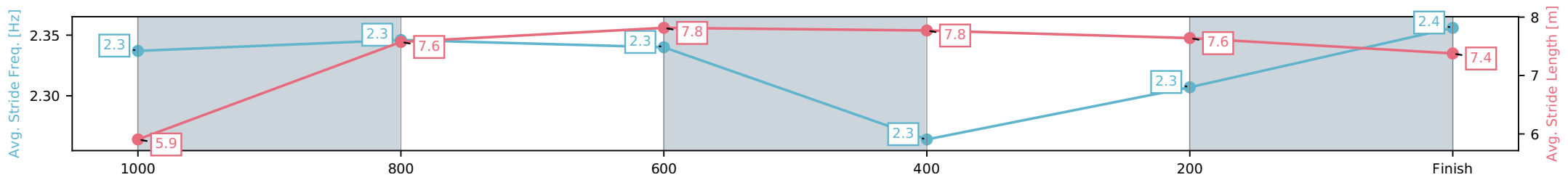
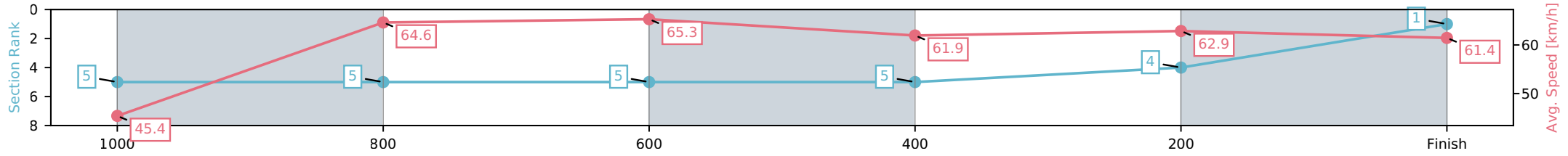
Race 1: Gallopers Sports Club Maiden Plate - 1110m

24 June 2026 - 12:33PM

Track Rating: Soft 6, Weather: Fine, Rail Position: +11m Entire Circuit



Section	L1110	L1000	L800	L600	L400	L200
Section Times	1:05.92 (0:08.91)	0:57.01 [5] (0:11.18)	0:45.83 [5] (0:11.07)	0:34.76 [5] (0:11.58)	0:23.17 [5] (0:11.46)	0:11.72 [4] (0:11.72)
Average Speed [km/h]	45.4	64.6	65.3	61.9	62.9	61.4
Top Speed [km/h]	62.0	65.2	66.4	64.9	63.4	63.4
Avg. Dist. to Rail [m]	3.9	1.5	0.7	0.5	0.7	0.4
Avg. Stride Freq. [Hz]	2.3	2.3	2.3	2.3	2.3	2.4
Avg. Stride Length [m]	5.9	7.6	7.8	7.8	7.6	7.4



[] Ranking at each section and finish
 -.-.- No data available at this section
 NA No data available

Horse/Jockey Name	Listen Jani/Emily Lang
Finish Rank	2
Fastest Section Time (Section)	0:10.97 (1000-800)
Top Speed [km/h] (Section)	66.3 (1000-800)
Race State	Finished



Doomben QLD --Professional-2026-06-24

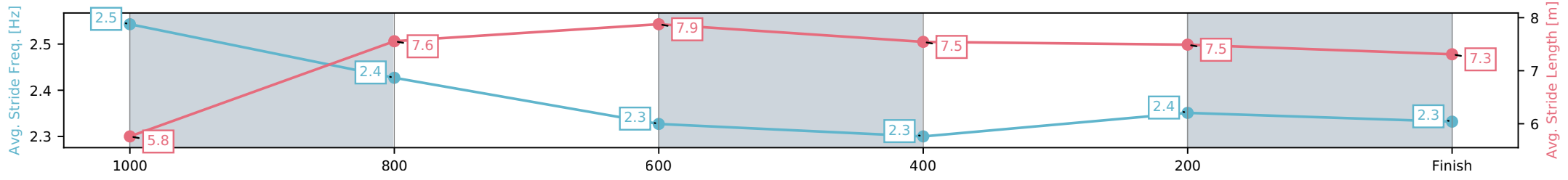
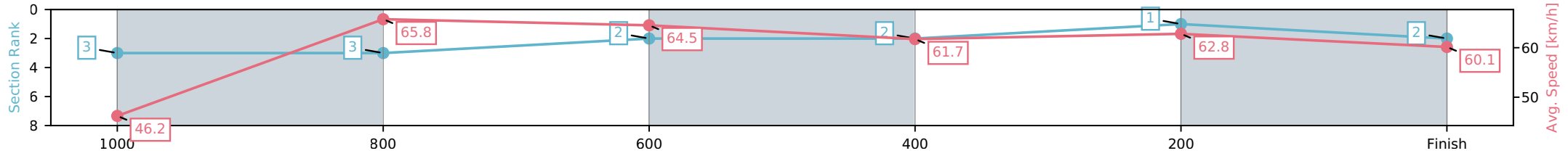
Race 1: Gallopers Sports Club Maiden Plate - 1110m

24 June 2026 - 12:33PM

Track Rating: Soft 6, Weather: Fine, Rail Position: +11m Entire Circuit



Section	L1110	L1000	L800	L600	L400	L200
Section Times	1:05.93 (0:08.75)	0:57.18 [3] (0:10.97)	0:46.21 [3] (0:11.14)	0:35.07 [2] (0:11.66)	0:23.41 [2] (0:11.48)	0:11.93 [1] (0:11.93)
Average Speed [km/h]	46.2	65.8	64.5	61.7	62.8	60.1
Top Speed [km/h]	64.2	66.3	65.8	63.1	63.8	63.1
Avg. Dist. to Rail [m]	1.2	0.5	0.5	0.2	1.1	1.8
Avg. Stride Freq. [Hz]	2.5	2.4	2.3	2.3	2.4	2.3
Avg. Stride Length [m]	5.8	7.6	7.9	7.5	7.5	7.3



[] Ranking at each section and finish
 -:-:- No data available at this section
 NA No data available

Horse/Jockey Name	Extreme Taste/Damien Boche
Finish Rank	3
Fastest Section Time (Section)	0:10.99 (1000-800)
Top Speed [km/h] (Section)	66.9 (800-600)
Race State	Finished



Doomben QLD --Professional-2026-06-24

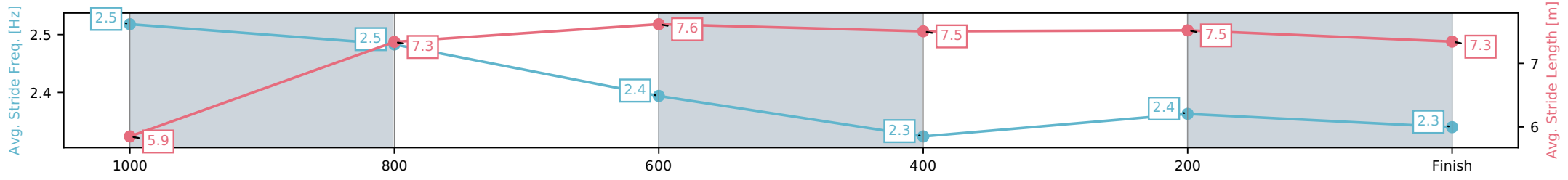
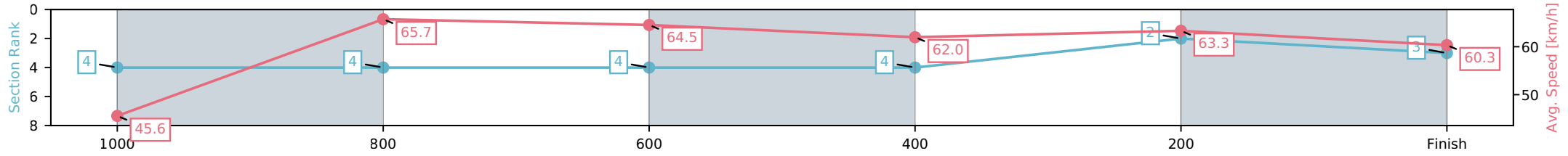
Race 1: Gallopers Sports Club Maiden Plate - 1110m

24 June 2026 - 12:33PM

Track Rating: Soft 6, Weather: Fine, Rail Position: +11m Entire Circuit



Section	L1110	L1000	L800	L600	L400	L200
Section Times	1:06.07 (0:08.88)	0:57.19 [4] (0:10.99)	0:46.20 [4] (0:11.21)	0:34.99 [4] (0:11.62)	0:23.38 [4] (0:11.37)	0:12.00 [2] (0:12.00)
Average Speed [km/h]	45.6	65.7	64.5	62.0	63.3	60.3
Top Speed [km/h]	62.0	66.6	66.9	63.2	65.2	63.3
Avg. Dist. to Rail [m]	2.3	1.7	0.7	0.4	1.3	2.3
Avg. Stride Freq. [Hz]	2.5	2.5	2.4	2.3	2.4	2.3
Avg. Stride Length [m]	5.9	7.3	7.6	7.5	7.5	7.3



[] Ranking at each section and finish
 -.-.- No data available at this section
 NA No data available

Horse/Jockey Name	Mchtig Havanagila/Montana Philpot
Finish Rank	4
Fastest Section Time (Section)	0:10.87 (1000-800)
Top Speed [km/h] (Section)	67.0 (1000-800)
Race State	Finished



Doomben QLD --Professional-2026-06-24

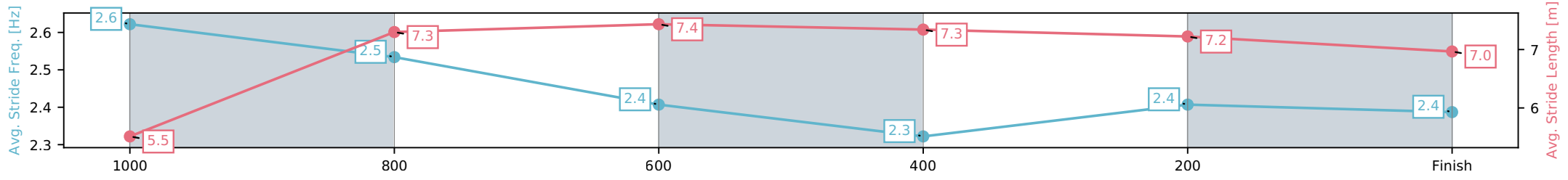
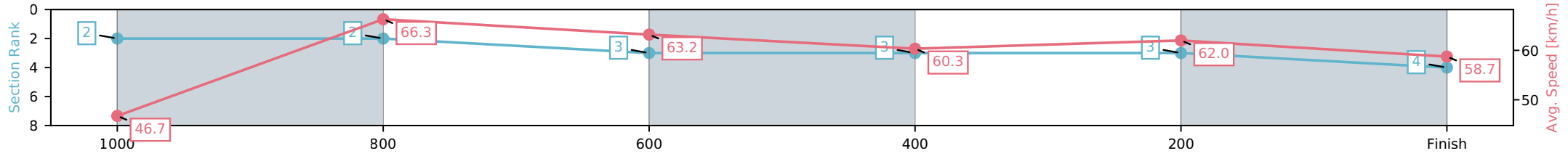
Race 1: Gallopers Sports Club Maiden Plate - 1110m

24 June 2026 - 12:33PM

Track Rating: Soft 6, Weather: Fine, Rail Position: +11m Entire Circuit



Section	L1110	L1000	L800	L600	L400	L200
Section Times	1:06.16 (0:08.66)	0:57.50 [2] (0:10.87)	0:46.63 [2] (0:11.33)	0:35.30 [3] (0:11.72)	0:23.58 [3] (0:11.54)	0:12.04 [3] (0:12.04)
Average Speed [km/h]	46.7	66.3	63.2	60.3	62.0	58.7
Top Speed [km/h]	64.5	67.0	65.4	61.7	64.1	61.4
Avg. Dist. to Rail [m]	3.3	1.1	1.3	3.1	2.0	0.6
Avg. Stride Freq. [Hz]	2.6	2.5	2.4	2.3	2.4	2.4
Avg. Stride Length [m]	5.5	7.3	7.4	7.3	7.2	7.0



[] Ranking at each section and finish
 -.-.- No data available at this section
 NA No data available

Horse/Jockey Name	Mini Boo/Fred Larson
Finish Rank	5
Fastest Section Time (Section)	0:11.18 (1000-800)
Top Speed [km/h] (Section)	66.2 (600-400)
Race State	Finished



Doomben QLD --Professional-2026-06-24

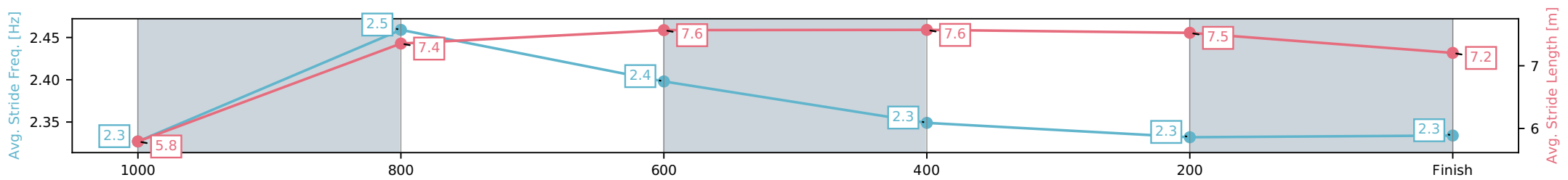
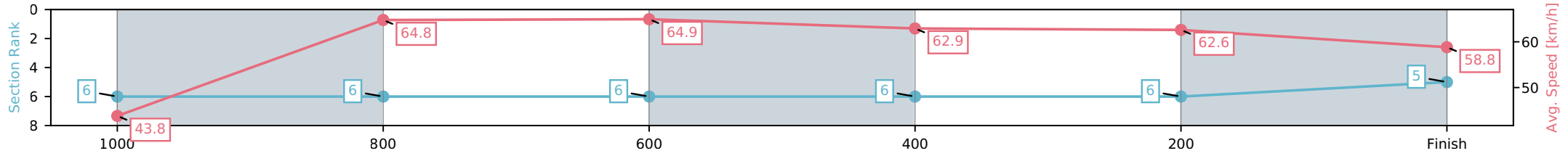
Race 1: Gallopers Sports Club Maiden Plate - 1110m

24 June 2026 - 12:33PM

Track Rating: Soft 6, Weather: Fine, Rail Position: +11m Entire Circuit



Section	L1110	L1000	L800	L600	L400	L200
Section Times	1:06.76 (0:09.21)	0:57.55 [6] (0:11.18)	0:46.38 [6] (0:11.18)	0:35.19 [6] (0:11.46)	0:23.73 [6] (0:11.46)	0:12.27 [6] (0:12.27)
Average Speed [km/h]	43.8	64.8	64.9	62.9	62.6	58.8
Top Speed [km/h]	62.4	66.2	65.9	66.2	64.9	61.8
Avg. Dist. to Rail [m]	4.1	1.4	1.7	1.0	1.1	1.3
Avg. Stride Freq. [Hz]	2.3	2.5	2.4	2.3	2.3	2.3
Avg. Stride Length [m]	5.8	7.4	7.6	7.6	7.5	7.2



[] Ranking at each section and finish
 -:-:- No data available at this section
 NA No data available

Horse/Jockey Name	Dominator/Ben Thompson
Finish Rank	6
Fastest Section Time (Section)	0:10.80 (1000-800)
Top Speed [km/h] (Section)	68.6 (1000-800)
Race State	Finished



Doomben QLD --Professional-2026-06-24

Race 1: Gallopers Sports Club Maiden Plate - 1110m

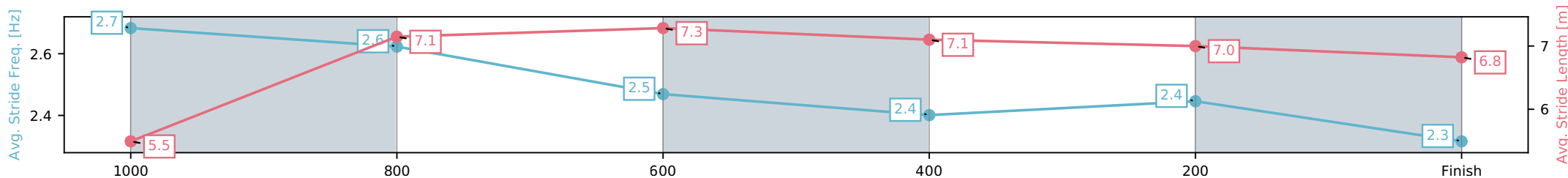
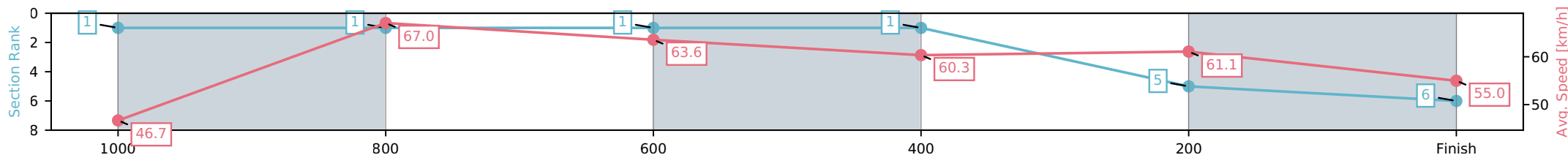
24 June 2026 - 12:33PM

Track Rating: Soft 6, Weather: Fine, Rail Position: +11m Entire Circuit



BRISBANE RACING CLUB

Section	L1110	L1000	L800	L600	L400	L200
Section Times	1:07.21 (0:08.63)	0:58.58 [1] (0:10.80)	0:47.78 [1] (0:11.29)	0:36.49 [1] (0:11.80)	0:24.69 [1] (0:11.69)	0:13.00 [5] (0:13.00)
Average Speed [km/h]	46.7	67.0	63.6	60.3	61.1	55.0
Top Speed [km/h]	65.5	68.6	66.7	62.6	61.8	59.9
Avg. Dist. to Rail [m]	5.8	2.4	0.7	2.0	4.2	3.3
Avg. Stride Freq. [Hz]	2.7	2.6	2.5	2.4	2.4	2.3
Avg. Stride Length [m]	5.5	7.1	7.3	7.1	7.0	6.8



- [] Ranking at each section and finish
- :-:- No data available at this section
- NA No data available



Doomben QLD

Race 2: Country Music Raceday on Sale Now Maiden Plate - 2070m

24 June 2026 - 1:09PM

Track Rating: Soft 6, Weather: Fine, Rail Position: +11m Entire Circuit



BRISBANE
RACING CLUB

Field Times (Race Tempo) 2:10.21 (0:18.27) 1:51.94 (0:12.00) 1:39.94 (0:12.54) 1:27.40 (0:12.97) 1:14.44 (0:12.54) 1:01.90 (0:12.93) 0:48.97 (0:12.77) 0:36.19 (0:11.90)

Rank	TAB#	Horse	Overall Time	First 400m	Top Speed km/h (Section)	L2070	L1800	L1600	L1400	L1200	L1000	L800	L600
	(BAR#)	Jockey	Margin (DT-W)	Last 600m	Fastest Section (Time)	Start - 1800	1800 - 1600	1600 - 1400	1400 - 1200	1200 - 1000	1000 - 800	800 - 600	600 - 400
1	1	Benzino	2:10.21	0:26.01	64.8 (2070 - 1800)	2:10.21	1:51.94 [1]	1:39.94 [1]	1:27.40 [1]	1:14.44 [1]	1:01.90 [1]	0:48.96 [1]	0:36.19 [1]
	(4)	Ben Thompson		0:36.19	400-200 (0:11.81)	(0:18.27)	(0:12.00)	(0:12.54)	(0:12.97)	(0:12.54)	(0:12.93)	(0:12.77)	(0:11.90)
2	7	Secret Fenkel	2:11.26	0:26.26	65.0 (2070 - 1800)	2:11.26	1:52.96 [2]	1:40.70 [2]	1:28.10 [2]	1:15.24 [2]	1:02.49 [3]	0:49.58 [5]	0:36.97 [3]
	(3)	Boris Thornton	6.2L (+0)	0:36.97	600-400 (0:11.94)	(0:18.30)	(0:12.26)	(0:12.60)	(0:12.87)	(0:12.74)	(0:12.92)	(0:12.60)	(0:11.94)
3	4	Hopeful Cause	2:11.48	0:26.72	64.2 (2070 - 1800)	2:11.48	1:52.76 [7]	1:40.37 [7]	1:27.85 [8]	1:14.88 [8]	1:02.14 [8]	0:49.41 [8]	0:36.92 [7]
	(6)	Brandon Lerena	7.5L (-1)	0:36.92	400-200 (0:12.06)	(0:18.72)	(0:12.40)	(0:12.52)	(0:12.97)	(0:12.74)	(0:12.73)	(0:12.49)	(0:12.08)
4	8	Ship Happens	2:11.54	0:26.76	63.7 (2070 - 1800)	2:11.54	1:52.71 [8]	1:40.42 [8]	1:28.01 [7]	1:15.12 [7]	1:02.36 [7]	0:49.69 [7]	0:37.02 [6]
	(5)	Fred Larson	7.8L (+4)	0:37.02	600-400 (0:11.98)	(0:18.83)	(0:12.29)	(0:12.41)	(0:12.89)	(0:12.76)	(0:12.67)	(0:12.67)	(0:11.98)
5	3	Future Hero	2:11.72	0:26.50	62.6 (2070 - 1800)	2:11.72	1:53.16 [5]	1:40.90 [4]	1:28.43 [4]	1:15.59 [4]	1:02.82 [5]	0:50.09 [4]	0:37.38 [4]
	(1)	Corey Sutherland	8.9L (-3)	0:37.38	600-400 (0:11.97)	(0:18.56)	(0:12.26)	(0:12.46)	(0:12.85)	(0:12.77)	(0:12.73)	(0:12.71)	(0:11.97)
6	2	Clench	2:11.77	0:26.95	62.4 (2070 - 1800)	2:11.77	1:52.81 [9]	1:40.38 [9]	1:27.92 [9]	1:14.94 [9]	1:02.17 [9]	0:49.54 [9]	0:37.04 [9]
	(9)	Cejay Graham	9.2L (+6)	0:37.04	400-200 (0:11.98)	(0:18.96)	(0:12.43)	(0:12.46)	(0:12.98)	(0:12.76)	(0:12.64)	(0:12.49)	(0:12.18)
7	6	Ole Ali	2:11.83	0:26.54	64.5 (2070 - 1800)	2:11.83	1:53.33 [4]	1:40.94 [5]	1:28.38 [6]	1:15.53 [5]	1:02.83 [6]	0:50.10 [6]	0:37.21 [8]
	(2)	Chelsea Baker	9.5L (-4)	0:37.20	400-200 (0:12.08)	(0:18.50)	(0:12.39)	(0:12.56)	(0:12.85)	(0:12.71)	(0:12.73)	(0:12.89)	(0:12.34)
8	9	La Gracia	2:12.00	0:27.12	63.1 (2070 - 1800)	2:12.00	1:52.90 [10]	1:40.45 [10]	1:27.87 [10]	1:15.11 [10]	1:02.33 [10]	0:49.76 [10]	0:37.23 [10]
	(10)	Jake Bayliss	10.6L (+2)	0:37.23	400-200 (0:12.08)	(0:19.10)	(0:12.46)	(0:12.57)	(0:12.76)	(0:12.78)	(0:12.57)	(0:12.53)	(0:12.17)
9	11	Five Of Us	2:12.08	0:26.58	63.0 (2070 - 1800)	2:12.08	1:53.41 [6]	1:41.14 [6]	1:28.66 [5]	1:15.77 [6]	1:03.31 [4]	0:50.46 [3]	0:37.90 [2]
	(8)	Georgina Cartwright	11.0L (+4)	0:37.91	600-400 (0:12.16)	(0:18.67)	(0:12.27)	(0:12.49)	(0:12.88)	(0:12.46)	(0:12.85)	(0:12.56)	(0:12.16)
10	10	Blue Poles	2:15.12	0:26.34	63.3 (2070 - 1800)	2:15.12	1:56.71 [3]	1:44.49 [3]	1:31.88 [3]	1:19.00 [3]	1:06.70 [2]	0:53.65 [2]	0:40.77 [5]
	(7)	Robbie Dolan	28.9L (-1)	0:40.77	1800-1600 (0:12.22)	(0:18.41)	(0:12.22)	(0:12.61)	(0:12.88)	(0:12.30)	(0:13.05)	(0:12.87)	(0:12.32)

Scratched: Meade's Cafe (#5)

Report Created: Wed 24 June 2026

(Note: Races are conducted over an approximate distance as close as possible to the advertised distance, and recorded data may vary accordingly. Official times refer to race times only and do not include handicap times.)

[] Position in running at each section and finish TAB# Saddle cloth number
 -:-:- No data available at this section BAR# Barrier/Gate Position
 NA No data available DNF Did not finish
 DNT Did not track DT-W Distance travelled compared to winner in metres

Fastest split
 Fastest section

data processed by TRIPLES DATA



Doomben QLD

Race 2: Country Music Raceday on Sale Now Maiden Plate - 2070m

24 June 2026 - 1:09PM

Track Rating: Soft 6, Weather: Fine, Rail Position: +11m Entire Circuit



BRISBANE
RACING CLUB

Field Times 0:24.29 0:12.48
(Race Tempo) (0:11.81) (0:12.48)

Rank	TAB#	Horse	Overall Time	First 400m	Top Speed km/h (Section)	L400	L200						
	(BAR#)	Jockey	Margin (DT-W)	Last 600m	Fastest Section (Time)	400 - 200	200 - Finish						
1	1	Benzino	2:10.21	0:26.01	64.8 (2070 - 1800)	0:24.29 [1]	0:12.48 [1]						
	(4)	Ben Thompson		0:36.19	400-200 (0:11.81)	(0:11.81)	(0:12.48)						
2	7	Secret Fenkel	2:11.26	0:26.26	65.0 (2070 - 1800)	0:25.03 [2]	0:13.07 [2]						
	(3)	Boris Thornton	6.2L (+0)	0:36.97	600-400 (0:11.94)	(0:11.96)	(0:13.07)						
3	4	Hopeful Cause	2:11.48	0:26.72	64.2 (2070 - 1800)	0:24.84 [6]	0:12.78 [5]						
	(6)	Brandon Lerena	7.5L (-1)	0:36.92	400-200 (0:12.06)	(0:12.06)	(0:12.78)						
4	8	Ship Happens	2:11.54	0:26.76	63.7 (2070 - 1800)	0:25.04 [5]	0:12.95 [4]						
	(5)	Fred Larson	7.8L (+4)	0:37.02	600-400 (0:11.98)	(0:12.09)	(0:12.95)						
5	3	Future Hero	2:11.72	0:26.50	62.6 (2070 - 1800)	0:25.42 [3]	0:13.23 [3]						
	(1)	Corey Sutherland	8.9L (-3)	0:37.38	600-400 (0:11.97)	(0:12.18)	(0:13.23)						
6	2	Clench	2:11.77	0:26.95	62.4 (2070 - 1800)	0:24.86 [8]	0:12.88 [7]						
	(9)	Cejay Graham	9.2L (+6)	0:37.04	400-200 (0:11.98)	(0:11.98)	(0:12.88)						
7	6	Ole Ali	2:11.83	0:26.54	64.5 (2070 - 1800)	0:24.87 [10]	0:12.78 [9]						
	(2)	Chelsea Baker	9.5L (-4)	0:37.20	400-200 (0:12.08)	(0:12.08)	(0:12.78)						
8	9	La Gracia	2:12.00	0:27.12	63.1 (2070 - 1800)	0:25.06 [9]	0:12.98 [8]						
	(10)	Jake Bayliss	10.6L (+2)	0:37.23	400-200 (0:12.08)	(0:12.08)	(0:12.98)						
9	11	Five Of Us	2:12.08	0:26.58	63.0 (2070 - 1800)	0:25.75 [4]	0:13.33 [6]						
	(8)	Georgina Cartwright	11.0L (+4)	0:37.91	600-400 (0:12.16)	(0:12.42)	(0:13.33)						
10	10	Blue Poles	2:15.12	0:26.34	63.3 (2070 - 1800)	0:28.45 [7]	0:15.76 [10]						
	(7)	Robbie Dolan	28.9L (-1)	0:40.77	1800-1600 (0:12.22)	(0:12.69)	(0:15.76)						

Scratched: Meade's Cafe (#5)

Report Created: Wed 24 June 2026

(Note: Races are conducted over an approximate distance as close as possible to the advertised distance, and recorded data may vary accordingly. Official times refer to race times only and do not include handicap times.)

[] Position in running at each section and finish TAB# Saddle cloth number
 -:-:- No data available at this section BAR# Barrier/Gate Position
 NA No data available DNF Did not finish
 DNT Did not track DT-W Distance travelled compared to winner in metres

Fastest split
 Fastest section

data processed by TRIPLES DATA

Horse/Jockey Name	Benzino/Ben Thompson
Finish Rank	1
Fastest Section Time (Section)	0:11.81 (400-200)
Top Speed [km/h] (Section)	64.8 (2070 - 1800)
Race State	Finished



Doomben QLD --Professional-2026-06-24

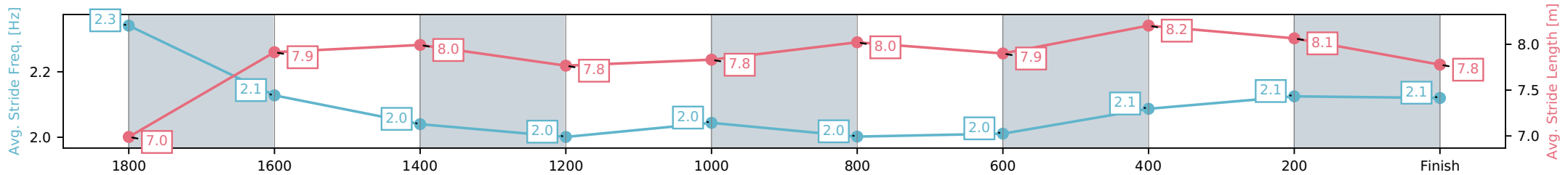
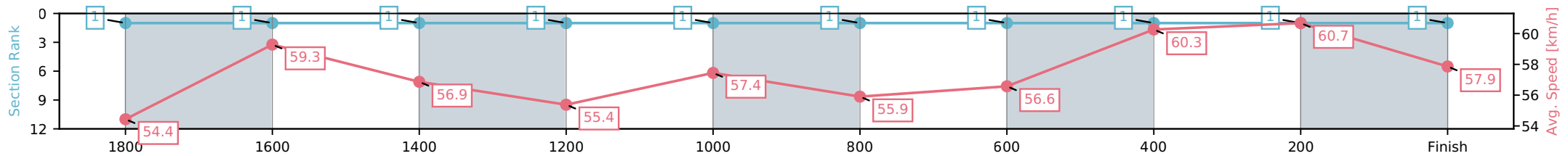
Race 2: Country Music Raceday on Sale Now Maiden Plate - 2070m

24 June 2026 - 1:09PM

Track Rating: Soft 6, Weather: Fine, Rail Position: +11m Entire Circuit



Section	L2070	L1800	L1600	L1400	L1200	L1000	L800	L600	L400	L200
Section Times	2:10.21 (0:18.27)	1:51.94 [1] (0:12.00)	1:39.94 [1] (0:12.54)	1:27.40 [1] (0:12.97)	1:14.44 [1] (0:12.54)	1:01.90 [1] (0:12.93)	0:48.96 [1] (0:12.77)	0:36.19 [1] (0:11.90)	0:24.29 [1] (0:11.81)	0:12.48 [1] (0:12.48)
Average Speed [km/h]	54.4	59.3	56.9	55.4	57.4	55.9	56.6	60.3	60.7	57.9
Top Speed [km/h]	64.8	62.5	57.8	57.1	59.7	58.6	60.0	60.8	61.5	59.8
Avg. Dist. to Rail [m]	1.8	1.9	2.6	0.6	0.9	1.3	0.7	0.8	1.9	1.5
Avg. Stride Freq. [Hz]	2.3	2.1	2.0	2.0	2.0	2.0	2.0	2.1	2.1	2.1
Avg. Stride Length [m]	7.0	7.9	8.0	7.8	7.8	8.0	7.9	8.2	8.1	7.8



[] Ranking at each section and finish
 -:-:- No data available at this section
 NA No data available

Horse/Jockey Name	Secret Fenkel/Boris Thornton
Finish Rank	2
Fastest Section Time (Section)	0:11.94 (600-400)
Top Speed [km/h] (Section)	65.0 (2070 - 1800)
Race State	Finished



Doomben QLD --Professional-2026-06-24

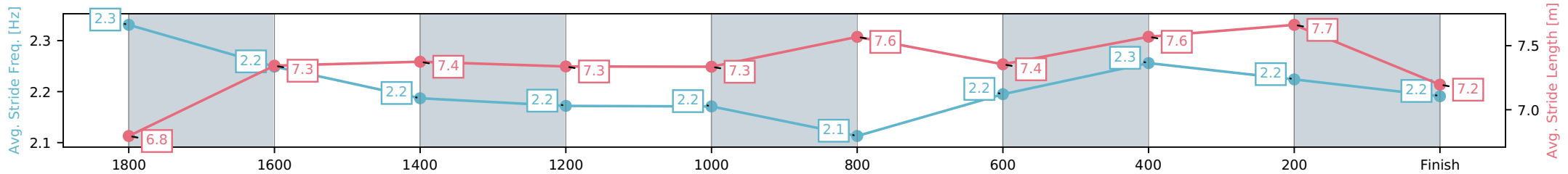
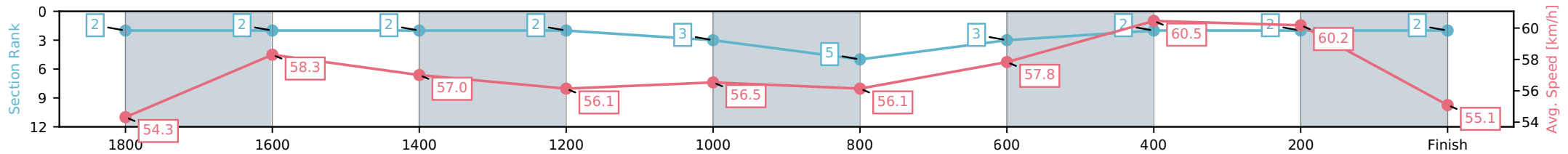
Race 2: Country Music Raceday on Sale Now Maiden Plate - 2070m

24 June 2026 - 1:09PM



Track Rating: Soft 6, Weather: Fine, Rail Position: +11m Entire Circuit

Section	L2070	L1800	L1600	L1400	L1200	L1000	L800	L600	L400	L200
Section Times	2:11.26 (0:18.30)	1:52.96 [2] (0:12.26)	1:40.70 [2] (0:12.60)	1:28.10 [2] (0:12.87)	1:15.24 [2] (0:12.74)	1:02.49 [3] (0:12.92)	0:49.58 [5] (0:12.60)	0:36.97 [3] (0:11.94)	0:25.03 [2] (0:11.96)	0:13.07 [2] (0:13.07)
Average Speed [km/h]	54.3	58.3	57.0	56.1	56.5	56.1	57.8	60.5	60.2	55.1
Top Speed [km/h]	65.0	59.9	58.3	57.8	57.6	58.2	61.0	61.5	61.7	58.0
Avg. Dist. to Rail [m]	0.6	1.0	0.6	0.6	1.1	2.0	2.5	0.7	0.9	0.6
Avg. Stride Freq. [Hz]	2.3	2.2	2.2	2.2	2.2	2.1	2.2	2.3	2.2	2.2
Avg. Stride Length [m]	6.8	7.3	7.4	7.3	7.3	7.6	7.4	7.6	7.7	7.2



[] Ranking at each section and finish
 -:-:- No data available at this section
 NA No data available

Horse/Jockey Name	Hopeful Cause/Brandon Lerena
Finish Rank	3
Fastest Section Time (Section)	0:12.06 (400-200)
Top Speed [km/h] (Section)	64.2 (2070 - 1800)
Race State	Finished



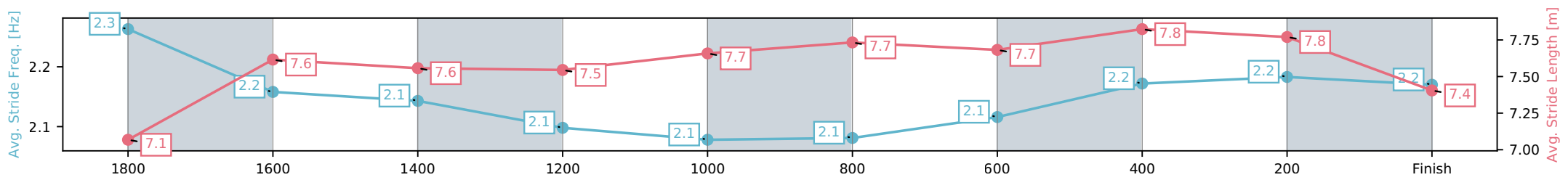
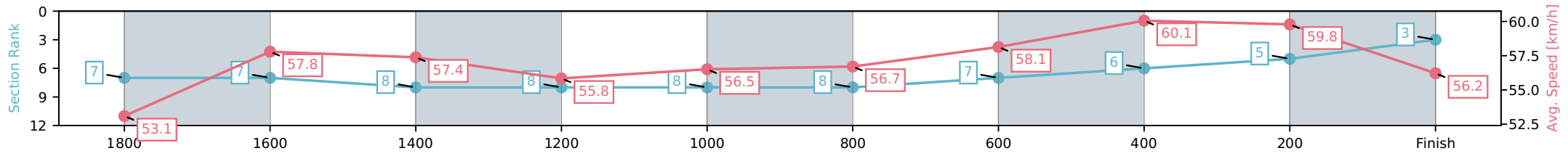
Doomben QLD --Professional-2026-06-24
 Race 2: Country Music Raceday on Sale Now Maiden Plate - 2070m



24 June 2026 - 1:09PM

Track Rating: Soft 6, Weather: Fine, Rail Position: +11m Entire Circuit

Section	L2070	L1800	L1600	L1400	L1200	L1000	L800	L600	L400	L200
Section Times	2:11.48 (0:18.72)	1:52.76 [7] (0:12.40)	1:40.37 [7] (0:12.52)	1:27.85 [8] (0:12.97)	1:14.88 [8] (0:12.74)	1:02.14 [8] (0:12.73)	0:49.41 [8] (0:12.49)	0:36.92 [7] (0:12.08)	0:24.84 [6] (0:12.06)	0:12.78 [5] (0:12.78)
Average Speed [km/h]	53.1	57.8	57.4	55.8	56.5	56.7	58.1	60.1	59.8	56.2
Top Speed [km/h]	64.2	59.4	59.2	57.5	57.4	58.9	60.4	60.9	60.6	58.3
Avg. Dist. to Rail [m]	2.5	0.9	0.7	1.2	1.8	1.3	1.8	1.3	2.3	3.8
Avg. Stride Freq. [Hz]	2.3	2.2	2.1	2.1	2.1	2.1	2.1	2.2	2.2	2.2
Avg. Stride Length [m]	7.1	7.6	7.6	7.5	7.7	7.7	7.7	7.8	7.8	7.4



[] Ranking at each section and finish
 -:-:- No data available at this section
 NA No data available

Horse/Jockey Name	Ship Happens/Fred Larson
Finish Rank	4
Fastest Section Time (Section)	0:11.98 (600-400)
Top Speed [km/h] (Section)	63.7 (2070 - 1800)
Race State	Finished



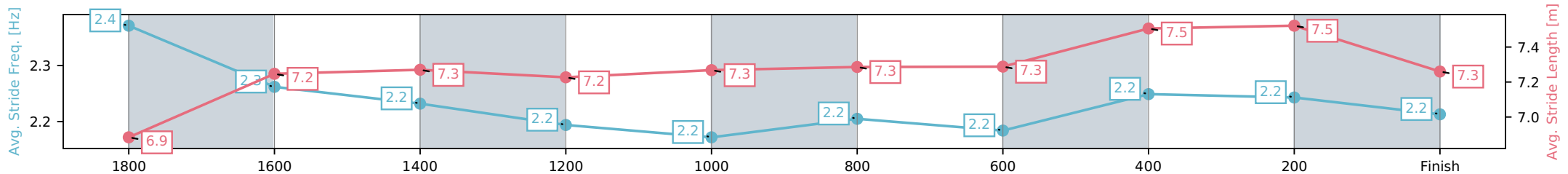
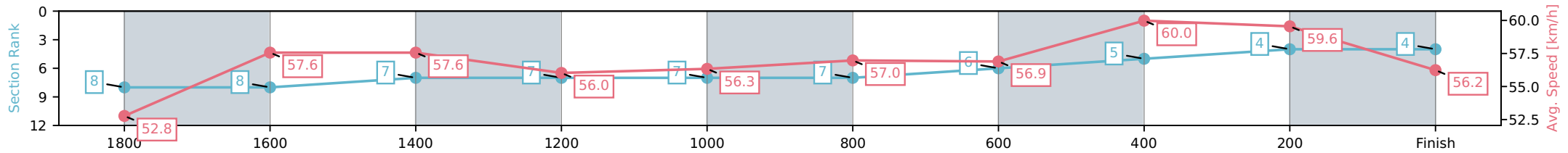
Doomben QLD --Professional-2026-06-24
 Race 2: Country Music Raceday on Sale Now Maiden Plate - 2070m



24 June 2026 - 1:09PM

Track Rating: Soft 6, Weather: Fine, Rail Position: +11m Entire Circuit

Section	L2070	L1800	L1600	L1400	L1200	L1000	L800	L600	L400	L200
Section Times	2:11.54 (0:18.83)	1:52.71 [8] (0:12.29)	1:40.42 [8] (0:12.41)	1:28.01 [7] (0:12.89)	1:15.12 [7] (0:12.76)	1:02.36 [7] (0:12.67)	0:49.69 [7] (0:12.67)	0:37.02 [6] (0:11.98)	0:25.04 [5] (0:12.09)	0:12.95 [4] (0:12.95)
Average Speed [km/h]	52.8	57.6	57.6	56.0	56.3	57.0	56.9	60.0	59.6	56.2
Top Speed [km/h]	63.7	60.1	59.2	57.3	57.7	57.7	59.1	61.0	61.1	58.5
Avg. Dist. to Rail [m]	1.8	2.7	1.6	0.4	0.9	0.7	0.3	0.4	0.4	0.7
Avg. Stride Freq. [Hz]	2.4	2.3	2.2	2.2	2.2	2.2	2.2	2.2	2.2	2.2
Avg. Stride Length [m]	6.9	7.2	7.3	7.2	7.3	7.3	7.3	7.5	7.5	7.3



- [] Ranking at each section and finish
- :-:- No data available at this section
- NA No data available

Horse/Jockey Name	Future Hero/Corey Sutherland
Finish Rank	5
Fastest Section Time (Section)	0:11.97 (600-400)
Top Speed [km/h] (Section)	62.6 (2070 - 1800)
Race State	Finished



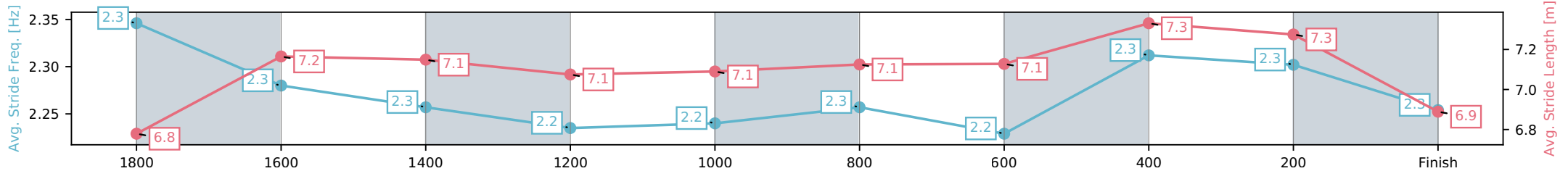
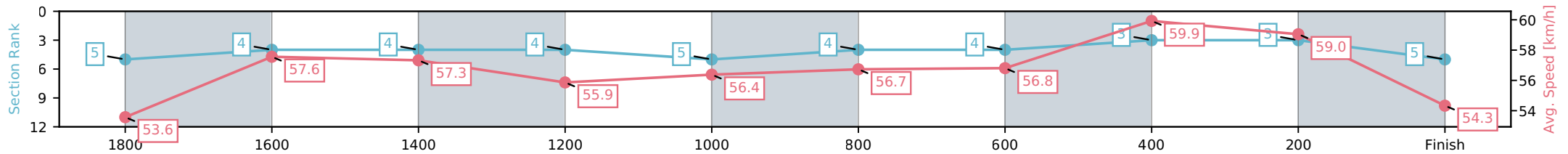
Doomben QLD --Professional-2026-06-24
 Race 2: Country Music Raceday on Sale Now Maiden Plate - 2070m



24 June 2026 - 1:09PM

Track Rating: Soft 6, Weather: Fine, Rail Position: +11m Entire Circuit

Section	L2070	L1800	L1600	L1400	L1200	L1000	L800	L600	L400	L200
Section Times	2:11.72 (0:18.56)	1:53.16 [5] (0:12.26)	1:40.90 [4] (0:12.46)	1:28.43 [4] (0:12.85)	1:15.59 [4] (0:12.77)	1:02.82 [5] (0:12.73)	0:50.09 [4] (0:12.71)	0:37.38 [4] (0:11.97)	0:25.42 [3] (0:12.18)	0:13.23 [3] (0:13.23)
Average Speed [km/h]	53.6	57.6	57.3	55.9	56.4	56.7	56.8	59.9	59.0	54.3
Top Speed [km/h]	62.6	60.1	58.1	57.2	57.5	57.7	60.4	60.7	60.5	57.7
Avg. Dist. to Rail [m]	2.0	2.9	2.2	0.6	0.3	0.5	0.5	0.5	1.5	3.3
Avg. Stride Freq. [Hz]	2.3	2.3	2.3	2.2	2.2	2.3	2.2	2.3	2.3	2.3
Avg. Stride Length [m]	6.8	7.2	7.1	7.1	7.1	7.1	7.1	7.1	7.3	6.9



[] Ranking at each section and finish
 -:-:- No data available at this section
 NA No data available

Horse/Jockey Name	Clench/Cejay Graham
Finish Rank	6
Fastest Section Time (Section)	0:11.98 (400-200)
Top Speed [km/h] (Section)	62.4 (2070 - 1800)
Race State	Finished



Doomben QLD --Professional-2026-06-24

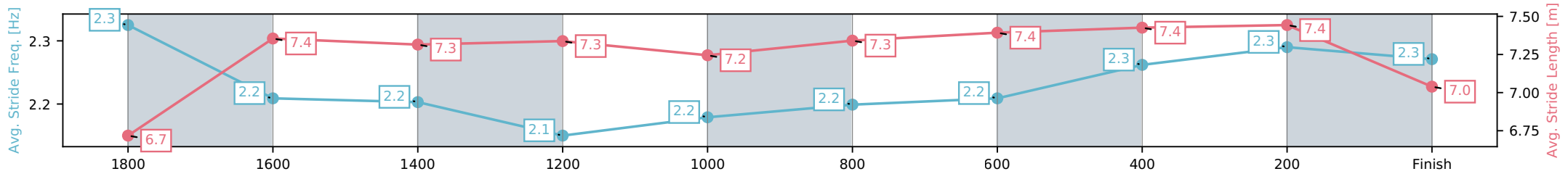
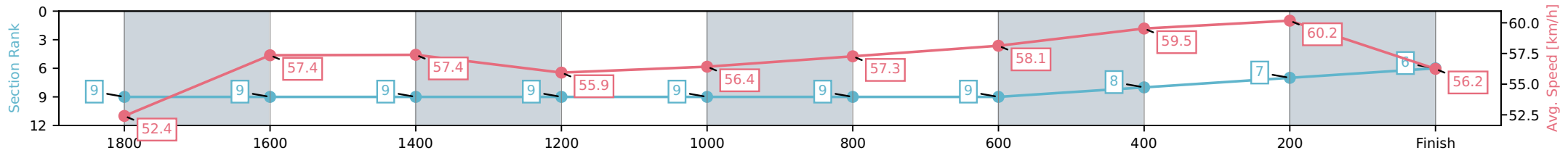
Race 2: Country Music Raceday on Sale Now Maiden Plate - 2070m

24 June 2026 - 1:09PM

Track Rating: Soft 6, Weather: Fine, Rail Position: +11m Entire Circuit



Section	L2070	L1800	L1600	L1400	L1200	L1000	L800	L600	L400	L200
Section Times	2:11.77 (0:18.96)	1:52.81 [9] (0:12.43)	1:40.38 [9] (0:12.46)	1:27.92 [9] (0:12.98)	1:14.94 [9] (0:12.76)	1:02.17 [9] (0:12.64)	0:49.54 [9] (0:12.49)	0:37.04 [9] (0:12.18)	0:24.86 [8] (0:11.98)	0:12.88 [7] (0:12.88)
Average Speed [km/h]	52.4	57.4	57.4	55.9	56.4	57.3	58.1	59.5	60.2	56.2
Top Speed [km/h]	62.4	60.3	58.3	56.9	57.4	58.4	60.3	60.2	60.9	57.8
Avg. Dist. to Rail [m]	4.0	1.9	1.2	1.3	2.0	2.0	1.9	1.2	2.4	4.8
Avg. Stride Freq. [Hz]	2.3	2.2	2.2	2.1	2.2	2.2	2.2	2.3	2.3	2.3
Avg. Stride Length [m]	6.7	7.4	7.3	7.3	7.2	7.3	7.4	7.4	7.4	7.0



[] Ranking at each section and finish
 -:-:- No data available at this section
 NA No data available

Horse/Jockey Name	Ole Ali/Chelsea Baker
Finish Rank	7
Fastest Section Time (Section)	0:12.08 (400-200)
Top Speed [km/h] (Section)	64.5 (2070 - 1800)
Race State	Finished



Doomben QLD --Professional-2026-06-24

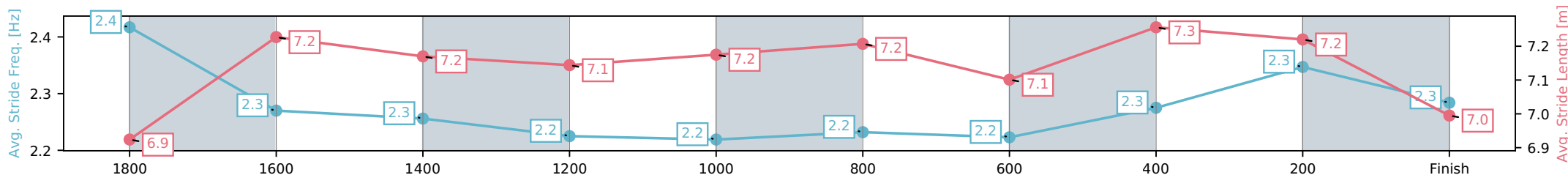
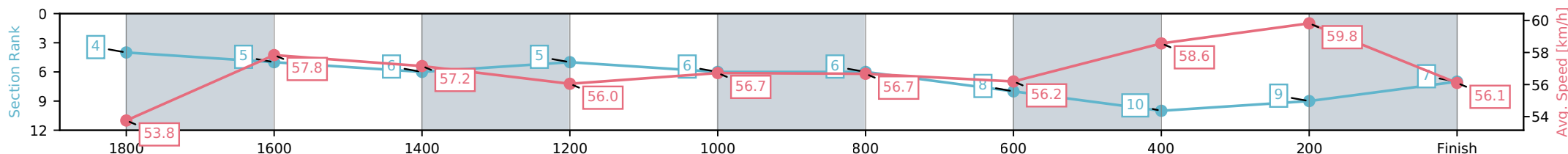
Race 2: Country Music Raceday on Sale Now Maiden Plate - 2070m

24 June 2026 - 1:09PM



Track Rating: Soft 6, Weather: Fine, Rail Position: +11m Entire Circuit

Section	L2070	L1800	L1600	L1400	L1200	L1000	L800	L600	L400	L200
Section Times	2:11.83 (0:18.50)	1:53.33 [4] (0:12.39)	1:40.94 [5] (0:12.56)	1:28.38 [6] (0:12.85)	1:15.53 [5] (0:12.71)	1:02.83 [6] (0:12.73)	0:50.10 [6] (0:12.89)	0:37.21 [8] (0:12.34)	0:24.87 [10] (0:12.08)	0:12.78 [9] (0:12.78)
Average Speed [km/h]	53.8	57.8	57.2	56.0	56.7	56.7	56.2	58.6	59.8	56.1
Top Speed [km/h]	64.5	60.9	58.2	57.9	58.2	58.4	59.1	59.5	61.2	57.9
Avg. Dist. to Rail [m]	0.7	0.7	0.5	0.3	1.6	1.0	0.9	0.9	2.7	2.5
Avg. Stride Freq. [Hz]	2.4	2.3	2.3	2.2	2.2	2.2	2.2	2.3	2.3	2.3
Avg. Stride Length [m]	6.9	7.2	7.2	7.1	7.2	7.2	7.1	7.3	7.2	7.0



- [] Ranking at each section and finish
- :-:- No data available at this section
- NA No data available

Horse/Jockey Name	La Gracia/Jake Bayliss
Finish Rank	8
Fastest Section Time (Section)	0:12.08 (400-200)
Top Speed [km/h] (Section)	63.1 (2070 - 1800)
Race State	Finished



Doomben QLD --Professional-2026-06-24

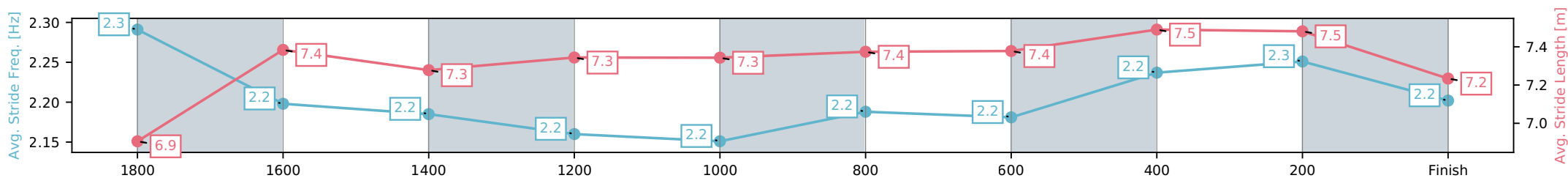
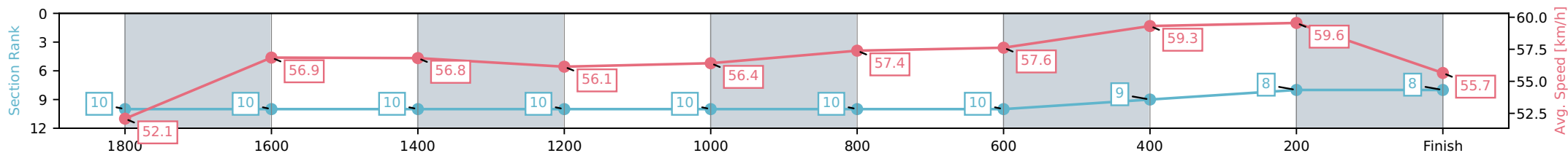
Race 2: Country Music Raceday on Sale Now Maiden Plate - 2070m

24 June 2026 - 1:09PM



Track Rating: Soft 6, Weather: Fine, Rail Position: +11m Entire Circuit

Section	L2070	L1800	L1600	L1400	L1200	L1000	L800	L600	L400	L200
Section Times	2:12.00 (0:19.10)	1:52.90 [10] (0:12.46)	1:40.45 [10] (0:12.57)	1:27.87 [10] (0:12.76)	1:15.11 [10] (0:12.78)	1:02.33 [10] (0:12.57)	0:49.76 [10] (0:12.53)	0:37.23 [10] (0:12.17)	0:25.06 [9] (0:12.08)	0:12.98 [8] (0:12.98)
Average Speed [km/h]	52.1	56.9	56.8	56.1	56.4	57.4	57.6	59.3	59.6	55.7
Top Speed [km/h]	63.1	59.9	57.6	57.3	57.4	58.2	59.5	59.8	60.4	57.9
Avg. Dist. to Rail [m]	4.2	2.6	2.0	0.7	0.3	0.4	0.9	0.6	0.5	1.0
Avg. Stride Freq. [Hz]	2.3	2.2	2.2	2.2	2.2	2.2	2.2	2.2	2.3	2.2
Avg. Stride Length [m]	6.9	7.4	7.3	7.3	7.3	7.4	7.4	7.5	7.5	7.2



[] Ranking at each section and finish
 -:-:- No data available at this section
 NA No data available

Horse/Jockey Name	Five Of Us/Georgina Cartwright
Finish Rank	9
Fastest Section Time (Section)	0:12.16 (600-400)
Top Speed [km/h] (Section)	63.0 (2070 - 1800)
Race State	Finished



Doomben QLD --Professional-2026-06-24

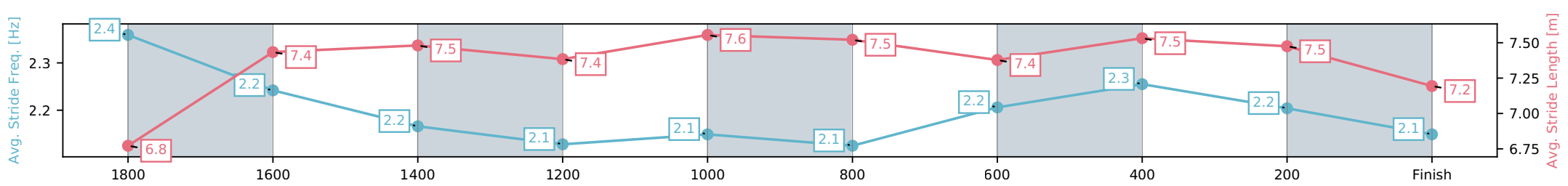
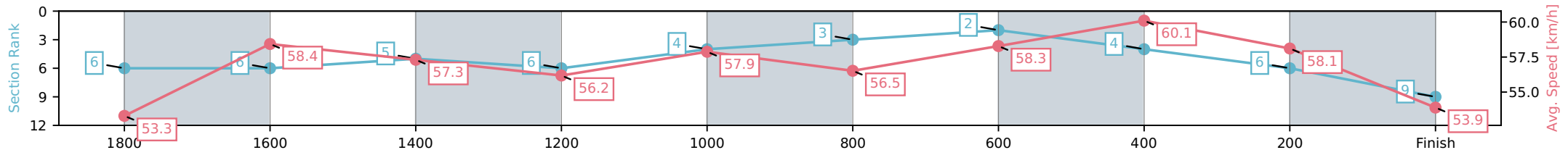
Race 2: Country Music Raceday on Sale Now Maiden Plate - 2070m

24 June 2026 - 1:09PM



Track Rating: Soft 6, Weather: Fine, Rail Position: +11m Entire Circuit

Section	L2070	L1800	L1600	L1400	L1200	L1000	L800	L600	L400	L200
Section Times	2:12.08 (0:18.67)	1:53.41 [6] (0:12.27)	1:41.14 [6] (0:12.49)	1:28.66 [5] (0:12.88)	1:15.77 [6] (0:12.46)	1:03.31 [4] (0:12.85)	0:50.46 [3] (0:12.56)	0:37.90 [2] (0:12.16)	0:25.75 [4] (0:12.42)	0:13.33 [6] (0:13.33)
Average Speed [km/h]	53.3	58.4	57.3	56.2	57.9	56.5	58.3	60.1	58.1	53.9
Top Speed [km/h]	63.0	61.9	58.5	57.0	58.6	58.4	60.1	60.9	59.6	56.3
Avg. Dist. to Rail [m]	4.6	1.0	1.2	1.2	2.3	2.7	3.7	2.4	1.6	2.3
Avg. Stride Freq. [Hz]	2.4	2.2	2.2	2.1	2.1	2.1	2.2	2.3	2.2	2.1
Avg. Stride Length [m]	6.8	7.4	7.5	7.4	7.6	7.5	7.4	7.5	7.5	7.2



[] Ranking at each section and finish
 -:-:- No data available at this section
 NA No data available

Horse/Jockey Name	Blue Poles/Robbie Dolan
Finish Rank	10
Fastest Section Time (Section)	0:12.22 (1800-1600)
Top Speed [km/h] (Section)	63.3 (2070 - 1800)
Race State	Finished



Doomben QLD --Professional-2026-06-24

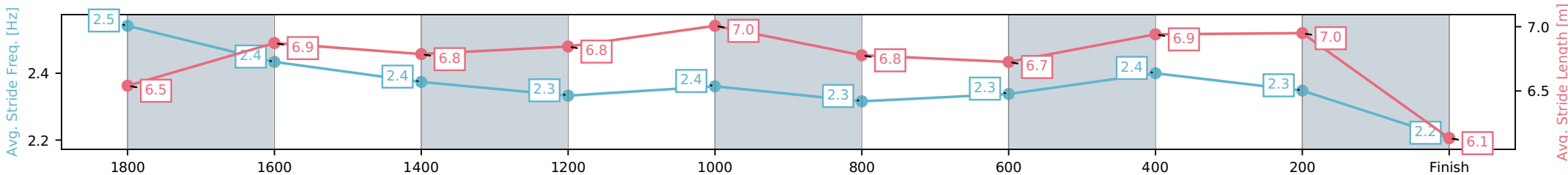
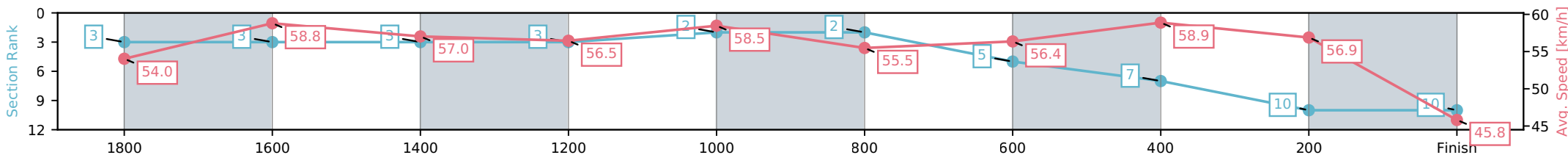
Race 2: Country Music Raceday on Sale Now Maiden Plate - 2070m

24 June 2026 - 1:09PM

Track Rating: Soft 6, Weather: Fine, Rail Position: +11m Entire Circuit



Section	L2070	L1800	L1600	L1400	L1200	L1000	L800	L600	L400	L200
Section Times	2:15.12 (0:18.41)	1:56.71 [3] (0:12.22)	1:44.49 [3] (0:12.61)	1:31.88 [3] (0:12.88)	1:19.00 [3] (0:12.30)	1:06.70 [2] (0:13.05)	0:53.65 [2] (0:12.87)	0:40.77 [5] (0:12.32)	0:28.45 [7] (0:12.69)	0:15.76 [10] (0:15.76)
Average Speed [km/h]	54.0	58.8	57.0	56.5	58.5	55.5	56.4	58.9	56.9	45.8
Top Speed [km/h]	63.3	62.5	58.2	57.1	59.3	57.0	58.7	59.6	58.8	53.6
Avg. Dist. to Rail [m]	4.1	0.5	0.6	1.7	2.7	1.7	1.5	1.5	2.3	2.0
Avg. Stride Freq. [Hz]	2.5	2.4	2.4	2.3	2.4	2.3	2.3	2.4	2.3	2.2
Avg. Stride Length [m]	6.5	6.9	6.8	6.8	7.0	6.8	6.7	6.9	7.0	6.1



- [] Ranking at each section and finish
- :-:- No data available at this section
- NA No data available

Horse/Jockey Name	Braveheart/Leah Martyn
Finish Rank	1
Fastest Section Time (Section)	0:10.94 (400-200)
Top Speed [km/h] (Section)	66.8 (400-200)
Race State	Finished



Doomben QLD --Professional-2026-06-24

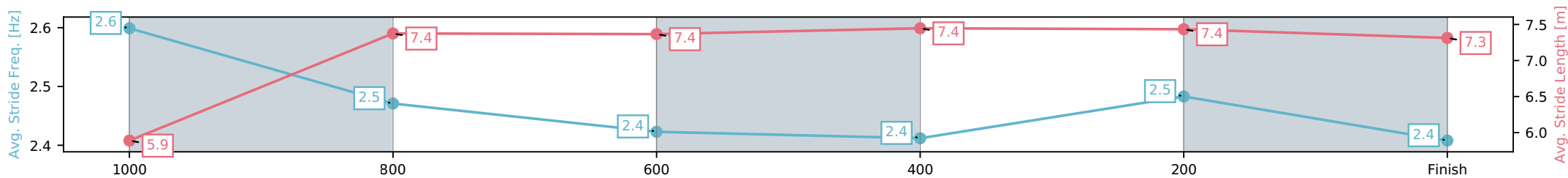
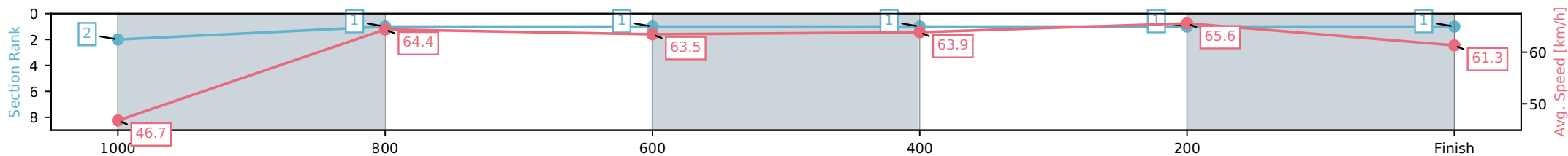
Race 3: Mark Hopsick Colts, Geldings and Entires Class 3
Handicap - 1110m

24 June 2026 - 1:44PM

Track Rating: Soft 6, Weather: Fine, Rail Position: +11m Entire Circuit



Section	L1110	L1000	L800	L600	L400	L200
Section Times	1:05.03 (0:08.64)	0:56.40 [2] (0:11.16)	0:45.23 [1] (0:11.31)	0:33.92 [1] (0:11.22)	0:22.70 [1] (0:10.94)	0:11.76 [1] (0:11.76)
Average Speed [km/h]	46.7	64.4	63.5	63.9	65.6	61.3
Top Speed [km/h]	64.4	65.5	64.0	64.5	66.8	65.0
Avg. Dist. to Rail [m]	1.0	0.2	0.6	0.8	1.1	1.3
Avg. Stride Freq. [Hz]	2.6	2.5	2.4	2.4	2.5	2.4
Avg. Stride Length [m]	5.9	7.4	7.4	7.4	7.4	7.3



- [] Ranking at each section and finish
- :-:- No data available at this section
- NA No data available

Horse/Jockey Name	Extreme Diamond/Ben Thompson
Finish Rank	2
Fastest Section Time (Section)	0:10.89 (400-200)
Top Speed [km/h] (Section)	67.2 (400-200)
Race State	Finished



Doomben QLD --Professional-2026-06-24

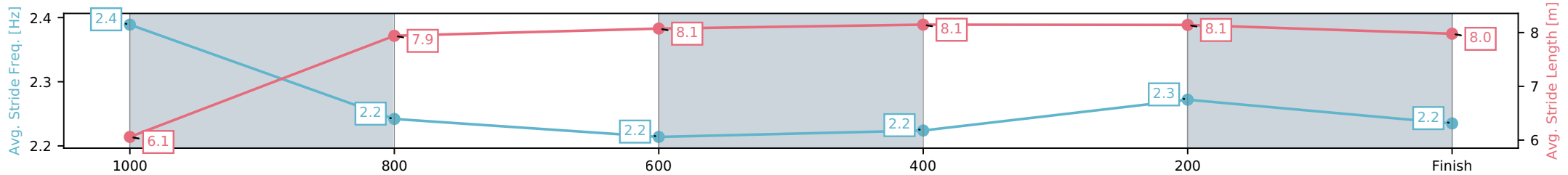
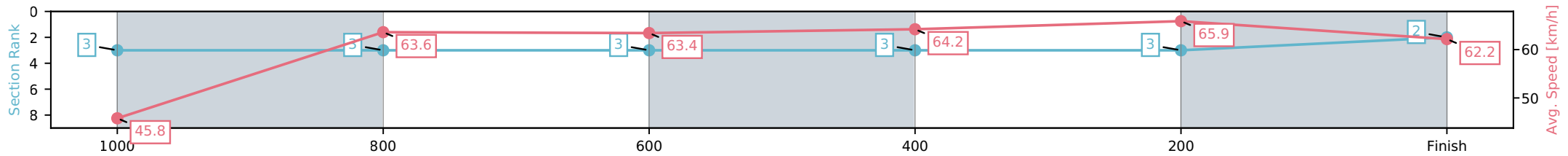
Race 3: Mark Hopsick Colts, Geldings and Entires Class 3
Handicap - 1110m

24 June 2026 - 1:44PM

Track Rating: Soft 6, Weather: Fine, Rail Position: +11m Entire Circuit



Section	L1110	L1000	L800	L600	L400	L200
Section Times	1:05.13 (0:08.77)	0:56.36 [3] (0:11.33)	0:45.03 [3] (0:11.37)	0:33.67 [3] (0:11.16)	0:22.50 [3] (0:10.89)	0:11.61 [3] (0:11.61)
Average Speed [km/h]	45.8	63.6	63.4	64.2	65.9	62.2
Top Speed [km/h]	61.1	64.1	64.6	64.8	67.2	65.6
Avg. Dist. to Rail [m]	3.5	0.3	0.2	0.6	1.1	1.4
Avg. Stride Freq. [Hz]	2.4	2.2	2.2	2.2	2.3	2.2
Avg. Stride Length [m]	6.1	7.9	8.1	8.1	8.1	8.0



- [] Ranking at each section and finish
- :-:- No data available at this section
- NA No data available

Horse/Jockey Name	Eagle's Fire/Nozi Tomizawa
Finish Rank	3
Fastest Section Time (Section)	0:10.99 (400-200)
Top Speed [km/h] (Section)	66.7 (400-200)
Race State	Finished



Doomben QLD --Professional-2026-06-24

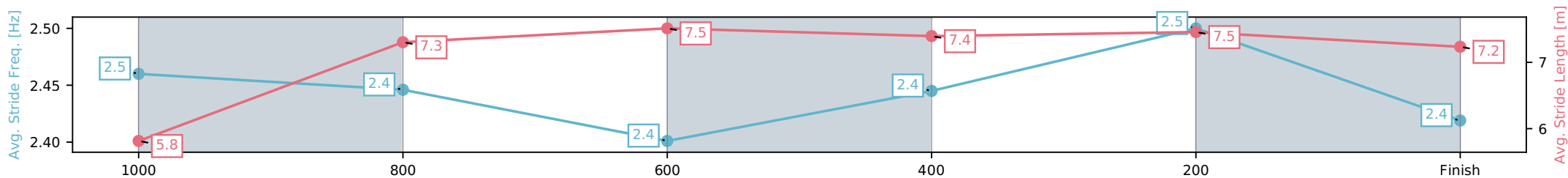
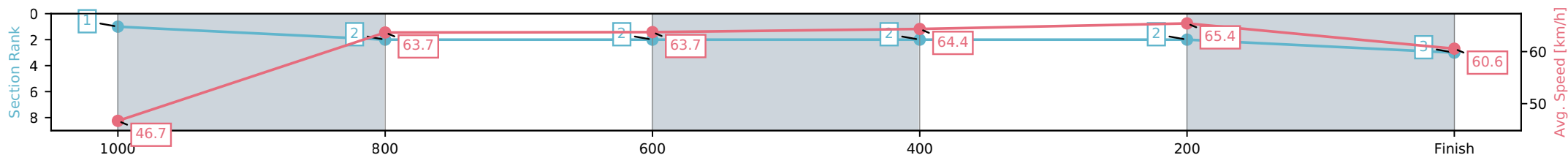
Race 3: Mark Hopsick Colts, Geldings and Entires Class 3
Handicap - 1110m

24 June 2026 - 1:44PM

Track Rating: Soft 6, Weather: Fine, Rail Position: +11m Entire Circuit



Section	L1110	L1000	L800	L600	L400	L200
Section Times	1:05.27 (0:08.60)	0:56.67 [1] (0:11.36)	0:45.32 [2] (0:11.29)	0:34.03 [2] (0:11.13)	0:22.90 [2] (0:10.99)	0:11.91 [2] (0:11.91)
Average Speed [km/h]	46.7	63.7	63.7	64.4	65.4	60.6
Top Speed [km/h]	62.3	64.4	64.3	65.0	66.7	64.8
Avg. Dist. to Rail [m]	2.5	1.0	0.1	0.6	0.4	0.3
Avg. Stride Freq. [Hz]	2.5	2.4	2.4	2.4	2.5	2.4
Avg. Stride Length [m]	5.8	7.3	7.5	7.4	7.5	7.2



- [] Ranking at each section and finish
- :-:- No data available at this section
- NA No data available

Horse/Jockey Name	Powder Man/Courtney Bellamy
Finish Rank	4
Fastest Section Time (Section)	0:10.97 (400-200)
Top Speed [km/h] (Section)	66.5 (400-200)
Race State	Finished



Doomben QLD --Professional-2026-06-24

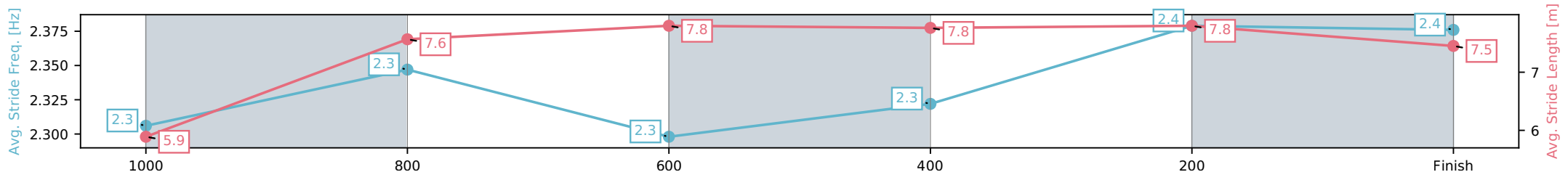
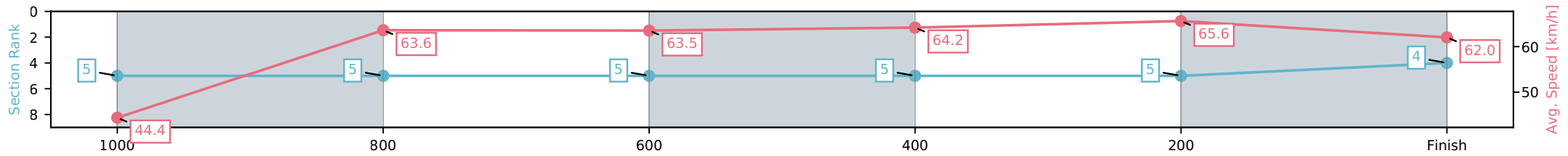
Race 3: Mark Hopsick Colts, Geldings and Entires Class 3
Handicap - 1110m

24 June 2026 - 1:44PM



Track Rating: Soft 6, Weather: Fine, Rail Position: +11m Entire Circuit

Section	L1110	L1000	L800	L600	L400	L200
Section Times	1:05.44 (0:09.07)	0:56.37 [5] (0:11.36)	0:45.01 [5] (0:11.32)	0:33.69 [5] (0:11.18)	0:22.51 [5] (0:10.97)	0:11.54 [5] (0:11.54)
Average Speed [km/h]	44.4	63.6	63.5	64.2	65.6	62.0
Top Speed [km/h]	61.2	64.3	64.1	65.3	66.5	63.7
Avg. Dist. to Rail [m]	3.6	0.9	0.2	0.4	1.7	4.0
Avg. Stride Freq. [Hz]	2.3	2.3	2.3	2.3	2.4	2.4
Avg. Stride Length [m]	5.9	7.6	7.8	7.8	7.8	7.5



[] Ranking at each section and finish
 -.-.- No data available at this section
 NA No data available

Horse/Jockey Name	Artful Persuasion/Ryan Maloney
Finish Rank	5
Fastest Section Time (Section)	0:10.92 (400-200)
Top Speed [km/h] (Section)	67.5 (400-200)
Race State	Finished



Doomben QLD --Professional-2026-06-24

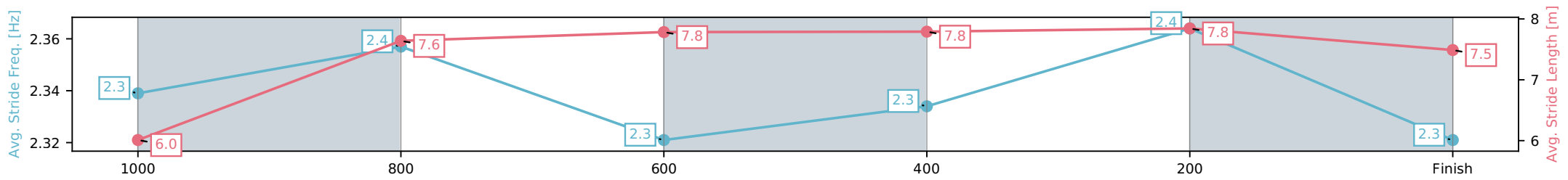
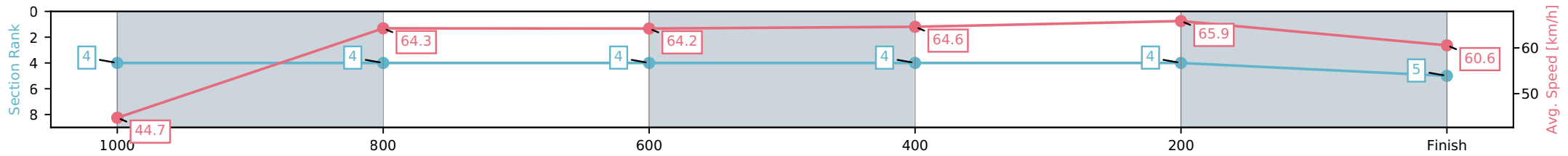
Race 3: Mark Hopsick Colts, Geldings and Entires Class 3
Handicap - 1110m

24 June 2026 - 1:44PM



Track Rating: Soft 6, Weather: Fine, Rail Position: +11m Entire Circuit

Section	L1110	L1000	L800	L600	L400	L200
Section Times	1:05.54 (0:09.03)	0:56.51 [4] (0:11.25)	0:45.26 [4] (0:11.27)	0:33.99 [4] (0:11.19)	0:22.79 [4] (0:10.92)	0:11.87 [4] (0:11.87)
Average Speed [km/h]	44.7	64.3	64.2	64.6	65.9	60.6
Top Speed [km/h]	61.7	65.6	64.8	65.5	67.5	63.9
Avg. Dist. to Rail [m]	4.7	1.2	1.4	0.9	0.8	1.2
Avg. Stride Freq. [Hz]	2.3	2.4	2.3	2.3	2.4	2.3
Avg. Stride Length [m]	6.0	7.6	7.8	7.8	7.8	7.5



[] Ranking at each section and finish
 -:-:- No data available at this section
 NA No data available

Horse/Jockey Name	Throw It Back/Taylor Marshall
Finish Rank	6
Fastest Section Time (Section)	0:11.09 (400-200)
Top Speed [km/h] (Section)	65.4 (400-200)
Race State	Finished



Doomben QLD --Professional-2026-06-24

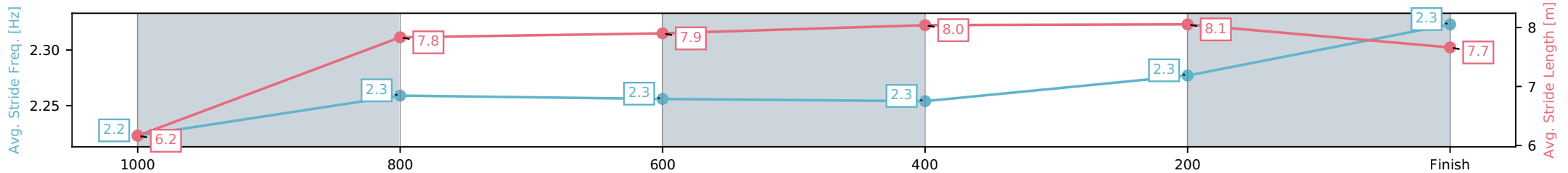
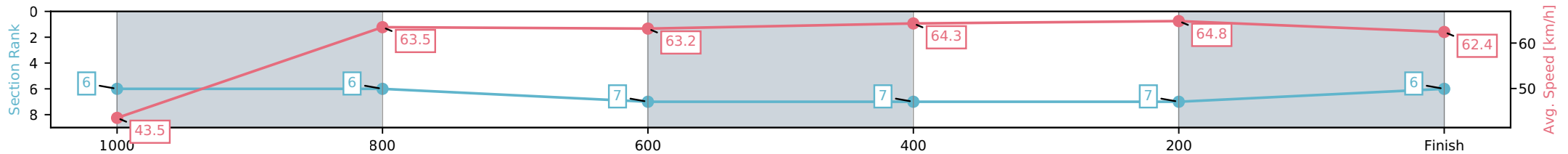
Race 3: Mark Hopsick Colts, Geldings and Entires Class 3
Handicap - 1110m

24 June 2026 - 1:44PM



Track Rating: Soft 6, Weather: Fine, Rail Position: +11m Entire Circuit

Section	L1110	L1000	L800	L600	L400	L200
Section Times	1:05.72 (0:09.26)	0:56.46 [6] (0:11.35)	0:45.10 [6] (0:11.39)	0:33.71 [7] (0:11.15)	0:22.56 [7] (0:11.09)	0:11.46 [7] (0:11.46)
Average Speed [km/h]	43.5	63.5	63.2	64.3	64.8	62.4
Top Speed [km/h]	59.3	65.0	64.6	64.5	65.4	64.6
Avg. Dist. to Rail [m]	4.2	0.8	0.2	0.7	1.2	0.6
Avg. Stride Freq. [Hz]	2.2	2.3	2.3	2.3	2.3	2.3
Avg. Stride Length [m]	6.2	7.8	7.9	8.0	8.1	7.7



- [] Ranking at each section and finish
- :-:- No data available at this section
- NA No data available

Horse/Jockey Name	Thankyou Henry/Boris Thornton
Finish Rank	7
Fastest Section Time (Section)	0:11.02 (400-200)
Top Speed [km/h] (Section)	65.9 (400-200)
Race State	Finished



Doomben QLD --Professional-2026-06-24

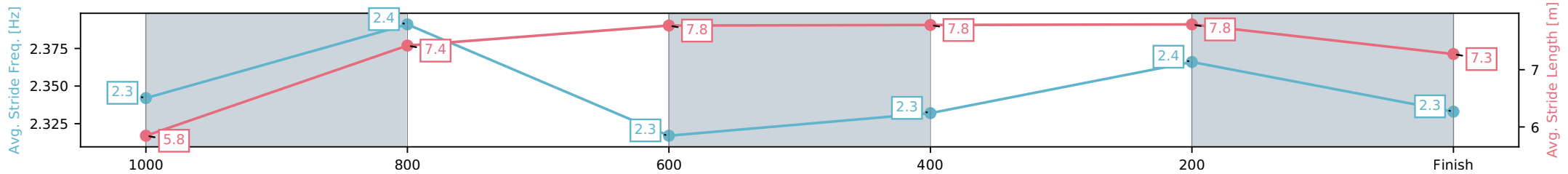
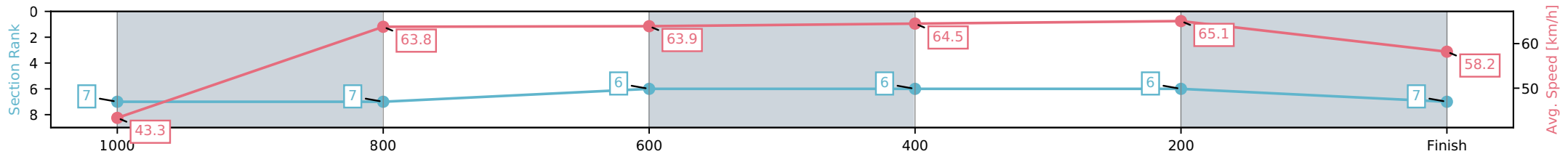
Race 3: Mark Hopsick Colts, Geldings and Entires Class 3
Handicap - 1110m

24 June 2026 - 1:44PM



Track Rating: Soft 6, Weather: Fine, Rail Position: +11m Entire Circuit

Section	L1110	L1000	L800	L600	L400	L200
Section Times	1:06.31 (0:09.33)	0:56.98 [7] (0:11.33)	0:45.65 [7] (0:11.26)	0:34.39 [6] (0:11.08)	0:23.31 [6] (0:11.02)	0:12.29 [6] (0:12.29)
Average Speed [km/h]	43.3	63.8	63.9	64.5	65.1	58.2
Top Speed [km/h]	59.1	65.3	64.9	65.2	65.9	62.5
Avg. Dist. to Rail [m]	6.4	1.4	0.5	1.4	1.6	3.3
Avg. Stride Freq. [Hz]	2.3	2.4	2.3	2.3	2.4	2.3
Avg. Stride Length [m]	5.8	7.4	7.8	7.8	7.8	7.3



[] Ranking at each section and finish
 -:-:- No data available at this section
 NA No data available

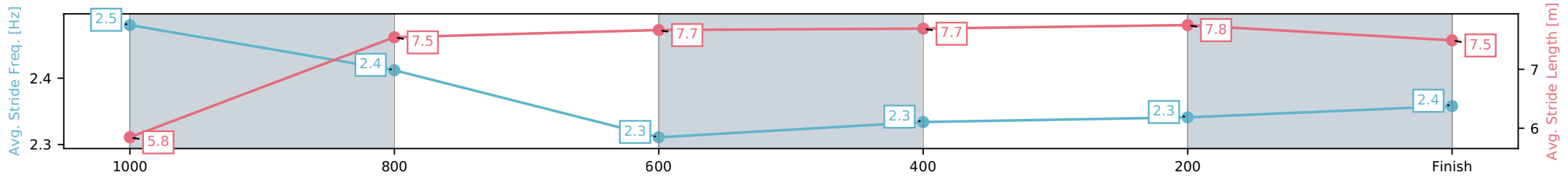
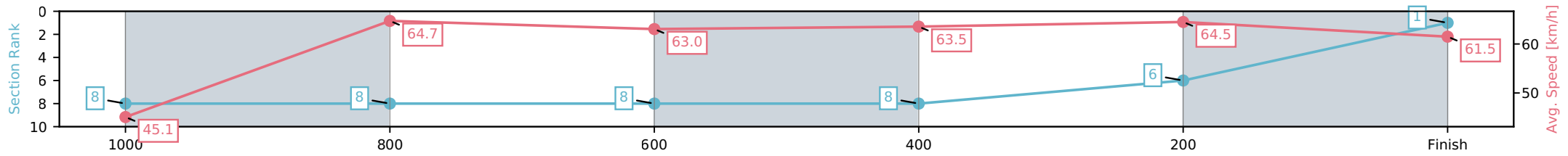
Horse/Jockey Name	Galpin/Kyle Wilson-Taylor
Finish Rank	1
Fastest Section Time (Section)	0:11.07 (400-200)
Top Speed [km/h] (Section)	66.2 (1000-800)
Race State	Finished



Doomben QLD --Professional-2026-06-24
 Race 4: DRINKWISE Fillies and Mares Class 3 Handicap - 1110m
 24 June 2026 - 2:19PM
 Track Rating: Soft 6, Weather: Fine, Rail Position: +11m Entire Circuit



Section	L1110	L1000	L800	L600	L400	L200
Section Times	1:05.33 (0:08.91)	0:56.42 [8] (0:11.10)	0:45.32 [8] (0:11.32)	0:34.00 [8] (0:11.18)	0:22.82 [8] (0:11.07)	0:11.75 [6] (0:11.75)
Average Speed [km/h]	45.1	64.7	63.0	63.5	64.5	61.5
Top Speed [km/h]	65.0	66.2	64.1	65.2	65.7	63.7
Avg. Dist. to Rail [m]	2.8	0.7	1.9	2.3	3.7	3.5
Avg. Stride Freq. [Hz]	2.5	2.4	2.3	2.3	2.3	2.4
Avg. Stride Length [m]	5.8	7.5	7.7	7.7	7.8	7.5



[] Ranking at each section and finish
 -:-:- No data available at this section
 NA No data available

Horse/Jockey Name	Hey Daisy/Danny Peisley
Finish Rank	2
Fastest Section Time (Section)	0:11.01 (1000-800)
Top Speed [km/h] (Section)	66.7 (1000-800)
Race State	Finished



Doomben QLD --Professional-2026-06-24

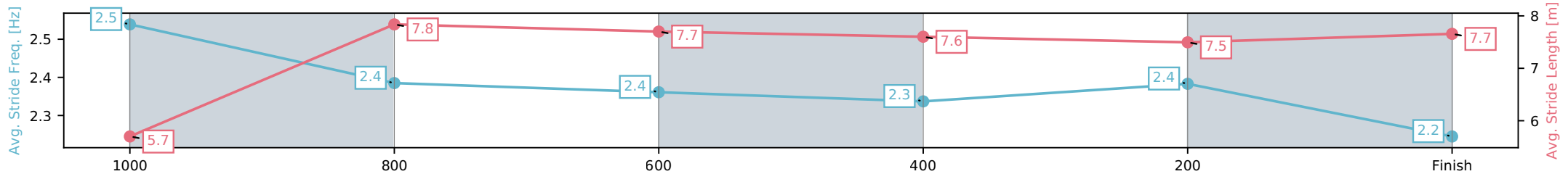
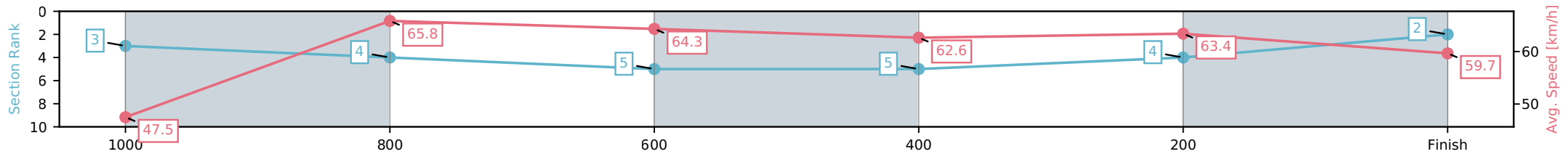
Race 4: DRINKWISE Fillies and Mares Class 3 Handicap - 1110m

24 June 2026 - 2:19PM

Track Rating: Soft 6, Weather: Fine, Rail Position: +11m Entire Circuit



Section	L1110	L1000	L800	L600	L400	L200
Section Times	1:05.48 (0:08.46)	0:57.02 [3] (0:11.01)	0:46.02 [4] (0:11.24)	0:34.78 [5] (0:11.46)	0:23.32 [5] (0:11.34)	0:11.98 [4] (0:11.98)
Average Speed [km/h]	47.5	65.8	64.3	62.6	63.4	59.7
Top Speed [km/h]	64.6	66.7	64.9	63.4	64.7	62.9
Avg. Dist. to Rail [m]	1.7	1.9	0.9	0.5	0.7	0.8
Avg. Stride Freq. [Hz]	2.5	2.4	2.4	2.3	2.4	2.2
Avg. Stride Length [m]	5.7	7.8	7.7	7.6	7.5	7.7



- [] Ranking at each section and finish
- :-:- No data available at this section
- NA No data available

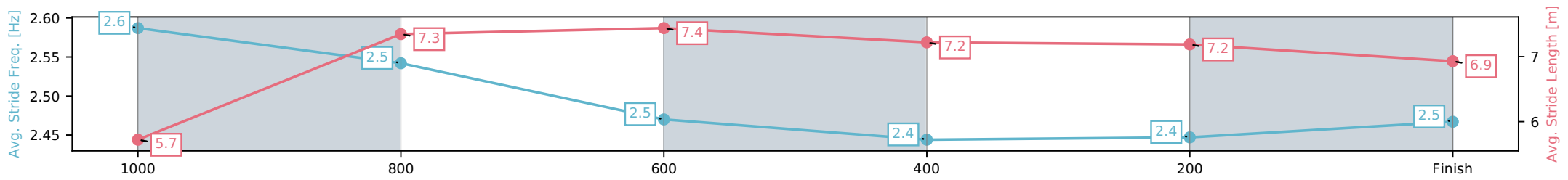
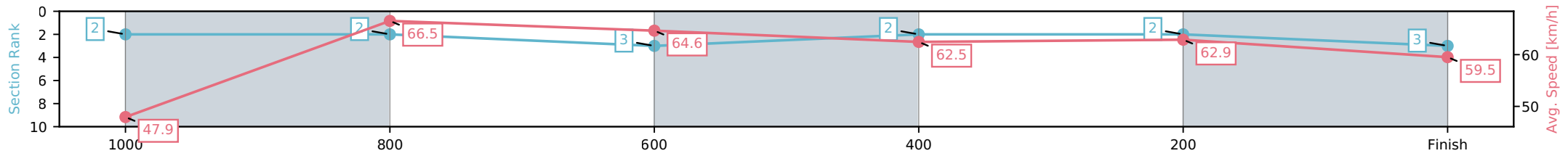
Horse/Jockey Name	Esprit Du Jour/Ben Thompson
Finish Rank	3
Fastest Section Time (Section)	0:10.90 (1000-800)
Top Speed [km/h] (Section)	67.4 (1000-800)
Race State	Finished



Doomben QLD --Professional-2026-06-24
 Race 4: DRINKWISE Fillies and Mares Class 3 Handicap - 1110m
 24 June 2026 - 2:19PM
 Track Rating: Soft 6, Weather: Fine, Rail Position: +11m Entire Circuit



Section	L1110	L1000	L800	L600	L400	L200
Section Times	1:05.49 (0:08.37)	0:57.12 [2] (0:10.90)	0:46.22 [2] (0:11.24)	0:34.98 [3] (0:11.53)	0:23.45 [2] (0:11.39)	0:12.06 [2] (0:12.06)
Average Speed [km/h]	47.9	66.5	64.6	62.5	62.9	59.5
Top Speed [km/h]	64.5	67.4	66.3	64.2	64.5	62.7
Avg. Dist. to Rail [m]	4.1	2.5	2.0	1.2	2.1	0.5
Avg. Stride Freq. [Hz]	2.6	2.5	2.5	2.4	2.4	2.5
Avg. Stride Length [m]	5.7	7.3	7.4	7.2	7.2	6.9



[] Ranking at each section and finish
 -.-.- No data available at this section
 NA No data available

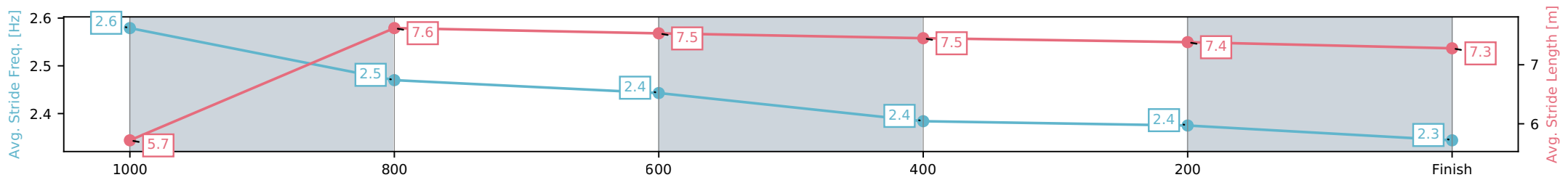
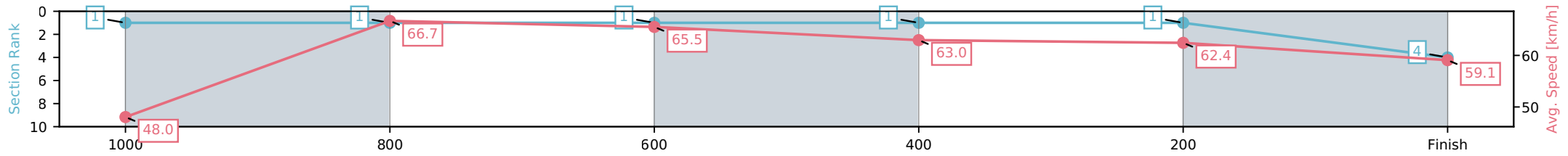
Horse/Jockey Name	Odessa/Daniel Moor
Finish Rank	4
Fastest Section Time (Section)	0:10.82 (1000-800)
Top Speed [km/h] (Section)	67.4 (1000-800)
Race State	Finished



Doomben QLD --Professional-2026-06-24
 Race 4: DRINKWISE Fillies and Mares Class 3 Handicap - 1110m
 24 June 2026 - 2:19PM
 Track Rating: Soft 6, Weather: Fine, Rail Position: +11m Entire Circuit



Section	L1110	L1000	L800	L600	L400	L200
Section Times	1:05.50 (0:08.32)	0:57.18 [1] (0:10.82)	0:46.36 [1] (0:11.12)	0:35.24 [1] (0:11.55)	0:23.68 [1] (0:11.51)	0:12.17 [1] (0:12.17)
Average Speed [km/h]	48.0	66.7	65.5	63.0	62.4	59.1
Top Speed [km/h]	64.9	67.4	66.6	65.0	63.7	62.2
Avg. Dist. to Rail [m]	2.8	1.3	2.4	1.8	0.5	1.0
Avg. Stride Freq. [Hz]	2.6	2.5	2.4	2.4	2.4	2.3
Avg. Stride Length [m]	5.7	7.6	7.5	7.5	7.4	7.3



[] Ranking at each section and finish
 -:-:- No data available at this section
 NA No data available

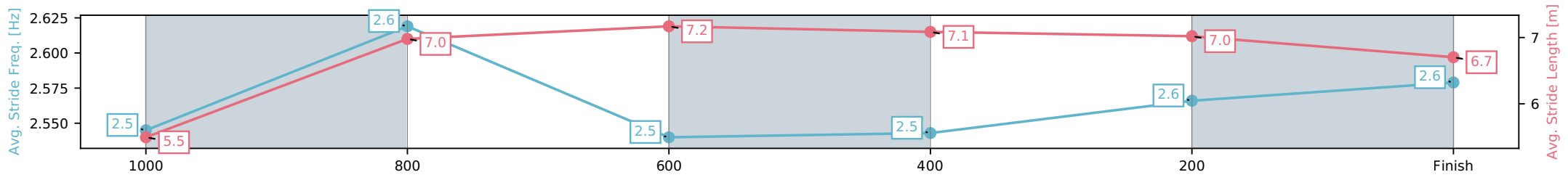
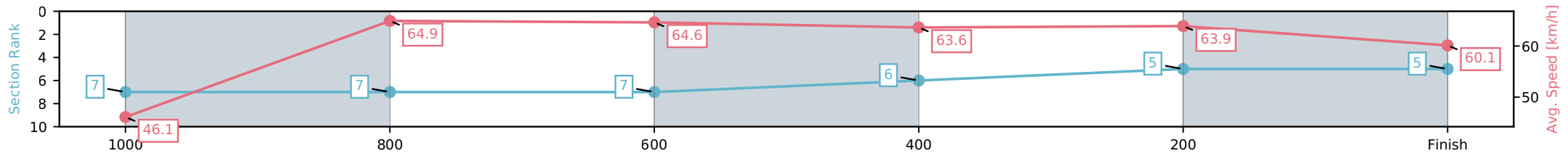
Horse/Jockey Name	Prucia/Jake Bayliss
Finish Rank	5
Fastest Section Time (Section)	0:11.11 (1000-800)
Top Speed [km/h] (Section)	65.9 (800-600)
Race State	Finished



Doomben QLD --Professional-2026-06-24
 Race 4: DRINKWISE Fillies and Mares Class 3 Handicap - 1110m
 24 June 2026 - 2:19PM
 Track Rating: Soft 6, Weather: Fine, Rail Position: +11m Entire Circuit



Section	L1110	L1000	L800	L600	L400	L200
Section Times	1:05.59 (0:08.73)	0:56.86 [7] (0:11.11)	0:45.75 [7] (0:11.14)	0:34.62 [7] (0:11.29)	0:23.32 [6] (0:11.25)	0:12.07 [5] (0:12.07)
Average Speed [km/h]	46.1	64.9	64.6	63.6	63.9	60.1
Top Speed [km/h]	63.4	65.7	65.9	65.1	64.7	63.5
Avg. Dist. to Rail [m]	4.3	0.7	0.2	0.4	1.2	3.7
Avg. Stride Freq. [Hz]	2.5	2.6	2.5	2.5	2.6	2.6
Avg. Stride Length [m]	5.5	7.0	7.2	7.1	7.0	6.7



[] Ranking at each section and finish
 -.-.- No data available at this section
 NA No data available

Horse/Jockey Name	Nepravda/Leah Martyn
Finish Rank	6
Fastest Section Time (Section)	0:10.93 (1000-800)
Top Speed [km/h] (Section)	67.4 (1000-800)
Race State	Finished



Doomben QLD --Professional-2026-06-24

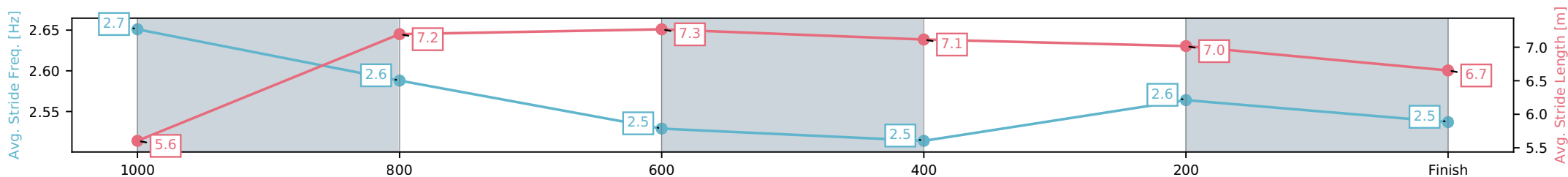
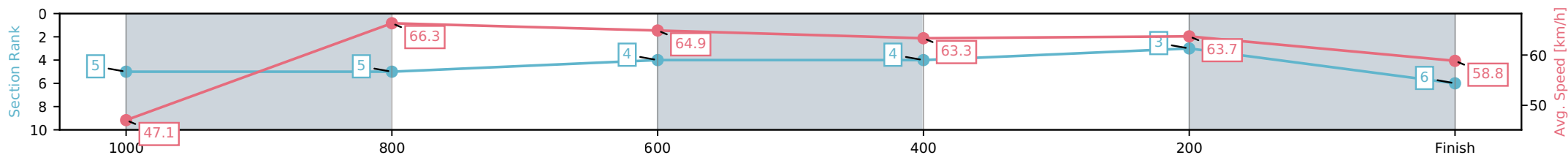
Race 4: DRINKWISE Fillies and Mares Class 3 Handicap - 1110m

24 June 2026 - 2:19PM

Track Rating: Soft 6, Weather: Fine, Rail Position: +11m Entire Circuit



Section	L1110	L1000	L800	L600	L400	L200
Section Times	1:05.65 (0:08.54)	0:57.10 [5] (0:10.93)	0:46.18 [5] (0:11.21)	0:34.97 [4] (0:11.48)	0:23.49 [4] (0:11.32)	0:12.18 [3] (0:12.18)
Average Speed [km/h]	47.1	66.3	64.9	63.3	63.7	58.8
Top Speed [km/h]	65.1	67.4	66.1	64.6	65.8	63.3
Avg. Dist. to Rail [m]	2.7	2.3	1.9	1.9	1.5	3.5
Avg. Stride Freq. [Hz]	2.7	2.6	2.5	2.5	2.6	2.5
Avg. Stride Length [m]	5.6	7.2	7.3	7.1	7.0	6.7



- [] Ranking at each section and finish
- :-:- No data available at this section
- NA No data available

Horse/Jockey Name	Hurricane Lu/Michael Rodd
Finish Rank	7
Fastest Section Time (Section)	0:11.14 (1000-800)
Top Speed [km/h] (Section)	66.5 (1000-800)
Race State	Finished



Doomben QLD --Professional-2026-06-24

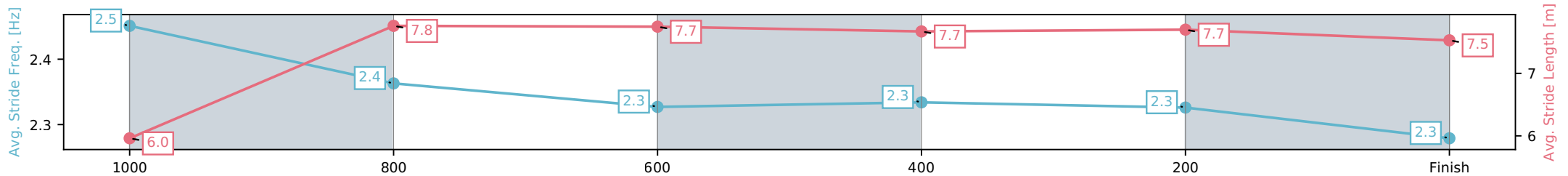
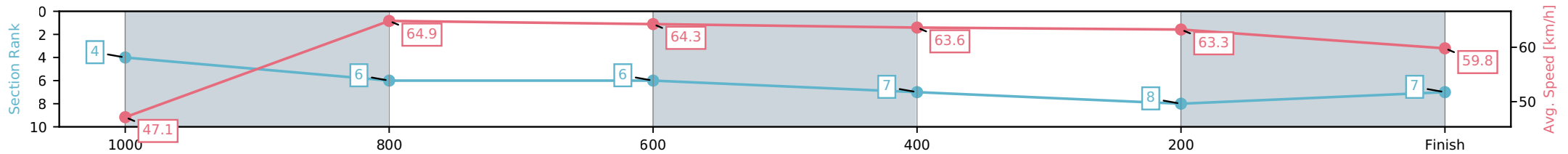
Race 4: DRINKWISE Fillies and Mares Class 3 Handicap - 1110m

24 June 2026 - 2:19PM



Track Rating: Soft 6, Weather: Fine, Rail Position: +11m Entire Circuit

Section	L1110	L1000	L800	L600	L400	L200
Section Times	1:05.71 (0:08.49)	0:57.22 [4] (0:11.14)	0:46.08 [6] (0:11.33)	0:34.75 [6] (0:11.44)	0:23.31 [7] (0:11.36)	0:11.96 [8] (0:11.96)
Average Speed [km/h]	47.1	64.9	64.3	63.6	63.3	59.8
Top Speed [km/h]	63.9	66.5	64.7	65.0	64.4	63.8
Avg. Dist. to Rail [m]	0.4	0.6	2.6	1.9	0.3	0.4
Avg. Stride Freq. [Hz]	2.5	2.4	2.3	2.3	2.3	2.3
Avg. Stride Length [m]	6.0	7.8	7.7	7.7	7.7	7.5



- [] Ranking at each section and finish
- :-:- No data available at this section
- NA No data available

Horse/Jockey Name	Overfull/Chelsea Baker
Finish Rank	8
Fastest Section Time (Section)	0:10.75 (1000-800)
Top Speed [km/h] (Section)	68.9 (1000-800)
Race State	Finished



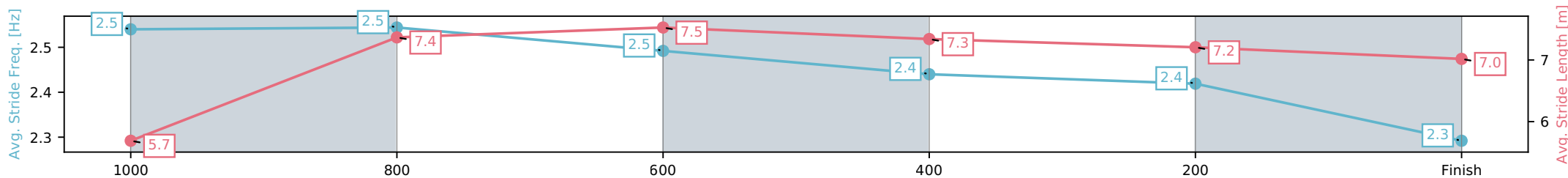
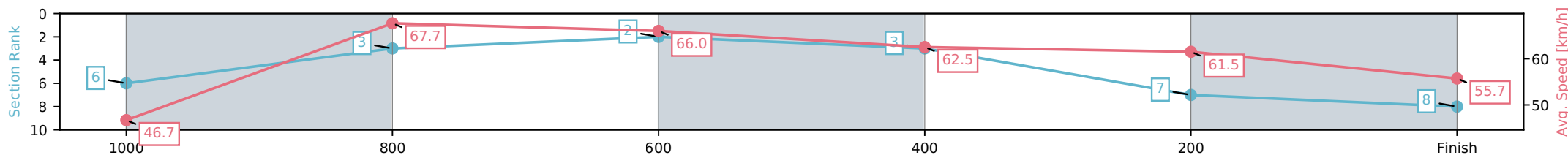
Doomben QLD --Professional-2026-06-24
 Race 4: DRINKWISE Fillies and Mares Class 3 Handicap - 1110m



24 June 2026 - 2:19PM

Track Rating: Soft 6, Weather: Fine, Rail Position: +11m Entire Circuit

Section	L1110	L1000	L800	L600	L400	L200
Section Times	1:06.48 (0:08.59)	0:57.89 [6] (0:10.75)	0:47.14 [3] (0:11.11)	0:36.03 [2] (0:11.61)	0:24.41 [3] (0:11.65)	0:12.76 [7] (0:12.76)
Average Speed [km/h]	46.7	67.7	66.0	62.5	61.5	55.7
Top Speed [km/h]	63.7	68.9	67.8	65.4	62.1	60.4
Avg. Dist. to Rail [m]	7.0	4.2	4.1	1.5	1.5	0.5
Avg. Stride Freq. [Hz]	2.5	2.5	2.5	2.4	2.4	2.3
Avg. Stride Length [m]	5.7	7.4	7.5	7.3	7.2	7.0



- [] Ranking at each section and finish
- :-:- No data available at this section
- NA No data available



Doomben QLD

Race 5: XXXX GOLD QTIS Three-Years-Old Maiden Plate - 1350m

24 June 2026 - 2:54PM

Track Rating: Soft 6, Weather: Fine, Rail Position: +11m Entire Circuit



BRISBANE RACING CLUB

Field Times	1:21.61	1:10.37	0:59.34	0:47.73	0:35.88	0:23.83	0:12.18
(Race Tempo)	(0:11.24)	(0:11.03)	(0:11.62)	(0:11.85)	(0:12.04)	(0:11.65)	(0:12.18)

Rank	TAB#	Horse	Overall Time	First 400m	Top Speed km/h (Section)	L1350	L1200	L1000	L800	L600	L400	L200
	(BAR#)	Jockey	Margin (DT-W)	Last 600m	Fastest Section (Time)	Start - 1200	1200 - 1000	1000 - 800	800 - 600	600 - 400	400 - 200	200 - Finish
1	7	Crash The Party	1:21.61	0:25.50	66.0 (400-200)	1:21.61	1:10.10 [6]	0:58.94 [6]	0:47.32 [6]	0:35.44 [6]	0:23.30 [5]	0:12.04 [2]
	(3)	Daniel Moor		0:35.44	1200-1000 (0:11.16)	(0:11.51)	(0:11.16)	(0:11.62)	(0:11.88)	(0:12.15)	(0:11.25)	(0:12.04)
2	9	Had It All	1:21.85	0:25.07	66.4 (1200-1000)	1:21.85	1:10.61 [1]	0:59.58 [1]	0:47.97 [1]	0:36.12 [1]	0:24.07 [1]	0:12.42 [1]
	(2)	Nozi Tomizawa	1.4L (+8)	0:36.12	1200-1000 (0:11.03)	(0:11.24)	(0:11.03)	(0:11.62)	(0:11.85)	(0:12.04)	(0:11.66)	(0:12.42)
3	13	King Chance	1:22.25	0:25.26	66.0 (1200-1000)	1:22.25	1:10.82 [4]	0:59.78 [3]	0:48.21 [2]	0:36.30 [2]	0:24.23 [2]	0:12.67 [3]
	(1)	Georgina Cartwright	3.8L (+4)	0:36.30	1200-1000 (0:11.04)	(0:11.43)	(0:11.04)	(0:11.57)	(0:11.91)	(0:12.07)	(0:11.56)	(0:12.67)
4	5	Weekend Spirit	1:22.36	0:25.80	65.0 (1200-1000)	1:22.36	1:10.62 [9]	0:59.42 [9]	0:47.64 [9]	0:35.83 [9]	0:23.80 [7]	0:12.16 [7]
	(6)	Jag Guthmann-Chester	4.4L (+11)	0:35.83	1200-1000 (0:11.20)	(0:11.74)	(0:11.20)	(0:11.79)	(0:11.81)	(0:12.03)	(0:11.64)	(0:12.16)
5	2	Lottery Link	1:22.51	0:25.75	64.8 (1200-1000)	1:22.51	1:10.84 [8]	0:59.60 [8]	0:47.94 [8]	0:36.17 [8]	0:23.88 [8]	0:12.30 [8]
	(7)	Michael Rodd	5.3L (-1)	0:36.17	1200-1000 (0:11.24)	(0:11.67)	(0:11.24)	(0:11.66)	(0:11.77)	(0:12.29)	(0:11.58)	(0:12.30)
6	4	Steady On	1:22.62	0:25.32	66.1 (1200-1000)	1:22.62	1:11.22 [3]	1:00.11 [5]	0:48.45 [5]	0:36.58 [3]	0:24.51 [3]	0:12.66 [5]
	(9)	Jace McMurray	5.9L (+7)	0:36.59	1200-1000 (0:11.11)	(0:11.40)	(0:11.11)	(0:11.66)	(0:11.87)	(0:12.07)	(0:11.86)	(0:12.66)
7	12	Yattazou	1:22.68	0:25.29	65.9 (1200-1000)	1:22.68	1:11.24 [5]	1:00.17 [4]	0:48.60 [3]	0:36.63 [4]	0:24.43 [4]	0:12.80 [4]
	(5)	Kyle Wilson-Taylor	6.3L (+1)	0:36.63	1200-1000 (0:11.07)	(0:11.44)	(0:11.07)	(0:11.58)	(0:11.96)	(0:12.21)	(0:11.62)	(0:12.80)
8	11	Urban Princess	1:22.77	0:25.27	66.2 (1200-1000)	1:22.77	1:11.44 [2]	1:00.35 [2]	0:48.64 [4]	0:36.64 [5]	0:24.34 [6]	0:12.72 [6]
	(4)	Sean Cormack	6.8L (+0)	0:36.64	1200-1000 (0:11.09)	(0:11.33)	(0:11.09)	(0:11.71)	(0:12.00)	(0:12.30)	(0:11.62)	(0:12.72)
9	14	Lontara	1:24.37	0:25.62	65.4 (1200-1000)	1:24.37	1:12.83 [7]	1:01.56 [7]	0:49.95 [7]	0:38.04 [7]	0:25.62 [9]	0:13.40 [9]
	(8)	Cejay Graham	16.2L (+3)	0:38.04	1200-1000 (0:11.27)	(0:11.54)	(0:11.27)	(0:11.61)	(0:11.91)	(0:12.42)	(0:12.22)	(0:13.40)

Scratched: Laurie's Quill (#1), October Manifesto (#3), Wild Bean (#6), Enterprise Giselle (#8), Love Rebel (#10)

Report Created: Wed 24 June 2026

(Note: Races are conducted over an approximate distance as close as possible to the advertised distance, and recorded data may vary accordingly. Official times refer to race times only and do not include handicap times.)

[] Position in running at each section and finish
 TAB# Saddle cloth number
 -:--:-- No data available at this section
 NA No data available
 DNT Did not track

BAR# Barrier/Gate Position
 DNF Did not finish
 DT-W Distance travelled compared to winner in metres

Fastest split
 Fastest section

data processed by TRIPLES DATA

Horse/Jockey Name	Crash The Party/Daniel Moor
Finish Rank	1
Fastest Section Time (Section)	0:11.16 (1200-1000)
Top Speed [km/h] (Section)	66.0 (400-200)
Race State	Finished



Doomben QLD --Professional-2026-06-24

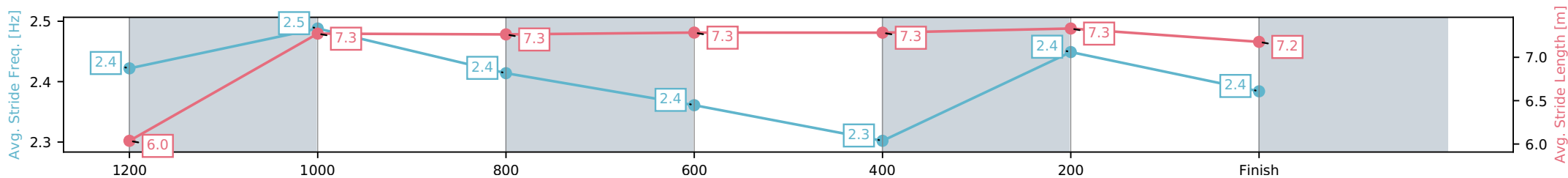
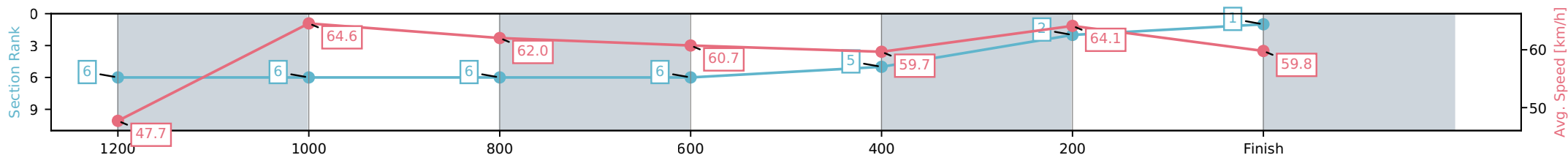
Race 5: XXXX GOLD QTIS Three-Years-Old Maiden Plate - 1350m

24 June 2026 - 2:54PM

Track Rating: Soft 6, Weather: Fine, Rail Position: +11m Entire Circuit



Section	L1350	L1200	L1000	L800	L600	L400	L200
Section Times	1:21.61 (0:11.51)	1:10.10 [6] (0:11.16)	0:58.94 [6] (0:11.62)	0:47.32 [6] (0:11.88)	0:35.44 [6] (0:12.15)	0:23.30 [5] (0:11.25)	0:12.04 [2] (0:12.04)
Average Speed [km/h]	47.7	64.6	62.0	60.7	59.7	64.1	59.8
Top Speed [km/h]	63.4	65.4	63.9	62.8	61.8	66.0	62.9
Avg. Dist. to Rail [m]	1.9	1.1	0.7	0.6	1.2	3.4	3.2
Avg. Stride Freq. [Hz]	2.4	2.5	2.4	2.4	2.3	2.4	2.4
Avg. Stride Length [m]	6.0	7.3	7.3	7.3	7.3	7.3	7.2



- [] Ranking at each section and finish
- :-:- No data available at this section
- NA No data available

Horse/Jockey Name	Had It All/Nozi Tomizawa
Finish Rank	2
Fastest Section Time (Section)	0:11.03 (1200-1000)
Top Speed [km/h] (Section)	66.4 (1200-1000)
Race State	Finished



Doomben QLD --Professional-2026-06-24

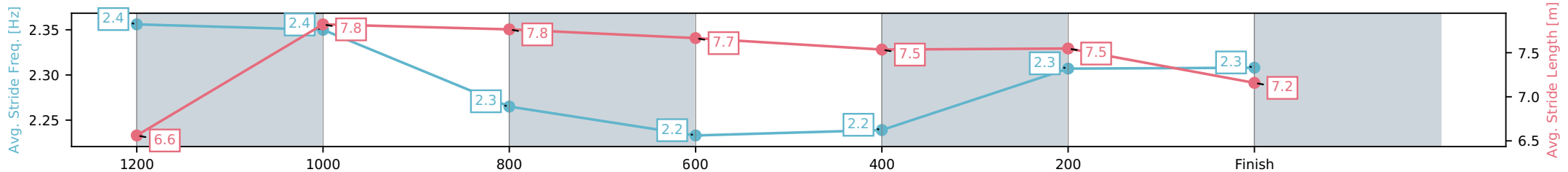
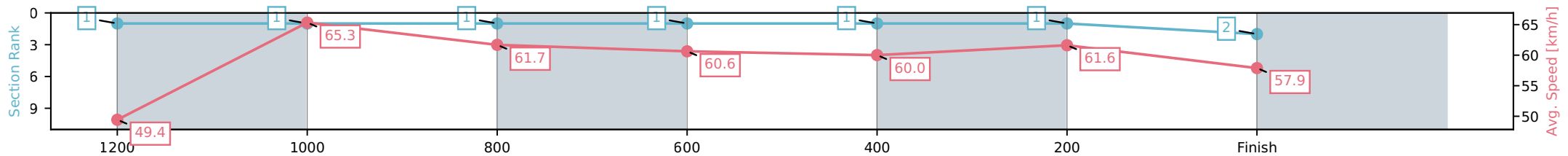
Race 5: XXXX GOLD QTIS Three-Years-Old Maiden Plate - 1350m

24 June 2026 - 2:54PM

Track Rating: Soft 6, Weather: Fine, Rail Position: +11m Entire Circuit



Section	L1350	L1200	L1000	L800	L600	L400	L200
Section Times	1:21.85 (0:11.24)	1:10.61 [1] (0:11.03)	0:59.58 [1] (0:11.62)	0:47.97 [1] (0:11.85)	0:36.12 [1] (0:12.04)	0:24.07 [1] (0:11.66)	0:12.42 [1] (0:12.42)
Average Speed [km/h]	49.4	65.3	61.7	60.6	60.0	61.6	57.9
Top Speed [km/h]	64.9	66.4	64.8	61.5	61.5	63.3	60.1
Avg. Dist. to Rail [m]	1.1	1.5	1.8	0.7	0.8	0.5	0.5
Avg. Stride Freq. [Hz]	2.4	2.4	2.3	2.2	2.2	2.3	2.3
Avg. Stride Length [m]	6.6	7.8	7.8	7.7	7.5	7.5	7.2



- [] Ranking at each section and finish
- :-:- No data available at this section
- NA No data available

Horse/Jockey Name	King Chance/Georgina Cartwright
Finish Rank	3
Fastest Section Time (Section)	0:11.04 (1200-1000)
Top Speed [km/h] (Section)	66.0 (1200-1000)
Race State	Finished



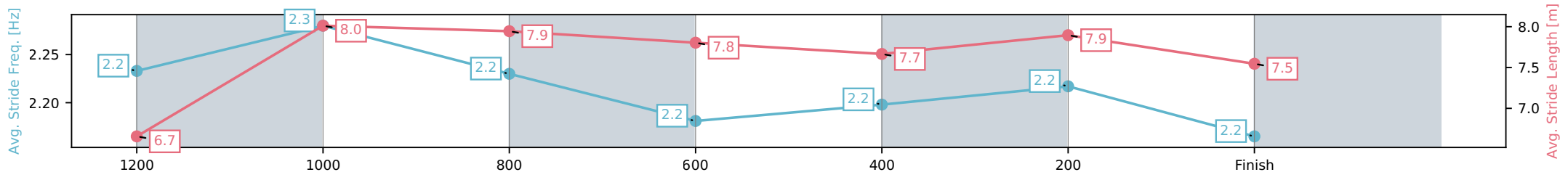
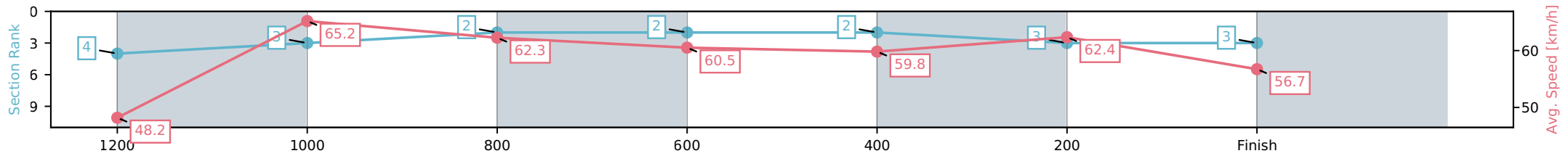
Doomben QLD --Professional-2026-06-24
 Race 5: XXXX GOLD QTIS Three-Years-Old Maiden Plate - 1350m



24 June 2026 - 2:54PM

Track Rating: Soft 6, Weather: Fine, Rail Position: +11m Entire Circuit

Section	L1350	L1200	L1000	L800	L600	L400	L200
Section Times	1:22.25 (0:11.43)	1:10.82 [4] (0:11.04)	0:59.78 [3] (0:11.57)	0:48.21 [2] (0:11.91)	0:36.30 [2] (0:12.07)	0:24.23 [2] (0:11.56)	0:12.67 [3] (0:12.67)
Average Speed [km/h]	48.2	65.2	62.3	60.5	59.8	62.4	56.7
Top Speed [km/h]	64.6	66.0	65.0	61.4	60.6	63.6	60.2
Avg. Dist. to Rail [m]	0.8	1.2	0.4	0.4	0.6	1.0	2.2
Avg. Stride Freq. [Hz]	2.2	2.3	2.2	2.2	2.2	2.2	2.2
Avg. Stride Length [m]	6.7	8.0	7.9	7.8	7.7	7.9	7.5



[] Ranking at each section and finish
 -:-:- No data available at this section
 NA No data available

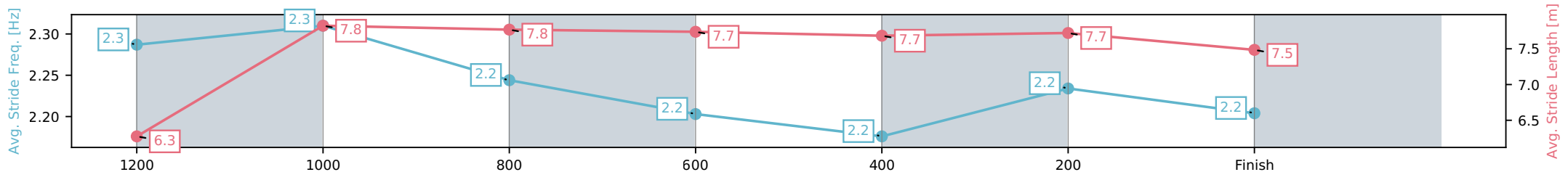
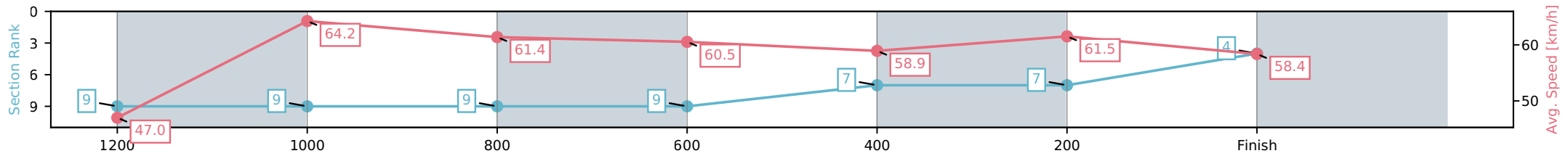
Horse/Jockey Name	Weekend Spirit/Jag Guthmann-Chester
Finish Rank	4
Fastest Section Time (Section)	0:11.20 (1200-1000)
Top Speed [km/h] (Section)	65.0 (1200-1000)
Race State	Finished



Doomben QLD --Professional-2026-06-24
 Race 5: XXXX GOLD QTIS Three-Years-Old Maiden Plate - 1350m
 24 June 2026 - 2:54PM
 Track Rating: Soft 6, Weather: Fine, Rail Position: +11m Entire Circuit



Section	L1350	L1200	L1000	L800	L600	L400	L200
Section Times	1:22.36 (0:11.74)	1:10.62 [9] (0:11.20)	0:59.42 [9] (0:11.79)	0:47.64 [9] (0:11.81)	0:35.83 [9] (0:12.03)	0:23.80 [7] (0:11.64)	0:12.16 [7] (0:12.16)
Average Speed [km/h]	47.0	64.2	61.4	60.5	58.9	61.5	58.4
Top Speed [km/h]	63.0	65.0	63.4	61.3	60.3	63.3	61.4
Avg. Dist. to Rail [m]	4.6	1.9	1.5	1.5	2.9	1.1	0.7
Avg. Stride Freq. [Hz]	2.3	2.3	2.2	2.2	2.2	2.2	2.2
Avg. Stride Length [m]	6.3	7.8	7.8	7.7	7.7	7.7	7.5



[] Ranking at each section and finish
 -:-:- No data available at this section
 NA No data available

Horse/Jockey Name	Lottery Link/Michael Rodd
Finish Rank	5
Fastest Section Time (Section)	0:11.24 (1200-1000)
Top Speed [km/h] (Section)	64.8 (1200-1000)
Race State	Finished



Doomben QLD --Professional-2026-06-24

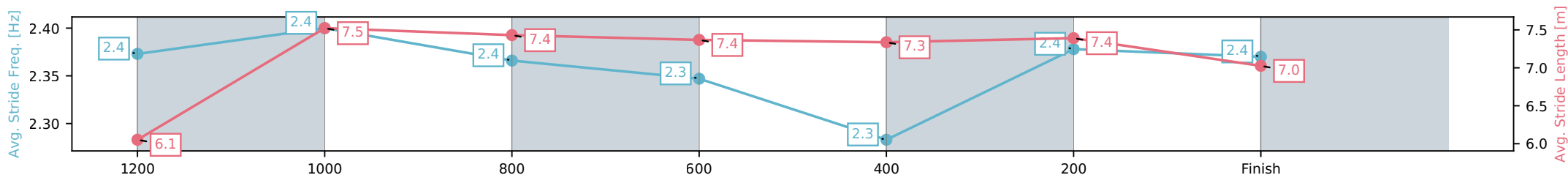
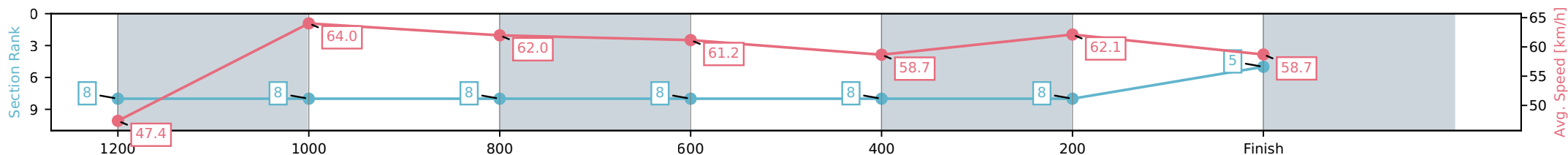
Race 5: XXXX GOLD QTIS Three-Years-Old Maiden Plate - 1350m

24 June 2026 - 2:54PM

Track Rating: Soft 6, Weather: Fine, Rail Position: +11m Entire Circuit



Section	L1350	L1200	L1000	L800	L600	L400	L200
Section Times	1:22.51 (0:11.67)	1:10.84 [8] (0:11.24)	0:59.60 [8] (0:11.66)	0:47.94 [8] (0:11.77)	0:36.17 [8] (0:12.29)	0:23.88 [8] (0:11.58)	0:12.30 [8] (0:12.30)
Average Speed [km/h]	47.4	64.0	62.0	61.2	58.7	62.1	58.7
Top Speed [km/h]	63.4	64.8	63.8	62.7	60.7	63.4	60.6
Avg. Dist. to Rail [m]	4.9	1.0	0.9	0.2	0.3	1.8	4.3
Avg. Stride Freq. [Hz]	2.4	2.4	2.4	2.3	2.3	2.4	2.4
Avg. Stride Length [m]	6.1	7.5	7.4	7.4	7.3	7.4	7.0



- [] Ranking at each section and finish
- :-:- No data available at this section
- NA No data available

Horse/Jockey Name	Steady On/Jace McMurray
Finish Rank	6
Fastest Section Time (Section)	0:11.11 (1200-1000)
Top Speed [km/h] (Section)	66.1 (1200-1000)
Race State	Finished



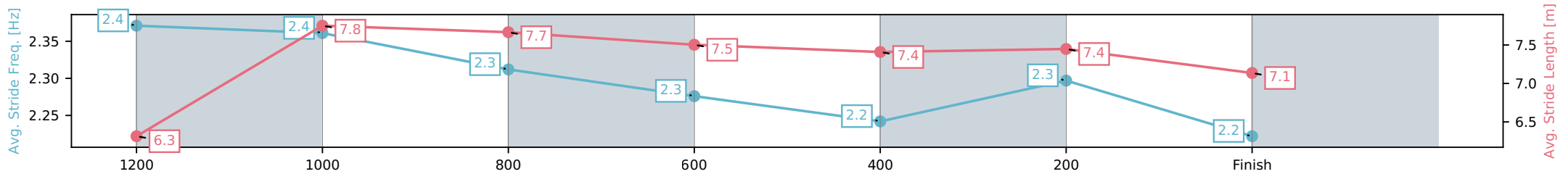
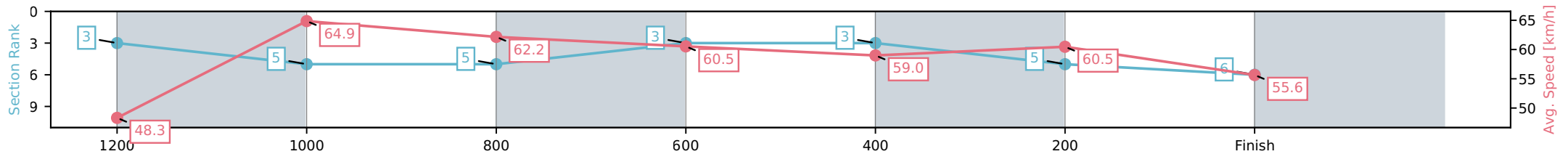
Doomben QLD --Professional-2026-06-24
 Race 5: XXXX GOLD QTIS Three-Years-Old Maiden Plate - 1350m



24 June 2026 - 2:54PM

Track Rating: Soft 6, Weather: Fine, Rail Position: +11m Entire Circuit

Section	L1350	L1200	L1000	L800	L600	L400	L200
Section Times	1:22.62 (0:11.40)	1:11.22 [3] (0:11.11)	1:00.11 [5] (0:11.66)	0:48.45 [5] (0:11.87)	0:36.58 [3] (0:12.07)	0:24.51 [3] (0:11.86)	0:12.66 [5] (0:12.66)
Average Speed [km/h]	48.3	64.9	62.2	60.5	59.0	60.5	55.6
Top Speed [km/h]	64.4	66.1	64.8	61.9	59.7	61.8	58.7
Avg. Dist. to Rail [m]	9.2	5.1	2.7	0.8	1.9	1.8	3.7
Avg. Stride Freq. [Hz]	2.4	2.4	2.3	2.3	2.2	2.3	2.2
Avg. Stride Length [m]	6.3	7.8	7.7	7.5	7.4	7.4	7.1



- [] Ranking at each section and finish
- :-:- No data available at this section
- NA No data available

Horse/Jockey Name	Yattazou/Kyle Wilson-Taylor
Finish Rank	7
Fastest Section Time (Section)	0:11.07 (1200-1000)
Top Speed [km/h] (Section)	65.9 (1200-1000)
Race State	Finished



Doomben QLD --Professional-2026-06-24

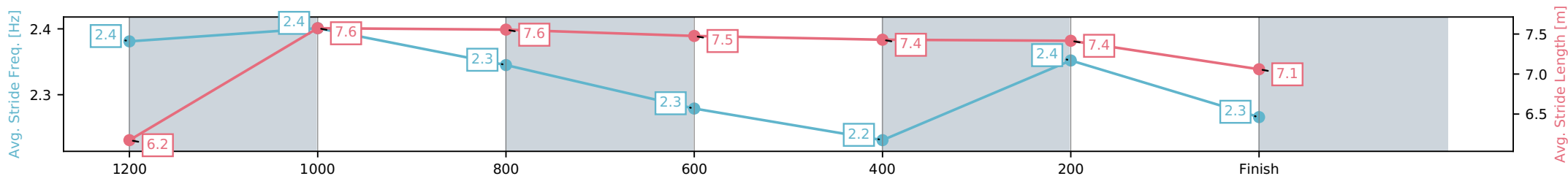
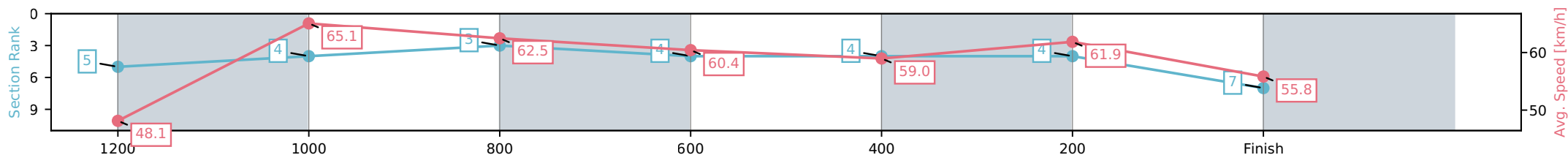
Race 5: XXXX GOLD QTIS Three-Years-Old Maiden Plate - 1350m

24 June 2026 - 2:54PM

Track Rating: Soft 6, Weather: Fine, Rail Position: +11m Entire Circuit



Section	L1350	L1200	L1000	L800	L600	L400	L200
Section Times	1:22.68 (0:11.44)	1:11.24 [5] (0:11.07)	1:00.17 [4] (0:11.58)	0:48.60 [3] (0:11.96)	0:36.63 [4] (0:12.21)	0:24.43 [4] (0:11.62)	0:12.80 [4] (0:12.80)
Average Speed [km/h]	48.1	65.1	62.5	60.4	59.0	61.9	55.8
Top Speed [km/h]	63.3	65.9	64.9	61.5	60.8	63.0	58.9
Avg. Dist. to Rail [m]	3.8	2.7	1.9	0.7	0.5	1.8	3.6
Avg. Stride Freq. [Hz]	2.4	2.4	2.3	2.3	2.2	2.4	2.3
Avg. Stride Length [m]	6.2	7.6	7.6	7.5	7.4	7.4	7.1



- [] Ranking at each section and finish
- :-:- No data available at this section
- NA No data available

Horse/Jockey Name	Urban Princess/Sean Cormack
Finish Rank	8
Fastest Section Time (Section)	0:11.09 (1200-1000)
Top Speed [km/h] (Section)	66.2 (1200-1000)
Race State	Finished



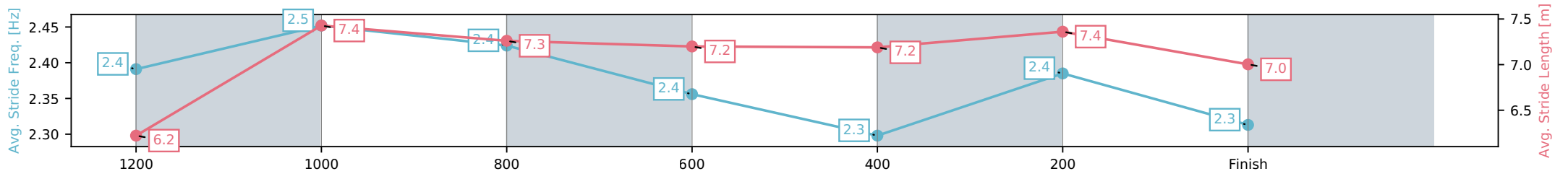
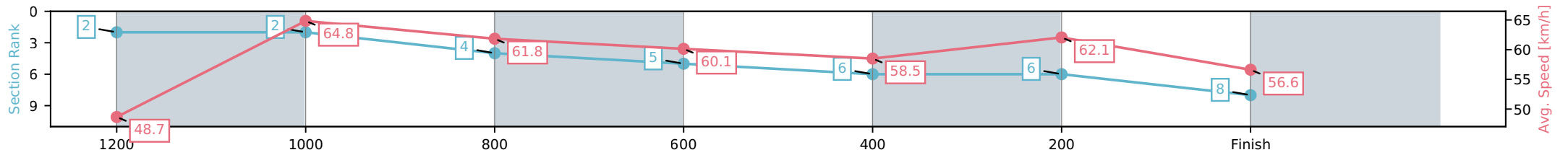
Doomben QLD --Professional-2026-06-24
 Race 5: XXXX GOLD QTIS Three-Years-Old Maiden Plate - 1350m



24 June 2026 - 2:54PM

Track Rating: Soft 6, Weather: Fine, Rail Position: +11m Entire Circuit

Section	L1350	L1200	L1000	L800	L600	L400	L200
Section Times	1:22.77 (0:11.33)	1:11.44 [2] (0:11.09)	1:00.35 [2] (0:11.71)	0:48.64 [4] (0:12.00)	0:36.64 [5] (0:12.30)	0:24.34 [6] (0:11.62)	0:12.72 [6] (0:12.72)
Average Speed [km/h]	48.7	64.8	61.8	60.1	58.5	62.1	56.6
Top Speed [km/h]	65.2	66.2	64.9	61.2	60.6	64.4	60.4
Avg. Dist. to Rail [m]	3.3	2.4	1.3	0.4	0.3	2.1	2.2
Avg. Stride Freq. [Hz]	2.4	2.5	2.4	2.4	2.3	2.4	2.3
Avg. Stride Length [m]	6.2	7.4	7.3	7.2	7.2	7.4	7.0



[] Ranking at each section and finish
 -:-:- No data available at this section
 NA No data available

Horse/Jockey Name	Lontara/Cejay Graham
Finish Rank	9
Fastest Section Time (Section)	0:11.27 (1200-1000)
Top Speed [km/h] (Section)	65.4 (1200-1000)
Race State	Finished



Doomben QLD --Professional-2026-06-24

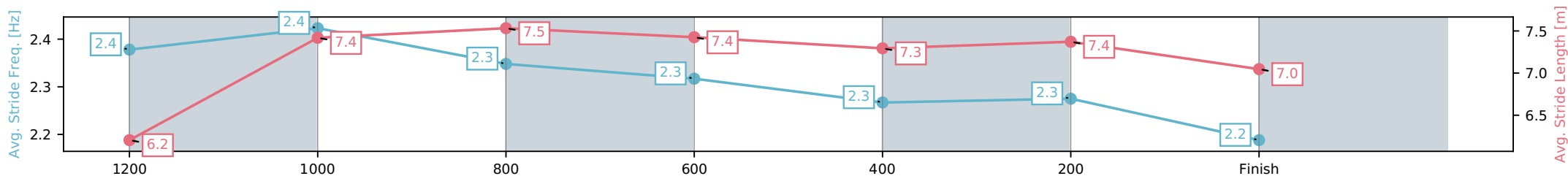
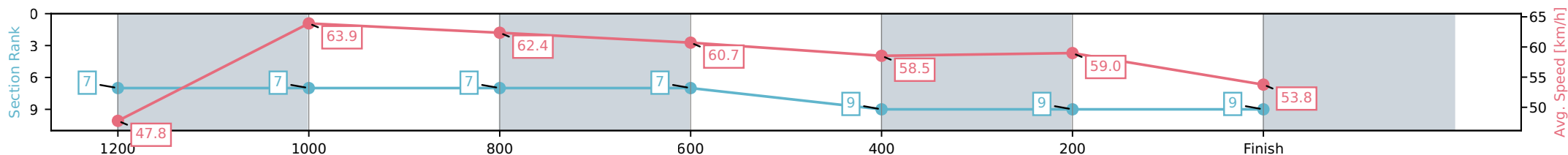
Race 5: XXXX GOLD QTIS Three-Years-Old Maiden Plate - 1350m

24 June 2026 - 2:54PM

Track Rating: Soft 6, Weather: Fine, Rail Position: +11m Entire Circuit



Section	L1350	L1200	L1000	L800	L600	L400	L200
Section Times	1:24.37 (0:11.54)	1:12.83 [7] (0:11.27)	1:01.56 [7] (0:11.61)	0:49.95 [7] (0:11.91)	0:38.04 [7] (0:12.42)	0:25.62 [9] (0:12.22)	0:13.40 [9] (0:13.40)
Average Speed [km/h]	47.8	63.9	62.4	60.7	58.5	59.0	53.8
Top Speed [km/h]	63.4	65.4	65.3	61.8	59.8	60.2	57.4
Avg. Dist. to Rail [m]	7.0	2.7	1.8	1.1	1.7	2.0	2.3
Avg. Stride Freq. [Hz]	2.4	2.4	2.3	2.3	2.3	2.3	2.2
Avg. Stride Length [m]	6.2	7.4	7.5	7.4	7.3	7.4	7.0



- [] Ranking at each section and finish
- :-:- No data available at this section
- NA No data available



Doomben QLD
Race 6: Sky Racing BM70 Handicap - 1350m
 24 June 2026 - 3:29PM



BRISBANE
RACING CLUB

Track Rating: Soft 6, Weather: Fine, Rail Position: +11m Entire Circuit

Field Times
(Race Tempo) 1:22.88 1:11.65 0:59.65 0:47.04 0:34.40 0:22.54 0:11.60
 (0:11.23) (0:12.00) (0:12.60) (0:12.65) (0:11.86) (0:10.94) (0:11.60)

Rank	TAB#	Horse	Overall Time	First 400m	Top Speed km/h (Section)	L1350	L1200	L1000	L800	L600	L400	L200	
	(BAR#)	Jockey	Margin (DT-W)	Last 600m	Fastest Section (Time)	Start - 1200	1200 - 1000	1000 - 800	800 - 600	600 - 400	400 - 200	200 - Finish	
1	4	Lady Lucifer	1:22.88	0:26.32	67.5 (400-200)	1:22.88	1:11.65 [1]	0:59.65 [1]	0:47.04 [1]	0:34.40 [1]	0:22.54 [1]	0:11.60 [1]	
	(5)	Benjamin Osmond		0:34.40	400-200 (0:10.94)	(0:11.23)	(0:12.00)	(0:12.60)	(0:12.65)	(0:11.86)	(0:10.94)	(0:11.60)	
2	3	Aldofito	1:22.89	0:26.65	67.3 (400-200)	1:22.89	1:11.50 [2]	0:59.29 [3]	0:46.76 [3]	0:34.13 [4]	0:22.28 [4]	0:11.43 [2]	
	(1)	Jake Bayliss	0.1L (+1)	0:34.12	400-200 (0:10.85)	(0:11.39)	(0:12.20)	(0:12.53)	(0:12.64)	(0:11.84)	(0:10.85)	(0:11.43)	
3	7	Holy Flash	1:23.03	0:26.60	65.9 (400-200)	1:23.03	1:11.51 [3]	0:59.45 [2]	0:47.03 [2]	0:34.47 [2]	0:22.66 [2]	0:11.56 [3]	
	(2)	Mark Du Plessis	0.9L (-3)	0:34.47	400-200 (0:11.09)	(0:11.52)	(0:12.07)	(0:12.42)	(0:12.56)	(0:11.82)	(0:11.09)	(0:11.56)	
4	8	Bollinger Miss	1:23.22	0:27.06	66.9 (400-200)	1:23.22	1:11.23 [6]	0:59.19 [6]	0:46.72 [8]	0:34.07 [8]	0:22.18 [8]	0:11.33 [8]	
	(6)	Ryan Maloney	2.0L (+2)	0:34.07	400-200 (0:10.86)	(0:11.99)	(0:12.04)	(0:12.47)	(0:12.66)	(0:11.88)	(0:10.86)	(0:11.33)	
5	5	Heman	1:23.25	0:27.13	67.8 (400-200)	1:23.25	1:11.24 [7]	0:59.16 [7]	0:46.84 [6]	0:34.10 [7]	0:22.41 [7]	0:11.52 [6]	
	(3)	Martin Harley	2.2L (-2)	0:34.09	400-200 (0:10.88)	(0:12.01)	(0:12.08)	(0:12.31)	(0:12.74)	(0:11.69)	(0:10.88)	(0:11.52)	
6	6	Dracena	1:23.35	0:26.86	65.2 (400-200)	1:23.35	1:11.71 [4]	0:59.52 [4]	0:47.14 [5]	0:34.51 [5]	0:22.63 [6]	0:11.51 [7]	
	(7)	Anthony Allen	2.8L (-2)	0:34.51	400-200 (0:11.12)	(0:11.64)	(0:12.19)	(0:12.38)	(0:12.63)	(0:11.88)	(0:11.12)	(0:11.51)	
7	1	Midnight Drifter	1:23.36	0:27.25	65.9 (400-200)	1:23.36	1:11.33 [8]	0:59.13 [8]	0:46.91 [7]	0:34.46 [6]	0:22.74 [5]	0:11.70 [4]	
	(9)	Bella Youngberry	2.8L (-1)	0:34.46	400-200 (0:11.04)	(0:12.03)	(0:12.20)	(0:12.21)	(0:12.45)	(0:11.72)	(0:11.04)	(0:11.70)	
8	2	Man Of The Town	1:23.46	0:26.89	64.5 (400-200)	1:23.46	1:11.64 [5]	0:59.54 [5]	0:47.28 [4]	0:34.83 [3]	0:23.04 [3]	0:11.75 [5]	
	(8)	Corey Sutherland	3.4L (+0)	0:34.83	400-200 (0:11.29)	(0:11.82)	(0:12.10)	(0:12.26)	(0:12.45)	(0:11.79)	(0:11.29)	(0:11.75)	

Scratched: Hermione Prancer (#9)

Report Created: Wed 24 June 2026

(Note: Races are conducted over an approximate distance as close as possible to the advertised distance, and recorded data may vary accordingly. Official times refer to race times only and do not include handicap times.)

[] Position in running at each section and finish TAB# Saddle cloth number
 -:-:- No data available at this section BAR# Barrier/Gate Position
 NA No data available DNF Did not finish
 DNT Did not track DT-W Distance travelled compared to winner in metres

Fastest split
 Fastest section

data processed by **TRIPLES DATA**

Horse/Jockey Name	Lady Lucifer/Benjamin Osmond
Finish Rank	1
Fastest Section Time (Section)	0:10.94 (400-200)
Top Speed [km/h] (Section)	67.5 (400-200)
Race State	Finished



Doomben QLD --Professional-2026-06-24

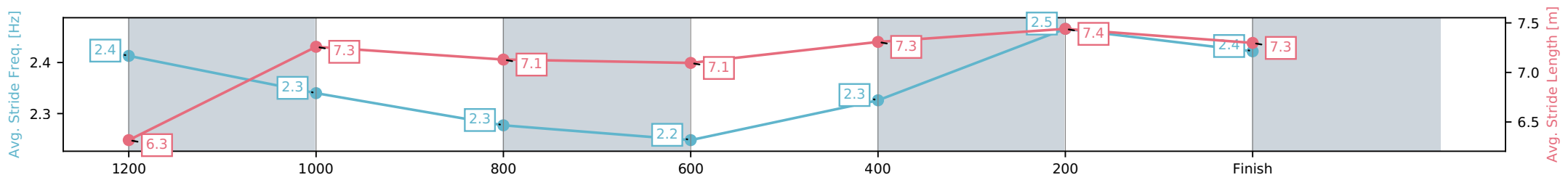
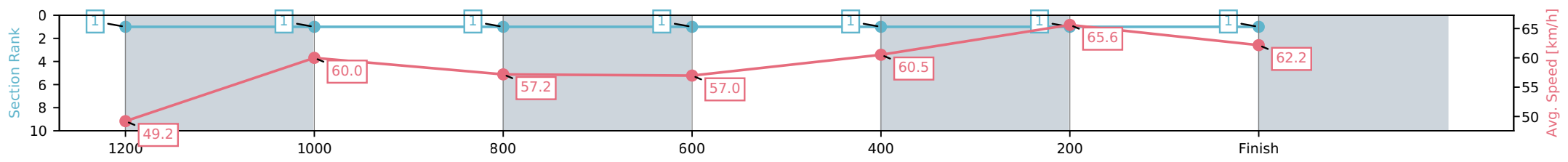
Race 6: Sky Racing BM70 Handicap - 1350m

24 June 2026 - 3:29PM

Track Rating: Soft 6, Weather: Fine, Rail Position: +11m Entire Circuit



Section	L1350	L1200	L1000	L800	L600	L400	L200
Section Times	1:22.88 (0:11.23)	1:11.65 [1] (0:12.00)	0:59.65 [1] (0:12.60)	0:47.04 [1] (0:12.65)	0:34.40 [1] (0:11.86)	0:22.54 [1] (0:10.94)	0:11.60 [1] (0:11.60)
Average Speed [km/h]	49.2	60.0	57.2	57.0	60.5	65.6	62.2
Top Speed [km/h]	61.7	61.7	58.6	59.1	62.4	67.5	65.3
Avg. Dist. to Rail [m]	4.1	2.1	0.6	0.3	0.8	1.2	1.0
Avg. Stride Freq. [Hz]	2.4	2.3	2.3	2.2	2.3	2.5	2.4
Avg. Stride Length [m]	6.3	7.3	7.1	7.1	7.3	7.4	7.3



[] Ranking at each section and finish
 -:-:- No data available at this section
 NA No data available

Horse/Jockey Name	Aldofito/Jake Bayliss
Finish Rank	2
Fastest Section Time (Section)	0:10.85 (400-200)
Top Speed [km/h] (Section)	67.3 (400-200)
Race State	Finished



Doomben QLD --Professional-2026-06-24

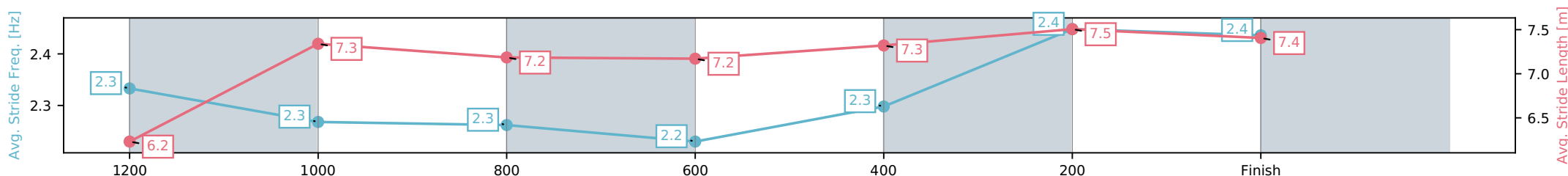
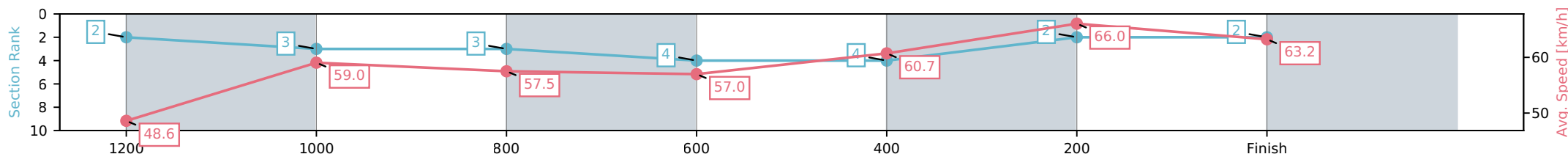
Race 6: Sky Racing BM70 Handicap - 1350m

24 June 2026 - 3:29PM

Track Rating: Soft 6, Weather: Fine, Rail Position: +11m Entire Circuit



Section	L1350	L1200	L1000	L800	L600	L400	L200
Section Times	1:22.89 (0:11.39)	1:11.50 [2] (0:12.20)	0:59.29 [3] (0:12.53)	0:46.76 [3] (0:12.64)	0:34.13 [4] (0:11.84)	0:22.28 [4] (0:10.85)	0:11.43 [2] (0:11.43)
Average Speed [km/h]	48.6	59.0	57.5	57.0	60.7	66.0	63.2
Top Speed [km/h]	62.5	60.1	59.4	58.4	64.2	67.3	66.0
Avg. Dist. to Rail [m]	1.1	0.5	0.5	0.2	0.6	1.0	0.4
Avg. Stride Freq. [Hz]	2.3	2.3	2.3	2.2	2.3	2.4	2.4
Avg. Stride Length [m]	6.2	7.3	7.2	7.2	7.3	7.5	7.4



- [] Ranking at each section and finish
- :-:- No data available at this section
- NA No data available

Horse/Jockey Name	Holy Flash/Mark Du Plessis
Finish Rank	3
Fastest Section Time (Section)	0:11.09 (400-200)
Top Speed [km/h] (Section)	65.9 (400-200)
Race State	Finished



Doomben QLD --Professional-2026-06-24

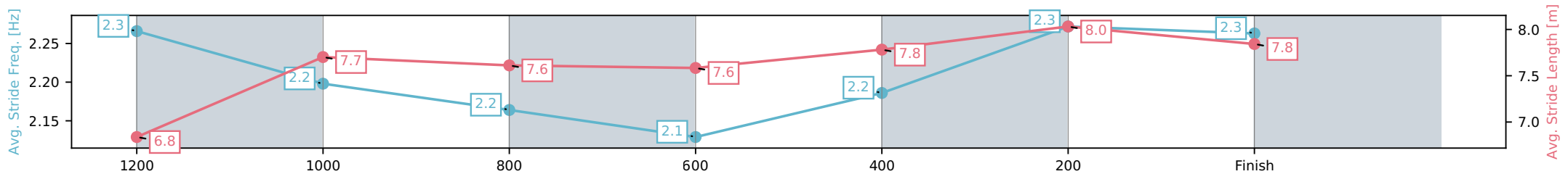
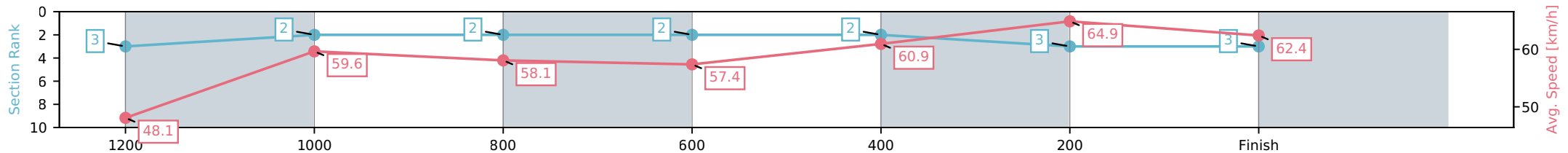
Race 6: Sky Racing BM70 Handicap - 1350m

24 June 2026 - 3:29PM

Track Rating: Soft 6, Weather: Fine, Rail Position: +11m Entire Circuit



Section	L1350	L1200	L1000	L800	L600	L400	L200
Section Times	1:23.03 (0:11.52)	1:11.51 [3] (0:12.07)	0:59.45 [2] (0:12.42)	0:47.03 [2] (0:12.56)	0:34.47 [2] (0:11.82)	0:22.66 [2] (0:11.09)	0:11.56 [3] (0:11.56)
Average Speed [km/h]	48.1	59.6	58.1	57.4	60.9	64.9	62.4
Top Speed [km/h]	61.5	61.8	59.8	58.8	63.2	65.9	64.6
Avg. Dist. to Rail [m]	2.2	1.5	0.6	0.3	0.5	0.6	0.6
Avg. Stride Freq. [Hz]	2.3	2.2	2.2	2.1	2.2	2.3	2.3
Avg. Stride Length [m]	6.8	7.7	7.6	7.6	7.8	8.0	7.8



- [] Ranking at each section and finish
- :-:- No data available at this section
- NA No data available

Horse/Jockey Name	Bollinger Miss/Ryan Maloney
Finish Rank	4
Fastest Section Time (Section)	0:10.86 (400-200)
Top Speed [km/h] (Section)	66.9 (400-200)
Race State	Finished



Doomben QLD --Professional-2026-06-24

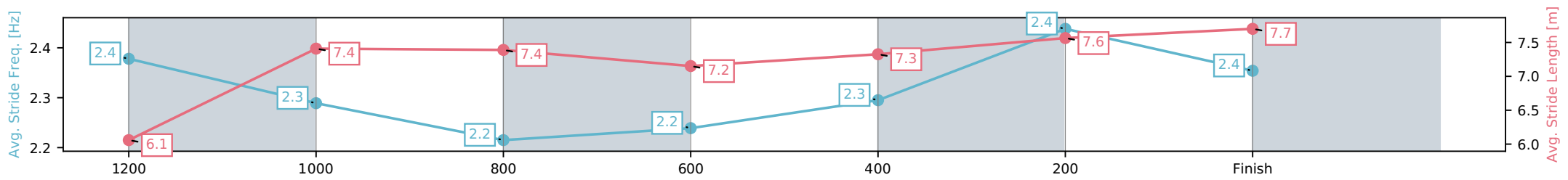
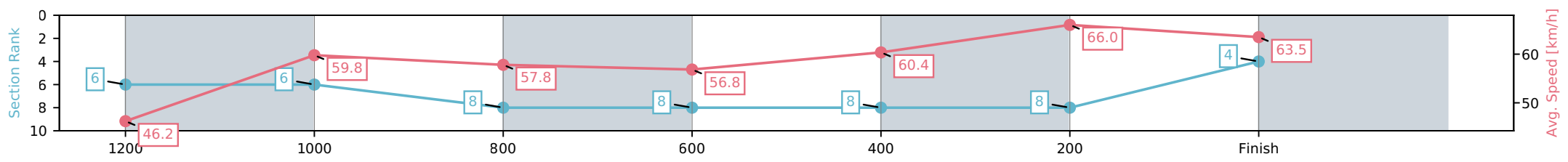
Race 6: Sky Racing BM70 Handicap - 1350m

24 June 2026 - 3:29PM

Track Rating: Soft 6, Weather: Fine, Rail Position: +11m Entire Circuit



Section	L1350	L1200	L1000	L800	L600	L400	L200
Section Times	1:23.22 (0:11.99)	1:11.23 [6] (0:12.04)	0:59.19 [6] (0:12.47)	0:46.72 [8] (0:12.66)	0:34.07 [8] (0:11.88)	0:22.18 [8] (0:10.86)	0:11.33 [8] (0:11.33)
Average Speed [km/h]	46.2	59.8	57.8	56.8	60.4	66.0	63.5
Top Speed [km/h]	61.0	62.2	59.5	58.5	63.1	66.9	66.0
Avg. Dist. to Rail [m]	3.4	0.7	0.5	0.3	0.7	1.5	0.4
Avg. Stride Freq. [Hz]	2.4	2.3	2.2	2.2	2.3	2.4	2.4
Avg. Stride Length [m]	6.1	7.4	7.4	7.2	7.3	7.6	7.7



[] Ranking at each section and finish
 -:-:- No data available at this section
 NA No data available

Horse/Jockey Name	Heman/Martin Harley
Finish Rank	5
Fastest Section Time (Section)	0:10.88 (400-200)
Top Speed [km/h] (Section)	67.8 (400-200)
Race State	Finished



Doomben QLD --Professional-2026-06-24

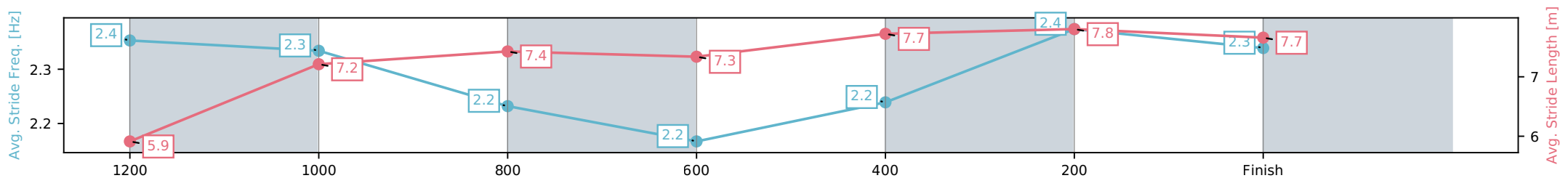
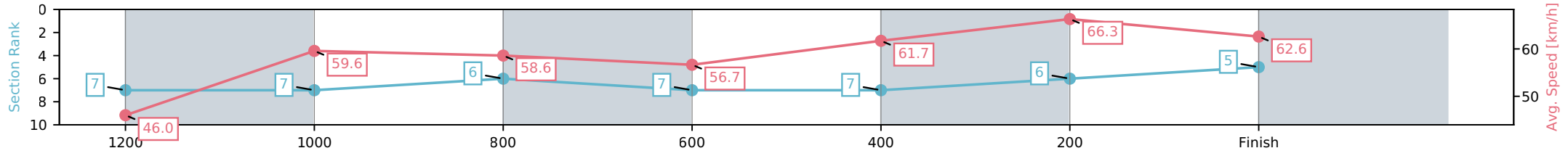
Race 6: Sky Racing BM70 Handicap - 1350m

24 June 2026 - 3:29PM

Track Rating: Soft 6, Weather: Fine, Rail Position: +11m Entire Circuit



Section	L1350	L1200	L1000	L800	L600	L400	L200
Section Times	1:23.25 (0:12.01)	1:11.24 [7] (0:12.08)	0:59.16 [7] (0:12.31)	0:46.84 [6] (0:12.74)	0:34.10 [7] (0:11.69)	0:22.41 [7] (0:10.88)	0:11.52 [6] (0:11.52)
Average Speed [km/h]	46.0	59.6	58.6	56.7	61.7	66.3	62.6
Top Speed [km/h]	58.5	60.6	59.8	59.1	63.6	67.8	66.4
Avg. Dist. to Rail [m]	2.5	1.2	1.0	0.5	0.4	3.5	6.6
Avg. Stride Freq. [Hz]	2.4	2.3	2.2	2.2	2.2	2.4	2.3
Avg. Stride Length [m]	5.9	7.2	7.4	7.3	7.7	7.8	7.7



[] Ranking at each section and finish
 -:-:- No data available at this section
 NA No data available

Horse/Jockey Name	Dracena/Anthony Allen
Finish Rank	6
Fastest Section Time (Section)	0:11.12 (400-200)
Top Speed [km/h] (Section)	65.2 (400-200)
Race State	Finished



Doomben QLD --Professional-2026-06-24

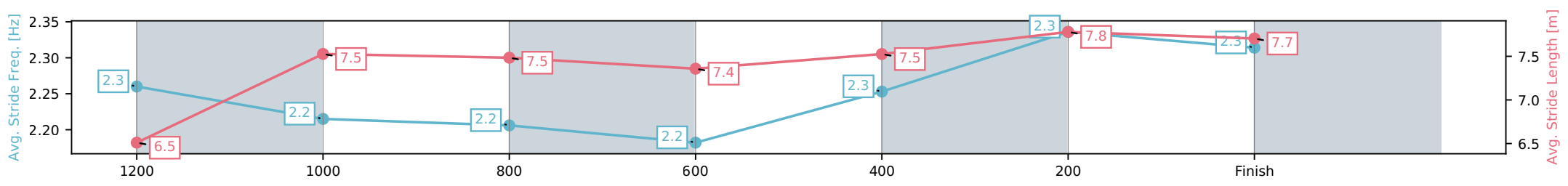
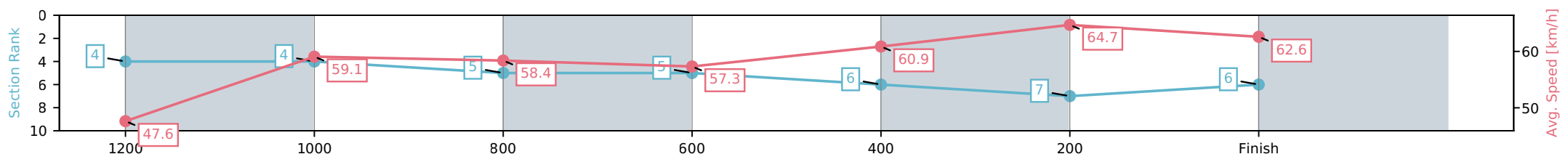
Race 6: Sky Racing BM70 Handicap - 1350m

24 June 2026 - 3:29PM

Track Rating: Soft 6, Weather: Fine, Rail Position: +11m Entire Circuit



Section	L1350	L1200	L1000	L800	L600	L400	L200
Section Times	1:23.35 (0:11.64)	1:11.71 [4] (0:12.19)	0:59.52 [4] (0:12.38)	0:47.14 [5] (0:12.63)	0:34.51 [5] (0:11.88)	0:22.63 [6] (0:11.12)	0:11.51 [7] (0:11.51)
Average Speed [km/h]	47.6	59.1	58.4	57.3	60.9	64.7	62.6
Top Speed [km/h]	60.7	60.9	59.6	59.2	63.2	65.2	64.4
Avg. Dist. to Rail [m]	4.9	2.5	1.9	1.0	0.7	0.7	0.9
Avg. Stride Freq. [Hz]	2.3	2.2	2.2	2.2	2.3	2.3	2.3
Avg. Stride Length [m]	6.5	7.5	7.5	7.4	7.5	7.8	7.7



[] Ranking at each section and finish
 -:-:- No data available at this section
 NA No data available

Horse/Jockey Name	Midnight Drifter/Bella Youngberry
Finish Rank	7
Fastest Section Time (Section)	0:11.04 (400-200)
Top Speed [km/h] (Section)	65.9 (400-200)
Race State	Finished



Doomben QLD --Professional-2026-06-24

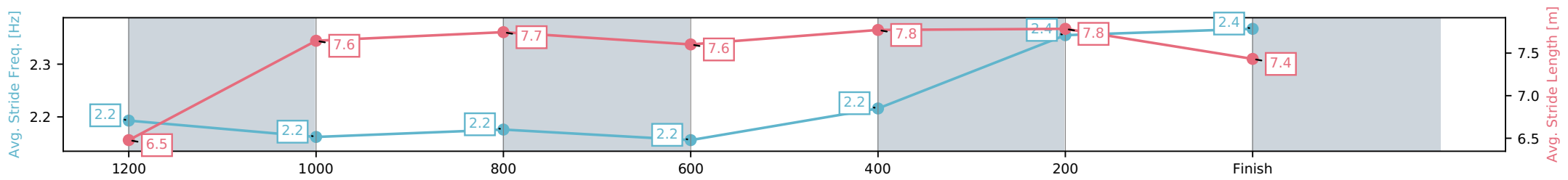
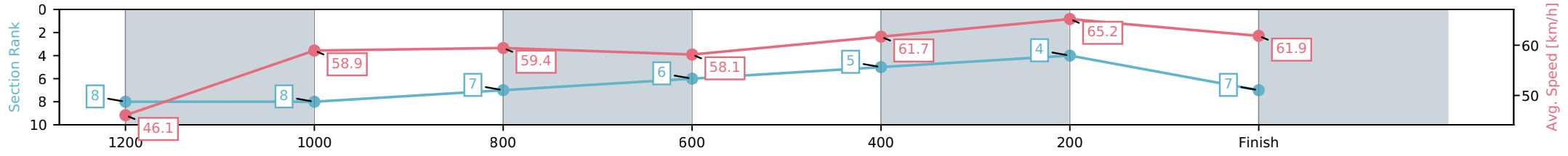
Race 6: Sky Racing BM70 Handicap - 1350m

24 June 2026 - 3:29PM

Track Rating: Soft 6, Weather: Fine, Rail Position: +11m Entire Circuit



Section	L1350	L1200	L1000	L800	L600	L400	L200
Section Times	1:23.36 (0:12.03)	1:11.33 [8] (0:12.20)	0:59.13 [8] (0:12.21)	0:46.91 [7] (0:12.45)	0:34.46 [6] (0:11.72)	0:22.74 [5] (0:11.04)	0:11.70 [4] (0:11.70)
Average Speed [km/h]	46.1	58.9	59.4	58.1	61.7	65.2	61.9
Top Speed [km/h]	58.4	60.6	60.5	60.2	63.7	65.9	64.8
Avg. Dist. to Rail [m]	6.5	3.5	2.5	1.2	0.9	1.5	2.5
Avg. Stride Freq. [Hz]	2.2	2.2	2.2	2.2	2.2	2.4	2.4
Avg. Stride Length [m]	6.5	7.6	7.7	7.6	7.8	7.8	7.4



[] Ranking at each section and finish
 -:-:- No data available at this section
 NA No data available

Horse/Jockey Name	Man Of The Town/Corey Sutherland
Finish Rank	8
Fastest Section Time (Section)	0:11.29 (400-200)
Top Speed [km/h] (Section)	64.5 (400-200)
Race State	Finished



Doomben QLD --Professional-2026-06-24

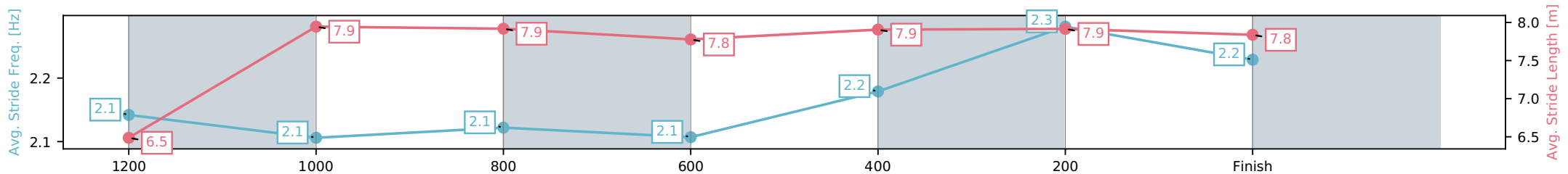
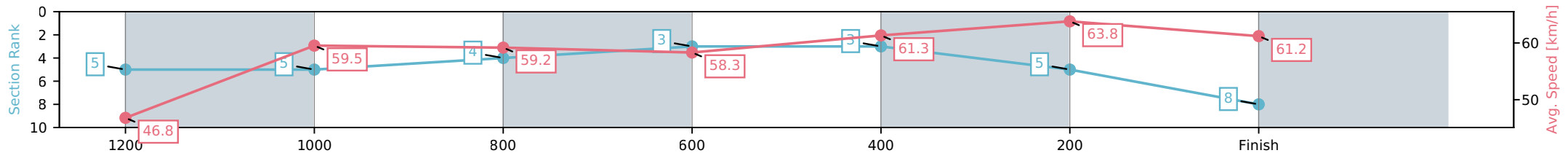
Race 6: Sky Racing BM70 Handicap - 1350m

24 June 2026 - 3:29PM

Track Rating: Soft 6, Weather: Fine, Rail Position: +11m Entire Circuit



Section	L1350	L1200	L1000	L800	L600	L400	L200
Section Times	1:23.46 (0:11.82)	1:11.64 [5] (0:12.10)	0:59.54 [5] (0:12.26)	0:47.28 [4] (0:12.45)	0:34.83 [3] (0:11.79)	0:23.04 [3] (0:11.29)	0:11.75 [5] (0:11.75)
Average Speed [km/h]	46.8	59.5	59.2	58.3	61.3	63.8	61.2
Top Speed [km/h]	60.7	61.5	61.4	60.0	63.2	64.5	63.1
Avg. Dist. to Rail [m]	5.3	2.7	2.2	1.9	0.7	1.0	1.0
Avg. Stride Freq. [Hz]	2.1	2.1	2.1	2.1	2.2	2.3	2.2
Avg. Stride Length [m]	6.5	7.9	7.9	7.8	7.9	7.9	7.8



- [] Ranking at each section and finish
- :-:- No data available at this section
- NA No data available



Doomben QLD
Race 7: Mullins Lawyers BM65 Handicap - 1660m
 24 June 2026 - 4:03PM



BRISBANE
RACING CLUB

Track Rating: Soft 6, Weather: Fine, Rail Position: +11m Entire Circuit

Field Times (Race Tempo) 1:42.32 (0:17.14) 1:25.18 (0:11.94) 1:13.24 (0:12.17) 1:01.07 (0:12.63) 0:48.44 (0:12.32) 0:36.12 (0:12.02) 0:24.10 (0:11.76) 0:12.34 (0:12.34)

Rank	TAB#	Horse	Overall Time	First 400m	Top Speed km/h (Section)	L1660	L1400	L1200	L1000	L800	L600	L400	L200
	(BAR#)	Jockey	Margin (DT-W)	Last 600m	Fastest Section (Time)	Start - 1400	1400 - 1200	1200 - 1000	1000 - 800	800 - 600	600 - 400	400 - 200	200 - Finish
1	13	Golden Eyes	1:42.32	0:26.17	63.1 (1660 - 1400)	1:42.32	1:24.70 [4]	1:12.53 [5]	1:00.35 [7]	0:47.66 [7]	0:35.56 [5]	0:23.91 [3]	0:12.25 [3]
	(6)	Ben Thompson		0:35.57	600-400 (0:11.65)	(0:17.62)	(0:12.18)	(0:12.17)	(0:12.69)	(0:12.10)	(0:11.65)	(0:11.67)	(0:12.25)
2	8	Black Eyed Blonde	1:42.53	0:25.54	65.6 (1660 - 1400)	1:42.53	1:25.39 [1]	1:13.45 [1]	1:01.28 [1]	0:48.65 [1]	0:36.33 [1]	0:24.31 [1]	0:12.55 [1]
	(3)	Bella Youngberry	1.3L (-7)	0:36.33	400-200 (0:11.76)	(0:17.14)	(0:11.94)	(0:12.17)	(0:12.63)	(0:12.32)	(0:12.02)	(0:11.76)	(0:12.55)
3	7	Empress Of Japan	1:42.62	0:26.13	63.4 (400-200)	1:42.62	1:24.96 [5]	1:12.86 [4]	1:00.78 [4]	0:48.04 [4]	0:35.79 [6]	0:23.91 [6]	0:12.43 [5]
	(1)	Jace McMurray	1.8L (-6)	0:35.79	400-200 (0:11.48)	(0:17.66)	(0:12.10)	(0:12.08)	(0:12.74)	(0:12.25)	(0:11.88)	(0:11.48)	(0:12.43)
4	2	Kundabung	1:42.62	0:25.84	63.8 (1660 - 1400)	1:42.62	1:25.21 [3]	1:13.18 [3]	1:01.13 [2]	0:48.34 [3]	0:36.09 [3]	0:24.20 [4]	0:12.50 [4]
	(2)	Ryan Maloney	1.8L (-6)	0:36.09	400-200 (0:11.70)	(0:17.41)	(0:12.03)	(0:12.04)	(0:12.79)	(0:12.25)	(0:11.89)	(0:11.70)	(0:12.50)
5	9	Run To You	1:42.62	0:26.43	63.9 (400-200)	1:42.62	1:24.78 [7]	1:12.52 [8]	1:00.54 [8]	0:47.70 [8]	0:35.57 [9]	0:23.86 [7]	0:12.30 [7]
	(7)	Taylor Marshall	1.8L (-5)	0:35.57	400-200 (0:11.56)	(0:17.84)	(0:12.26)	(0:11.98)	(0:12.84)	(0:12.13)	(0:11.71)	(0:11.56)	(0:12.30)
6	3	Captain Eagle	1:43.17	0:25.78	64.5 (1660 - 1400)	1:43.17	1:25.79 [2]	1:13.77 [2]	1:01.58 [3]	0:49.07 [2]	0:36.82 [2]	0:24.92 [2]	0:13.14 [2]
	(5)	Mark Du Plessis	5.0L (+6)	0:36.82	400-200 (0:11.78)	(0:17.38)	(0:12.01)	(0:12.19)	(0:12.51)	(0:12.24)	(0:11.90)	(0:11.78)	(0:13.14)
7	1	Smart Action	1:43.58	0:26.50	65.1 (1660 - 1400)	1:43.58	1:25.50 [9]	1:13.39 [9]	1:01.47 [9]	0:48.64 [9]	0:36.55 [8]	0:24.79 [8]	0:13.02 [8]
	(9)	Corey Sutherland	7.4L (-3)	0:36.55	600-400 (0:11.76)	(0:18.08)	(0:12.11)	(0:11.92)	(0:12.83)	(0:12.09)	(0:11.76)	(0:11.77)	(0:13.02)
8	12	Jupiter Hills	1:43.68	0:26.33	63.7 (600-400)	1:43.68	1:25.83 [8]	1:13.77 [7]	1:01.82 [5]	0:49.10 [4]	0:36.98 [4]	0:25.16 [5]	0:13.38 [6]
	(4)	Robbie Dolan	8.0L (+1)	0:36.99	400-200 (0:11.78)	(0:17.85)	(0:12.06)	(0:11.95)	(0:12.72)	(0:12.12)	(0:11.83)	(0:11.78)	(0:13.38)
9	4	Go Maro	1:44.06	0:26.18	64.0 (1660 - 1400)	1:44.06	1:26.30 [6]	1:14.23 [6]	1:02.19 [6]	0:49.41 [6]	0:37.11 [7]	0:25.16 [9]	0:13.33 [9]
	(8)	Benjamin Osmond	10.3L (-1)	0:37.11	400-200 (0:11.83)	(0:17.76)	(0:12.06)	(0:12.04)	(0:12.78)	(0:12.30)	(0:11.95)	(0:11.83)	(0:13.33)

Scratched: Ready Azz Eva (#5), Riez Souvent (#6), Hazy Hill (#10), Echo Hunter (#11), Bolshevic Road (#14), Port River Billie (#15)

Report Created: Wed 24 June 2026

(Note: Races are conducted over an approximate distance as close as possible to the advertised distance, and recorded data may vary accordingly. Official times refer to race times only and do not include handicap times.)

[] Position in running at each section and finish TAB# Saddle cloth number
 -:-:- No data available at this section BAR# Barrier/Gate Position
 NA No data available DNF Did not finish
 DNT Did not track DT-W Distance travelled compared to winner in metres

Fastest split
 Fastest section

Page 1/10
 data processed by TRIPLES DATA

Horse/Jockey Name	Golden Eyes/Ben Thompson
Finish Rank	1
Fastest Section Time (Section)	0:11.65 (600-400)
Top Speed [km/h] (Section)	63.1 (1660 - 1400)
Race State	Finished



Doomben QLD --Professional-2026-06-24

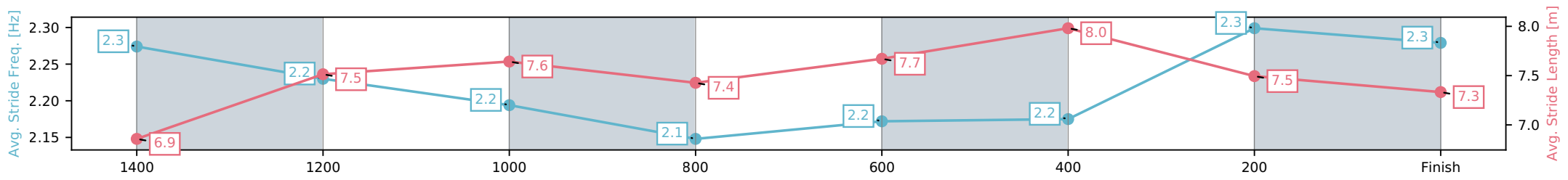
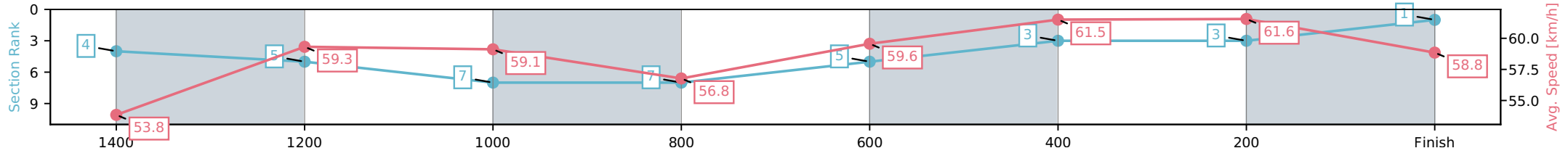
Race 7: Mullins Lawyers BM65 Handicap - 1660m

24 June 2026 - 4:03PM

Track Rating: Soft 6, Weather: Fine, Rail Position: +11m Entire Circuit



Section	L1660	L1400	L1200	L1000	L800	L600	L400	L200
Section Times	1:42.32 (0:17.62)	1:24.70 [4] (0:12.18)	1:12.53 [5] (0:12.17)	1:00.35 [7] (0:12.69)	0:47.66 [7] (0:12.10)	0:35.56 [5] (0:11.65)	0:23.91 [3] (0:11.67)	0:12.25 [3] (0:12.25)
Average Speed [km/h]	53.8	59.3	59.1	56.8	59.6	61.5	61.6	58.8
Top Speed [km/h]	63.1	61.2	61.1	59.1	61.0	62.4	62.3	61.4
Avg. Dist. to Rail [m]	2.5	0.5	0.4	0.4	0.5	0.9	0.6	0.7
Avg. Stride Freq. [Hz]	2.3	2.2	2.2	2.1	2.2	2.2	2.3	2.3
Avg. Stride Length [m]	6.9	7.5	7.6	7.4	7.7	8.0	7.5	7.3



[] Ranking at each section and finish
 -:-:- No data available at this section
 NA No data available

Horse/Jockey Name	Black Eyed Blonde/Bella Youngberry
Finish Rank	2
Fastest Section Time (Section)	0:11.76 (400-200)
Top Speed [km/h] (Section)	65.6 (1660 - 1400)
Race State	Finished



Doomben QLD --Professional-2026-06-24

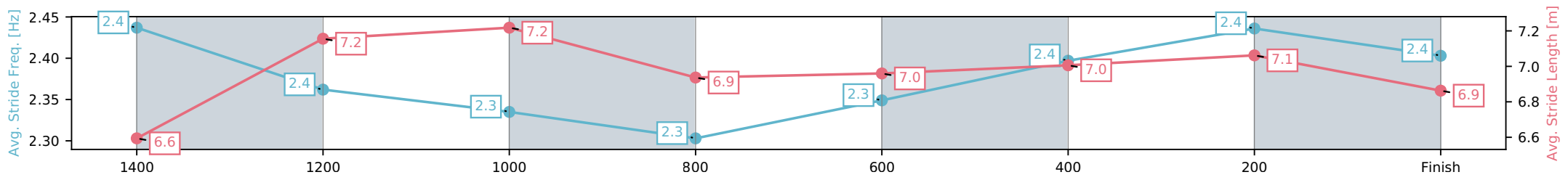
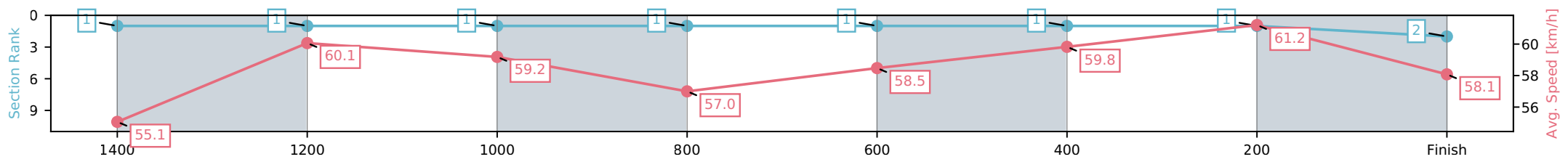
Race 7: Mullins Lawyers BM65 Handicap - 1660m

24 June 2026 - 4:03PM

Track Rating: Soft 6, Weather: Fine, Rail Position: +11m Entire Circuit



Section	L1660	L1400	L1200	L1000	L800	L600	L400	L200
Section Times	1:42.53 (0:17.14)	1:25.39 [1] (0:11.94)	1:13.45 [1] (0:12.17)	1:01.28 [1] (0:12.63)	0:48.65 [1] (0:12.32)	0:36.33 [1] (0:12.02)	0:24.31 [1] (0:11.76)	0:12.55 [1] (0:12.55)
Average Speed [km/h]	55.1	60.1	59.2	57.0	58.5	59.8	61.2	58.1
Top Speed [km/h]	65.6	61.1	61.6	58.0	60.1	60.3	62.2	60.0
Avg. Dist. to Rail [m]	1.0	0.7	0.3	0.3	0.5	0.3	0.5	1.0
Avg. Stride Freq. [Hz]	2.4	2.4	2.3	2.3	2.3	2.4	2.4	2.4
Avg. Stride Length [m]	6.6	7.2	7.2	6.9	7.0	7.0	7.1	6.9



[] Ranking at each section and finish
 -:-:- No data available at this section
 NA No data available

Horse/Jockey Name	Empress Of Japan/Jace McMurray
Finish Rank	3
Fastest Section Time (Section)	0:11.48 (400-200)
Top Speed [km/h] (Section)	63.4 (400-200)
Race State	Finished



Doomben QLD --Professional-2026-06-24

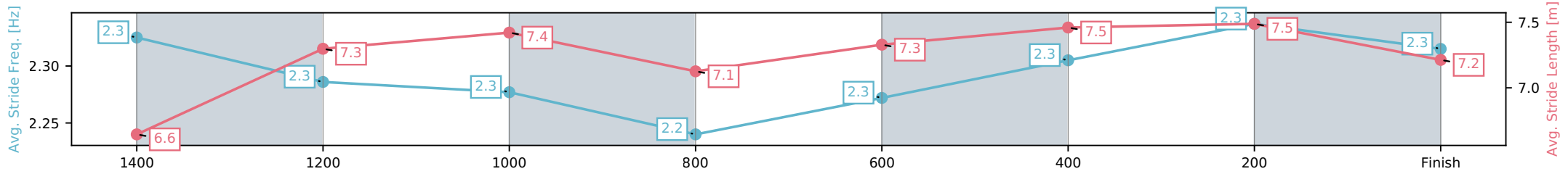
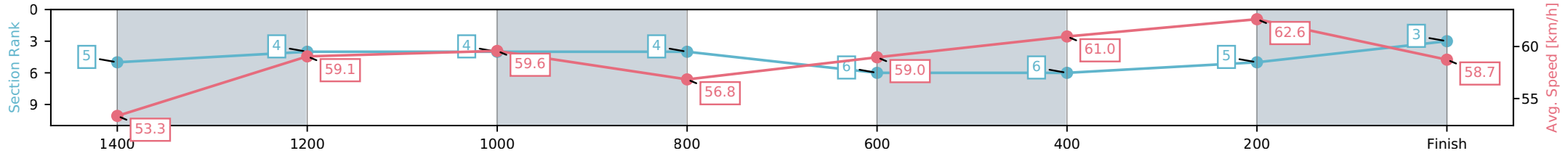
Race 7: Mullins Lawyers BM65 Handicap - 1660m

24 June 2026 - 4:03PM

Track Rating: Soft 6, Weather: Fine, Rail Position: +11m Entire Circuit



Section	L1660	L1400	L1200	L1000	L800	L600	L400	L200
Section Times	1:42.62 (0:17.66)	1:24.96 [5] (0:12.10)	1:12.86 [4] (0:12.08)	1:00.78 [4] (0:12.74)	0:48.04 [4] (0:12.25)	0:35.79 [6] (0:11.88)	0:23.91 [6] (0:11.48)	0:12.43 [5] (0:12.43)
Average Speed [km/h]	53.3	59.1	59.6	56.8	59.0	61.0	62.6	58.7
Top Speed [km/h]	62.2	60.1	60.9	59.0	60.3	61.7	63.4	61.6
Avg. Dist. to Rail [m]	2.7	1.2	0.3	1.3	1.0	1.1	1.4	2.6
Avg. Stride Freq. [Hz]	2.3	2.3	2.3	2.2	2.3	2.3	2.3	2.3
Avg. Stride Length [m]	6.6	7.3	7.4	7.1	7.3	7.5	7.5	7.2



[] Ranking at each section and finish
 -:-:- No data available at this section
 NA No data available

Horse/Jockey Name	Kundabung/Ryan Maloney
Finish Rank	4
Fastest Section Time (Section)	0:11.70 (400-200)
Top Speed [km/h] (Section)	63.8 (1660 - 1400)
Race State	Finished



Doomben QLD --Professional-2026-06-24

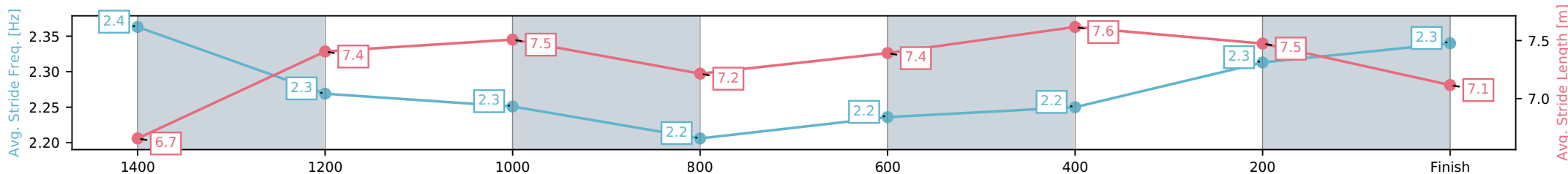
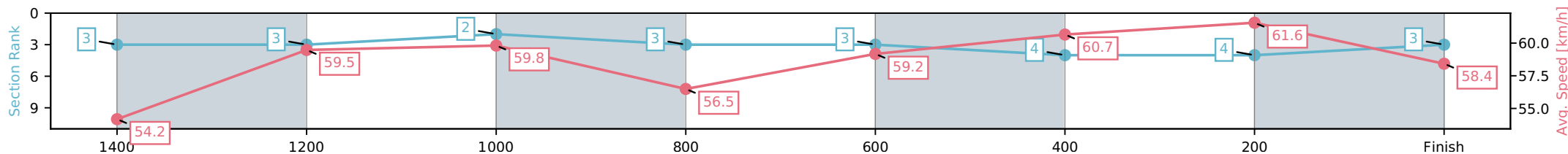
Race 7: Mullins Lawyers BM65 Handicap - 1660m

24 June 2026 - 4:03PM

Track Rating: Soft 6, Weather: Fine, Rail Position: +11m Entire Circuit



Section	L1660	L1400	L1200	L1000	L800	L600	L400	L200
Section Times	1:42.62 (0:17.41)	1:25.21 [3] (0:12.03)	1:13.18 [3] (0:12.04)	1:01.13 [2] (0:12.79)	0:48.34 [3] (0:12.25)	0:36.09 [3] (0:11.89)	0:24.20 [4] (0:11.70)	0:12.50 [4] (0:12.50)
Average Speed [km/h]	54.2	59.5	59.8	56.5	59.2	60.7	61.6	58.4
Top Speed [km/h]	63.8	61.2	60.9	58.2	60.4	61.1	62.3	61.4
Avg. Dist. to Rail [m]	1.9	0.8	0.3	1.0	1.3	0.6	0.6	1.8
Avg. Stride Freq. [Hz]	2.4	2.3	2.3	2.2	2.2	2.2	2.3	2.3
Avg. Stride Length [m]	6.7	7.4	7.5	7.2	7.4	7.6	7.5	7.1



[] Ranking at each section and finish
 -:-:- No data available at this section
 NA No data available

Horse/Jockey Name	Run To You/Taylor Marshall
Finish Rank	5
Fastest Section Time (Section)	0:11.56 (400-200)
Top Speed [km/h] (Section)	63.9 (400-200)
Race State	Finished



Doomben QLD --Professional-2026-06-24

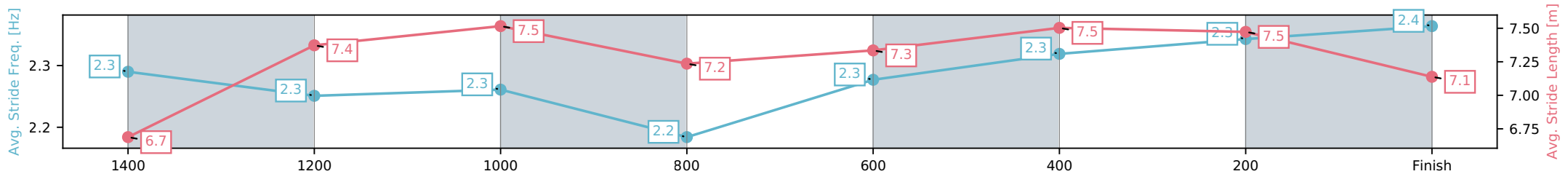
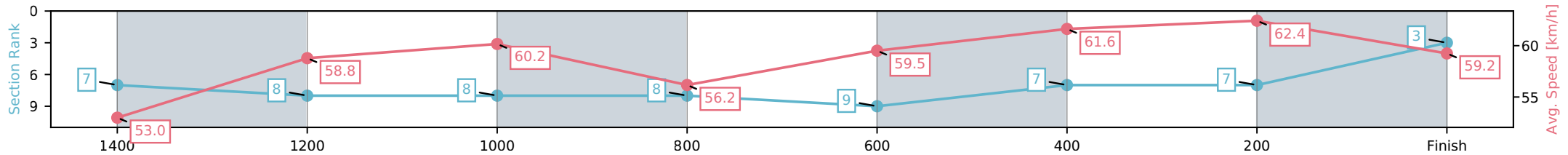
Race 7: Mullins Lawyers BM65 Handicap - 1660m

24 June 2026 - 4:03PM

Track Rating: Soft 6, Weather: Fine, Rail Position: +11m Entire Circuit



Section	L1660	L1400	L1200	L1000	L800	L600	L400	L200
Section Times	1:42.62 (0:17.84)	1:24.78 [7] (0:12.26)	1:12.52 [8] (0:11.98)	1:00.54 [8] (0:12.84)	0:47.70 [8] (0:12.13)	0:35.57 [9] (0:11.71)	0:23.86 [7] (0:11.56)	0:12.30 [7] (0:12.30)
Average Speed [km/h]	53.0	58.8	60.2	56.2	59.5	61.6	62.4	59.2
Top Speed [km/h]	63.6	61.5	62.1	59.4	61.0	63.3	63.9	61.8
Avg. Dist. to Rail [m]	1.0	0.4	0.5	0.6	0.6	0.4	2.6	4.9
Avg. Stride Freq. [Hz]	2.3	2.3	2.3	2.2	2.3	2.3	2.3	2.4
Avg. Stride Length [m]	6.7	7.4	7.5	7.2	7.3	7.5	7.5	7.1



- [] Ranking at each section and finish
- :-:- No data available at this section
- NA No data available

Horse/Jockey Name	Captain Eagle/Mark Du Plessis
Finish Rank	6
Fastest Section Time (Section)	0:11.78 (400-200)
Top Speed [km/h] (Section)	64.5 (1660 - 1400)
Race State	Finished



Doomben QLD --Professional-2026-06-24

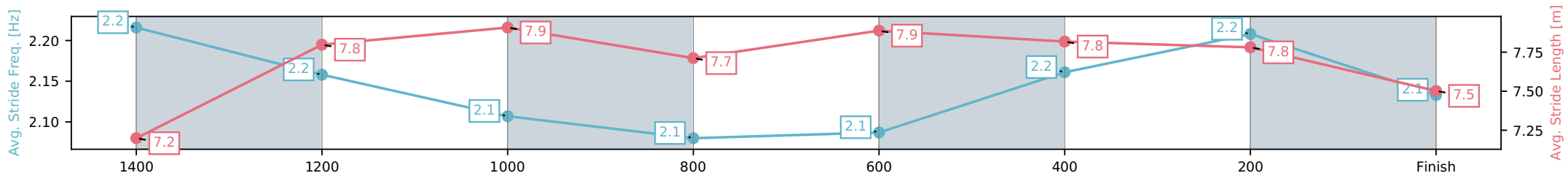
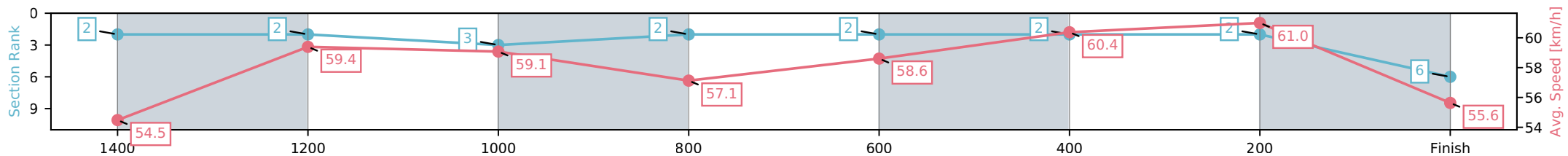
Race 7: Mullins Lawyers BM65 Handicap - 1660m

24 June 2026 - 4:03PM

Track Rating: Soft 6, Weather: Fine, Rail Position: +11m Entire Circuit



Section	L1660	L1400	L1200	L1000	L800	L600	L400	L200
Section Times	1:43.17 (0:17.38)	1:25.79 [2] (0:12.01)	1:13.77 [2] (0:12.19)	1:01.58 [3] (0:12.51)	0:49.07 [2] (0:12.24)	0:36.82 [2] (0:11.90)	0:24.92 [2] (0:11.78)	0:13.14 [2] (0:13.14)
Average Speed [km/h]	54.5	59.4	59.1	57.1	58.6	60.4	61.0	55.6
Top Speed [km/h]	64.5	60.7	60.5	57.8	60.2	60.9	62.0	59.8
Avg. Dist. to Rail [m]	0.6	1.4	1.8	1.9	0.6	0.5	0.6	1.8
Avg. Stride Freq. [Hz]	2.2	2.2	2.1	2.1	2.1	2.2	2.2	2.1
Avg. Stride Length [m]	7.2	7.8	7.9	7.7	7.9	7.8	7.8	7.5



- [] Ranking at each section and finish
- :-:- No data available at this section
- NA No data available

Horse/Jockey Name	Smart Action/Corey Sutherland
Finish Rank	7
Fastest Section Time (Section)	0:11.76 (600-400)
Top Speed [km/h] (Section)	65.1 (1660 - 1400)
Race State	Finished



Doomben QLD --Professional-2026-06-24

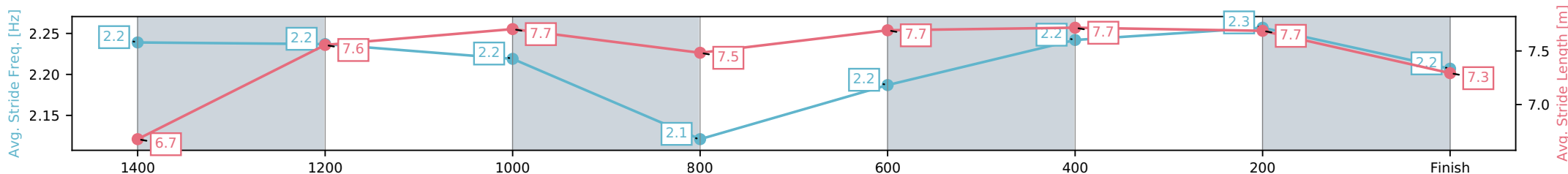
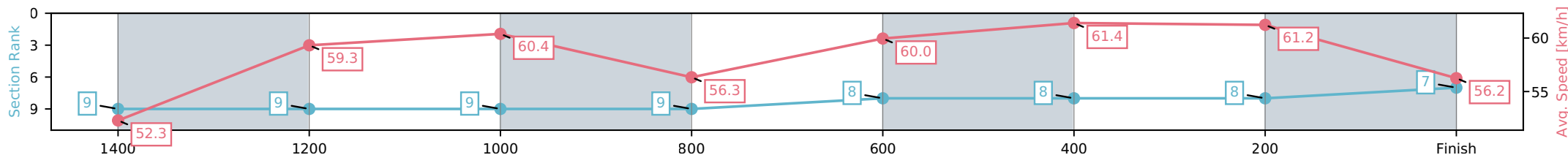
Race 7: Mullins Lawyers BM65 Handicap - 1660m

24 June 2026 - 4:03PM

Track Rating: Soft 6, Weather: Fine, Rail Position: +11m Entire Circuit



Section	L1660	L1400	L1200	L1000	L800	L600	L400	L200
Section Times	1:43.58 (0:18.08)	1:25.50 [9] (0:12.11)	1:13.39 [9] (0:11.92)	1:01.47 [9] (0:12.83)	0:48.64 [9] (0:12.09)	0:36.55 [8] (0:11.76)	0:24.79 [8] (0:11.77)	0:13.02 [8] (0:13.02)
Average Speed [km/h]	52.3	59.3	60.4	56.3	60.0	61.4	61.2	56.2
Top Speed [km/h]	65.1	62.7	62.2	59.4	61.3	62.4	62.7	59.4
Avg. Dist. to Rail [m]	1.4	0.4	0.4	1.2	1.5	0.6	2.1	3.2
Avg. Stride Freq. [Hz]	2.2	2.2	2.2	2.1	2.2	2.2	2.3	2.2
Avg. Stride Length [m]	6.7	7.6	7.7	7.5	7.7	7.7	7.7	7.3



- [] Ranking at each section and finish
- :-:- No data available at this section
- NA No data available

Horse/Jockey Name	Jupiter Hills/Robbie Dolan
Finish Rank	8
Fastest Section Time (Section)	0:11.78 (400-200)
Top Speed [km/h] (Section)	63.7 (600-400)
Race State	Finished



Doomben QLD --Professional-2026-06-24

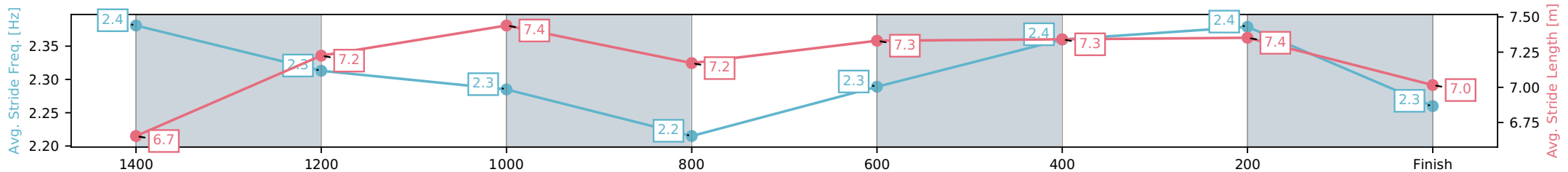
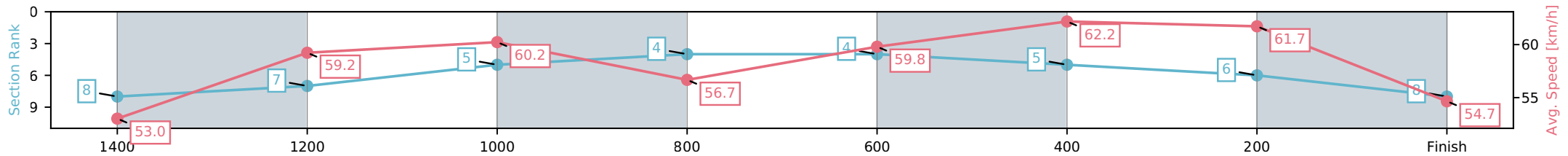
Race 7: Mullins Lawyers BM65 Handicap - 1660m

24 June 2026 - 4:03PM

Track Rating: Soft 6, Weather: Fine, Rail Position: +11m Entire Circuit



Section	L1660	L1400	L1200	L1000	L800	L600	L400	L200
Section Times	1:43.68 (0:17.85)	1:25.83 [8] (0:12.06)	1:13.77 [7] (0:11.95)	1:01.82 [5] (0:12.72)	0:49.10 [4] (0:12.12)	0:36.98 [4] (0:11.83)	0:25.16 [5] (0:11.78)	0:13.38 [6] (0:13.38)
Average Speed [km/h]	53.0	59.2	60.2	56.7	59.8	62.2	61.7	54.7
Top Speed [km/h]	63.6	61.1	62.1	60.1	61.0	63.7	63.2	61.7
Avg. Dist. to Rail [m]	1.7	1.6	1.1	0.5	1.4	3.9	5.2	5.7
Avg. Stride Freq. [Hz]	2.4	2.3	2.3	2.2	2.3	2.4	2.4	2.3
Avg. Stride Length [m]	6.7	7.2	7.4	7.2	7.3	7.3	7.4	7.0



[] Ranking at each section and finish
 -:-:- No data available at this section
 NA No data available

Horse/Jockey Name	Go Maro/Benjamin Osmond
Finish Rank	9
Fastest Section Time (Section)	0:11.83 (400-200)
Top Speed [km/h] (Section)	64.0 (1660 - 1400)
Race State	Finished



Doomben QLD --Professional-2026-06-24

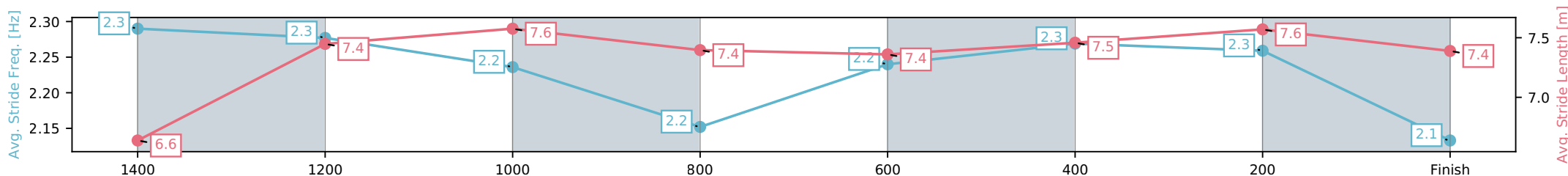
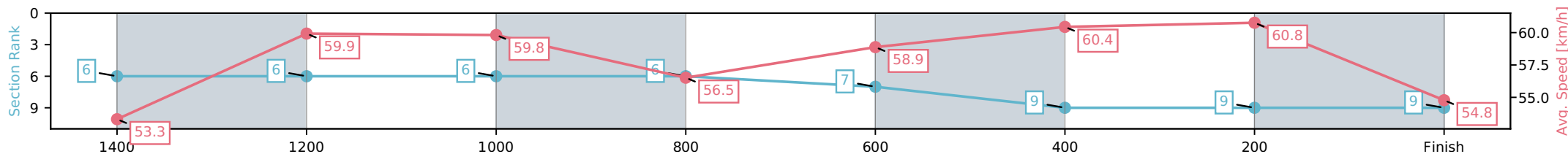
Race 7: Mullins Lawyers BM65 Handicap - 1660m

24 June 2026 - 4:03PM

Track Rating: Soft 6, Weather: Fine, Rail Position: +11m Entire Circuit



Section	L1660	L1400	L1200	L1000	L800	L600	L400	L200
Section Times	1:44.06 (0:17.76)	1:26.30 [6] (0:12.06)	1:14.23 [6] (0:12.04)	1:02.19 [6] (0:12.78)	0:49.41 [6] (0:12.30)	0:37.11 [7] (0:11.95)	0:25.16 [9] (0:11.83)	0:13.33 [9] (0:13.33)
Average Speed [km/h]	53.3	59.9	59.8	56.5	58.9	60.4	60.8	54.8
Top Speed [km/h]	64.0	60.7	61.4	59.1	60.1	61.3	61.6	59.6
Avg. Dist. to Rail [m]	2.2	0.7	0.7	1.2	1.1	0.8	2.5	3.4
Avg. Stride Freq. [Hz]	2.3	2.3	2.2	2.2	2.2	2.3	2.3	2.1
Avg. Stride Length [m]	6.6	7.4	7.6	7.4	7.4	7.5	7.6	7.4



- [] Ranking at each section and finish
- :-:- No data available at this section
- NA No data available



Doomben QLD

Race 8: Ladbrokes Fast Payouts Class 1 Plate - 1350m

24 June 2026 - 4:39PM



BRISBANE RACING CLUB

Track Rating: Soft 6, Weather: Fine, Rail Position: +11m Entire Circuit

Field Times	1:21.84	1:10.99	1:00.07	0:48.30	0:35.79	0:23.55	0:12.06
(Race Tempo)	(0:10.85)	(0:10.91)	(0:11.77)	(0:12.51)	(0:12.24)	(0:11.49)	(0:12.06)

Rank	TAB#	Horse	Overall Time	First 400m	Top Speed km/h (Section)	L1350	L1200	L1000	L800	L600	L400	L200	
	(BAR#)	Jockey	Margin (DT-W)	Last 600m	Fastest Section (Time)	Start - 1200	1200 - 1000	1000 - 800	800 - 600	600 - 400	400 - 200	200 - Finish	
1	1	Automne Tree	1:21.84	0:25.12	66.0 (1200-1000)	1:21.84	1:10.73 [5]	0:59.55 [6]	0:47.73 [6]	0:35.23 [5]	0:23.27 [4]	0:11.98 [2]	
	(1)	Ryan Maloney		0:35.23	1200-1000 (0:11.18)	(0:11.11)	(0:11.18)	(0:11.82)	(0:12.50)	(0:11.96)	(0:11.29)	(0:11.98)	
2	7	Rough Cause	1:21.97	0:24.56	67.3 (1200-1000)	1:21.97	1:11.12 [1]	1:00.20 [1]	0:48.43 [1]	0:35.92 [1]	0:23.68 [1]	0:12.19 [1]	
	(10)	Emily Lang	0.8L (+3)	0:35.92	1200-1000 (0:10.91)	(0:10.85)	(0:10.91)	(0:11.77)	(0:12.51)	(0:12.24)	(0:11.49)	(0:12.19)	
3	8	Swag	1:22.30	0:24.75	67.4 (1200-1000)	1:22.30	1:11.22 [3]	1:00.35 [2]	0:48.54 [2]	0:36.09 [2]	0:23.91 [2]	0:12.36 [3]	
	(8)	Daniel Moor	2.7L (+0)	0:36.09	1200-1000 (0:10.87)	(0:11.08)	(0:10.87)	(0:11.80)	(0:12.46)	(0:12.18)	(0:11.55)	(0:12.36)	
4	10	Better Not Slip	1:22.45	0:24.91	66.8 (1200-1000)	1:22.45	1:11.35 [4]	1:00.36 [4]	0:48.53 [3]	0:35.97 [3]	0:23.80 [6]	0:12.36 [4]	
	(2)	Cejay Graham	3.6L (+10)	0:35.97	1200-1000 (0:10.99)	(0:11.10)	(0:10.99)	(0:11.83)	(0:12.56)	(0:12.17)	(0:11.44)	(0:12.36)	
5	2	Slipsain	1:22.47	0:25.74	66.6 (1200-1000)	1:22.47	1:10.54 [10]	0:59.54 [10]	0:47.78 [9]	0:35.19 [10]	0:23.12 [10]	0:11.75 [10]	
	(9)	Adin Thompson	3.8L (+4)	0:35.19	1200-1000 (0:11.00)	(0:11.93)	(0:11.00)	(0:11.76)	(0:12.58)	(0:12.07)	(0:11.37)	(0:11.75)	
6	3	Atlantic Coast	1:22.50	0:25.74	66.7 (1200-1000)	1:22.50	1:10.71 [9]	0:59.62 [9]	0:47.71 [10]	0:35.29 [9]	0:23.39 [9]	0:12.22 [7]	
	(7)	Robbie Dolan	3.9L (+0)	0:35.28	1200-1000 (0:11.08)	(0:11.79)	(0:11.08)	(0:11.91)	(0:12.43)	(0:11.90)	(0:11.16)	(0:12.22)	
7	5	King Cobama	1:22.72	0:25.06	67.1 (1200-1000)	1:22.72	1:11.58 [6]	1:00.51 [5]	0:48.63 [5]	0:36.06 [6]	0:24.11 [5]	0:12.55 [5]	
	(4)	Jace McMurray	5.2L (+2)	0:36.06	1200-1000 (0:11.06)	(0:11.14)	(0:11.06)	(0:11.89)	(0:12.57)	(0:11.95)	(0:11.56)	(0:12.55)	
8	12	Sequel	1:22.82	0:24.88	66.8 (1200-1000)	1:22.82	1:11.90 [2]	1:00.78 [3]	0:48.80 [4]	0:36.22 [4]	0:24.29 [3]	0:12.59 [6]	
	(5)	Martin Harley	5.8L (+3)	0:36.22	1200-1000 (0:11.12)	(0:10.92)	(0:11.12)	(0:11.99)	(0:12.58)	(0:11.93)	(0:11.70)	(0:12.59)	
9	11	Opetaia	1:23.05	0:25.43	66.5 (1200-1000)	1:23.05	1:11.50 [8]	1:00.45 [8]	0:48.61 [7]	0:36.13 [8]	0:24.07 [8]	0:12.51 [9]	
	(6)	Ben Thompson	7.1L (+2)	0:36.13	1200-1000 (0:11.06)	(0:11.54)	(0:11.06)	(0:11.84)	(0:12.48)	(0:12.06)	(0:11.56)	(0:12.51)	
10	4	Barcelo	1:23.23	0:25.45	65.4 (1200-1000)	1:23.23	1:11.91 [7]	1:00.67 [7]	0:48.76 [8]	0:36.36 [7]	0:24.33 [7]	0:12.74 [8]	
	(3)	Kyle Wilson-Taylor	8.2L (+0)	0:36.36	1200-1000 (0:11.24)	(0:11.32)	(0:11.24)	(0:11.91)	(0:12.40)	(0:12.03)	(0:11.59)	(0:12.74)	

Scratched: Problematical (#6), Dare To Love (#9)

Report Created: Wed 24 June 2026

(Note: Races are conducted over an approximate distance as close as possible to the advertised distance, and recorded data may vary accordingly. Official times refer to race times only and do not include handicap times.)

[] Position in running at each section and finish
 TAB# Saddle cloth number
 --- No data available at this section
 NA No data available
 DNT Did not track

BAR# Barrier/Gate Position
 DNF Did not finish
 DT-W Distance travelled compared to winner in metres

Fastest split
 Fastest section

data processed by TRIPLES DATA

Horse/Jockey Name	Automne Tree/Ryan Maloney
Finish Rank	1
Fastest Section Time (Section)	0:11.18 (1200-1000)
Top Speed [km/h] (Section)	66.0 (1200-1000)
Race State	Finished



Doomben QLD --Professional-2026-06-24

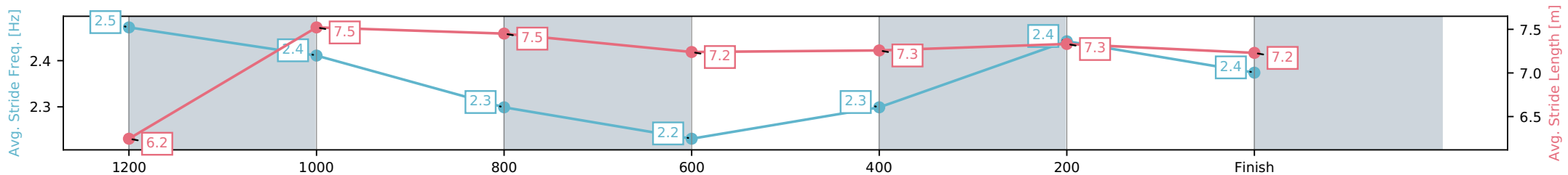
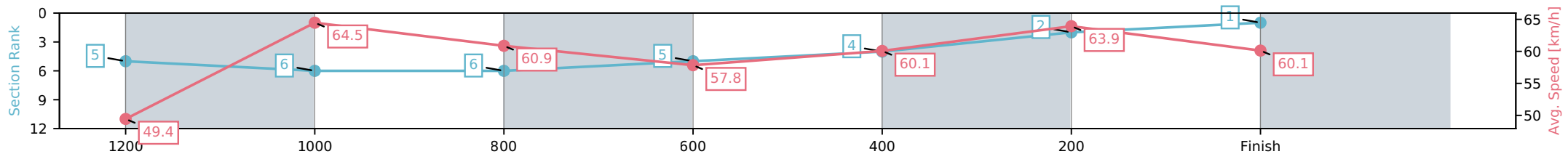
Race 8: Ladbrokes Fast Payouts Class 1 Plate - 1350m

24 June 2026 - 4:39PM

Track Rating: Soft 6, Weather: Fine, Rail Position: +11m Entire Circuit



Section	L1350	L1200	L1000	L800	L600	L400	L200
Section Times	1:21.84 (0:11.11)	1:10.73 [5] (0:11.18)	0:59.55 [6] (0:11.82)	0:47.73 [6] (0:12.50)	0:35.23 [5] (0:11.96)	0:23.27 [4] (0:11.29)	0:11.98 [2] (0:11.98)
Average Speed [km/h]	49.4	64.5	60.9	57.8	60.1	63.9	60.1
Top Speed [km/h]	65.0	66.0	63.7	58.4	62.1	64.6	63.7
Avg. Dist. to Rail [m]	1.1	0.6	0.9	0.3	0.5	2.9	2.5
Avg. Stride Freq. [Hz]	2.5	2.4	2.3	2.2	2.3	2.4	2.4
Avg. Stride Length [m]	6.2	7.5	7.5	7.2	7.3	7.3	7.2



- [] Ranking at each section and finish
- :-:- No data available at this section
- NA No data available

Horse/Jockey Name	Rough Cause/Emily Lang
Finish Rank	2
Fastest Section Time (Section)	0:10.91 (1200-1000)
Top Speed [km/h] (Section)	67.3 (1200-1000)
Race State	Finished



Doomben QLD --Professional-2026-06-24

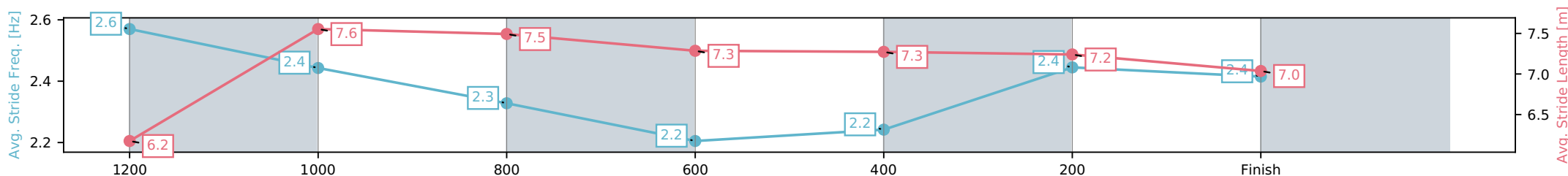
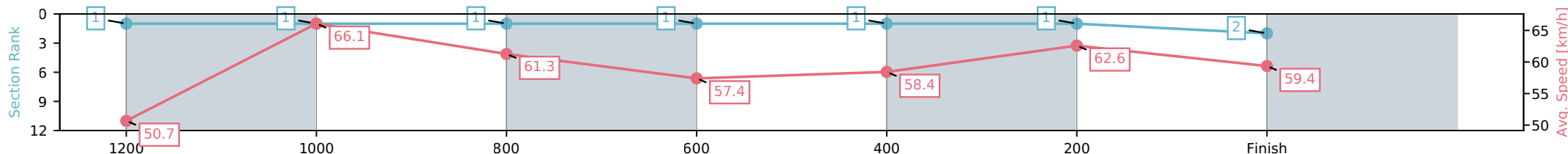
Race 8: Ladbrokes Fast Payouts Class 1 Plate - 1350m

24 June 2026 - 4:39PM

Track Rating: Soft 6, Weather: Fine, Rail Position: +11m Entire Circuit



Section	L1350	L1200	L1000	L800	L600	L400	L200
Section Times	1:21.97 (0:10.85)	1:11.12 [1] (0:10.91)	1:00.20 [1] (0:11.77)	0:48.43 [1] (0:12.51)	0:35.92 [1] (0:12.24)	0:23.68 [1] (0:11.49)	0:12.19 [1] (0:12.19)
Average Speed [km/h]	50.7	66.1	61.3	57.4	58.4	62.6	59.4
Top Speed [km/h]	66.9	67.3	64.8	57.7	60.8	63.5	61.8
Avg. Dist. to Rail [m]	9.4	3.3	0.5	0.4	1.0	0.7	1.1
Avg. Stride Freq. [Hz]	2.6	2.4	2.3	2.2	2.2	2.4	2.4
Avg. Stride Length [m]	6.2	7.6	7.5	7.3	7.3	7.2	7.0



- [] Ranking at each section and finish
- :-:- No data available at this section
- NA No data available

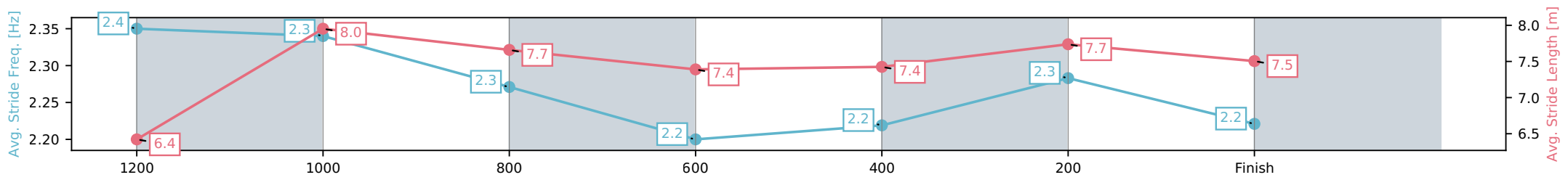
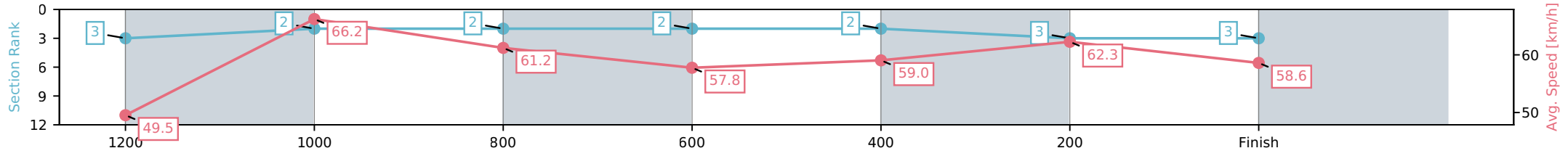
Horse/Jockey Name	Swag/Daniel Moor
Finish Rank	3
Fastest Section Time (Section)	0:10.87 (1200-1000)
Top Speed [km/h] (Section)	67.4 (1200-1000)
Race State	Finished



Doomben QLD --Professional-2026-06-24
 Race 8: Ladbrokes Fast Payouts Class 1 Plate - 1350m
 24 June 2026 - 4:39PM
 Track Rating: Soft 6, Weather: Fine, Rail Position: +11m Entire Circuit



Section	L1350	L1200	L1000	L800	L600	L400	L200
Section Times	1:22.30 (0:11.08)	1:11.22 [3] (0:10.87)	1:00.35 [2] (0:11.80)	0:48.54 [2] (0:12.46)	0:36.09 [2] (0:12.18)	0:23.91 [2] (0:11.55)	0:12.36 [3] (0:12.36)
Average Speed [km/h]	49.5	66.2	61.2	57.8	59.0	62.3	58.6
Top Speed [km/h]	65.7	67.4	64.5	58.5	61.6	63.1	60.9
Avg. Dist. to Rail [m]	7.5	3.9	1.5	0.1	0.3	1.0	1.6
Avg. Stride Freq. [Hz]	2.4	2.3	2.3	2.2	2.2	2.3	2.2
Avg. Stride Length [m]	6.4	8.0	7.7	7.4	7.4	7.7	7.5



[] Ranking at each section and finish
 -.-.- No data available at this section
 NA No data available

Horse/Jockey Name	Better Not Slip/Cejay Graham
Finish Rank	4
Fastest Section Time (Section)	0:10.99 (1200-1000)
Top Speed [km/h] (Section)	66.8 (1200-1000)
Race State	Finished



Doomben QLD --Professional-2026-06-24

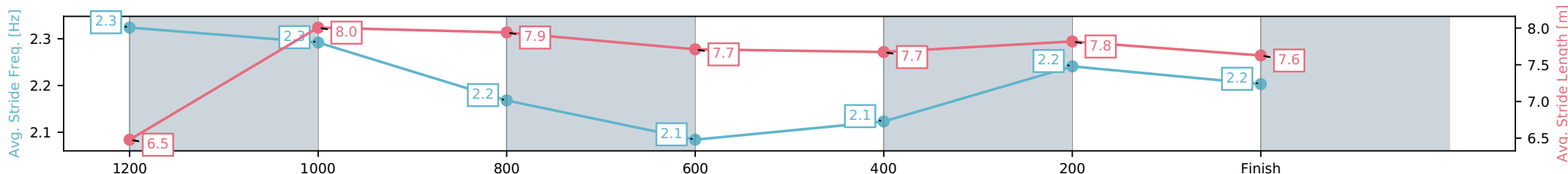
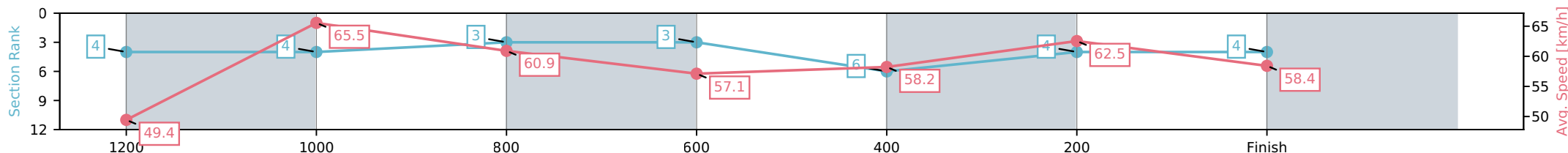
Race 8: Ladbrokes Fast Payouts Class 1 Plate - 1350m

24 June 2026 - 4:39PM

Track Rating: Soft 6, Weather: Fine, Rail Position: +11m Entire Circuit



Section	L1350	L1200	L1000	L800	L600	L400	L200
Section Times	1:22.45 (0:11.10)	1:11.35 [4] (0:10.99)	1:00.36 [4] (0:11.83)	0:48.53 [3] (0:12.56)	0:35.97 [3] (0:12.17)	0:23.80 [6] (0:11.44)	0:12.36 [4] (0:12.36)
Average Speed [km/h]	49.4	65.5	60.9	57.1	58.2	62.5	58.4
Top Speed [km/h]	65.7	66.8	63.9	58.0	59.9	64.4	61.6
Avg. Dist. to Rail [m]	2.4	1.5	0.9	0.9	2.7	2.3	0.8
Avg. Stride Freq. [Hz]	2.3	2.3	2.2	2.1	2.1	2.2	2.2
Avg. Stride Length [m]	6.5	8.0	7.9	7.7	7.7	7.8	7.6



- [] Ranking at each section and finish
- :-:- No data available at this section
- NA No data available

Horse/Jockey Name	Slipsain/Adin Thompson
Finish Rank	5
Fastest Section Time (Section)	0:11.00 (1200-1000)
Top Speed [km/h] (Section)	66.6 (1200-1000)
Race State	Finished



Doomben QLD --Professional-2026-06-24

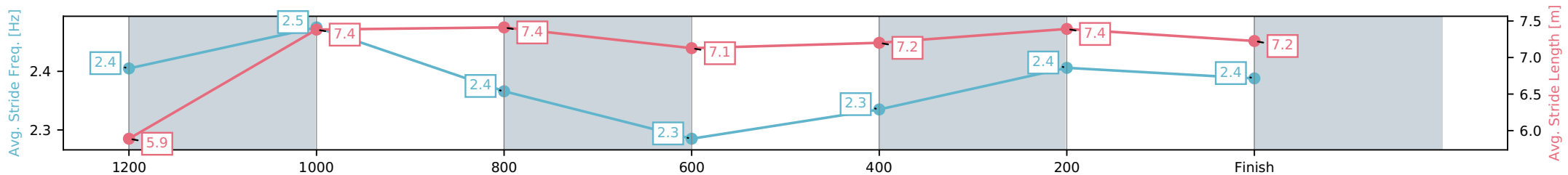
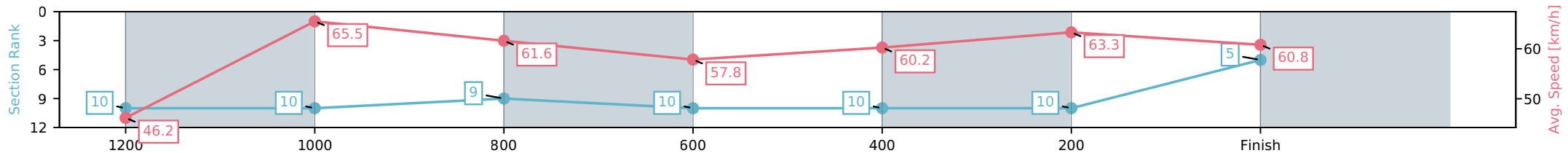
Race 8: Ladbrokes Fast Payouts Class 1 Plate - 1350m

24 June 2026 - 4:39PM

Track Rating: Soft 6, Weather: Fine, Rail Position: +11m Entire Circuit



Section	L1350	L1200	L1000	L800	L600	L400	L200
Section Times	1:22.47 (0:11.93)	1:10.54 [10] (0:11.00)	0:59.54 [10] (0:11.76)	0:47.78 [9] (0:12.58)	0:35.19 [10] (0:12.07)	0:23.12 [10] (0:11.37)	0:11.75 [10] (0:11.75)
Average Speed [km/h]	46.2	65.5	61.6	57.8	60.2	63.3	60.8
Top Speed [km/h]	62.4	66.6	64.4	59.5	62.2	64.7	63.4
Avg. Dist. to Rail [m]	6.0	1.5	1.8	2.3	1.7	0.9	0.9
Avg. Stride Freq. [Hz]	2.4	2.5	2.4	2.3	2.3	2.4	2.4
Avg. Stride Length [m]	5.9	7.4	7.4	7.1	7.2	7.4	7.2



- [] Ranking at each section and finish
- :-:- No data available at this section
- NA No data available

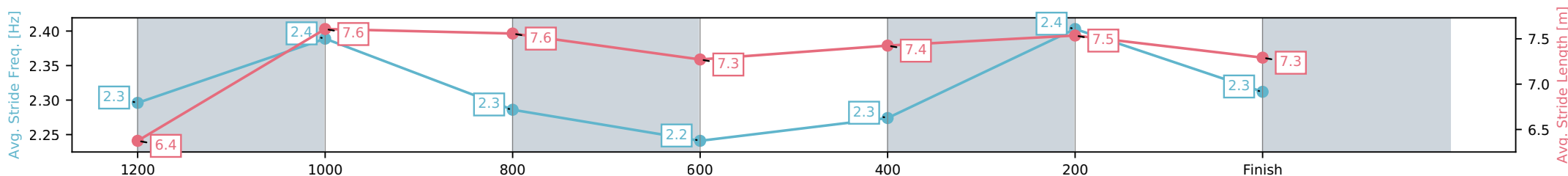
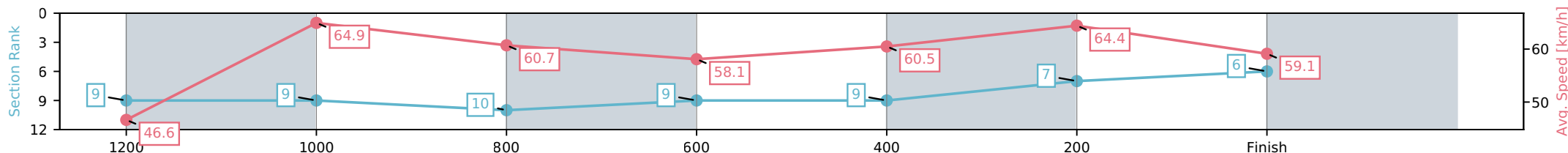
Horse/Jockey Name	Atlantic Coast/Robbie Dolan
Finish Rank	6
Fastest Section Time (Section)	0:11.08 (1200-1000)
Top Speed [km/h] (Section)	66.7 (1200-1000)
Race State	Finished



Doomben QLD --Professional-2026-06-24
 Race 8: Ladbrokes Fast Payouts Class 1 Plate - 1350m
 24 June 2026 - 4:39PM
 Track Rating: Soft 6, Weather: Fine, Rail Position: +11m Entire Circuit



Section	L1350	L1200	L1000	L800	L600	L400	L200
Section Times	1:22.50 (0:11.79)	1:10.71 [9] (0:11.08)	0:59.62 [9] (0:11.91)	0:47.71 [10] (0:12.43)	0:35.29 [9] (0:11.90)	0:23.39 [9] (0:11.16)	0:12.22 [7] (0:12.22)
Average Speed [km/h]	46.6	64.9	60.7	58.1	60.5	64.4	59.1
Top Speed [km/h]	63.6	66.7	63.8	60.4	63.4	66.1	62.5
Avg. Dist. to Rail [m]	4.8	1.3	1.4	0.5	0.3	1.5	2.7
Avg. Stride Freq. [Hz]	2.3	2.4	2.3	2.2	2.3	2.4	2.3
Avg. Stride Length [m]	6.4	7.6	7.6	7.3	7.4	7.5	7.3



- [] Ranking at each section and finish
- :-:- No data available at this section
- NA No data available

Horse/Jockey Name	King Cobama/Jace McMurray
Finish Rank	7
Fastest Section Time (Section)	0:11.06 (1200-1000)
Top Speed [km/h] (Section)	67.1 (1200-1000)
Race State	Finished



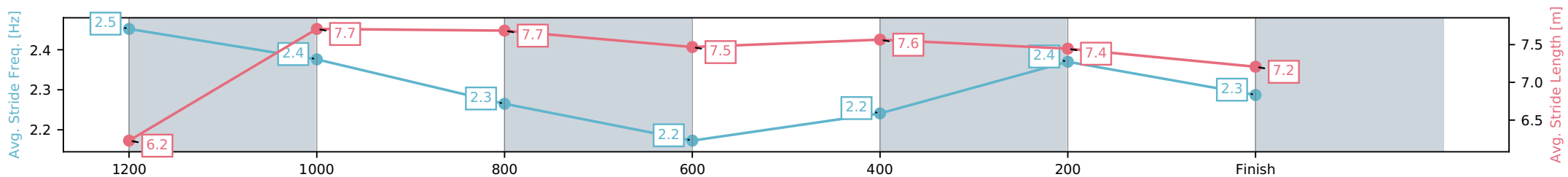
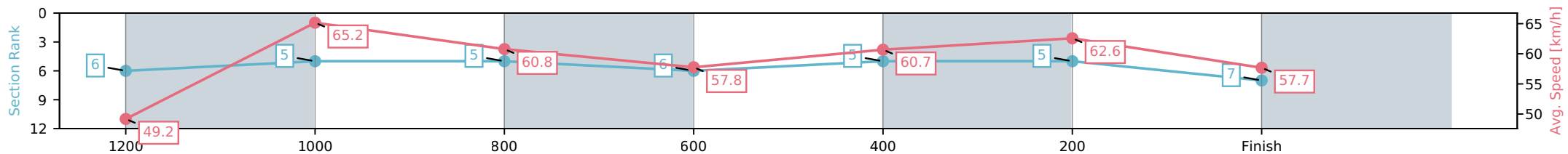
Doomben QLD --Professional-2026-06-24
 Race 8: Ladbrokes Fast Payouts Class 1 Plate - 1350m



24 June 2026 - 4:39PM

Track Rating: Soft 6, Weather: Fine, Rail Position: +11m Entire Circuit

Section	L1350	L1200	L1000	L800	L600	L400	L200
Section Times	1:22.72 (0:11.14)	1:11.58 [6] (0:11.06)	1:00.51 [5] (0:11.89)	0:48.63 [5] (0:12.57)	0:36.06 [6] (0:11.95)	0:24.11 [5] (0:11.56)	0:12.55 [5] (0:12.55)
Average Speed [km/h]	49.2	65.2	60.8	57.8	60.7	62.6	57.7
Top Speed [km/h]	65.6	67.1	63.7	58.6	62.8	63.6	60.9
Avg. Dist. to Rail [m]	3.8	2.2	1.8	1.3	1.2	4.2	4.5
Avg. Stride Freq. [Hz]	2.5	2.4	2.3	2.2	2.2	2.4	2.3
Avg. Stride Length [m]	6.2	7.7	7.7	7.5	7.6	7.4	7.2



- [] Ranking at each section and finish
- :-:- No data available at this section
- NA No data available

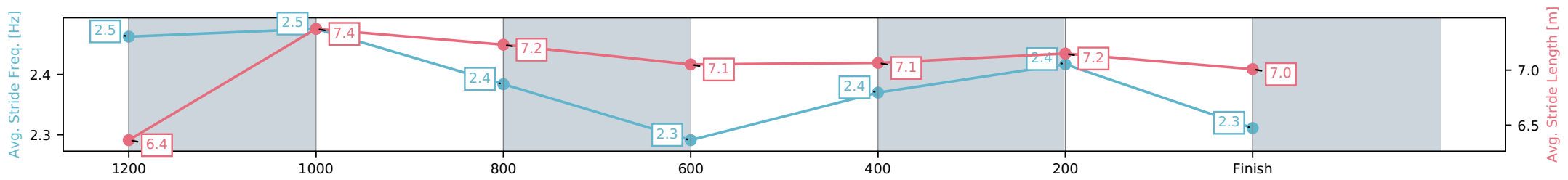
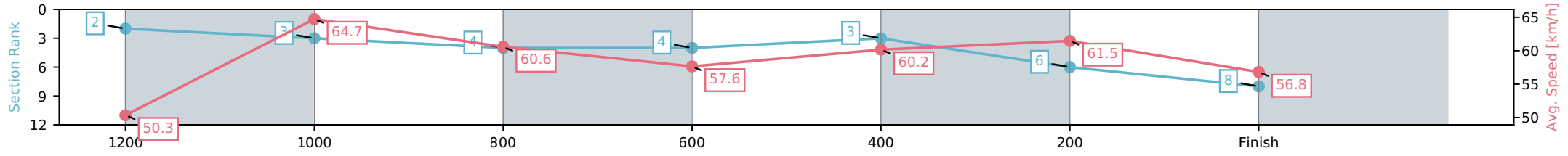
Horse/Jockey Name	Sequel/Martin Harley
Finish Rank	8
Fastest Section Time (Section)	0:11.12 (1200-1000)
Top Speed [km/h] (Section)	66.8 (1200-1000)
Race State	Finished



Doomben QLD --Professional-2026-06-24
 Race 8: Ladbrokes Fast Payouts Class 1 Plate - 1350m
 24 June 2026 - 4:39PM
 Track Rating: Soft 6, Weather: Fine, Rail Position: +11m Entire Circuit



Section	L1350	L1200	L1000	L800	L600	L400	L200
Section Times	1:22.82 (0:10.92)	1:11.90 [2] (0:11.12)	1:00.78 [3] (0:11.99)	0:48.80 [4] (0:12.58)	0:36.22 [4] (0:11.93)	0:24.29 [3] (0:11.70)	0:12.59 [6] (0:12.59)
Average Speed [km/h]	50.3	64.7	60.6	57.6	60.2	61.5	56.8
Top Speed [km/h]	65.0	66.8	63.1	59.0	61.8	63.1	60.1
Avg. Dist. to Rail [m]	5.3	3.1	2.9	1.4	0.7	1.2	2.8
Avg. Stride Freq. [Hz]	2.5	2.5	2.4	2.3	2.4	2.4	2.3
Avg. Stride Length [m]	6.4	7.4	7.2	7.1	7.1	7.2	7.0



[] Ranking at each section and finish
 -.-.- No data available at this section
 NA No data available

Horse/Jockey Name	Opeteia/Ben Thompson
Finish Rank	9
Fastest Section Time (Section)	0:11.06 (1200-1000)
Top Speed [km/h] (Section)	66.5 (1200-1000)
Race State	Finished



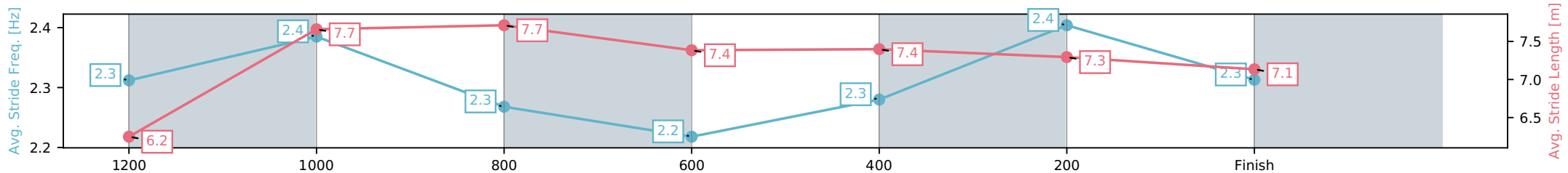
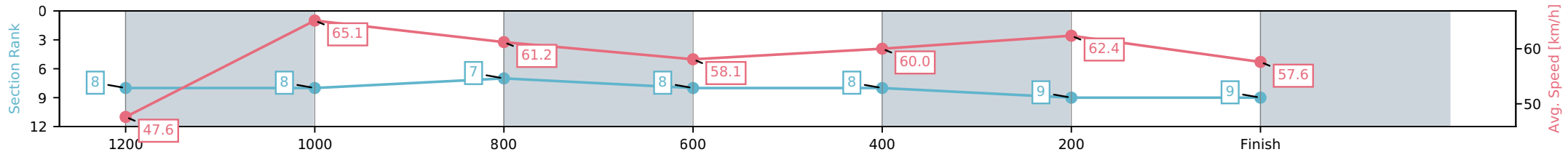
Doomben QLD --Professional-2026-06-24
 Race 8: Ladbrokes Fast Payouts Class 1 Plate - 1350m



24 June 2026 - 4:39PM

Track Rating: Soft 6, Weather: Fine, Rail Position: +11m Entire Circuit

Section	L1350	L1200	L1000	L800	L600	L400	L200
Section Times	1:23.05 (0:11.54)	1:11.50 [8] (0:11.06)	1:00.45 [8] (0:11.84)	0:48.61 [7] (0:12.48)	0:36.13 [8] (0:12.06)	0:24.07 [8] (0:11.56)	0:12.51 [9] (0:12.51)
Average Speed [km/h]	47.6	65.1	61.2	58.1	60.0	62.4	57.6
Top Speed [km/h]	63.4	66.5	64.0	59.4	62.0	64.1	60.7
Avg. Dist. to Rail [m]	5.2	1.8	2.4	1.6	0.8	2.6	5.3
Avg. Stride Freq. [Hz]	2.3	2.4	2.3	2.2	2.3	2.4	2.3
Avg. Stride Length [m]	6.2	7.7	7.7	7.4	7.4	7.3	7.1



- [] Ranking at each section and finish
- :-:- No data available at this section
- NA No data available

Horse/Jockey Name	Barcelo/Kyle Wilson-Taylor
Finish Rank	10
Fastest Section Time (Section)	0:11.24 (1200-1000)
Top Speed [km/h] (Section)	65.4 (1200-1000)
Race State	Finished



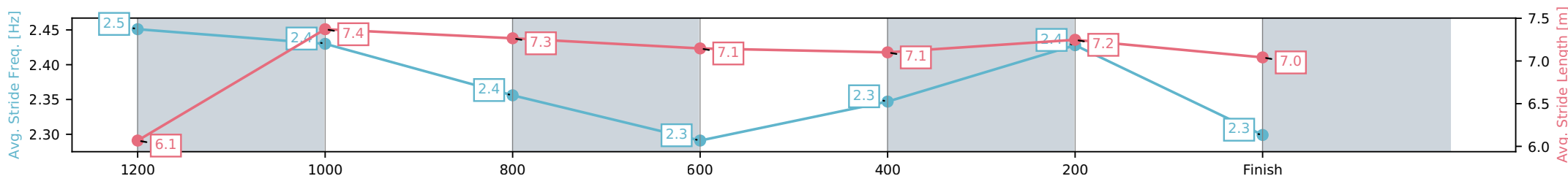
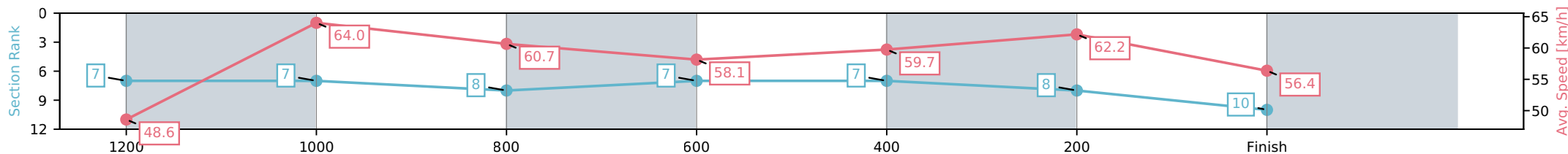
Doomben QLD --Professional-2026-06-24
 Race 8: Ladbrokes Fast Payouts Class 1 Plate - 1350m



24 June 2026 - 4:39PM

Track Rating: Soft 6, Weather: Fine, Rail Position: +11m Entire Circuit

Section	L1350	L1200	L1000	L800	L600	L400	L200
Section Times	1:23.23 (0:11.32)	1:11.91 [7] (0:11.24)	1:00.67 [7] (0:11.91)	0:48.76 [8] (0:12.40)	0:36.36 [7] (0:12.03)	0:24.33 [7] (0:11.59)	0:12.74 [8] (0:12.74)
Average Speed [km/h]	48.6	64.0	60.7	58.1	59.7	62.2	56.4
Top Speed [km/h]	61.7	65.4	62.9	59.8	63.1	63.4	59.8
Avg. Dist. to Rail [m]	2.9	0.6	0.8	0.3	0.2	2.3	4.0
Avg. Stride Freq. [Hz]	2.5	2.4	2.4	2.3	2.3	2.4	2.3
Avg. Stride Length [m]	6.1	7.4	7.3	7.1	7.1	7.2	7.0



- [] Ranking at each section and finish
- :-:- No data available at this section
- NA No data available