



Ipswich QLD

Race 1: TAB QTIS Two-Years-Old Maiden Handicap - 1350m

25 June 2026 - 1:27PM

Track Rating: Soft 5, Weather: Overcast, Rail Position: +4m Entire Circuit



Field Times (Race Tempo) 1:21.50 1:10.26 0:59.01 0:47.23 0:35.48 0:23.66 0:11.79
 (0:11.24) (0:11.25) (0:11.78) (0:11.76) (0:11.82) (0:11.87) (0:11.79)

Rank	TAB#	Horse	Overall Time	First 400m	Top Speed km/h (Section)	L1350	L1200	L1000	L800	L600	L400	L200	
	(BAR#)	Jockey	Margin (DT-W)	Last 600m	Fastest Section (Time)	Start - 1200	1200 - 1000	1000 - 800	800 - 600	600 - 400	400 - 200	200 - Finish	
1	4	Elevating	1:21.50	0:25.65	64.5 (1200-1000)	1:21.50	1:10.10 [2]	0:58.75 [2]	0:46.96 [2]	0:35.23 [2]	0:23.39 [2]	0:11.79 [1]	
	(4)	Ryan Maloney		0:35.23	1200-1000 (0:11.35)	(0:11.40)	(0:11.35)	(0:11.79)	(0:11.73)	(0:11.84)	(0:11.60)	(0:11.79)	
2	2	Mean King	1:21.70	0:26.08	64.7 (1200-1000)	1:21.70	1:09.90 [6]	0:58.55 [7]	0:46.73 [6]	0:35.06 [5]	0:23.16 [5]	0:11.66 [3]	
	(6)	Martin Harley	1.1L (-11)	0:35.06	1200-1000 (0:11.34)	(0:11.80)	(0:11.34)	(0:11.82)	(0:11.68)	(0:11.90)	(0:11.50)	(0:11.66)	
3	1	Sniper Boom	1:22.69	0:25.43	66.0 (1200-1000)	1:22.69	1:11.45 [1]	1:00.20 [1]	0:48.42 [1]	0:36.67 [1]	0:24.85 [1]	0:12.82 [2]	
	(8)	Cejay Graham	7.0L (+9)	0:36.67	1200-1000 (0:11.25)	(0:11.24)	(0:11.25)	(0:11.78)	(0:11.76)	(0:11.82)	(0:12.03)	(0:12.82)	
4	7	Madame Doubtfire	1:22.87	0:25.85	64.6 (1200-1000)	1:22.87	1:11.38 [4]	0:59.95 [4]	0:48.14 [4]	0:36.40 [4]	0:24.35 [3]	0:12.50 [4]	
	(1)	Tiffani Brooker	8.0L (+3)	0:36.40	1200-1000 (0:11.42)	(0:11.50)	(0:11.42)	(0:11.81)	(0:11.74)	(0:12.05)	(0:11.85)	(0:12.50)	
5	5	Hot Sun	1:22.89	0:25.93	63.8 (1200-1000)	1:22.89	1:11.32 [5]	0:59.91 [5]	0:47.98 [5]	0:36.22 [6]	0:24.10 [6]	0:12.20 [5]	
	(2)	Brandon Lerena	8.2L (-4)	0:36.23	1200-1000 (0:11.41)	(0:11.57)	(0:11.41)	(0:11.93)	(0:11.76)	(0:12.13)	(0:11.90)	(0:12.20)	
6	8	Ready To Boil	1:22.90	0:26.11	64.7 (1200-1000)	1:22.90	1:11.08 [7]	0:59.76 [6]	0:47.75 [7]	0:35.98 [8]	0:23.97 [7]	0:12.11 [7]	
	(3)	Karl Zechner	8.2L (-6)	0:35.98	1200-1000 (0:11.32)	(0:11.82)	(0:11.32)	(0:12.00)	(0:11.78)	(0:12.01)	(0:11.86)	(0:12.11)	
7	3	Steadfast Soldier	1:23.46	0:26.27	65.2 (1200-1000)	1:23.46	1:11.50 [8]	1:00.11 [8]	0:48.24 [8]	0:36.56 [7]	0:24.52 [8]	0:12.42 [8]	
	(7)	Ashley Butler	11.5L (-10)	0:36.55	1200-1000 (0:11.39)	(0:11.96)	(0:11.39)	(0:11.88)	(0:11.68)	(0:12.03)	(0:12.10)	(0:12.42)	
8	6	Nifty's Treasure	1:23.55	0:25.85	63.9 (1200-1000)	1:23.55	1:12.06 [3]	1:00.69 [3]	0:48.88 [3]	0:37.14 [3]	0:25.01 [4]	0:12.80 [6]	
	(5)	Daniel Moor	12.0L (-9)	0:37.15	1200-1000 (0:11.38)	(0:11.49)	(0:11.38)	(0:11.80)	(0:11.74)	(0:12.14)	(0:12.21)	(0:12.80)	

Report Created: Thu 25 June 2026

(Note: Races are conducted over an approximate distance as close as possible to the advertised distance, and recorded data may vary accordingly. Official times refer to race times only and do not include handicap times.)

[] Position in running at each section and finish TAB# Saddle cloth number

Fastest split

--- No data available at this section

BAR# Barrier/Gate Position

Fastest section

NA No data available

DNF Did not finish

DNT Did not track

DT-W Distance travelled compared to winner in metres

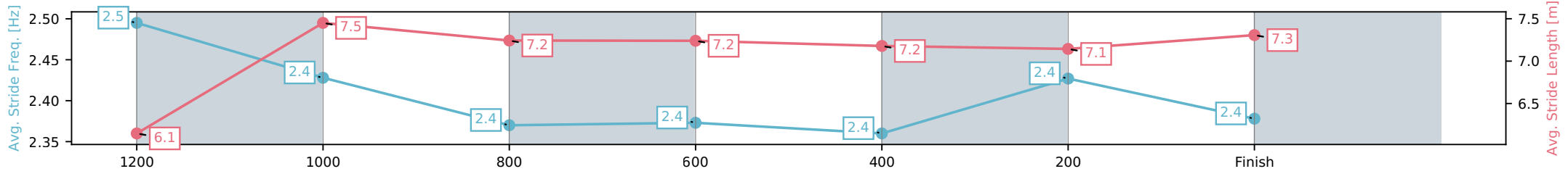
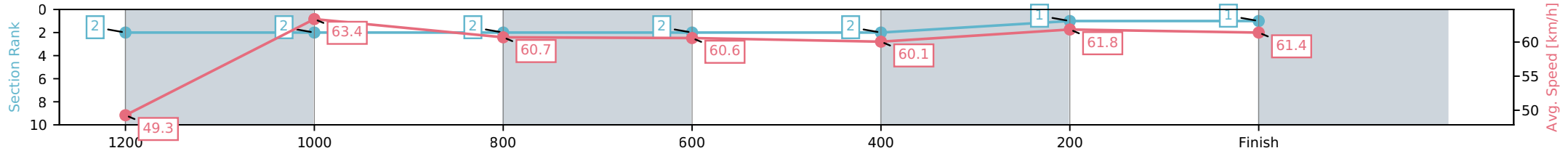
Horse/Jockey Name	Elevating/Ryan Maloney
Finish Rank	1
Fastest Section Time (Section)	0:11.35 (1200-1000)
Top Speed [km/h] (Section)	64.5 (1200-1000)
Race State	Finished



Ipswich QLD --Professional-2026-06-25
 Race 1: TAB QTIS Two-Years-Old Maiden Handicap - 1350m
 25 June 2026 - 1:27PM
 Track Rating: Soft 5, Weather: Overcast, Rail Position: +4m Entire Circuit



Section	L1350	L1200	L1000	L800	L600	L400	L200
Section Times	1:21.50 (0:11.40)	1:10.10 [2] (0:11.35)	0:58.75 [2] (0:11.79)	0:46.96 [2] (0:11.73)	0:35.23 [2] (0:11.84)	0:23.39 [2] (0:11.60)	0:11.79 [1] (0:11.79)
Average Speed [km/h]	49.3	63.4	60.7	60.6	60.1	61.8	61.4
Top Speed [km/h]	64.0	64.5	62.3	62.1	62.1	62.6	62.5
Avg. Dist. to Rail [m]	1.5	0.6	1.9	3.0	3.1	1.0	2.1
Avg. Stride Freq. [Hz]	2.5	2.4	2.4	2.4	2.4	2.4	2.4
Avg. Stride Length [m]	6.1	7.5	7.2	7.2	7.2	7.1	7.3



[] Ranking at each section and finish
 -:-:- No data available at this section
 NA No data available

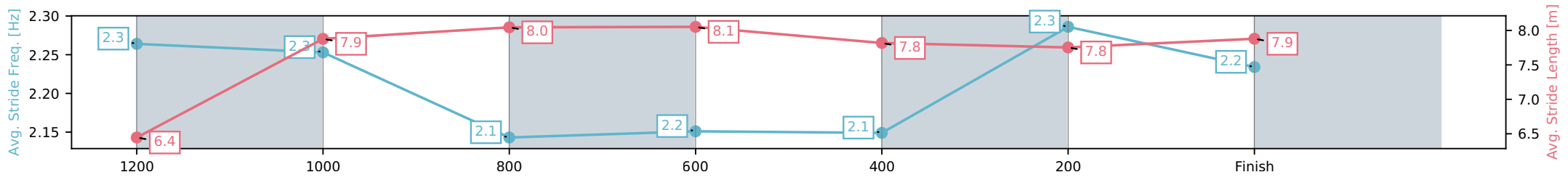
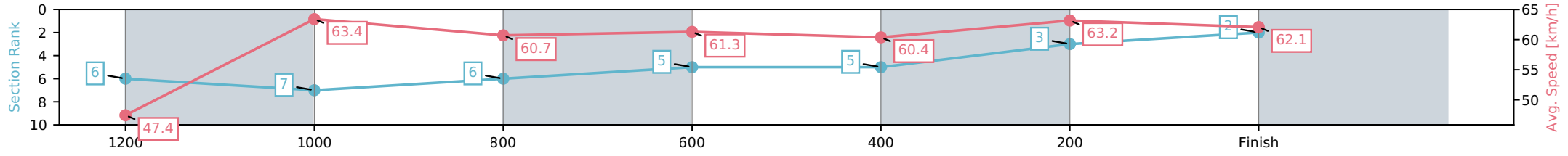
Horse/Jockey Name	Mean King/Martin Harley
Finish Rank	2
Fastest Section Time (Section)	0:11.34 (1200-1000)
Top Speed [km/h] (Section)	64.7 (1200-1000)
Race State	Finished



Ipswich QLD --Professional-2026-06-25
 Race 1: TAB QTIS Two-Years-Old Maiden Handicap - 1350m
 25 June 2026 - 1:27PM
 Track Rating: Soft 5, Weather: Overcast, Rail Position: +4m Entire Circuit



Section	L1350	L1200	L1000	L800	L600	L400	L200
Section Times	1:21.70 (0:11.80)	1:09.90 [6] (0:11.34)	0:58.55 [7] (0:11.82)	0:46.73 [6] (0:11.68)	0:35.06 [5] (0:11.90)	0:23.16 [5] (0:11.50)	0:11.66 [3] (0:11.66)
Average Speed [km/h]	47.4	63.4	60.7	61.3	60.4	63.2	62.1
Top Speed [km/h]	61.5	64.7	62.2	62.1	62.4	63.9	63.8
Avg. Dist. to Rail [m]	2.6	0.5	0.9	1.6	0.6	2.9	4.5
Avg. Stride Freq. [Hz]	2.3	2.3	2.1	2.2	2.1	2.3	2.2
Avg. Stride Length [m]	6.4	7.9	8.0	8.1	7.8	7.8	7.9



[] Ranking at each section and finish
 -:-:- No data available at this section
 NA No data available

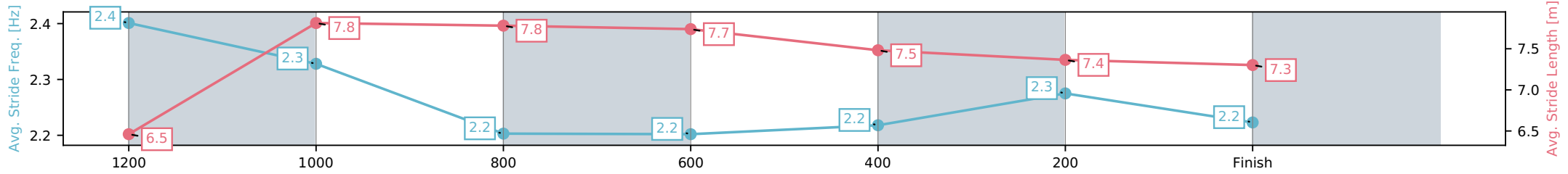
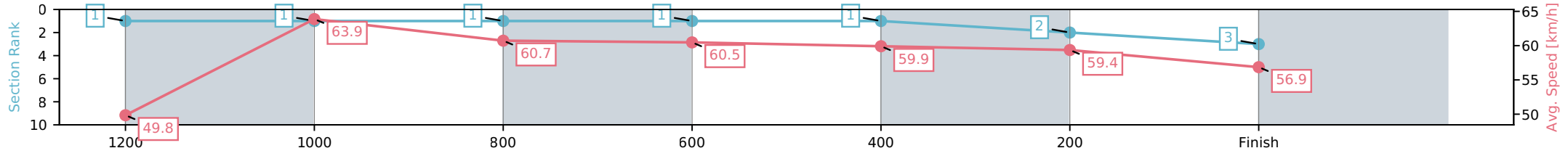
Horse/Jockey Name	Sniper Boom/Cejay Graham
Finish Rank	3
Fastest Section Time (Section)	0:11.25 (1200-1000)
Top Speed [km/h] (Section)	66.0 (1200-1000)
Race State	Finished



Ipswich QLD --Professional-2026-06-25
 Race 1: TAB QTIS Two-Years-Old Maiden Handicap - 1350m
 25 June 2026 - 1:27PM
 Track Rating: Soft 5, Weather: Overcast, Rail Position: +4m Entire Circuit



Section	L1350	L1200	L1000	L800	L600	L400	L200
Section Times	1:22.69 (0:11.24)	1:11.45 [1] (0:11.25)	1:00.20 [1] (0:11.78)	0:48.42 [1] (0:11.76)	0:36.67 [1] (0:11.82)	0:24.85 [1] (0:12.03)	0:12.82 [2] (0:12.82)
Average Speed [km/h]	49.8	63.9	60.7	60.5	59.9	59.4	56.9
Top Speed [km/h]	66.0	66.0	61.6	61.9	60.5	60.3	59.3
Avg. Dist. to Rail [m]	5.1	0.9	2.2	3.5	3.7	2.0	1.3
Avg. Stride Freq. [Hz]	2.4	2.3	2.2	2.2	2.2	2.3	2.2
Avg. Stride Length [m]	6.5	7.8	7.8	7.7	7.5	7.4	7.3



[] Ranking at each section and finish
 -:-:- No data available at this section
 NA No data available

Horse/Jockey Name	Madame Doubtfire/Tiffani Brooker
Finish Rank	4
Fastest Section Time (Section)	0:11.42 (1200-1000)
Top Speed [km/h] (Section)	64.6 (1200-1000)
Race State	Finished



Ipswich QLD --Professional-2026-06-25

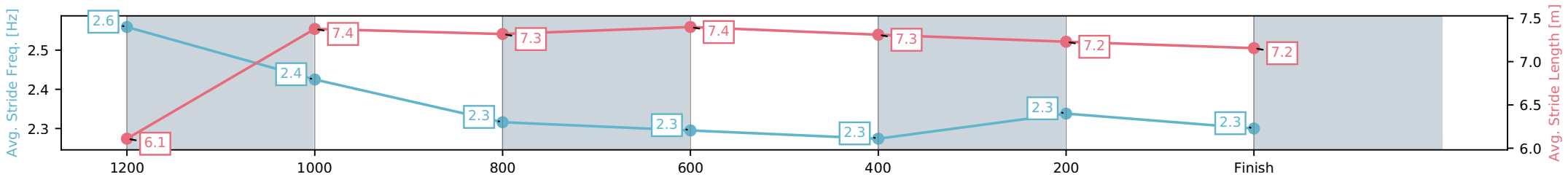
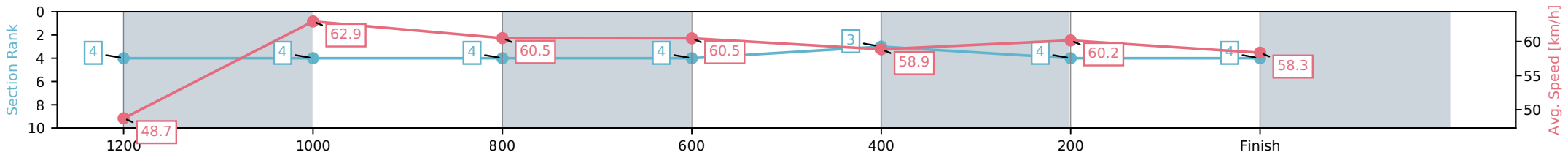
Race 1: TAB QTIS Two-Years-Old Maiden Handicap - 1350m

25 June 2026 - 1:27PM

Track Rating: Soft 5, Weather: Overcast, Rail Position: +4m Entire Circuit



Section	L1350	L1200	L1000	L800	L600	L400	L200
Section Times	1:22.87 (0:11.50)	1:11.38 [4] (0:11.42)	0:59.95 [4] (0:11.81)	0:48.14 [4] (0:11.74)	0:36.40 [4] (0:12.05)	0:24.35 [3] (0:11.85)	0:12.50 [4] (0:12.50)
Average Speed [km/h]	48.7	62.9	60.5	60.5	58.9	60.2	58.3
Top Speed [km/h]	63.6	64.6	62.1	61.0	59.7	60.8	59.8
Avg. Dist. to Rail [m]	1.5	1.3	2.5	3.7	4.0	1.8	1.7
Avg. Stride Freq. [Hz]	2.6	2.4	2.3	2.3	2.3	2.3	2.3
Avg. Stride Length [m]	6.1	7.4	7.3	7.4	7.3	7.2	7.2



[] Ranking at each section and finish
 -:-:- No data available at this section
 NA No data available

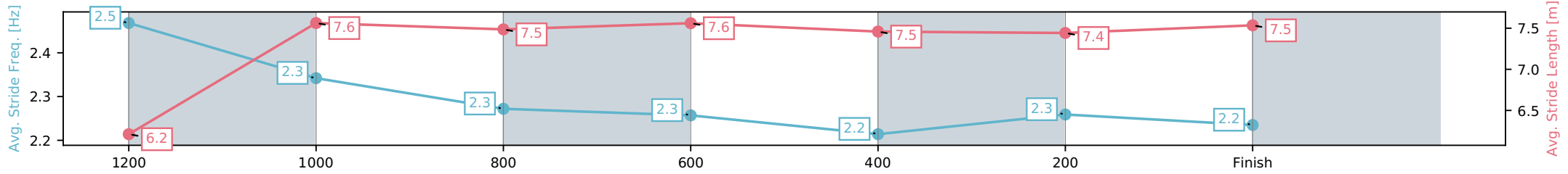
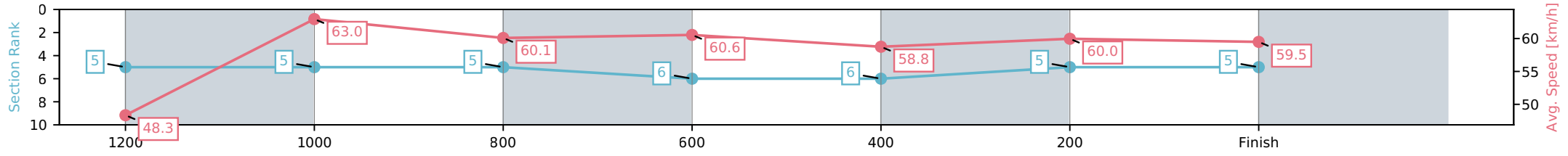
Horse/Jockey Name	Hot Sun/Brandon Lerena
Finish Rank	5
Fastest Section Time (Section)	0:11.41 (1200-1000)
Top Speed [km/h] (Section)	63.8 (1200-1000)
Race State	Finished



Ipswich QLD --Professional-2026-06-25
 Race 1: TAB QTIS Two-Years-Old Maiden Handicap - 1350m
 25 June 2026 - 1:27PM
 Track Rating: Soft 5, Weather: Overcast, Rail Position: +4m Entire Circuit



Section	L1350	L1200	L1000	L800	L600	L400	L200
Section Times	1:22.89 (0:11.57)	1:11.32 [5] (0:11.41)	0:59.91 [5] (0:11.93)	0:47.98 [5] (0:11.76)	0:36.22 [6] (0:12.13)	0:24.10 [6] (0:11.90)	0:12.20 [5] (0:12.20)
Average Speed [km/h]	48.3	63.0	60.1	60.6	58.8	60.0	59.5
Top Speed [km/h]	62.5	63.8	61.3	61.3	60.1	61.7	61.1
Avg. Dist. to Rail [m]	1.0	0.8	2.0	2.6	2.6	1.9	0.8
Avg. Stride Freq. [Hz]	2.5	2.3	2.3	2.3	2.2	2.3	2.2
Avg. Stride Length [m]	6.2	7.6	7.5	7.6	7.5	7.4	7.5



[] Ranking at each section and finish
 -:-:- No data available at this section
 NA No data available

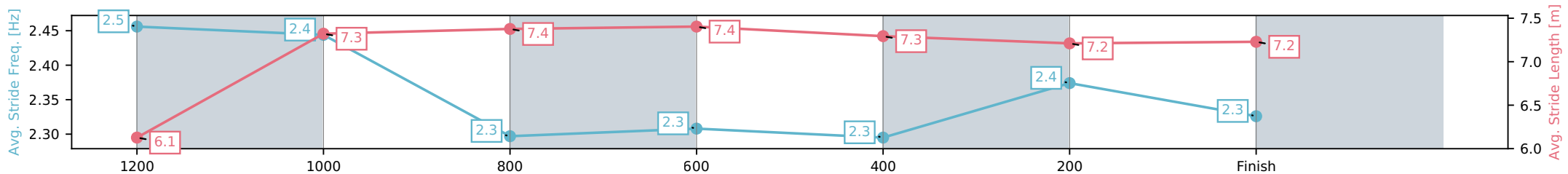
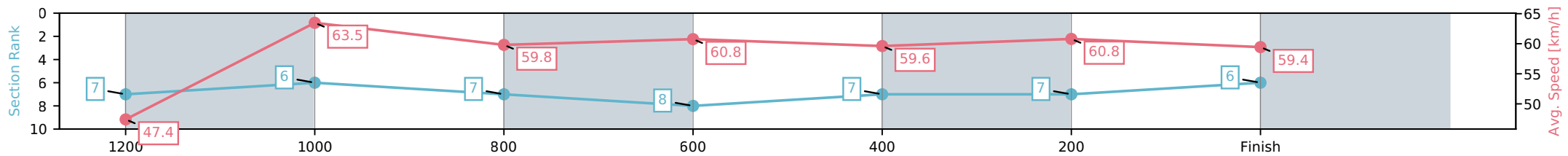
Horse/Jockey Name	Ready To Boil/Karl Zechner
Finish Rank	6
Fastest Section Time (Section)	0:11.32 (1200-1000)
Top Speed [km/h] (Section)	64.7 (1200-1000)
Race State	Finished



Ipswich QLD --Professional-2026-06-25
 Race 1: TAB QTIS Two-Years-Old Maiden Handicap - 1350m
 25 June 2026 - 1:27PM
 Track Rating: Soft 5, Weather: Overcast, Rail Position: +4m Entire Circuit



Section	L1350	L1200	L1000	L800	L600	L400	L200
Section Times	1:22.90 (0:11.82)	1:11.08 [7] (0:11.32)	0:59.76 [6] (0:12.00)	0:47.75 [7] (0:11.78)	0:35.98 [8] (0:12.01)	0:23.97 [7] (0:11.86)	0:12.11 [7] (0:12.11)
Average Speed [km/h]	47.4	63.5	59.8	60.8	59.6	60.8	59.4
Top Speed [km/h]	64.0	64.7	62.1	61.7	61.1	61.5	60.9
Avg. Dist. to Rail [m]	1.5	0.5	1.0	2.1	1.5	1.6	2.5
Avg. Stride Freq. [Hz]	2.5	2.4	2.3	2.3	2.3	2.4	2.3
Avg. Stride Length [m]	6.1	7.3	7.4	7.4	7.3	7.2	7.2



- [] Ranking at each section and finish
- :-:- No data available at this section
- NA No data available

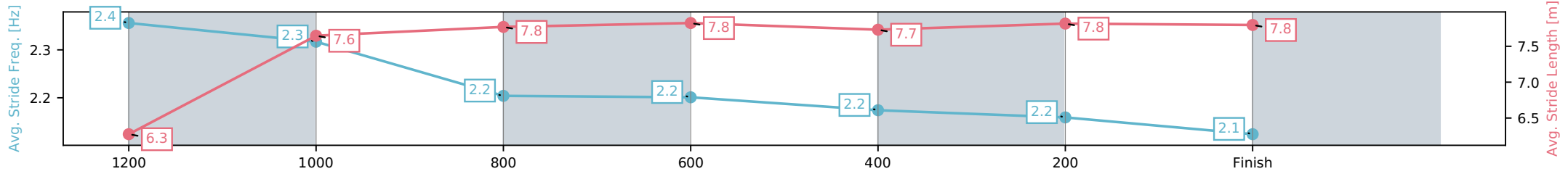
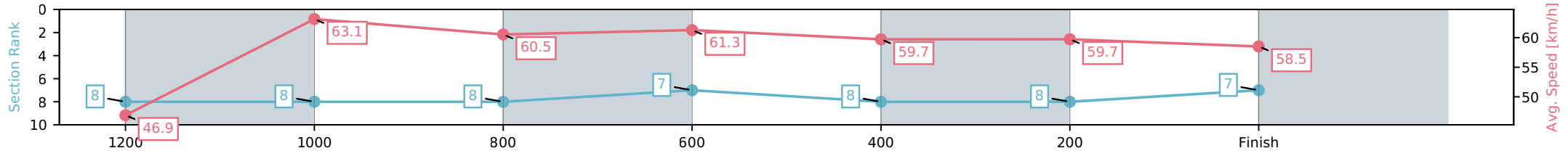
Horse/Jockey Name	Steadfast Soldier/Ashley Butler
Finish Rank	7
Fastest Section Time (Section)	0:11.39 (1200-1000)
Top Speed [km/h] (Section)	65.2 (1200-1000)
Race State	Finished



Ipswich QLD --Professional-2026-06-25
 Race 1: TAB QTIS Two-Years-Old Maiden Handicap - 1350m
 25 June 2026 - 1:27PM
 Track Rating: Soft 5, Weather: Overcast, Rail Position: +4m Entire Circuit



Section	L1350	L1200	L1000	L800	L600	L400	L200
Section Times	1:23.46 (0:11.96)	1:11.50 [8] (0:11.39)	1:00.11 [8] (0:11.88)	0:48.24 [8] (0:11.68)	0:36.56 [7] (0:12.03)	0:24.52 [8] (0:12.10)	0:12.42 [8] (0:12.42)
Average Speed [km/h]	46.9	63.1	60.5	61.3	59.7	59.7	58.5
Top Speed [km/h]	62.7	65.2	62.8	61.8	61.4	60.9	59.1
Avg. Dist. to Rail [m]	2.7	0.8	0.8	1.2	0.8	1.5	2.6
Avg. Stride Freq. [Hz]	2.4	2.3	2.2	2.2	2.2	2.2	2.1
Avg. Stride Length [m]	6.3	7.6	7.8	7.8	7.7	7.8	7.8



[] Ranking at each section and finish
 -:-:- No data available at this section
 NA No data available

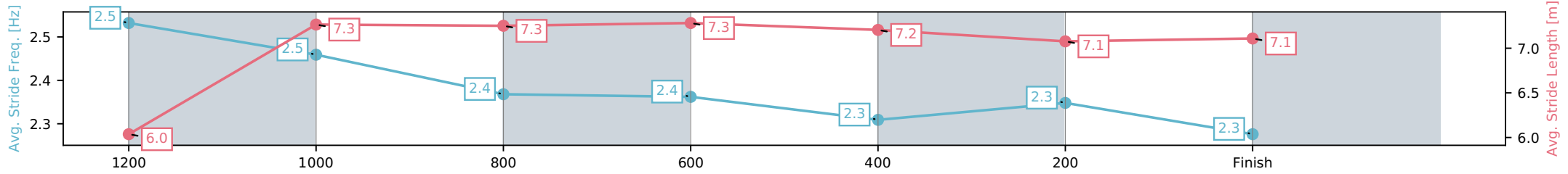
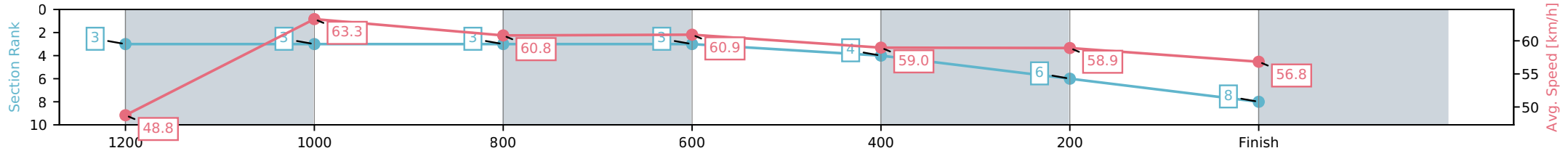
Horse/Jockey Name	Nifty's Treasure/Daniel Moor
Finish Rank	8
Fastest Section Time (Section)	0:11.38 (1200-1000)
Top Speed [km/h] (Section)	63.9 (1200-1000)
Race State	Finished



Ipswich QLD --Professional-2026-06-25
 Race 1: TAB QTIS Two-Years-Old Maiden Handicap - 1350m
 25 June 2026 - 1:27PM
 Track Rating: Soft 5, Weather: Overcast, Rail Position: +4m Entire Circuit



Section	L1350	L1200	L1000	L800	L600	L400	L200
Section Times	1:23.55 (0:11.49)	1:12.06 [3] (0:11.38)	1:00.69 [3] (0:11.80)	0:48.88 [3] (0:11.74)	0:37.14 [3] (0:12.14)	0:25.01 [4] (0:12.21)	0:12.80 [6] (0:12.80)
Average Speed [km/h]	48.8	63.3	60.8	60.9	59.0	58.9	56.8
Top Speed [km/h]	63.8	63.9	62.4	62.2	60.4	60.4	58.4
Avg. Dist. to Rail [m]	2.4	1.0	0.9	1.9	1.7	0.8	1.5
Avg. Stride Freq. [Hz]	2.5	2.5	2.4	2.4	2.3	2.3	2.3
Avg. Stride Length [m]	6.0	7.3	7.3	7.3	7.2	7.1	7.1



[] Ranking at each section and finish
 -:-:- No data available at this section
 NA No data available



Ipswich QLD

Race 2: RAY WHITE IPSWICH Maiden Handicap - 1200m

25 June 2026 - 2:06PM

Track Rating: Soft 5, Weather: Overcast, Rail Position: +4m Entire Circuit



Field Times (Race Tempo) 1:11.36 0:57.85 0:47.10 0:35.80 0:23.78 0:11.84
 (0:13.51) (0:10.75) (0:11.30) (0:12.02) (0:11.94) (0:11.84)

Rank	TAB#	Horse	Overall Time	First 400m	Top Speed km/h (Section)	L1200	L1000	L800	L600	L400	L200		
	(BAR#)	Jockey	Margin (DT-W)	Last 600m	Fastest Section (Time)	Start - 1000	1000 - 800	800 - 600	600 - 400	400 - 200	200 - Finish		
1	4	La Profecia	1:11.36	0:24.40	67.0 (1000-800)	1:11.36	0:57.85 [1]	0:46.96 [2]	0:35.47 [4]	0:23.47 [4]	0:11.84 [1]		
	(5)	Ryan Maloney		0:35.48	1000-800 (0:10.89)	(0:13.51)	(0:10.89)	(0:11.49)	(0:12.00)	(0:11.64)	(0:11.84)		
2	3	Kuia Ma	1:11.49	0:24.40	68.5 (1000-800)	1:11.49	0:57.85 [4]	0:47.09 [3]	0:35.78 [2]	0:23.76 [2]	0:11.94 [2]		
	(10)	Jake Bayliss	0.8L (-1)	0:35.79	1000-800 (0:10.76)	(0:13.64)	(0:10.76)	(0:11.30)	(0:12.02)	(0:11.83)	(0:11.94)		
3	14	City Bound	1:11.64	0:24.49	67.0 (1000-800)	1:11.64	0:58.03 [3]	0:47.15 [4]	0:35.82 [3]	0:23.81 [3]	0:11.99 [4]		
	(2)	Ashley Butler	1.6L (+3)	0:35.82	1000-800 (0:10.88)	(0:13.61)	(0:10.88)	(0:11.33)	(0:12.02)	(0:11.81)	(0:11.99)		
4	9	Major Hot	1:11.68	0:25.05	66.5 (1000-800)	1:11.68	0:57.60 [9]	0:46.63 [9]	0:35.14 [9]	0:23.25 [8]	0:11.62 [7]		
	(11)	Georgina Cartwright	1.9L (+0)	0:35.15	1000-800 (0:10.97)	(0:14.08)	(0:10.97)	(0:11.49)	(0:11.89)	(0:11.64)	(0:11.62)		
5	2	Bowling Harry	1:11.77	0:24.58	67.9 (1000-800)	1:11.77	0:58.01 [6]	0:47.18 [5]	0:35.69 [6]	0:23.62 [6]	0:12.01 [5]		
	(8)	Cejay Graham	2.4L (-2)	0:35.68	1000-800 (0:10.82)	(0:13.76)	(0:10.82)	(0:11.49)	(0:12.07)	(0:11.60)	(0:12.01)		
6	10	Thrash A Bully	1:11.87	0:25.15	65.7 (1000-800)	1:11.87	0:57.68 [10]	0:46.72 [10]	0:35.26 [10]	0:23.20 [10]	0:11.41 [9]		
	(3)	Jace McMurray	3.0L (+9)	0:35.25	1000-800 (0:10.96)	(0:14.19)	(0:10.96)	(0:11.45)	(0:12.06)	(0:11.78)	(0:11.41)		
7	15	Summer Ready	1:12.09	0:24.26	69.1 (1000-800)	1:12.09	0:58.56 [2]	0:47.83 [1]	0:36.53 [1]	0:24.51 [1]	0:12.47 [3]		
	(9)	Fred Larson	4.3L (+2)	0:36.53	1000-800 (0:10.74)	(0:13.52)	(0:10.74)	(0:11.30)	(0:12.02)	(0:12.04)	(0:12.47)		
8	12	Be An Angel	1:12.36	0:24.83	68.0 (1000-800)	1:12.36	0:58.28 [8]	0:47.54 [7]	0:36.02 [7]	0:24.07 [7]	0:12.00 [8]		
	(7)	Mark Du Plessis	5.9L (+2)	0:36.02	1000-800 (0:10.75)	(0:14.08)	(0:10.75)	(0:11.52)	(0:11.95)	(0:12.07)	(0:12.00)		
9	5	Almond Gold	1:12.45	0:24.62	67.4 (1000-800)	1:12.45	0:58.73 [5]	0:47.83 [6]	0:36.38 [5]	0:24.33 [5]	0:12.50 [6]		
	(4)	Tiffani Brooker	6.4L (+5)	0:36.39	1000-800 (0:10.90)	(0:13.72)	(0:10.90)	(0:11.44)	(0:12.05)	(0:11.84)	(0:12.50)		
10	1	Laurie's Quill	1:12.81	0:24.88	66.1 (1000-800)	1:12.81	0:58.89 [7]	0:47.93 [8]	0:36.42 [8]	0:24.38 [9]	0:12.21 [10]		
	(1)	Charlie Bennett	8.5L (+5)	0:36.41	1000-800 (0:10.96)	(0:13.92)	(0:10.96)	(0:11.51)	(0:12.04)	(0:12.16)	(0:12.21)		

Scratched: Queen Of The Moon (#7), Decoy (#8), Video Vixen (#11), Bloods A Rushin' (#13)

Report Created: Thu 25 June 2026

(Note: Races are conducted over an approximate distance as close as possible to the advertised distance, and recorded data may vary accordingly. Official times refer to race times only and do not include handicap times.)

[] Position in running at each section and finish TAB# Saddle cloth number
 -:-:- No data available at this section BAR# Barrier/Gate Position
 NA No data available DNF Did not finish
 DNT Did not track DT-W Distance travelled compared to winner in metres

Fastest split
 Fastest section

data processed by TRIPLESDATA



Ipswich QLD

Race 2: RAY WHITE IPSWICH Maiden Handicap - 1200m

25 June 2026 - 2:06PM

Track Rating: Soft 5, Weather: Overcast, Rail Position: +4m Entire Circuit



Field Times
(Race Tempo)

1:11.36	0:57.85	0:47.10	0:35.80	0:23.78	0:11.84
(0:13.51)	(0:10.75)	(0:11.30)	(0:12.02)	(0:11.94)	(0:11.84)

Rank	TAB#	Horse	Overall Time	First 400m	Top Speed km/h (Section)	L1200	L1000	L800	L600	L400	L200		
	(BAR#)	Jockey	Margin (DT-W)	Last 600m	Fastest Section (Time)	Start - 1000	1000 - 800	800 - 600	600 - 400	400 - 200	200 - Finish		
11	6	Hell's Ace	1:17.24	0:25.88	66.3 (1000-800)	1:17.24	1:02.56 [11]	0:51.36 [11]	0:39.75 [11]	0:27.44 [11]	0:14.40 [11]		
	(6)	Harrison Shaw	34.6L (+3)	0:39.75	1000-800 (0:11.20)	(0:14.68)	(0:11.20)	(0:11.61)	(0:12.31)	(0:13.04)	(0:14.40)		

Scratched: Queen Of The Moon (#7), Decoy (#8), Video Vixen (#11), Bloods A Rushin' (#13)

Report Created: Thu 25 June 2026

(Note: Races are conducted over an approximate distance as close as possible to the advertised distance, and recorded data may vary accordingly. Official times refer to race times only and do not include handicap times.)

[] Position in running at each section and finish TAB# Saddle cloth number

-:-:- No data available at this section

NA No data available

DNT Did not track

BAR# Barrier/Gate Position

DNF Did not finish

DT-W Distance travelled compared to winner in metres

Fastest split

Fastest section

data processed by TRIPLES DATA

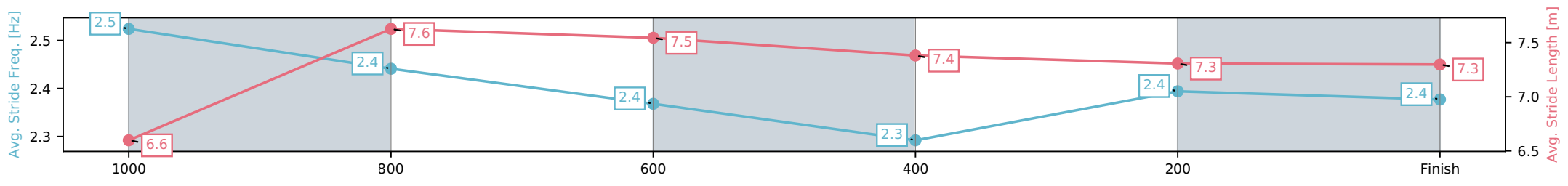
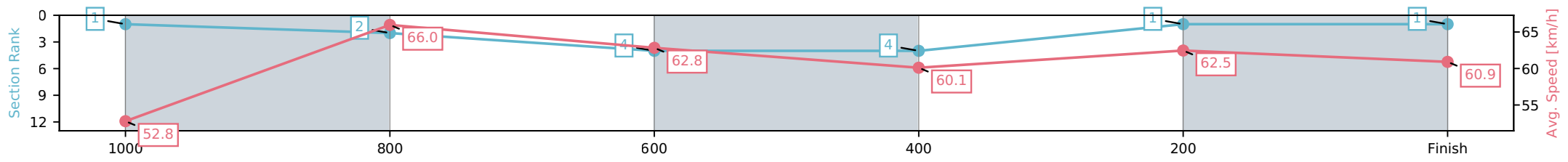
Horse/Jockey Name	La Profecia/Ryan Maloney
Finish Rank	1
Fastest Section Time (Section)	0:10.89 (1000-800)
Top Speed [km/h] (Section)	67.0 (1000-800)
Race State	Finished



Ipswich QLD --Professional-2026-06-25
 Race 2: RAY WHITE IPSWICH Maiden Handicap - 1200m
 25 June 2026 - 2:06PM
 Track Rating: Soft 5, Weather: Overcast, Rail Position: +4m Entire Circuit



Section	L1200	L1000	L800	L600	L400	L200
Section Times	1:11.36 (0:13.51)	0:57.85 [1] (0:10.89)	0:46.96 [2] (0:11.49)	0:35.47 [4] (0:12.00)	0:23.47 [4] (0:11.64)	0:11.84 [1] (0:11.84)
Average Speed [km/h]	52.8	66.0	62.8	60.1	62.5	60.9
Top Speed [km/h]	66.8	67.0	64.7	62.0	64.5	64.2
Avg. Dist. to Rail [m]	4.2	1.0	0.6	0.7	3.4	4.2
Avg. Stride Freq. [Hz]	2.5	2.4	2.4	2.3	2.4	2.4
Avg. Stride Length [m]	6.6	7.6	7.5	7.4	7.3	7.3



[] Ranking at each section and finish
 -.-.- No data available at this section
 NA No data available

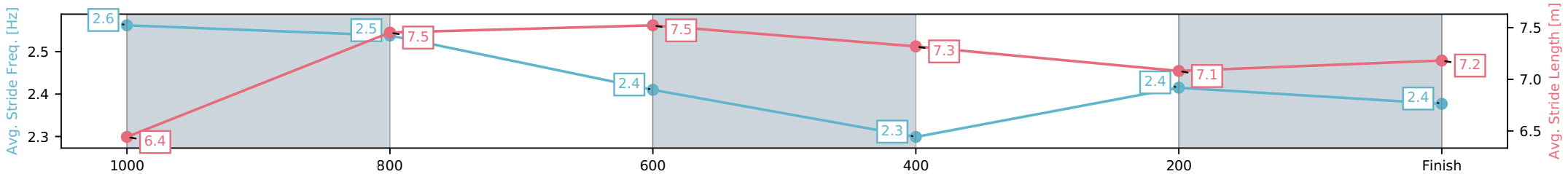
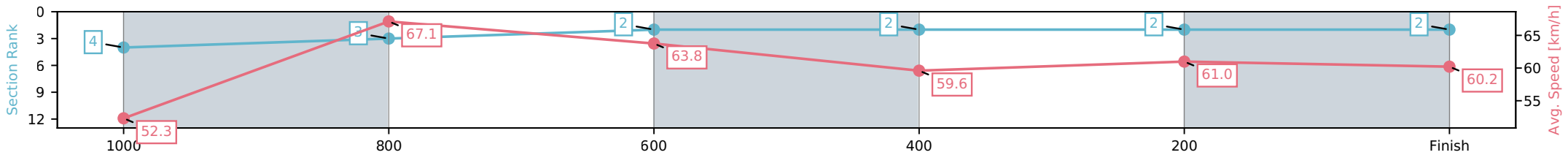
Horse/Jockey Name	Kuia Ma/Jake Bayliss
Finish Rank	2
Fastest Section Time (Section)	0:10.76 (1000-800)
Top Speed [km/h] (Section)	68.5 (1000-800)
Race State	Finished



Ipswich QLD --Professional-2026-06-25
 Race 2: RAY WHITE IPSWICH Maiden Handicap - 1200m
 25 June 2026 - 2:06PM
 Track Rating: Soft 5, Weather: Overcast, Rail Position: +4m Entire Circuit



Section	L1200	L1000	L800	L600	L400	L200
Section Times	1:11.49 (0:13.64)	0:57.85 [4] (0:10.76)	0:47.09 [3] (0:11.30)	0:35.78 [2] (0:12.02)	0:23.76 [2] (0:11.83)	0:11.94 [2] (0:11.94)
Average Speed [km/h]	52.3	67.1	63.8	59.6	61.0	60.2
Top Speed [km/h]	67.2	68.5	66.8	61.1	61.9	62.4
Avg. Dist. to Rail [m]	8.6	2.5	0.5	0.8	1.5	2.4
Avg. Stride Freq. [Hz]	2.6	2.5	2.4	2.3	2.4	2.4
Avg. Stride Length [m]	6.4	7.5	7.5	7.3	7.1	7.2



[] Ranking at each section and finish
 -:-:- No data available at this section
 NA No data available

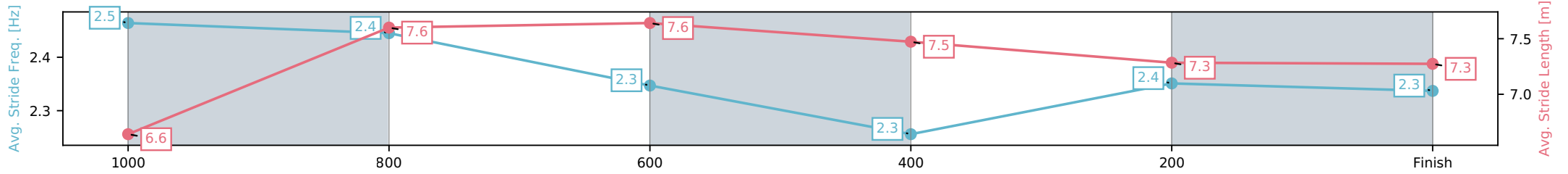
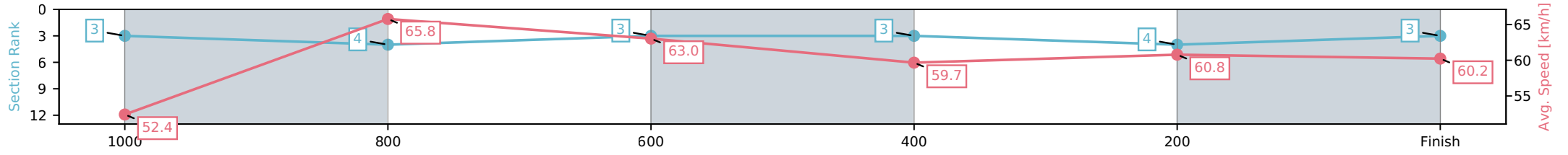
Horse/Jockey Name	City Bound/Ashley Butler
Finish Rank	3
Fastest Section Time (Section)	0:10.88 (1000-800)
Top Speed [km/h] (Section)	67.0 (1000-800)
Race State	Finished



Ipswich QLD --Professional-2026-06-25
 Race 2: RAY WHITE IPSWICH Maiden Handicap - 1200m
 25 June 2026 - 2:06PM
 Track Rating: Soft 5, Weather: Overcast, Rail Position: +4m Entire Circuit



Section	L1200	L1000	L800	L600	L400	L200
Section Times	1:11.64 (0:13.61)	0:58.03 [3] (0:10.88)	0:47.15 [4] (0:11.33)	0:35.82 [3] (0:12.02)	0:23.81 [3] (0:11.81)	0:11.99 [4] (0:11.99)
Average Speed [km/h]	52.4	65.8	63.0	59.7	60.8	60.2
Top Speed [km/h]	66.6	67.0	65.1	60.8	61.7	62.0
Avg. Dist. to Rail [m]	1.4	2.5	1.7	1.3	0.9	0.9
Avg. Stride Freq. [Hz]	2.5	2.4	2.3	2.3	2.4	2.3
Avg. Stride Length [m]	6.6	7.6	7.6	7.5	7.3	7.3



[] Ranking at each section and finish
 -:-:- No data available at this section
 NA No data available

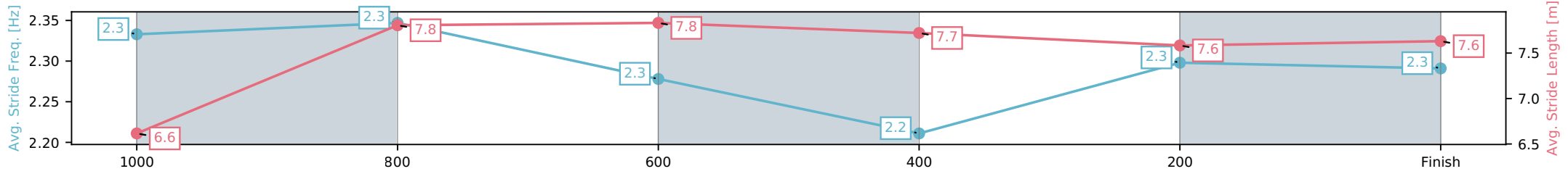
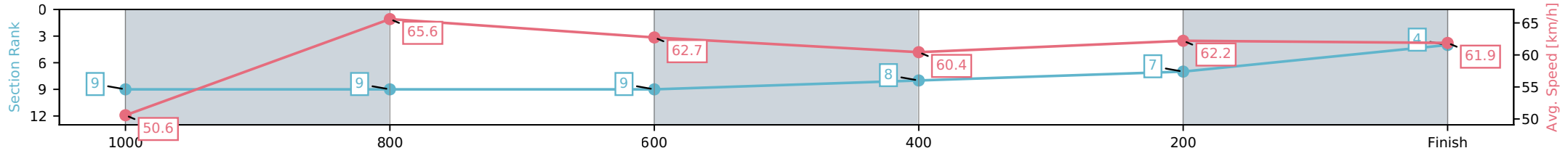
Horse/Jockey Name	Major Hot/Georgina Cartwright
Finish Rank	4
Fastest Section Time (Section)	0:10.97 (1000-800)
Top Speed [km/h] (Section)	66.5 (1000-800)
Race State	Finished



Ipswich QLD --Professional-2026-06-25
 Race 2: RAY WHITE IPSWICH Maiden Handicap - 1200m
 25 June 2026 - 2:06PM
 Track Rating: Soft 5, Weather: Overcast, Rail Position: +4m Entire Circuit



Section	L1200	L1000	L800	L600	L400	L200
Section Times	1:11.68 (0:14.08)	0:57.60 [9] (0:10.97)	0:46.63 [9] (0:11.49)	0:35.14 [9] (0:11.89)	0:23.25 [8] (0:11.64)	0:11.62 [7] (0:11.62)
Average Speed [km/h]	50.6	65.6	62.7	60.4	62.2	61.9
Top Speed [km/h]	63.0	66.5	65.5	62.2	62.6	63.2
Avg. Dist. to Rail [m]	9.5	0.9	0.4	0.3	1.6	2.6
Avg. Stride Freq. [Hz]	2.3	2.3	2.3	2.2	2.3	2.3
Avg. Stride Length [m]	6.6	7.8	7.8	7.7	7.6	7.6



[] Ranking at each section and finish
 -:-:- No data available at this section
 NA No data available

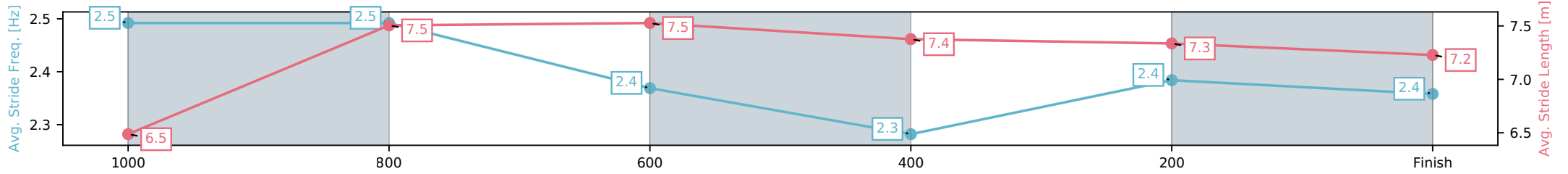
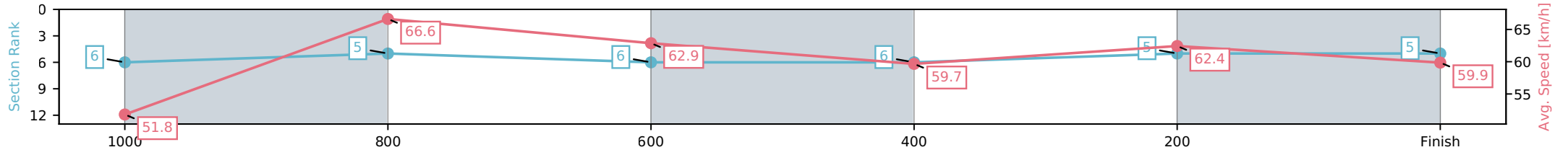
Horse/Jockey Name	Bowling Harry/Cejay Graham
Finish Rank	5
Fastest Section Time (Section)	0:10.82 (1000-800)
Top Speed [km/h] (Section)	67.9 (1000-800)
Race State	Finished



Ipswich QLD --Professional-2026-06-25
 Race 2: RAY WHITE IPSWICH Maiden Handicap - 1200m
 25 June 2026 - 2:06PM
 Track Rating: Soft 5, Weather: Overcast, Rail Position: +4m Entire Circuit



Section	L1200	L1000	L800	L600	L400	L200
Section Times	1:11.77 (0:13.76)	0:58.01 [6] (0:10.82)	0:47.18 [5] (0:11.49)	0:35.69 [6] (0:12.07)	0:23.62 [6] (0:11.60)	0:12.01 [5] (0:12.01)
Average Speed [km/h]	51.8	66.6	62.9	59.7	62.4	59.9
Top Speed [km/h]	67.4	67.9	65.2	61.6	62.8	62.7
Avg. Dist. to Rail [m]	6.3	1.6	0.9	0.4	2.7	4.3
Avg. Stride Freq. [Hz]	2.5	2.5	2.4	2.3	2.4	2.4
Avg. Stride Length [m]	6.5	7.5	7.5	7.4	7.3	7.2



[] Ranking at each section and finish
 -:-:- No data available at this section
 NA No data available

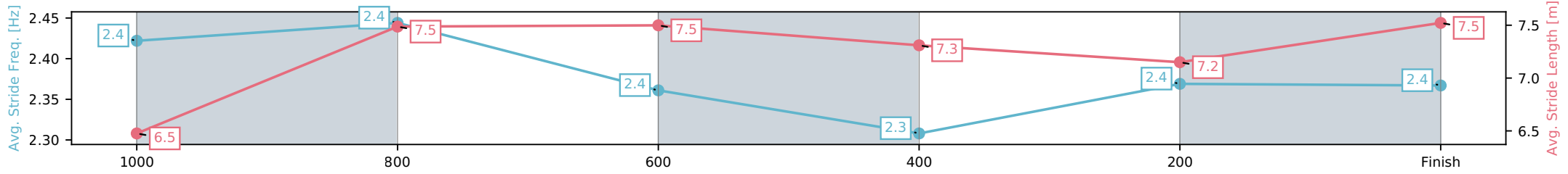
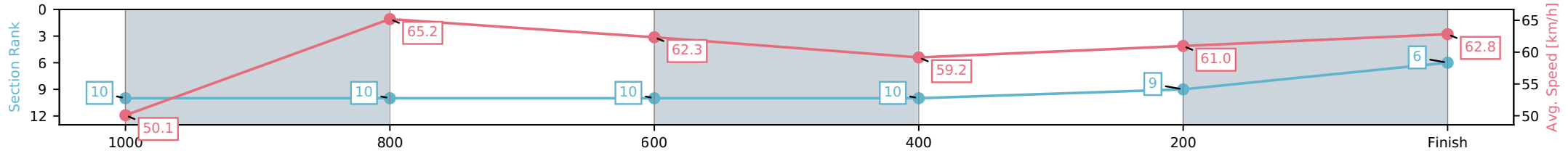
Horse/Jockey Name	Thrash A Bully/Jace McMurray
Finish Rank	6
Fastest Section Time (Section)	0:10.96 (1000-800)
Top Speed [km/h] (Section)	65.7 (1000-800)
Race State	Finished



Ipswich QLD --Professional-2026-06-25
 Race 2: RAY WHITE IPSWICH Maiden Handicap - 1200m
 25 June 2026 - 2:06PM
 Track Rating: Soft 5, Weather: Overcast, Rail Position: +4m Entire Circuit



Section	L1200	L1000	L800	L600	L400	L200
Section Times	1:11.87 (0:14.19)	0:57.68 [10] (0:10.96)	0:46.72 [10] (0:11.45)	0:35.26 [10] (0:12.06)	0:23.20 [10] (0:11.78)	0:11.41 [9] (0:11.41)
Average Speed [km/h]	50.1	65.2	62.3	59.2	61.0	62.8
Top Speed [km/h]	63.8	65.7	64.6	61.6	63.2	64.5
Avg. Dist. to Rail [m]	2.8	1.8	2.3	2.3	0.9	2.7
Avg. Stride Freq. [Hz]	2.4	2.4	2.4	2.3	2.4	2.4
Avg. Stride Length [m]	6.5	7.5	7.5	7.3	7.2	7.5



[] Ranking at each section and finish
 -:-:- No data available at this section
 NA No data available

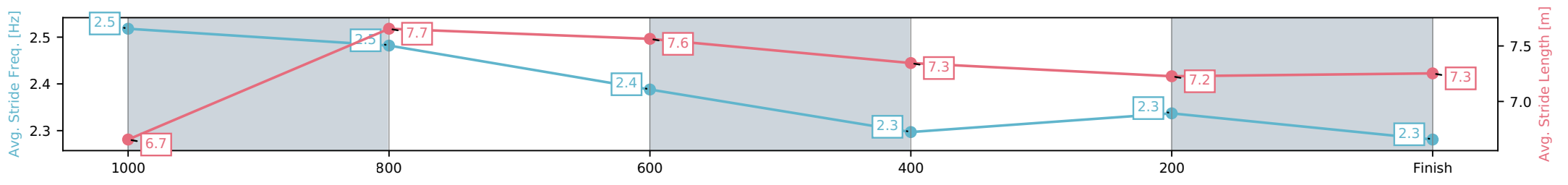
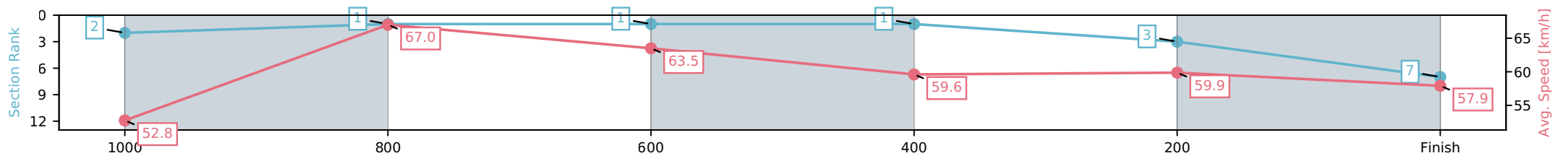
Horse/Jockey Name	Summer Ready/Fred Larson
Finish Rank	7
Fastest Section Time (Section)	0:10.74 (1000-800)
Top Speed [km/h] (Section)	69.1 (1000-800)
Race State	Finished



Ipswich QLD --Professional-2026-06-25
 Race 2: RAY WHITE IPSWICH Maiden Handicap - 1200m
 25 June 2026 - 2:06PM
 Track Rating: Soft 5, Weather: Overcast, Rail Position: +4m Entire Circuit



Section	L1200	L1000	L800	L600	L400	L200
Section Times	1:12.09 (0:13.52)	0:58.56 [2] (0:10.74)	0:47.83 [1] (0:11.30)	0:36.53 [1] (0:12.02)	0:24.51 [1] (0:12.04)	0:12.47 [3] (0:12.47)
Average Speed [km/h]	52.8	67.0	63.5	59.6	59.9	57.9
Top Speed [km/h]	68.5	69.1	65.8	60.5	60.9	60.3
Avg. Dist. to Rail [m]	7.3	1.1	0.7	1.2	1.6	1.0
Avg. Stride Freq. [Hz]	2.5	2.5	2.4	2.3	2.3	2.3
Avg. Stride Length [m]	6.7	7.7	7.6	7.3	7.2	7.3



[] Ranking at each section and finish
 -:-:- No data available at this section
 NA No data available

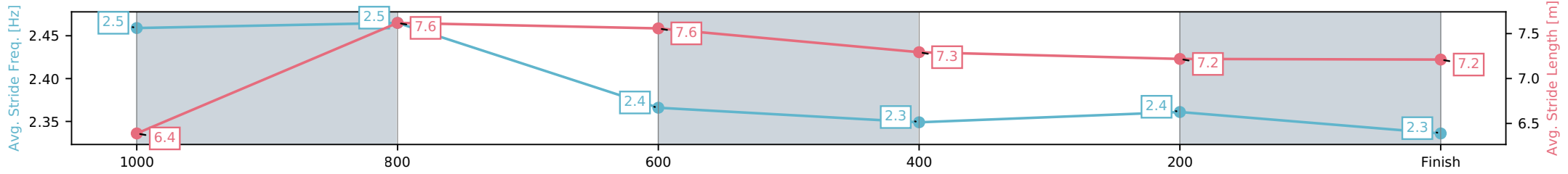
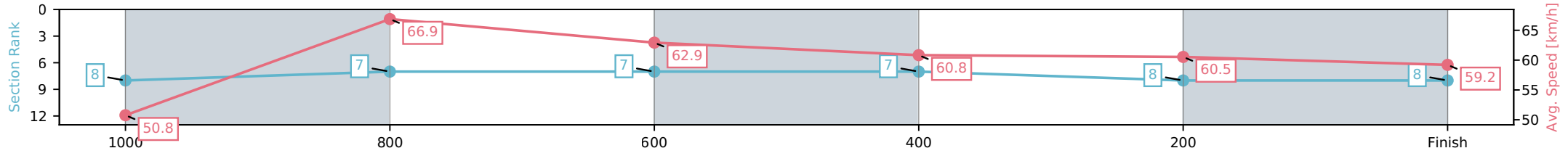
Horse/Jockey Name	Be An Angel/Mark Du Plessis
Finish Rank	8
Fastest Section Time (Section)	0:10.75 (1000-800)
Top Speed [km/h] (Section)	68.0 (1000-800)
Race State	Finished



Ipswich QLD --Professional-2026-06-25
 Race 2: RAY WHITE IPSWICH Maiden Handicap - 1200m
 25 June 2026 - 2:06PM
 Track Rating: Soft 5, Weather: Overcast, Rail Position: +4m Entire Circuit



Section	L1200	L1000	L800	L600	L400	L200
Section Times	1:12.36 (0:14.08)	0:58.28 [8] (0:10.75)	0:47.54 [7] (0:11.52)	0:36.02 [7] (0:11.95)	0:24.07 [7] (0:12.07)	0:12.00 [8] (0:12.00)
Average Speed [km/h]	50.8	66.9	62.9	60.8	60.5	59.2
Top Speed [km/h]	64.8	68.0	65.1	62.8	61.2	61.4
Avg. Dist. to Rail [m]	5.2	0.6	1.5	2.3	4.6	5.9
Avg. Stride Freq. [Hz]	2.5	2.5	2.4	2.3	2.4	2.3
Avg. Stride Length [m]	6.4	7.6	7.6	7.3	7.2	7.2



[] Ranking at each section and finish
 -:-:- No data available at this section
 NA No data available

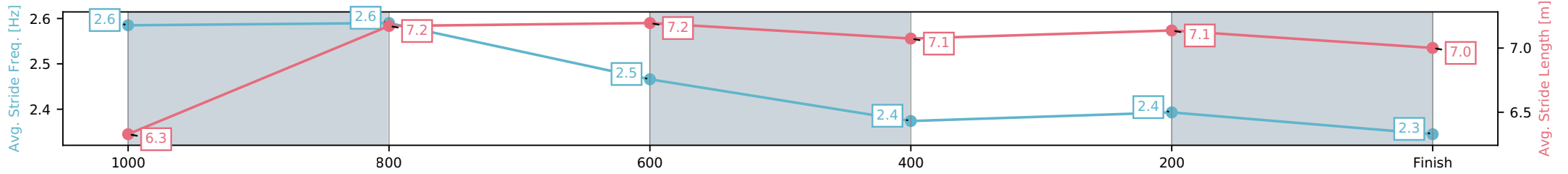
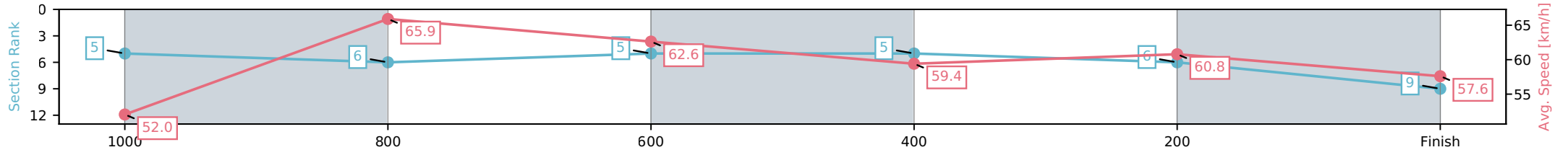
Horse/Jockey Name	Almond Gold/Tiffani Brooker
Finish Rank	9
Fastest Section Time (Section)	0:10.90 (1000-800)
Top Speed [km/h] (Section)	67.4 (1000-800)
Race State	Finished



Ipswich QLD --Professional-2026-06-25
 Race 2: RAY WHITE IPSWICH Maiden Handicap - 1200m
 25 June 2026 - 2:06PM
 Track Rating: Soft 5, Weather: Overcast, Rail Position: +4m Entire Circuit



Section	L1200	L1000	L800	L600	L400	L200
Section Times	1:12.45 (0:13.72)	0:58.73 [5] (0:10.90)	0:47.83 [6] (0:11.44)	0:36.38 [5] (0:12.05)	0:24.33 [5] (0:11.84)	0:12.50 [6] (0:12.50)
Average Speed [km/h]	52.0	65.9	62.6	59.4	60.8	57.6
Top Speed [km/h]	65.6	67.4	63.4	60.5	61.8	60.3
Avg. Dist. to Rail [m]	3.2	0.9	1.1	1.4	0.7	0.7
Avg. Stride Freq. [Hz]	2.6	2.6	2.5	2.4	2.4	2.3
Avg. Stride Length [m]	6.3	7.2	7.2	7.1	7.1	7.0



[] Ranking at each section and finish
 -:-:- No data available at this section
 NA No data available

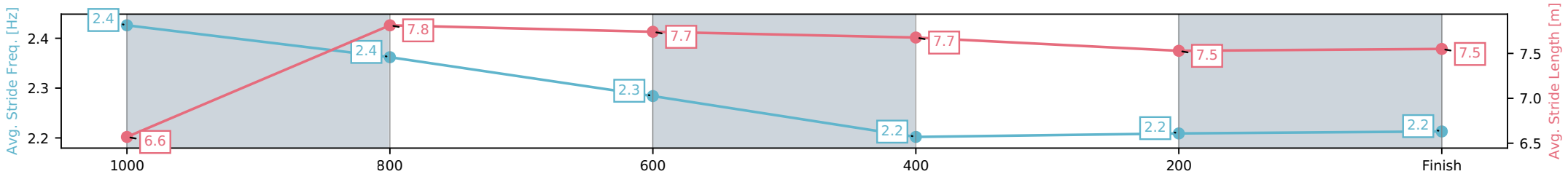
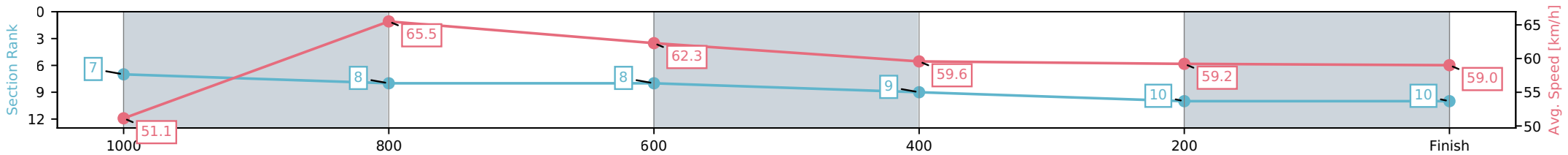
Horse/Jockey Name	Laurie's Quill/Charlie Bennett
Finish Rank	10
Fastest Section Time (Section)	0:10.96 (1000-800)
Top Speed [km/h] (Section)	66.1 (1000-800)
Race State	Finished



Ipswich QLD --Professional-2026-06-25
 Race 2: RAY WHITE IPSWICH Maiden Handicap - 1200m
 25 June 2026 - 2:06PM
 Track Rating: Soft 5, Weather: Overcast, Rail Position: +4m Entire Circuit



Section	L1200	L1000	L800	L600	L400	L200
Section Times	1:12.81 (0:13.92)	0:58.89 [7] (0:10.96)	0:47.93 [8] (0:11.51)	0:36.42 [8] (0:12.04)	0:24.38 [9] (0:12.16)	0:12.21 [10] (0:12.21)
Average Speed [km/h]	51.1	65.5	62.3	59.6	59.2	59.0
Top Speed [km/h]	66.0	66.1	64.9	61.2	60.0	60.0
Avg. Dist. to Rail [m]	2.2	0.9	0.8	1.0	1.2	1.9
Avg. Stride Freq. [Hz]	2.4	2.4	2.3	2.2	2.2	2.2
Avg. Stride Length [m]	6.6	7.8	7.7	7.7	7.5	7.5



[] Ranking at each section and finish
 -:-:- No data available at this section
 NA No data available

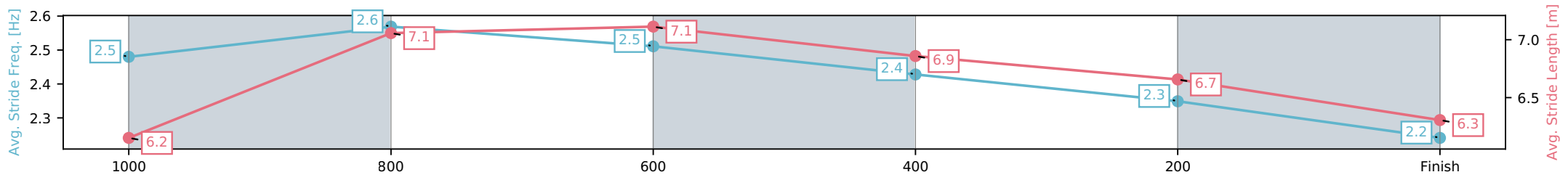
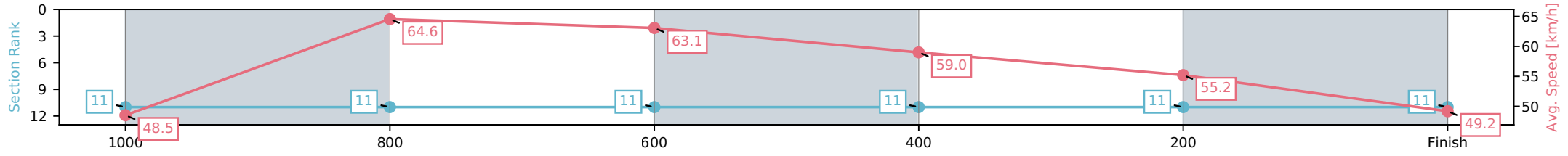
Horse/Jockey Name	Hell's Ace/Harrison Shaw
Finish Rank	11
Fastest Section Time (Section)	0:11.20 (1000-800)
Top Speed [km/h] (Section)	66.3 (1000-800)
Race State	Finished



Ipswich QLD --Professional-2026-06-25
 Race 2: RAY WHITE IPSWICH Maiden Handicap - 1200m
 25 June 2026 - 2:06PM
 Track Rating: Soft 5, Weather: Overcast, Rail Position: +4m Entire Circuit



Section	L1200	L1000	L800	L600	L400	L200
Section Times	1:17.24 (0:14.68)	1:02.56 [11] (0:11.20)	0:51.36 [11] (0:11.61)	0:39.75 [11] (0:12.31)	0:27.44 [11] (0:13.04)	0:14.40 [11] (0:14.40)
Average Speed [km/h]	48.5	64.6	63.1	59.0	55.2	49.2
Top Speed [km/h]	64.0	66.3	64.2	61.2	57.9	52.8
Avg. Dist. to Rail [m]	4.7	1.5	4.2	3.3	0.6	2.3
Avg. Stride Freq. [Hz]	2.5	2.6	2.5	2.4	2.3	2.2
Avg. Stride Length [m]	6.2	7.1	7.1	6.9	6.7	6.3



[] Ranking at each section and finish
 -:-:- No data available at this section
 NA No data available



Ipswich QLD
 Race 3: FERTPRO BM58 Handicap - 2150m
 25 June 2026 - 2:42PM



Track Rating: Soft 5, Weather: Overcast, Rail Position: +4m Entire Circuit

Field Times (Race Tempo) 2:14.07 (0:11.60) 2:02.47 (0:11.38) 1:51.09 (0:11.78) 1:39.32 (0:12.02) 1:27.30 (0:12.31) 1:14.98 (0:12.55) 1:02.44 (0:12.46) 0:49.98 (0:12.46)

Rank	TAB#	Horse	Overall Time	First 400m	Top Speed km/h (Section)	L2150	L2000	L1800	L1600	L1400	L1200	L1000	L800
	(BAR#)	Jockey	Margin (DT-W)	Last 600m	Fastest Section (Time)	Start - 2000	2000 - 1800	1800 - 1600	1600 - 1400	1400 - 1200	1200 - 1000	1000 - 800	800 - 600
1	11	Giddy Gan's Joy	2:14.07	0:26.74	63.0 (1800-1600)	2:14.07	2:01.81 [8]	1:50.20 [9]	1:38.24 [9]	1:26.10 [10]	1:13.89 [10]	1:01.39 [10]	0:48.96 [10]
	(6)	Cejay Graham		0:36.81	2000-1800 (0:11.61)	(0:12.26)	(0:11.61)	(0:11.95)	(0:12.15)	(0:12.21)	(0:12.50)	(0:12.43)	(0:12.14)
2	1	Cast Party	2:14.31	0:25.83	64.2 (2000-1800)	2:14.31	2:02.62 [2]	1:51.33 [1]	1:39.56 [1]	1:27.54 [1]	1:15.22 [1]	1:02.68 [1]	0:50.22 [1]
	(2)	Bella Youngberry	1.4L (+5)	0:37.75	2000-1800 (0:11.29)	(0:11.69)	(0:11.29)	(0:11.78)	(0:12.02)	(0:12.32)	(0:12.55)	(0:12.46)	(0:12.46)
3	8	Our Brave Lini	2:14.33	0:26.50	63.6 (2000-1800)	2:14.33	2:02.20 [6]	1:50.77 [7]	1:38.84 [8]	1:26.70 [7]	1:14.44 [7]	1:01.93 [8]	0:49.46 [8]
	(7)	Brandon Lerena	1.5L (-2)	0:37.09	2000-1800 (0:11.43)	(0:12.13)	(0:11.43)	(0:11.93)	(0:12.14)	(0:12.26)	(0:12.51)	(0:12.47)	(0:12.38)
4	5	Big Tech	2:14.40	0:26.13	63.7 (2000-1800)	2:14.40	2:02.60 [3]	1:51.16 [3]	1:39.35 [3]	1:27.15 [4]	1:14.89 [4]	1:02.42 [3]	0:49.95 [4]
	(9)	Kyle Wilson-Taylor	1.9L (-5)	0:37.69	2000-1800 (0:11.44)	(0:11.80)	(0:11.44)	(0:11.81)	(0:12.20)	(0:12.26)	(0:12.47)	(0:12.47)	(0:12.26)
5	4	Kerkorian	2:14.42	0:26.51	65.7 (2150 - 2000)	2:14.42	2:01.95 [10]	1:50.78 [8]	1:38.96 [6]	1:26.82 [6]	1:14.62 [6]	1:02.13 [6]	0:49.68 [6]
	(1)	Jake Bayliss	2.0L (+8)	0:37.28	2000-1800 (0:11.17)	(0:12.47)	(0:11.17)	(0:11.82)	(0:12.14)	(0:12.20)	(0:12.49)	(0:12.45)	(0:12.40)
6	12	Papal Miss	2:14.58	0:27.07	61.8 (2000-1800)	2:14.58	2:02.21 [9]	1:50.43 [10]	1:38.73 [10]	1:26.63 [9]	1:14.51 [9]	1:02.02 [9]	0:49.54 [9]
	(8)	Mark Du Plessis	3.0L (+10)	0:37.22	1800-1600 (0:11.70)	(0:12.37)	(0:11.78)	(0:11.70)	(0:12.10)	(0:12.12)	(0:12.50)	(0:12.48)	(0:12.31)
7	3	Gratification	2:14.63	0:26.45	63.3 (2000-1800)	2:14.63	2:02.64 [5]	1:51.11 [6]	1:39.14 [7]	1:26.99 [8]	1:14.72 [8]	1:02.33 [7]	0:49.87 [7]
	(10)	Fred Larson	3.3L (-3)	0:37.65	2000-1800 (0:11.53)	(0:11.99)	(0:11.53)	(0:11.96)	(0:12.16)	(0:12.27)	(0:12.38)	(0:12.46)	(0:12.21)
8	2	Tuki Twelve	2:14.68	0:26.25	63.8 (2000-1800)	2:14.68	2:02.78 [4]	1:51.36 [4]	1:39.48 [5]	1:27.36 [5]	1:15.10 [5]	1:02.58 [5]	0:50.06 [5]
	(5)	Daniel Moor	3.5L (-5)	0:37.70	2000-1800 (0:11.42)	(0:11.90)	(0:11.42)	(0:11.87)	(0:12.12)	(0:12.26)	(0:12.51)	(0:12.52)	(0:12.36)
9	6	Tesstify Trio	2:14.88	0:25.98	63.1 (2000-1800)	2:14.88	2:03.28 [1]	1:51.81 [2]	1:39.98 [2]	1:27.85 [2]	1:15.56 [2]	1:03.08 [2]	0:50.55 [2]
	(4)	Martin Harley	4.8L (-5)	0:38.23	2000-1800 (0:11.47)	(0:11.60)	(0:11.47)	(0:11.83)	(0:12.13)	(0:12.30)	(0:12.48)	(0:12.52)	(0:12.32)
10	7	Good Philly	2:17.22	0:26.31	65.0 (2000-1800)	2:17.22	2:05.04 [7]	1:53.79 [5]	1:42.10 [4]	1:29.99 [3]	1:17.77 [3]	1:05.23 [4]	0:52.80 [3]
	(3)	Damien Boche	18.5L (+10)	0:40.31	2000-1800 (0:11.26)	(0:12.18)	(0:11.26)	(0:11.69)	(0:12.11)	(0:12.22)	(0:12.54)	(0:12.43)	(0:12.50)

Scratched: She Can Soar (#9), Classic Shiraz (#10)

Report Created: Thu 25 June 2026

(Note: Races are conducted over an approximate distance as close as possible to the advertised distance, and recorded data may vary accordingly. Official times refer to race times only and do not include handicap times.)

[] Position in running at each section and finish TAB# Saddle cloth number
 -:-:- No data available at this section BAR# Barrier/Gate Position
 NA No data available DNF Did not finish
 DNT Did not track DT-W Distance travelled compared to winner in metres

Fastest split
 Fastest section

data processed by TRIPLESDATA



Ipswich QLD
 Race 3: FERTPRO BM58 Handicap - 2150m
 25 June 2026 - 2:42PM



Track Rating: Soft 5, Weather: Overcast, Rail Position: +4m Entire Circuit

Field Times 0:37.51 0:25.18 0:12.61
 (Race Tempo) (0:12.33) (0:12.57) (0:12.61)

Rank	TAB#	Horse	Overall Time	First 400m	Top Speed km/h (Section)	L600	L400	L200					
	(BAR#)	Jockey	Margin (DT-W)	Last 600m	Fastest Section (Time)	600 - 400	400 - 200	200 - Finish					
1	11	Giddy Gan's Joy	2:14.07	0:26.74	63.0 (1800-1600)	0:36.81 [9]	0:24.62 [6]	0:12.31 [3]					
	(6)	Cejay Graham		0:36.81	2000-1800 (0:11.61)	(0:12.19)	(0:12.31)	(0:12.31)					
2	1	Cast Party	2:14.31	0:25.83	64.2 (2000-1800)	0:37.75 [1]	0:25.42 [1]	0:12.82 [2]					
	(2)	Bella Youngberry	1.4L (+5)	0:37.75	2000-1800 (0:11.29)	(0:12.33)	(0:12.60)	(0:12.82)					
3	8	Our Brave Lini	2:14.33	0:26.50	63.6 (2000-1800)	0:37.08 [8]	0:24.78 [8]	0:12.41 [6]					
	(7)	Brandon Lerena	1.5L (-2)	0:37.09	2000-1800 (0:11.43)	(0:12.31)	(0:12.37)	(0:12.41)					
4	5	Big Tech	2:14.40	0:26.13	63.7 (2000-1800)	0:37.69 [3]	0:25.47 [2]	0:12.94 [1]					
	(9)	Kyle Wilson-Taylor	1.9L (-5)	0:37.69	2000-1800 (0:11.44)	(0:12.22)	(0:12.53)	(0:12.94)					
5	4	Kerkorian	2:14.42	0:26.51	65.7 (2150 - 2000)	0:37.28 [7]	0:24.86 [9]	0:12.35 [8]					
	(1)	Jake Bayliss	2.0L (+8)	0:37.28	2000-1800 (0:11.17)	(0:12.42)	(0:12.51)	(0:12.35)					
6	12	Papal Miss	2:14.58	0:27.07	61.8 (2000-1800)	0:37.22 [10]	0:24.77 [10]	0:12.35 [9]					
	(8)	Mark Du Plessis	3.0L (+10)	0:37.22	1800-1600 (0:11.70)	(0:12.45)	(0:12.42)	(0:12.35)					
7	3	Gratification	2:14.63	0:26.45	63.3 (2000-1800)	0:37.66 [5]	0:25.36 [4]	0:12.82 [4]					
	(10)	Fred Larson	3.3L (-3)	0:37.65	2000-1800 (0:11.53)	(0:12.30)	(0:12.53)	(0:12.82)					
8	2	Tuki Twelve	2:14.68	0:26.25	63.8 (2000-1800)	0:37.71 [5]	0:25.34 [5]	0:12.69 [7]					
	(5)	Daniel Moor	3.5L (-5)	0:37.70	2000-1800 (0:11.42)	(0:12.36)	(0:12.65)	(0:12.69)					
9	6	Tesstify Trio	2:14.88	0:25.98	63.1 (2000-1800)	0:38.23 [2]	0:25.76 [3]	0:13.00 [5]					
	(4)	Martin Harley	4.8L (-5)	0:38.23	2000-1800 (0:11.47)	(0:12.48)	(0:12.75)	(0:13.00)					
10	7	Good Philly	2:17.22	0:26.31	65.0 (2000-1800)	0:40.31 [4]	0:27.72 [7]	0:14.51 [10]					
	(3)	Damien Boche	18.5L (+10)	0:40.31	2000-1800 (0:11.26)	(0:12.58)	(0:13.22)	(0:14.51)					

Scratched: She Can Soar (#9), Classic Shiraz (#10)

Report Created: Thu 25 June 2026

(Note: Races are conducted over an approximate distance as close as possible to the advertised distance, and recorded data may vary accordingly. Official times refer to race times only and do not include handicap times.)

[] Position in running at each section and finish TAB# Saddle cloth number
 -:-:- No data available at this section BAR# Barrier/Gate Position
 NA No data available DNF Did not finish
 DNT Did not track DT-W Distance travelled compared to winner in metres

Fastest split
 Fastest section

Horse/Jockey Name	Giddy Gan's Joy/Cejay Graham
Finish Rank	1
Fastest Section Time (Section)	0:11.61 (2000-1800)
Top Speed [km/h] (Section)	63.0 (1800-1600)
Race State	Finished



Ipswich QLD --Professional-2026-06-25

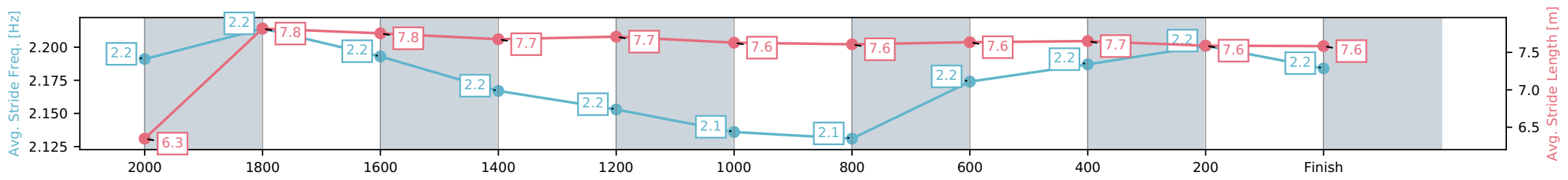
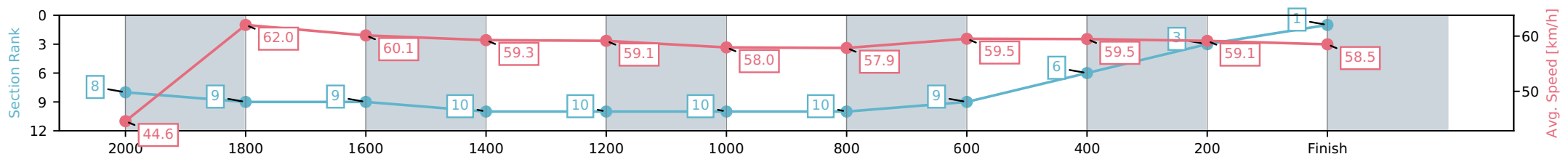
Race 3: FERTPRO BM58 Handicap - 2150m

25 June 2026 - 2:42PM

Track Rating: Soft 5, Weather: Overcast, Rail Position: +4m Entire Circuit



Section	L2150	L2000	L1800	L1600	L1400	L1200	L1000	L800	L600	L400	L200
Section Times	2:14.07 (0:12.26)	2:01.81 [8] (0:11.61)	1:50.20 [9] (0:11.95)	1:38.24 [9] (0:12.15)	1:26.10 [10] (0:12.21)	1:13.89 [10] (0:12.50)	1:01.39 [10] (0:12.43)	0:48.96 [10] (0:12.14)	0:36.81 [9] (0:12.19)	0:24.62 [6] (0:12.31)	0:12.31 [3] (0:12.31)
Average Speed [km/h]	44.6	62.0	60.1	59.3	59.1	58.0	57.9	59.5	59.5	59.1	58.5
Top Speed [km/h]	60.3	63.0	63.0	60.0	59.4	59.7	58.2	60.2	60.0	59.8	59.9
Avg. Dist. to Rail [m]	7.9	0.2	0.6	1.0	0.7	1.3	0.6	1.1	1.7	4.0	3.9
Avg. Stride Freq. [Hz]	2.2	2.2	2.2	2.2	2.2	2.1	2.1	2.2	2.2	2.2	2.2
Avg. Stride Length [m]	6.3	7.8	7.8	7.7	7.7	7.6	7.6	7.6	7.7	7.6	7.6



[] Ranking at each section and finish
 -:-:- No data available at this section
 NA No data available

Horse/Jockey Name	Cast Party/Bella Youngberry
Finish Rank	2
Fastest Section Time (Section)	0:11.29 (2000-1800)
Top Speed [km/h] (Section)	64.2 (2000-1800)
Race State	Finished



Ipswich QLD --Professional-2026-06-25

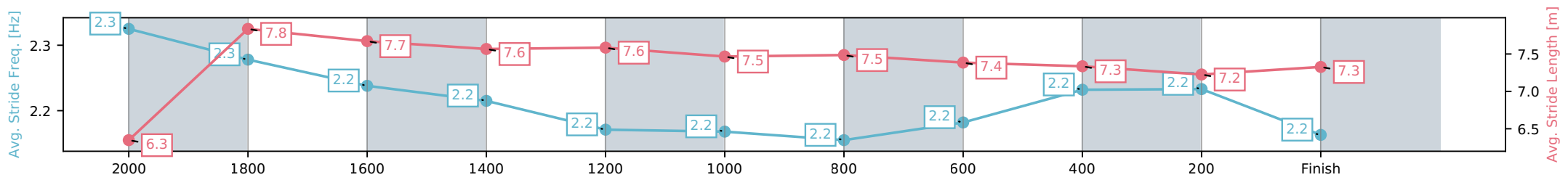
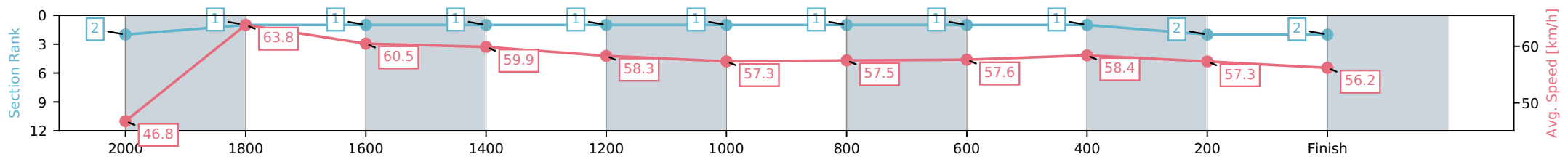
Race 3: FERTPRO BM58 Handicap - 2150m

25 June 2026 - 2:42PM

Track Rating: Soft 5, Weather: Overcast, Rail Position: +4m Entire Circuit



Section	L2150	L2000	L1800	L1600	L1400	L1200	L1000	L800	L600	L400	L200
Section Times	2:14.31 (0:11.69)	2:02.62 [2] (0:11.29)	1:51.33 [1] (0:11.78)	1:39.56 [1] (0:12.02)	1:27.54 [1] (0:12.32)	1:15.22 [1] (0:12.55)	1:02.68 [1] (0:12.46)	0:50.22 [1] (0:12.46)	0:37.75 [1] (0:12.33)	0:25.42 [1] (0:12.60)	0:12.82 [2] (0:12.82)
Average Speed [km/h]	46.8	63.8	60.5	59.9	58.3	57.3	57.5	57.6	58.4	57.3	56.2
Top Speed [km/h]	62.0	64.2	63.2	60.8	59.5	57.9	57.8	58.4	59.3	57.8	57.2
Avg. Dist. to Rail [m]	5.5	0.7	1.4	0.5	0.6	0.3	1.3	0.4	0.2	1.2	0.7
Avg. Stride Freq. [Hz]	2.3	2.3	2.2	2.2	2.2	2.2	2.2	2.2	2.2	2.2	2.2
Avg. Stride Length [m]	6.3	7.8	7.7	7.6	7.6	7.5	7.5	7.4	7.3	7.2	7.3



[] Ranking at each section and finish
 -:-:- No data available at this section
 NA No data available

Horse/Jockey Name	Our Brave Lini/Brandon Lerena
Finish Rank	3
Fastest Section Time (Section)	0:11.43 (2000-1800)
Top Speed [km/h] (Section)	63.6 (2000-1800)
Race State	Finished



Ipswich QLD --Professional-2026-06-25

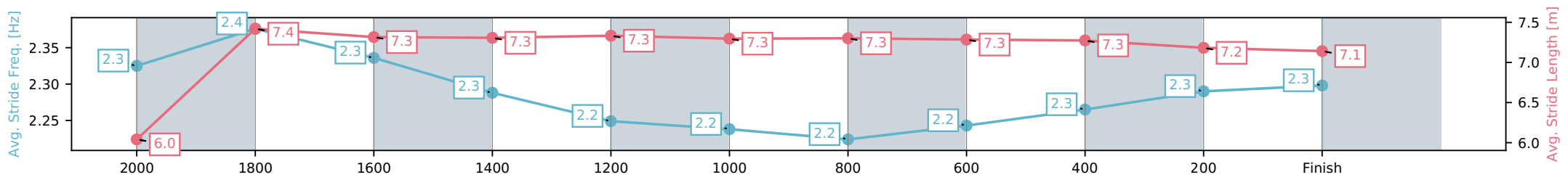
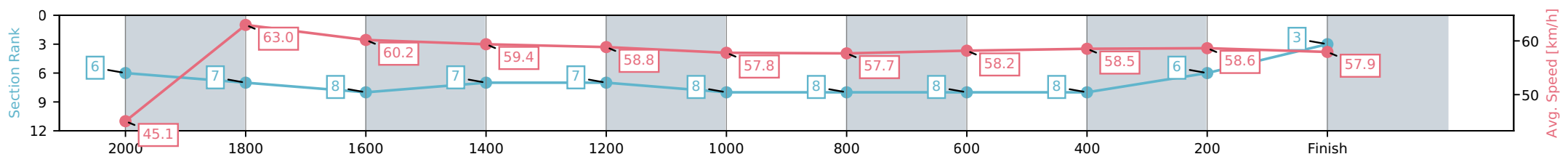
Race 3: FERTPRO BM58 Handicap - 2150m

25 June 2026 - 2:42PM

Track Rating: Soft 5, Weather: Overcast, Rail Position: +4m Entire Circuit



Section	L2150	L2000	L1800	L1600	L1400	L1200	L1000	L800	L600	L400	L200
Section Times	2:14.33 (0:12.13)	2:02.20 [6] (0:11.43)	1:50.77 [7] (0:11.93)	1:38.84 [8] (0:12.14)	1:26.70 [7] (0:12.26)	1:14.44 [7] (0:12.51)	1:01.93 [8] (0:12.47)	0:49.46 [8] (0:12.38)	0:37.08 [8] (0:12.31)	0:24.78 [8] (0:12.37)	0:12.41 [6] (0:12.41)
Average Speed [km/h]	45.1	63.0	60.2	59.4	58.8	57.8	57.7	58.2	58.5	58.6	57.9
Top Speed [km/h]	61.4	63.6	62.1	60.9	59.7	59.5	58.2	58.9	59.2	59.7	59.4
Avg. Dist. to Rail [m]	8.9	0.7	0.7	1.0	0.5	1.1	0.8	0.2	0.5	2.6	2.8
Avg. Stride Freq. [Hz]	2.3	2.4	2.3	2.3	2.2	2.2	2.2	2.2	2.3	2.3	2.3
Avg. Stride Length [m]	6.0	7.4	7.3	7.3	7.3	7.3	7.3	7.3	7.3	7.2	7.1



[] Ranking at each section and finish
 -:-:- No data available at this section
 NA No data available

Horse/Jockey Name	Big Tech/Kyle Wilson-Taylor
Finish Rank	4
Fastest Section Time (Section)	0:11.44 (2000-1800)
Top Speed [km/h] (Section)	63.7 (2000-1800)
Race State	Finished



Ipswich QLD --Professional-2026-06-25

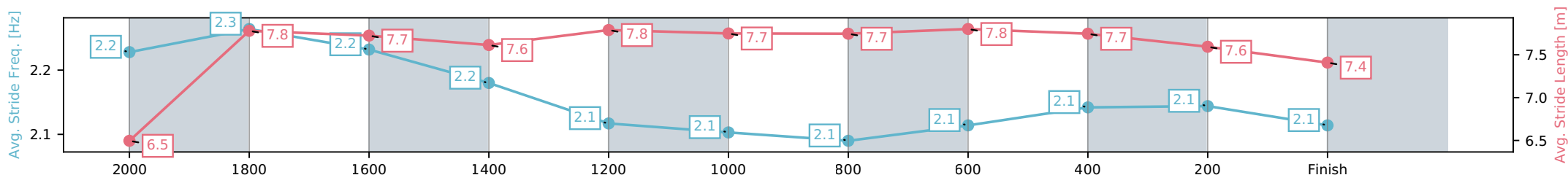
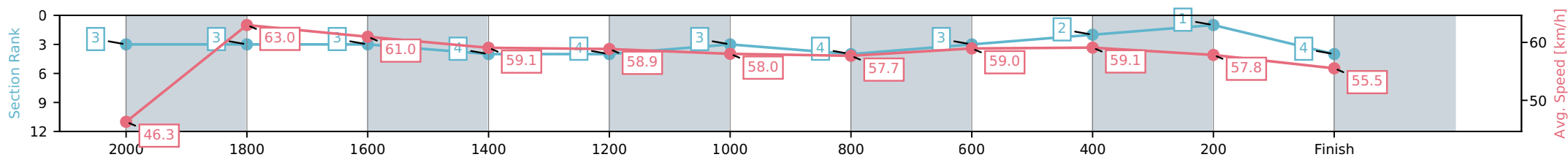
Race 3: FERTPRO BM58 Handicap - 2150m

25 June 2026 - 2:42PM

Track Rating: Soft 5, Weather: Overcast, Rail Position: +4m Entire Circuit



Section	L2150	L2000	L1800	L1600	L1400	L1200	L1000	L800	L600	L400	L200
Section Times	2:14.40 (0:11.80)	2:02.60 [3] (0:11.44)	1:51.16 [3] (0:11.81)	1:39.35 [3] (0:12.20)	1:27.15 [4] (0:12.26)	1:14.89 [4] (0:12.47)	1:02.42 [3] (0:12.47)	0:49.95 [4] (0:12.26)	0:37.69 [3] (0:12.22)	0:25.47 [2] (0:12.53)	0:12.94 [1] (0:12.94)
Average Speed [km/h]	46.3	63.0	61.0	59.1	58.9	58.0	57.7	59.0	59.1	57.8	55.5
Top Speed [km/h]	61.2	63.7	62.6	59.6	59.4	59.2	58.1	59.4	59.4	59.0	57.1
Avg. Dist. to Rail [m]	10.7	2.5	0.3	1.1	0.5	1.2	0.5	0.8	1.1	1.9	1.8
Avg. Stride Freq. [Hz]	2.2	2.3	2.2	2.2	2.1	2.1	2.1	2.1	2.1	2.1	2.1
Avg. Stride Length [m]	6.5	7.8	7.7	7.6	7.8	7.7	7.7	7.8	7.7	7.6	7.4



[] Ranking at each section and finish
 -.-.- No data available at this section
 NA No data available

Horse/Jockey Name	Kerkorian/Jake Bayliss
Finish Rank	5
Fastest Section Time (Section)	0:11.17 (2000-1800)
Top Speed [km/h] (Section)	65.7 (2150 - 2000)
Race State	Finished



Ipswich QLD --Professional-2026-06-25

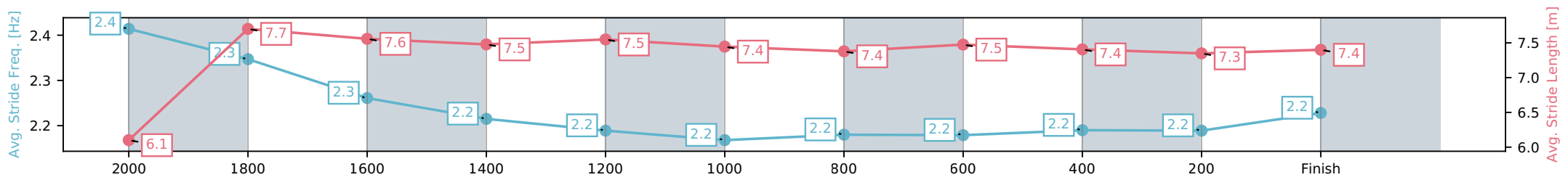
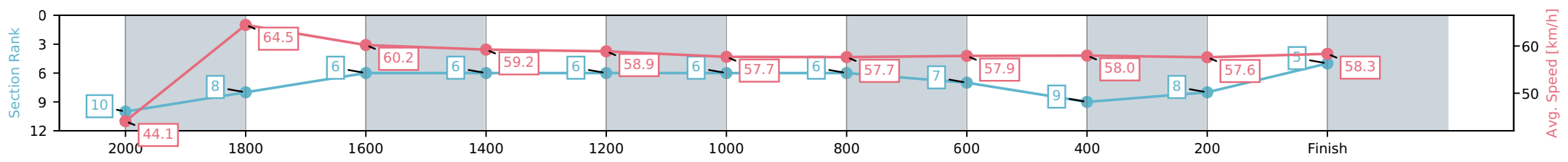
Race 3: FERTPRO BM58 Handicap - 2150m

25 June 2026 - 2:42PM

Track Rating: Soft 5, Weather: Overcast, Rail Position: +4m Entire Circuit



Section	L2150	L2000	L1800	L1600	L1400	L1200	L1000	L800	L600	L400	L200
Section Times	2:14.42 (0:12.47)	2:01.95 [10] (0:11.17)	1:50.78 [8] (0:11.82)	1:38.96 [6] (0:12.14)	1:26.82 [6] (0:12.20)	1:14.62 [6] (0:12.49)	1:02.13 [6] (0:12.45)	0:49.68 [6] (0:12.40)	0:37.28 [7] (0:12.42)	0:24.86 [9] (0:12.51)	0:12.35 [8] (0:12.35)
Average Speed [km/h]	44.1	64.5	60.2	59.2	58.9	57.7	57.7	57.9	58.0	57.6	58.3
Top Speed [km/h]	65.7	65.5	63.2	60.3	59.4	58.1	58.2	58.9	59.4	59.7	60.1
Avg. Dist. to Rail [m]	3.8	1.2	1.6	0.4	0.5	0.3	1.1	0.6	0.2	0.6	1.1
Avg. Stride Freq. [Hz]	2.4	2.3	2.3	2.2	2.2	2.2	2.2	2.2	2.2	2.2	2.2
Avg. Stride Length [m]	6.1	7.7	7.6	7.5	7.5	7.4	7.4	7.5	7.4	7.3	7.4



[] Ranking at each section and finish
 -.-.- No data available at this section
 NA No data available

Horse/Jockey Name	Papal Miss/Mark Du Plessis
Finish Rank	6
Fastest Section Time (Section)	0:11.70 (1800-1600)
Top Speed [km/h] (Section)	61.8 (2000-1800)
Race State	Finished



Ipswich QLD --Professional-2026-06-25

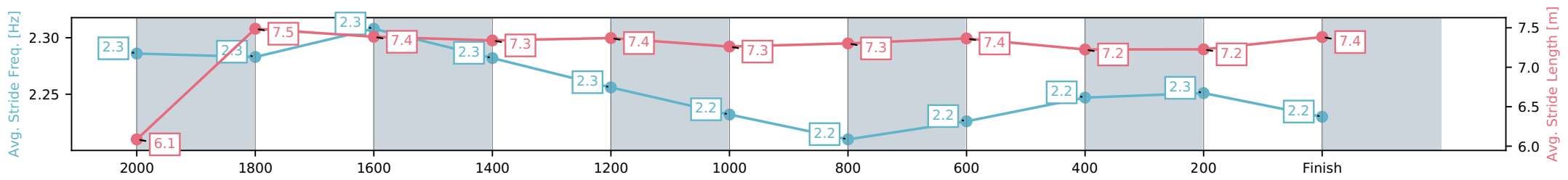
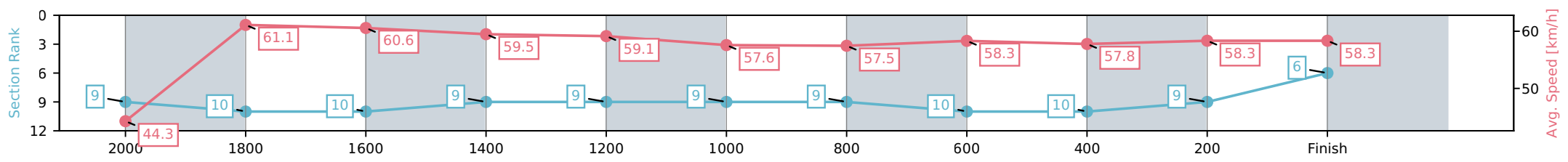
Race 3: FERTPRO BM58 Handicap - 2150m

25 June 2026 - 2:42PM

Track Rating: Soft 5, Weather: Overcast, Rail Position: +4m Entire Circuit



Section	L2150	L2000	L1800	L1600	L1400	L1200	L1000	L800	L600	L400	L200
Section Times	2:14.58 (0:12.37)	2:02.21 [9] (0:11.78)	1:50.43 [10] (0:11.70)	1:38.73 [10] (0:12.10)	1:26.63 [9] (0:12.12)	1:14.51 [9] (0:12.50)	1:02.02 [9] (0:12.48)	0:49.54 [9] (0:12.31)	0:37.22 [10] (0:12.45)	0:24.77 [10] (0:12.42)	0:12.35 [9] (0:12.35)
Average Speed [km/h]	44.3	61.1	60.6	59.5	59.1	57.6	57.5	58.3	57.8	58.3	58.3
Top Speed [km/h]	59.5	61.8	61.4	60.1	59.4	58.8	57.9	58.8	58.1	59.3	59.2
Avg. Dist. to Rail [m]	9.9	1.0	2.0	1.2	1.0	0.3	1.1	0.7	0.5	2.4	2.9
Avg. Stride Freq. [Hz]	2.3	2.3	2.3	2.3	2.3	2.2	2.2	2.2	2.2	2.3	2.2
Avg. Stride Length [m]	6.1	7.5	7.4	7.3	7.4	7.3	7.3	7.4	7.2	7.2	7.4



[] Ranking at each section and finish
 -:-:- No data available at this section
 NA No data available

Horse/Jockey Name	Gratification/Fred Larson
Finish Rank	7
Fastest Section Time (Section)	0:11.53 (2000-1800)
Top Speed [km/h] (Section)	63.3 (2000-1800)
Race State	Finished



Ipswich QLD --Professional-2026-06-25

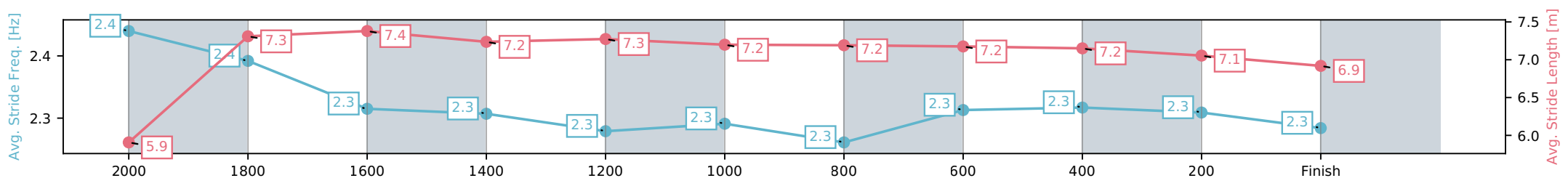
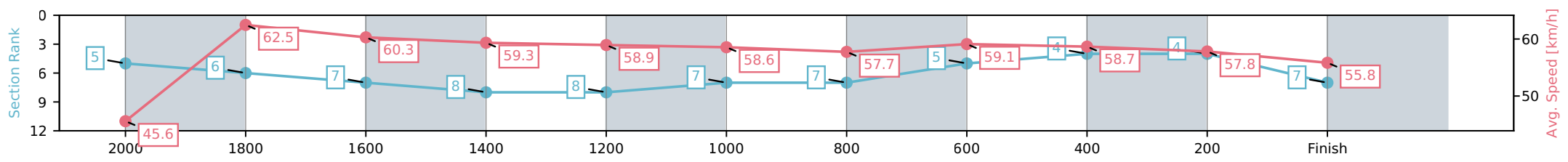
Race 3: FERTPRO BM58 Handicap - 2150m

25 June 2026 - 2:42PM

Track Rating: Soft 5, Weather: Overcast, Rail Position: +4m Entire Circuit



Section	L2150	L2000	L1800	L1600	L1400	L1200	L1000	L800	L600	L400	L200
Section Times	2:14.63 (0:11.99)	2:02.64 [5] (0:11.53)	1:51.11 [6] (0:11.96)	1:39.14 [7] (0:12.16)	1:26.99 [8] (0:12.27)	1:14.72 [8] (0:12.38)	1:02.33 [7] (0:12.46)	0:49.87 [7] (0:12.21)	0:37.66 [5] (0:12.30)	0:25.36 [4] (0:12.53)	0:12.82 [4] (0:12.82)
Average Speed [km/h]	45.6	62.5	60.3	59.3	58.9	58.6	57.7	59.1	58.7	57.8	55.8
Top Speed [km/h]	60.4	63.3	61.8	60.0	59.2	59.4	58.1	59.8	59.1	58.4	57.6
Avg. Dist. to Rail [m]	11.7	1.8	0.5	1.8	1.1	1.6	0.7	0.8	0.8	2.9	5.0
Avg. Stride Freq. [Hz]	2.4	2.4	2.3	2.3	2.3	2.3	2.3	2.3	2.3	2.3	2.3
Avg. Stride Length [m]	5.9	7.3	7.4	7.2	7.3	7.2	7.2	7.2	7.2	7.1	6.9



[] Ranking at each section and finish
 -:-:- No data available at this section
 NA No data available

Horse/Jockey Name	Tuki Twelve/Daniel Moor
Finish Rank	8
Fastest Section Time (Section)	0:11.42 (2000-1800)
Top Speed [km/h] (Section)	63.8 (2000-1800)
Race State	Finished



Ipswich QLD --Professional-2026-06-25

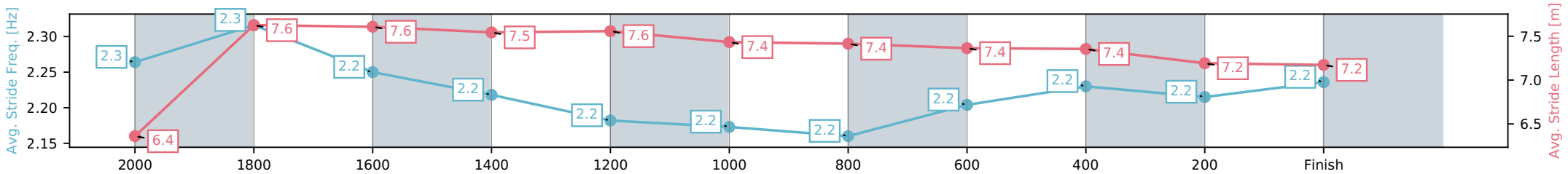
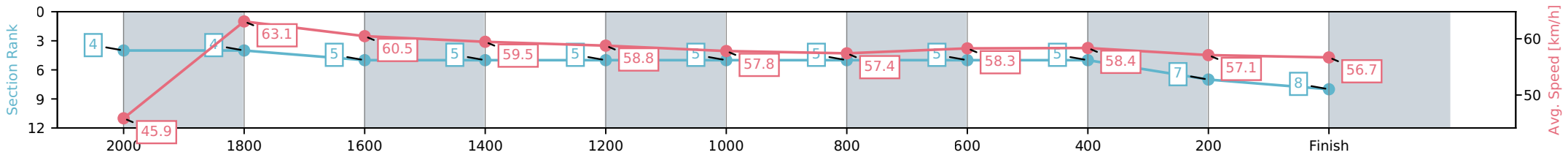
Race 3: FERTPRO BM58 Handicap - 2150m

25 June 2026 - 2:42PM

Track Rating: Soft 5, Weather: Overcast, Rail Position: +4m Entire Circuit



Section	L2150	L2000	L1800	L1600	L1400	L1200	L1000	L800	L600	L400	L200
Section Times	2:14.68 (0:11.90)	2:02.78 [4] (0:11.42)	1:51.36 [4] (0:11.87)	1:39.48 [5] (0:12.12)	1:27.36 [5] (0:12.26)	1:15.10 [5] (0:12.51)	1:02.58 [5] (0:12.52)	0:50.06 [5] (0:12.36)	0:37.71 [5] (0:12.36)	0:25.34 [5] (0:12.65)	0:12.69 [7] (0:12.69)
Average Speed [km/h]	45.9	63.1	60.5	59.5	58.8	57.8	57.4	58.3	58.4	57.1	56.7
Top Speed [km/h]	61.1	63.8	61.8	60.1	59.1	58.2	57.7	58.8	59.2	58.2	58.2
Avg. Dist. to Rail [m]	8.4	1.0	0.4	0.8	0.4	1.1	0.6	0.5	0.6	0.9	0.3
Avg. Stride Freq. [Hz]	2.3	2.3	2.2	2.2	2.2	2.2	2.2	2.2	2.2	2.2	2.2
Avg. Stride Length [m]	6.4	7.6	7.6	7.5	7.6	7.4	7.4	7.4	7.4	7.2	7.2



- [] Ranking at each section and finish
- :-:- No data available at this section
- NA No data available

Horse/Jockey Name	Tesstify Trio/Martin Harley
Finish Rank	9
Fastest Section Time (Section)	0:11.47 (2000-1800)
Top Speed [km/h] (Section)	63.1 (2000-1800)
Race State	Finished



Ipswich QLD --Professional-2026-06-25

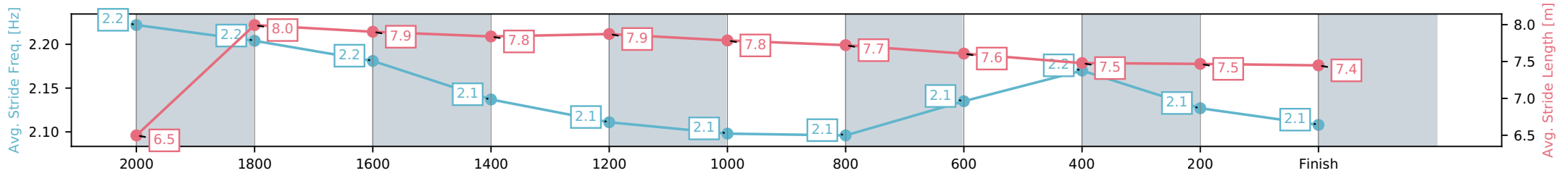
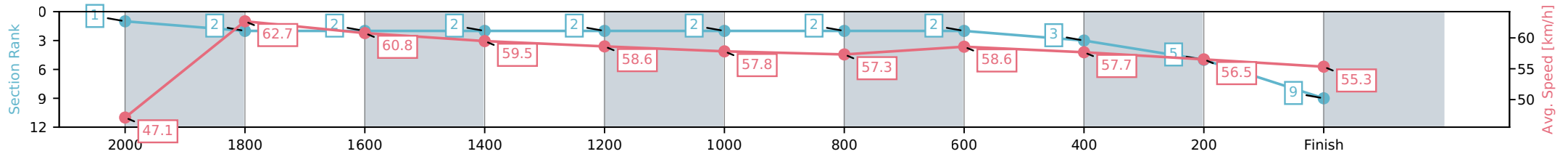
Race 3: FERTPRO BM58 Handicap - 2150m

25 June 2026 - 2:42PM

Track Rating: Soft 5, Weather: Overcast, Rail Position: +4m Entire Circuit



Section	L2150	L2000	L1800	L1600	L1400	L1200	L1000	L800	L600	L400	L200
Section Times	2:14.88 (0:11.60)	2:03.28 [1] (0:11.47)	1:51.81 [2] (0:11.83)	1:39.98 [2] (0:12.13)	1:27.85 [2] (0:12.30)	1:15.56 [2] (0:12.48)	1:03.08 [2] (0:12.52)	0:50.55 [2] (0:12.32)	0:38.23 [2] (0:12.48)	0:25.76 [3] (0:12.75)	0:13.00 [5] (0:13.00)
Average Speed [km/h]	47.1	62.7	60.8	59.5	58.6	57.8	57.3	58.6	57.7	56.5	55.3
Top Speed [km/h]	62.1	63.1	62.4	60.9	59.2	58.6	57.9	59.7	59.0	57.2	57.2
Avg. Dist. to Rail [m]	7.3	1.8	0.4	0.9	0.4	0.7	0.9	0.5	0.4	0.8	0.8
Avg. Stride Freq. [Hz]	2.2	2.2	2.2	2.1	2.1	2.1	2.1	2.1	2.2	2.1	2.1
Avg. Stride Length [m]	6.5	8.0	7.9	7.8	7.9	7.8	7.7	7.6	7.5	7.5	7.4



[] Ranking at each section and finish
 -:-:- No data available at this section
 NA No data available

Horse/Jockey Name	Good Philly/Damien Boche
Finish Rank	10
Fastest Section Time (Section)	0:11.26 (2000-1800)
Top Speed [km/h] (Section)	65.0 (2000-1800)
Race State	Finished



Ipswich QLD --Professional-2026-06-25

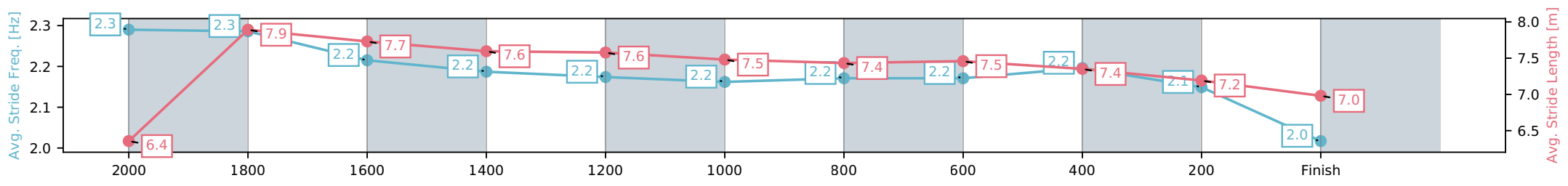
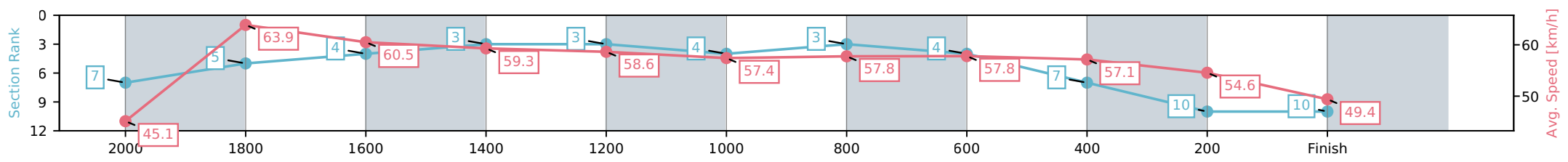
Race 3: FERTPRO BM58 Handicap - 2150m

25 June 2026 - 2:42PM

Track Rating: Soft 5, Weather: Overcast, Rail Position: +4m Entire Circuit



Section	L2150	L2000	L1800	L1600	L1400	L1200	L1000	L800	L600	L400	L200
Section Times	2:17.22 (0:12.18)	2:05.04 [7] (0:11.26)	1:53.79 [5] (0:11.69)	1:42.10 [4] (0:12.11)	1:29.99 [3] (0:12.22)	1:17.77 [3] (0:12.54)	1:05.23 [4] (0:12.43)	0:52.80 [3] (0:12.50)	0:40.31 [4] (0:12.58)	0:27.72 [7] (0:13.22)	0:14.51 [10] (0:14.51)
Average Speed [km/h]	45.1	63.9	60.5	59.3	58.6	57.4	57.8	57.8	57.1	54.6	49.4
Top Speed [km/h]	64.4	65.0	62.7	59.8	58.8	58.2	58.1	58.2	58.5	55.7	52.8
Avg. Dist. to Rail [m]	5.5	1.0	2.3	1.8	1.4	0.2	0.8	0.4	0.3	0.5	1.5
Avg. Stride Freq. [Hz]	2.3	2.3	2.2	2.2	2.2	2.2	2.2	2.2	2.2	2.1	2.0
Avg. Stride Length [m]	6.4	7.9	7.7	7.6	7.6	7.5	7.4	7.5	7.4	7.2	7.0



[] Ranking at each section and finish
 -:-:- No data available at this section
 NA No data available



Ipswich QLD
 Race 4: GREAT NORTHERN BM65 Handicap - 1350m
 25 June 2026 - 3:17PM



Track Rating: Soft 5, Weather: Overcast, Rail Position: +4m Entire Circuit

Field Times (Race Tempo) 1:21.28 (0:11.52) 1:09.76 (0:10.99) 0:58.77 (0:11.21) 0:47.55 (0:11.68) 0:35.87 (0:11.75) 0:24.12 (0:11.86) 0:12.26 (0:12.26)

Rank	TAB#	Horse	Overall Time	First 400m	Top Speed km/h (Section)	L1350	L1200	L1000	L800	L600	L400	L200	
	(BAR#)	Jockey	Margin (DT-W)	Last 600m	Fastest Section (Time)	Start - 1200	1200 - 1000	1000 - 800	800 - 600	600 - 400	400 - 200	200 - Finish	
1	10	Bolshevic Road	1:21.28	0:25.91	64.2 (1200-1000)	1:21.28	1:09.58 [5]	0:58.23 [5]	0:46.71 [5]	0:35.06 [6]	0:23.40 [6]	0:11.79 [6]	
	(7)	Ashley Butler		0:35.06	1200-1000 (0:11.35)	(0:11.70)	(0:11.35)	(0:11.52)	(0:11.66)	(0:11.65)	(0:11.62)	(0:11.79)	
2	11	Echo Hunter	1:21.29	0:26.20	64.1 (1200-1000)	1:21.29	1:09.34 [7]	0:57.95 [7]	0:46.39 [7]	0:34.77 [8]	0:23.15 [7]	0:11.70 [7]	
	(4)	Jake Bayliss	0.0L (+5)	0:34.76	1200-1000 (0:11.39)	(0:11.95)	(0:11.39)	(0:11.56)	(0:11.62)	(0:11.62)	(0:11.44)	(0:11.70)	
3	6	Ready Azz Eva	1:21.33	0:25.64	64.7 (1200-1000)	1:21.33	1:09.78 [2]	0:58.56 [3]	0:46.99 [4]	0:35.28 [4]	0:23.72 [4]	0:12.05 [3]	
	(3)	Taylor Marshall	0.3L (+2)	0:35.28	1200-1000 (0:11.22)	(0:11.55)	(0:11.22)	(0:11.57)	(0:11.71)	(0:11.56)	(0:11.67)	(0:12.05)	
4	3	Gambino	1:21.35	0:25.71	65.1 (1200-1000)	1:21.35	1:09.71 [4]	0:58.53 [4]	0:47.08 [3]	0:35.50 [3]	0:23.94 [3]	0:12.18 [2]	
	(2)	Cejay Graham	0.4L (+15)	0:35.50	1200-1000 (0:11.18)	(0:11.64)	(0:11.18)	(0:11.46)	(0:11.58)	(0:11.56)	(0:11.76)	(0:12.18)	
5	5	Lumens Lenny	1:21.53	0:25.29	66.5 (1200-1000)	1:21.53	1:10.01 [1]	0:59.02 [1]	0:47.80 [1]	0:36.12 [1]	0:24.37 [1]	0:12.51 [1]	
	(6)	Georgina Cartwright	1.4L (+13)	0:36.12	1200-1000 (0:11.00)	(0:11.52)	(0:11.00)	(0:11.22)	(0:11.68)	(0:11.75)	(0:11.86)	(0:12.51)	
6	8	Maple Door	1:21.60	0:25.98	65.0 (1200-1000)	1:21.60	1:09.68 [6]	0:58.49 [6]	0:46.98 [6]	0:35.38 [5]	0:23.82 [5]	0:12.29 [4]	
	(1)	Karl Zechner	1.9L (+8)	0:35.38	1200-1000 (0:11.19)	(0:11.92)	(0:11.19)	(0:11.50)	(0:11.60)	(0:11.56)	(0:11.53)	(0:12.29)	
7	9	Vixenette	1:21.64	0:26.42	64.0 (1000-800)	1:21.64	1:09.55 [8]	0:58.07 [8]	0:46.67 [8]	0:35.18 [7]	0:23.49 [8]	0:11.93 [8]	
	(8)	Daniel Moor	2.1L (+11)	0:35.18	1000-800 (0:11.40)	(0:12.09)	(0:11.48)	(0:11.40)	(0:11.49)	(0:11.69)	(0:11.56)	(0:11.93)	
8	1	Nails And Pride	1:22.46	0:25.52	65.5 (1200-1000)	1:22.46	1:10.90 [3]	0:59.78 [2]	0:48.41 [2]	0:36.72 [2]	0:25.07 [2]	0:13.14 [5]	
	(5)	McKenzie Apel	6.9L (+2)	0:36.73	1200-1000 (0:11.11)	(0:11.56)	(0:11.11)	(0:11.37)	(0:11.69)	(0:11.66)	(0:11.93)	(0:13.14)	

Scratched: Holy Flash (#2), Hollywood Epic (#4), Hoot 'N' Holler (#7)

Report Created: Thu 25 June 2026

(Note: Races are conducted over an approximate distance as close as possible to the advertised distance, and recorded data may vary accordingly. Official times refer to race times only and do not include handicap times.)

[] Position in running at each section and finish TAB# Saddle cloth number
 -:-:- No data available at this section BAR# Barrier/Gate Position
 NA No data available DNF Did not finish
 DNT Did not track DT-W Distance travelled compared to winner in metres

Fastest split
 Fastest section

data processed by TRIPLESDATA

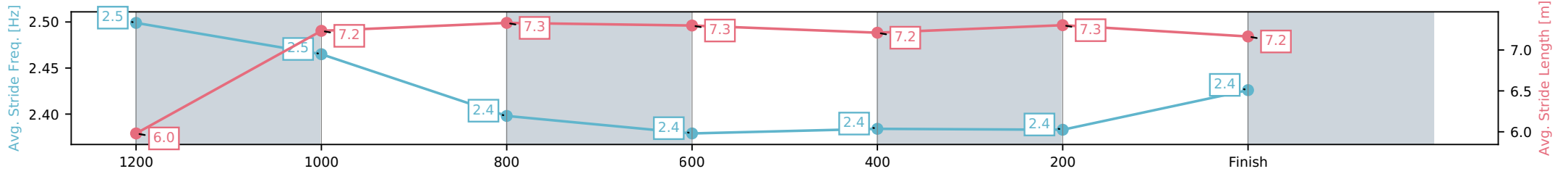
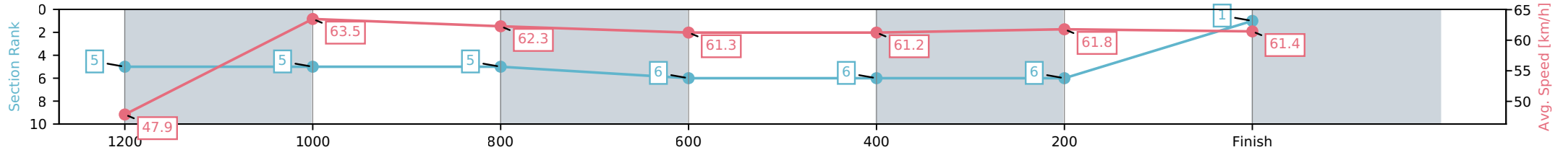
Horse/Jockey Name	Bolshevic Road/Ashley Butler
Finish Rank	1
Fastest Section Time (Section)	0:11.35 (1200-1000)
Top Speed [km/h] (Section)	64.2 (1200-1000)
Race State	Finished



Ipswich QLD --Professional-2026-06-25
 Race 4: GREAT NORTHERN BM65 Handicap - 1350m
 25 June 2026 - 3:17PM
 Track Rating: Soft 5, Weather: Overcast, Rail Position: +4m Entire Circuit



Section	L1350	L1200	L1000	L800	L600	L400	L200
Section Times	1:21.28 (0:11.70)	1:09.58 [5] (0:11.35)	0:58.23 [5] (0:11.52)	0:46.71 [5] (0:11.66)	0:35.06 [6] (0:11.65)	0:23.40 [6] (0:11.62)	0:11.79 [6] (0:11.79)
Average Speed [km/h]	47.9	63.5	62.3	61.3	61.2	61.8	61.4
Top Speed [km/h]	62.9	64.2	63.4	62.4	62.3	62.6	62.2
Avg. Dist. to Rail [m]	5.2	0.9	1.1	2.1	2.1	1.3	2.8
Avg. Stride Freq. [Hz]	2.5	2.5	2.4	2.4	2.4	2.4	2.4
Avg. Stride Length [m]	6.0	7.2	7.3	7.3	7.2	7.3	7.2



[] Ranking at each section and finish
 -:-:- No data available at this section
 NA No data available

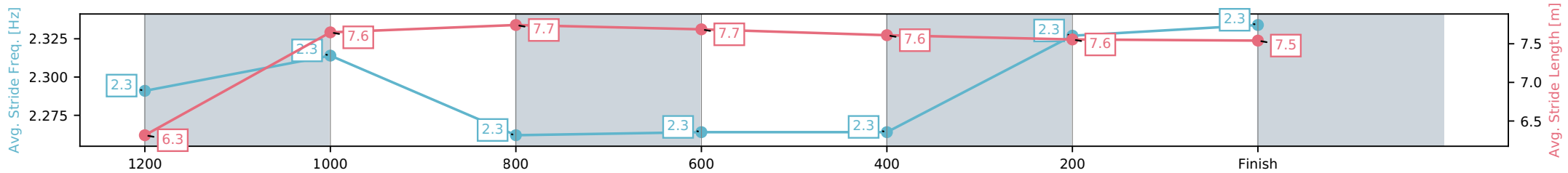
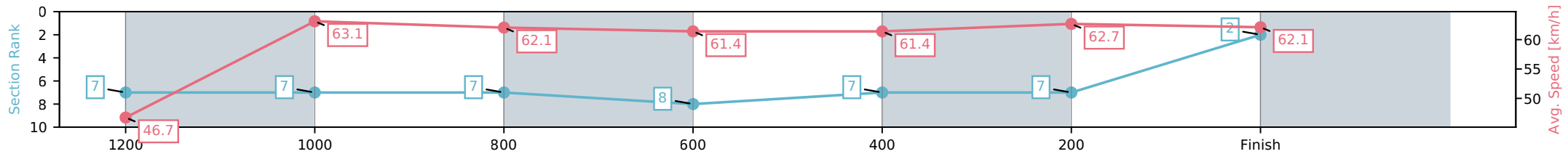
Horse/Jockey Name	Echo Hunter/Jake Bayliss
Finish Rank	2
Fastest Section Time (Section)	0:11.39 (1200-1000)
Top Speed [km/h] (Section)	64.1 (1200-1000)
Race State	Finished



Ipswich QLD --Professional-2026-06-25
 Race 4: GREAT NORTHERN BM65 Handicap - 1350m
 25 June 2026 - 3:17PM
 Track Rating: Soft 5, Weather: Overcast, Rail Position: +4m Entire Circuit



Section	L1350	L1200	L1000	L800	L600	L400	L200
Section Times	1:21.29 (0:11.95)	1:09.34 [7] (0:11.39)	0:57.95 [7] (0:11.56)	0:46.39 [7] (0:11.62)	0:34.77 [8] (0:11.62)	0:23.15 [7] (0:11.44)	0:11.70 [7] (0:11.70)
Average Speed [km/h]	46.7	63.1	62.1	61.4	61.4	62.7	62.1
Top Speed [km/h]	61.7	64.1	63.1	62.6	62.7	63.6	63.4
Avg. Dist. to Rail [m]	2.3	0.7	1.1	2.3	2.3	2.0	4.0
Avg. Stride Freq. [Hz]	2.3	2.3	2.3	2.3	2.3	2.3	2.3
Avg. Stride Length [m]	6.3	7.6	7.7	7.7	7.6	7.6	7.5



- [] Ranking at each section and finish
- :-:- No data available at this section
- NA No data available

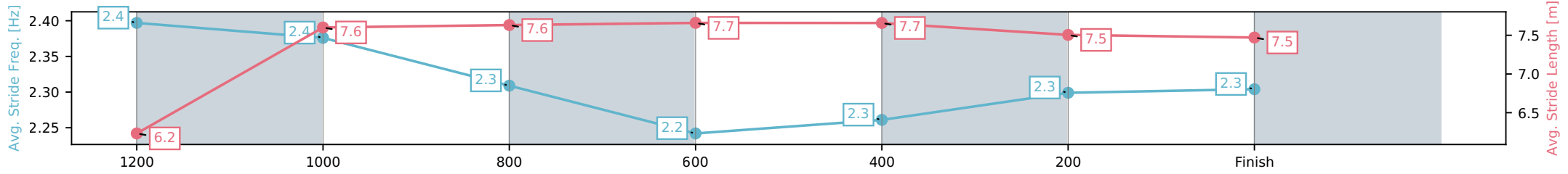
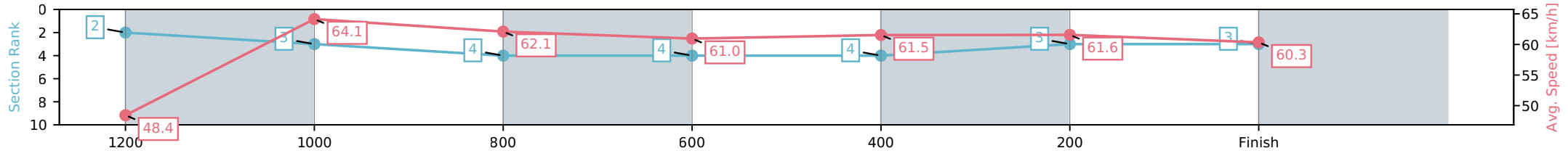
Horse/Jockey Name	Ready Azz Eva/Taylor Marshall
Finish Rank	3
Fastest Section Time (Section)	0:11.22 (1200-1000)
Top Speed [km/h] (Section)	64.7 (1200-1000)
Race State	Finished



Ipswich QLD --Professional-2026-06-25
 Race 4: GREAT NORTHERN BM65 Handicap - 1350m
 25 June 2026 - 3:17PM
 Track Rating: Soft 5, Weather: Overcast, Rail Position: +4m Entire Circuit



Section	L1350	L1200	L1000	L800	L600	L400	L200
Section Times	1:21.33 (0:11.55)	1:09.78 [2] (0:11.22)	0:58.56 [3] (0:11.57)	0:46.99 [4] (0:11.71)	0:35.28 [4] (0:11.56)	0:23.72 [4] (0:11.67)	0:12.05 [3] (0:12.05)
Average Speed [km/h]	48.4	64.1	62.1	61.0	61.5	61.6	60.3
Top Speed [km/h]	63.9	64.7	63.5	61.5	62.2	62.4	62.6
Avg. Dist. to Rail [m]	1.9	0.6	0.6	2.3	2.8	1.4	3.1
Avg. Stride Freq. [Hz]	2.4	2.4	2.3	2.2	2.3	2.3	2.3
Avg. Stride Length [m]	6.2	7.6	7.6	7.7	7.7	7.5	7.5



[] Ranking at each section and finish
 -:-:- No data available at this section
 NA No data available

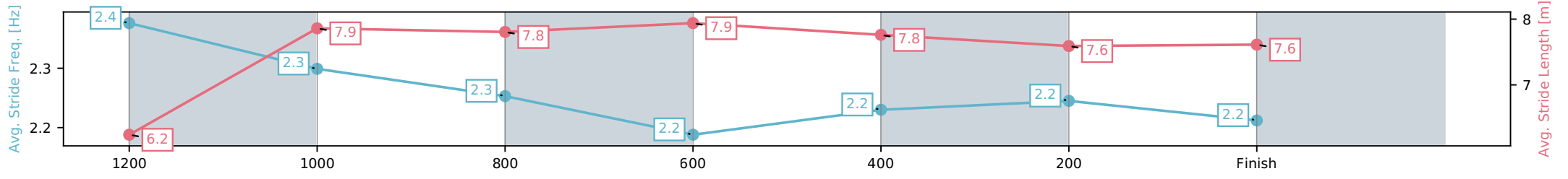
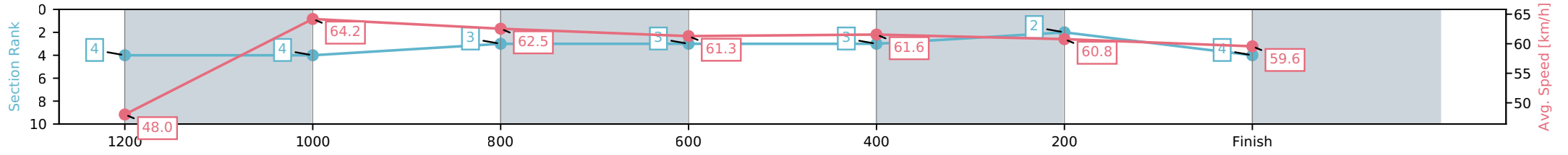
Horse/Jockey Name	Gambino/Cejay Graham
Finish Rank	4
Fastest Section Time (Section)	0:11.18 (1200-1000)
Top Speed [km/h] (Section)	65.1 (1200-1000)
Race State	Finished



Ipswich QLD --Professional-2026-06-25
 Race 4: GREAT NORTHERN BM65 Handicap - 1350m
 25 June 2026 - 3:17PM
 Track Rating: Soft 5, Weather: Overcast, Rail Position: +4m Entire Circuit



Section	L1350	L1200	L1000	L800	L600	L400	L200
Section Times	1:21.35 (0:11.64)	1:09.71 [4] (0:11.18)	0:58.53 [4] (0:11.46)	0:47.08 [3] (0:11.58)	0:35.50 [3] (0:11.56)	0:23.94 [3] (0:11.76)	0:12.18 [2] (0:12.18)
Average Speed [km/h]	48.0	64.2	62.5	61.3	61.6	60.8	59.6
Top Speed [km/h]	64.1	65.1	63.1	62.7	62.6	61.3	60.6
Avg. Dist. to Rail [m]	1.0	1.4	2.4	3.2	3.2	1.4	0.5
Avg. Stride Freq. [Hz]	2.4	2.3	2.3	2.2	2.2	2.2	2.2
Avg. Stride Length [m]	6.2	7.9	7.8	7.9	7.8	7.6	7.6



[] Ranking at each section and finish
 -:-:- No data available at this section
 NA No data available

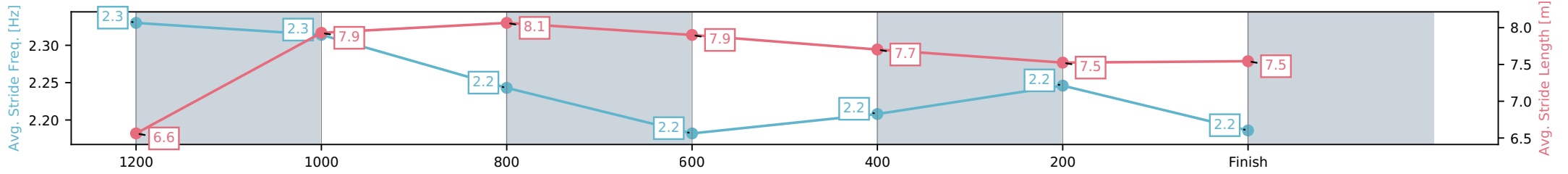
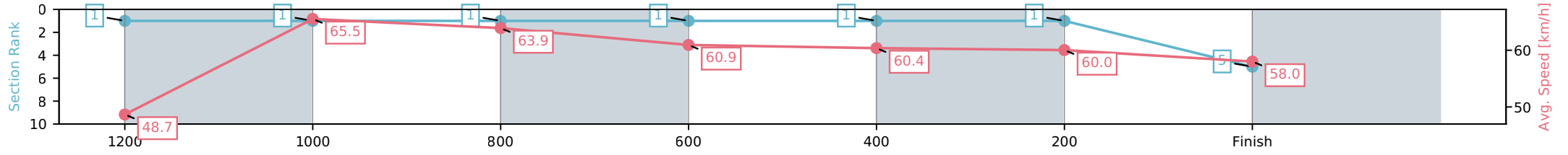
Horse/Jockey Name	Lumens Lenny/Georgina Cartwright
Finish Rank	5
Fastest Section Time (Section)	0:11.00 (1200-1000)
Top Speed [km/h] (Section)	66.5 (1200-1000)
Race State	Finished



Ipswich QLD --Professional-2026-06-25
 Race 4: GREAT NORTHERN BM65 Handicap - 1350m
 25 June 2026 - 3:17PM
 Track Rating: Soft 5, Weather: Overcast, Rail Position: +4m Entire Circuit



Section	L1350	L1200	L1000	L800	L600	L400	L200
Section Times	1:21.53 (0:11.52)	1:10.01 [1] (0:11.00)	0:59.02 [1] (0:11.22)	0:47.80 [1] (0:11.68)	0:36.12 [1] (0:11.75)	0:24.37 [1] (0:11.86)	0:12.51 [1] (0:12.51)
Average Speed [km/h]	48.7	65.5	63.9	60.9	60.4	60.0	58.0
Top Speed [km/h]	63.7	66.5	65.2	62.2	60.7	60.5	60.2
Avg. Dist. to Rail [m]	4.5	1.5	1.5	3.1	3.4	2.5	1.7
Avg. Stride Freq. [Hz]	2.3	2.3	2.2	2.2	2.2	2.2	2.2
Avg. Stride Length [m]	6.6	7.9	8.1	7.9	7.7	7.5	7.5



[] Ranking at each section and finish
 -:-:- No data available at this section
 NA No data available

Horse/Jockey Name	Maple Door/Karl Zechner
Finish Rank	6
Fastest Section Time (Section)	0:11.19 (1200-1000)
Top Speed [km/h] (Section)	65.0 (1200-1000)
Race State	Finished



Ipswich QLD --Professional-2026-06-25

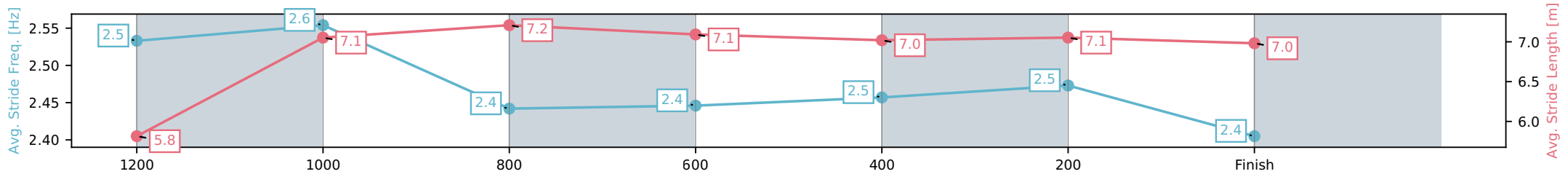
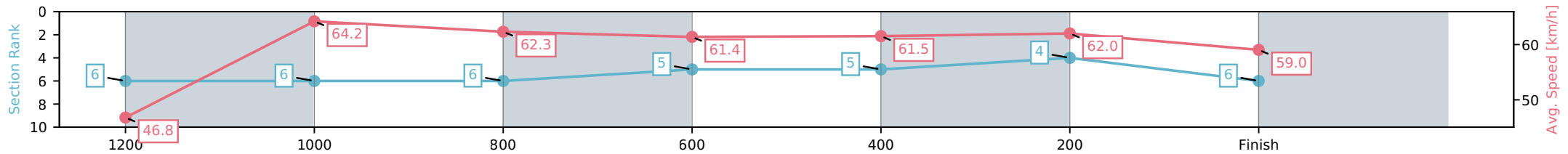
Race 4: GREAT NORTHERN BM65 Handicap - 1350m

25 June 2026 - 3:17PM

Track Rating: Soft 5, Weather: Overcast, Rail Position: +4m Entire Circuit



Section	L1350	L1200	L1000	L800	L600	L400	L200
Section Times	1:21.60 (0:11.92)	1:09.68 [6] (0:11.19)	0:58.49 [6] (0:11.50)	0:46.98 [6] (0:11.60)	0:35.38 [5] (0:11.56)	0:23.82 [5] (0:11.53)	0:12.29 [4] (0:12.29)
Average Speed [km/h]	46.8	64.2	62.3	61.4	61.5	62.0	59.0
Top Speed [km/h]	62.5	65.0	63.1	62.1	62.6	62.5	62.4
Avg. Dist. to Rail [m]	0.9	0.8	1.4	2.7	3.1	1.7	1.3
Avg. Stride Freq. [Hz]	2.5	2.6	2.4	2.4	2.5	2.5	2.4
Avg. Stride Length [m]	5.8	7.1	7.2	7.1	7.0	7.1	7.0



- [] Ranking at each section and finish
- :-:- No data available at this section
- NA No data available

Horse/Jockey Name	Vixenette/Daniel Moor
Finish Rank	7
Fastest Section Time (Section)	0:11.40 (1000-800)
Top Speed [km/h] (Section)	64.0 (1000-800)
Race State	Finished



Ipswich QLD --Professional-2026-06-25

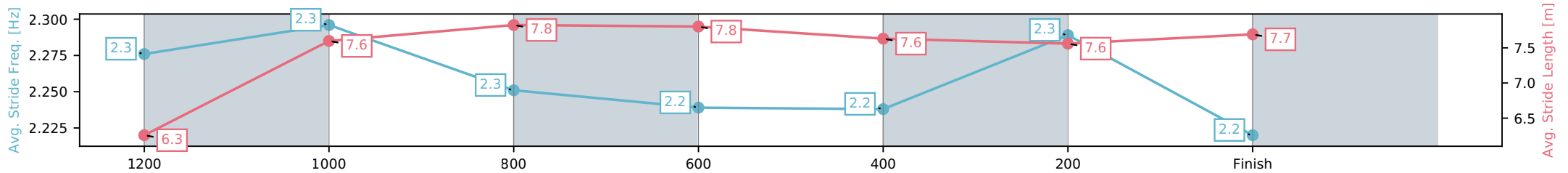
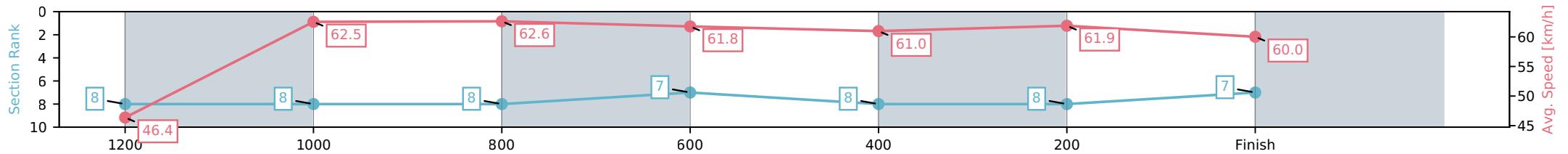
Race 4: GREAT NORTHERN BM65 Handicap - 1350m

25 June 2026 - 3:17PM

Track Rating: Soft 5, Weather: Overcast, Rail Position: +4m Entire Circuit



Section	L1350	L1200	L1000	L800	L600	L400	L200
Section Times	1:21.64 (0:12.09)	1:09.55 [8] (0:11.48)	0:58.07 [8] (0:11.40)	0:46.67 [8] (0:11.49)	0:35.18 [7] (0:11.69)	0:23.49 [8] (0:11.56)	0:11.93 [8] (0:11.93)
Average Speed [km/h]	46.4	62.5	62.6	61.8	61.0	61.9	60.0
Top Speed [km/h]	61.2	63.8	64.0	63.0	62.5	63.3	63.3
Avg. Dist. to Rail [m]	5.9	1.0	2.9	3.6	2.9	1.2	1.3
Avg. Stride Freq. [Hz]	2.3	2.3	2.3	2.2	2.2	2.3	2.2
Avg. Stride Length [m]	6.3	7.6	7.8	7.8	7.6	7.6	7.7



- [] Ranking at each section and finish
- :-:- No data available at this section
- NA No data available

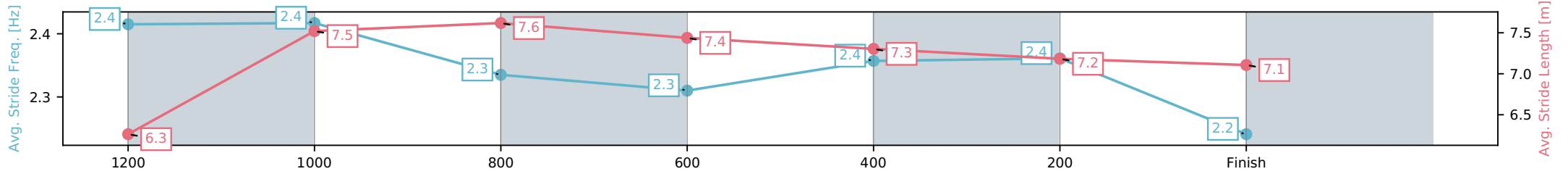
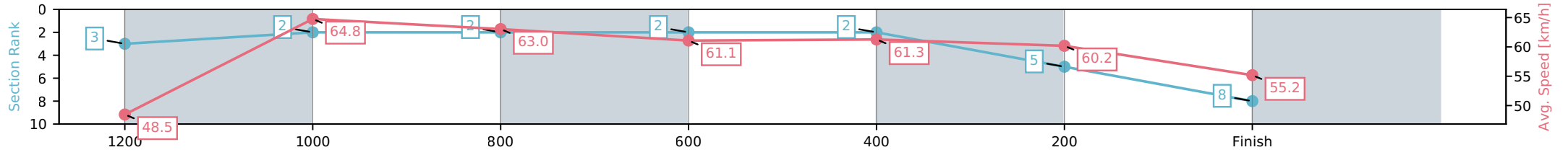
Horse/Jockey Name	Nails And Pride/McKenzie Apel
Finish Rank	8
Fastest Section Time (Section)	0:11.11 (1200-1000)
Top Speed [km/h] (Section)	65.5 (1200-1000)
Race State	Finished



Ipswich QLD --Professional-2026-06-25
 Race 4: GREAT NORTHERN BM65 Handicap - 1350m
 25 June 2026 - 3:17PM
 Track Rating: Soft 5, Weather: Overcast, Rail Position: +4m Entire Circuit



Section	L1350	L1200	L1000	L800	L600	L400	L200
Section Times	1:22.46 (0:11.56)	1:10.90 [3] (0:11.11)	0:59.78 [2] (0:11.37)	0:48.41 [2] (0:11.69)	0:36.72 [2] (0:11.66)	0:25.07 [2] (0:11.93)	0:13.14 [5] (0:13.14)
Average Speed [km/h]	48.5	64.8	63.0	61.1	61.3	60.2	55.2
Top Speed [km/h]	63.5	65.5	64.1	61.6	62.0	61.4	59.8
Avg. Dist. to Rail [m]	2.8	0.7	1.1	2.4	2.2	0.5	0.4
Avg. Stride Freq. [Hz]	2.4	2.4	2.3	2.3	2.4	2.4	2.2
Avg. Stride Length [m]	6.3	7.5	7.6	7.4	7.3	7.2	7.1



[] Ranking at each section and finish
 -:-:- No data available at this section
 NA No data available



Ipswich QLD
 Race 5: AVS SECURITY 0 - 62 Handicap - 1100m
 25 June 2026 - 3:56PM



Track Rating: Soft 5, Weather: Overcast, Rail Position: +4m Entire Circuit

Field Times (Race Tempo) 1:04.09 0:55.90 0:45.27 0:34.33 0:23.05 0:11.69
 (0:08.20) (0:10.62) (0:10.94) (0:11.29) (0:11.35) (0:11.69)

Rank	TAB#	Horse	Overall Time	First 400m	Top Speed km/h (Section)	L1100	L1000	L800	L600	L400	L200		
	(BAR#)	Jockey	Margin (DT-W)	Last 600m	Fastest Section (Time)	Start - 1000	1000 - 800	800 - 600	600 - 400	400 - 200	200 - Finish		
1	1	Everybody Rise	1:04.09	0:24.19	69.5 (1000-800)	1:04.09	0:55.90 [1]	0:45.27 [1]	0:34.33 [1]	0:23.05 [1]	0:11.69 [1]		
	(9)	Taylor Marshall		0:34.33	1000-800 (0:10.62)	(0:08.20)	(0:10.62)	(0:10.94)	(0:11.29)	(0:11.35)	(0:11.69)		
2	9	Ode To Beauty	1:04.22	0:24.43	68.2 (1000-800)	1:04.22	0:55.93 [2]	0:45.19 [2]	0:34.25 [2]	0:23.09 [2]	0:11.74 [2]		
	(8)	Emily Lang	0.8L (-2)	0:34.26	1000-800 (0:10.74)	(0:08.29)	(0:10.74)	(0:10.94)	(0:11.17)	(0:11.35)	(0:11.74)		
3	13	Steffi Electrica	1:04.32	0:24.54	68.0 (800-600)	1:04.32	0:55.87 [4]	0:45.14 [3]	0:34.20 [3]	0:23.00 [3]	0:11.81 [3]		
	(5)	Kyle Wilson-Taylor	1.4L (+2)	0:34.20	1000-800 (0:10.73)	(0:08.45)	(0:10.73)	(0:10.94)	(0:11.20)	(0:11.19)	(0:11.81)		
4	3	Baltray	1:04.40	0:24.77	67.8 (1000-800)	1:04.40	0:55.81 [6]	0:44.98 [5]	0:34.20 [4]	0:23.07 [4]	0:11.79 [4]		
	(6)	Ryan Wiggins	1.8L (-2)	0:34.20	800-600 (0:10.78)	(0:08.59)	(0:10.83)	(0:10.78)	(0:11.13)	(0:11.28)	(0:11.79)		
5	2	Adranos	1:04.76	0:25.31	66.8 (800-600)	1:04.76	0:55.92 [7]	0:44.86 [7]	0:34.04 [7]	0:23.01 [6]	0:11.67 [6]		
	(7)	Ryan Maloney	3.9L (+0)	0:34.04	800-600 (0:10.82)	(0:08.84)	(0:11.06)	(0:10.82)	(0:11.03)	(0:11.34)	(0:11.67)		
6	5	Booya Boy	1:04.89	0:25.45	66.9 (1000-800)	1:04.89	0:55.93 [8]	0:44.87 [8]	0:33.98 [8]	0:22.80 [9]	0:11.46 [8]		
	(10)	Martin Harley	4.7L (+4)	0:33.98	800-600 (0:10.89)	(0:08.96)	(0:11.07)	(0:10.89)	(0:11.18)	(0:11.34)	(0:11.46)		
7	8	Minor Key	1:04.89	0:25.07	65.8 (800-600)	1:04.89	0:56.46 [3]	0:45.29 [6]	0:34.31 [6]	0:22.95 [7]	0:11.58 [7]		
	(1)	Dan McGillivray	4.7L (+2)	0:34.31	800-600 (0:10.98)	(0:08.43)	(0:11.17)	(0:10.98)	(0:11.36)	(0:11.37)	(0:11.58)		
8	4	Darth Invader	1:05.28	0:24.73	67.4 (800-600)	1:05.28	0:56.79 [5]	0:45.93 [4]	0:35.04 [5]	0:23.74 [5]	0:12.24 [5]		
	(4)	Cejay Graham	7.0L (+2)	0:35.04	1000-800 (0:10.86)	(0:08.49)	(0:10.86)	(0:10.89)	(0:11.30)	(0:11.50)	(0:12.24)		
9	14	Sure Start	1:05.95	0:25.69	69.6 (1000-800)	1:05.95	0:56.63 [9]	0:45.62 [9]	0:34.88 [9]	0:23.88 [8]	0:12.21 [9]		
	(2)	Damien Boche	10.9L (-1)	0:34.87	800-600 (0:10.74)	(0:09.32)	(0:11.01)	(0:10.74)	(0:10.99)	(0:11.67)	(0:12.21)		

Scratched: Transgress (#6), Funky Zebra (#7), A Touch From Fayt (#10), Autumngirl (#11), Estee Emm (#12), Juste Un Clou (#15)

Report Created: Thu 25 June 2026

(Note: Races are conducted over an approximate distance as close as possible to the advertised distance, and recorded data may vary accordingly. Official times refer to race times only and do not include handicap times.)

[] Position in running at each section and finish TAB# Saddle cloth number
 -:-:- No data available at this section BAR# Barrier/Gate Position
 NA No data available DNF Did not finish
 DNT Did not track DT-W Distance travelled compared to winner in metres

Fastest split
 Fastest section

data processed by TRIPLESDATA

Horse/Jockey Name	Everybody Rise/Taylor Marshall
Finish Rank	1
Fastest Section Time (Section)	0:10.62 (1000-800)
Top Speed [km/h] (Section)	69.5 (1000-800)
Race State	Finished



Ipswich QLD --Professional-2026-06-25

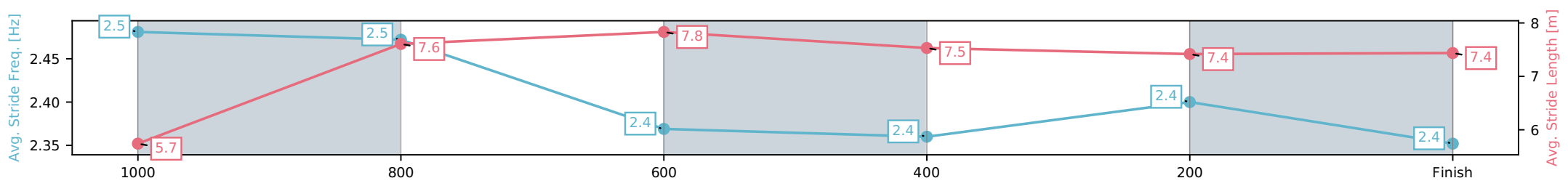
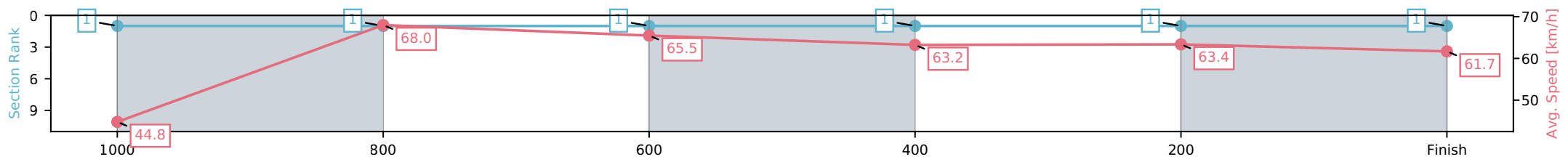
Race 5: AVS SECURITY 0 - 62 Handicap - 1100m

25 June 2026 - 3:56PM

Track Rating: Soft 5, Weather: Overcast, Rail Position: +4m Entire Circuit



Section	L1100	L1000	L800	L600	L400	L200
Section Times	1:04.09 (0:08.20)	0:55.90 [1] (0:10.62)	0:45.27 [1] (0:10.94)	0:34.33 [1] (0:11.29)	0:23.05 [1] (0:11.35)	0:11.69 [1] (0:11.69)
Average Speed [km/h]	44.8	68.0	65.5	63.2	63.4	61.7
Top Speed [km/h]	63.5	69.5	68.4	64.4	64.3	63.6
Avg. Dist. to Rail [m]	9.6	2.8	1.2	2.1	0.7	0.5
Avg. Stride Freq. [Hz]	2.5	2.5	2.4	2.4	2.4	2.4
Avg. Stride Length [m]	5.7	7.6	7.8	7.5	7.4	7.4



[] Ranking at each section and finish
 -:-:- No data available at this section
 NA No data available

Horse/Jockey Name	Ode To Beauty/Emily Lang
Finish Rank	2
Fastest Section Time (Section)	0:10.74 (1000-800)
Top Speed [km/h] (Section)	68.2 (1000-800)
Race State	Finished



Ipswich QLD --Professional-2026-06-25

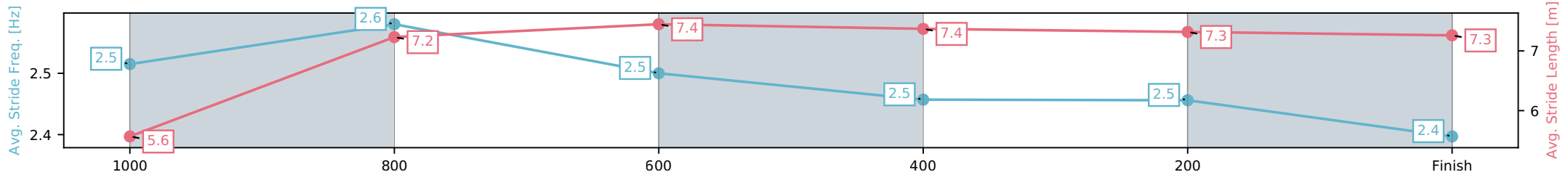

Race 5: AVS SECURITY 0 - 62 Handicap - 1100m

25 June 2026 - 3:56PM

Track Rating: Soft 5, Weather: Overcast, Rail Position: +4m Entire Circuit



Section	L1100	L1000	L800	L600	L400	L200
Section Times	1:04.22 (0:08.29)	0:55.93 [2] (0:10.74)	0:45.19 [2] (0:10.94)	0:34.25 [2] (0:11.17)	0:23.09 [2] (0:11.35)	0:11.74 [2] (0:11.74)
Average Speed [km/h]	44.3	67.1	65.6	64.4	63.9	61.6
Top Speed [km/h]	63.3	68.2	66.8	65.0	64.3	63.8
Avg. Dist. to Rail [m]	8.6	2.2	0.6	0.7	2.3	2.8
Avg. Stride Freq. [Hz]	2.5	2.6	2.5	2.5	2.5	2.4
Avg. Stride Length [m]	5.6	7.2	7.4	7.4	7.3	7.3



[] Ranking at each section and finish
 -:-:- No data available at this section
 NA No data available

Horse/Jockey Name	Steffi Electrica/Kyle Wilson-Taylor
Finish Rank	3
Fastest Section Time (Section)	0:10.73 (1000-800)
Top Speed [km/h] (Section)	68.0 (800-600)
Race State	Finished



Ipswich QLD --Professional-2026-06-25

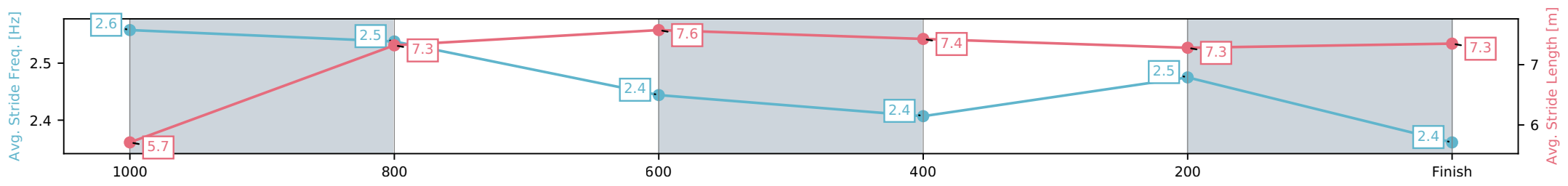
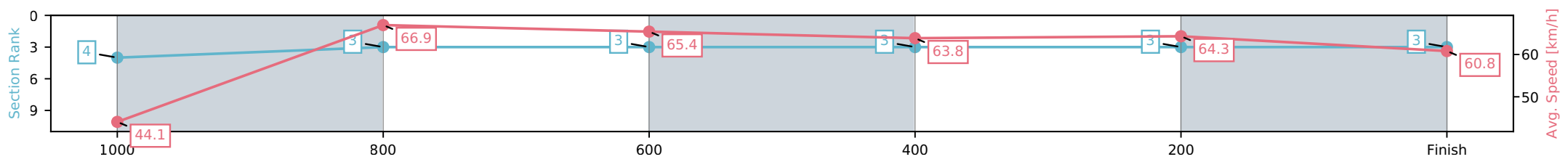
Race 5: AVS SECURITY 0 - 62 Handicap - 1100m

25 June 2026 - 3:56PM

Track Rating: Soft 5, Weather: Overcast, Rail Position: +4m Entire Circuit



Section	L1100	L1000	L800	L600	L400	L200
Section Times	1:04.32 (0:08.45)	0:55.87 [4] (0:10.73)	0:45.14 [3] (0:10.94)	0:34.20 [3] (0:11.20)	0:23.00 [3] (0:11.19)	0:11.81 [3] (0:11.81)
Average Speed [km/h]	44.1	66.9	65.4	63.8	64.3	60.8
Top Speed [km/h]	63.1	67.5	68.0	64.8	65.3	65.0
Avg. Dist. to Rail [m]	5.2	1.2	1.6	1.6	0.5	1.6
Avg. Stride Freq. [Hz]	2.6	2.5	2.4	2.4	2.5	2.4
Avg. Stride Length [m]	5.7	7.3	7.6	7.4	7.3	7.3



[] Ranking at each section and finish
 -:-:- No data available at this section
 NA No data available

Horse/Jockey Name	Baltray/Ryan Wiggins
Finish Rank	4
Fastest Section Time (Section)	0:10.78 (800-600)
Top Speed [km/h] (Section)	67.8 (1000-800)
Race State	Finished



Ipswich QLD --Professional-2026-06-25

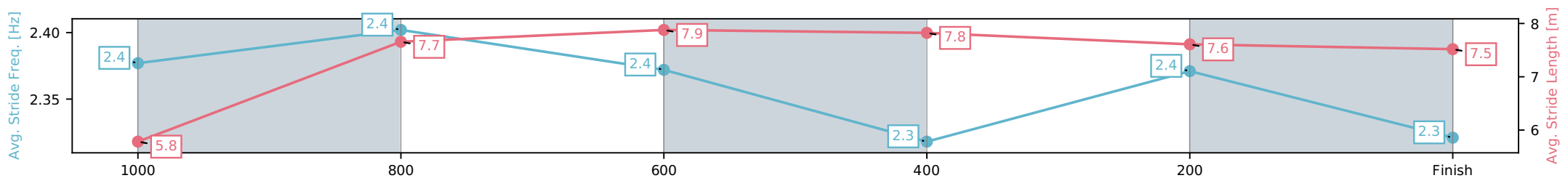
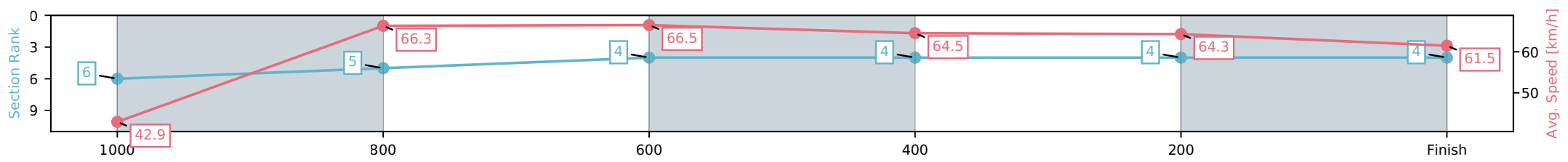
Race 5: AVS SECURITY 0 - 62 Handicap - 1100m

25 June 2026 - 3:56PM

Track Rating: Soft 5, Weather: Overcast, Rail Position: +4m Entire Circuit



Section	L1100	L1000	L800	L600	L400	L200
Section Times	1:04.40 (0:08.59)	0:55.81 [6] (0:10.83)	0:44.98 [5] (0:10.78)	0:34.20 [4] (0:11.13)	0:23.07 [4] (0:11.28)	0:11.79 [4] (0:11.79)
Average Speed [km/h]	42.9	66.3	66.5	64.5	64.3	61.5
Top Speed [km/h]	60.7	67.8	67.2	65.0	65.6	63.8
Avg. Dist. to Rail [m]	5.8	1.2	0.8	0.8	2.9	3.9
Avg. Stride Freq. [Hz]	2.4	2.4	2.4	2.3	2.4	2.3
Avg. Stride Length [m]	5.8	7.7	7.9	7.8	7.6	7.5



[] Ranking at each section and finish
 -:-:- No data available at this section
 NA No data available

Horse/Jockey Name	Adranos/Ryan Maloney
Finish Rank	5
Fastest Section Time (Section)	0:10.82 (800-600)
Top Speed [km/h] (Section)	66.8 (800-600)
Race State	Finished



Ipswich QLD --Professional-2026-06-25

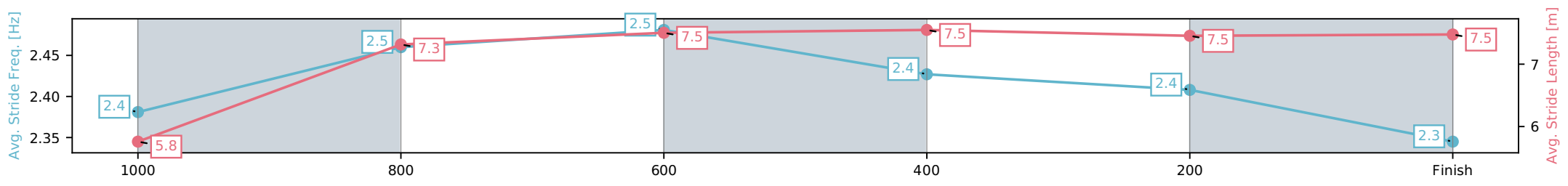
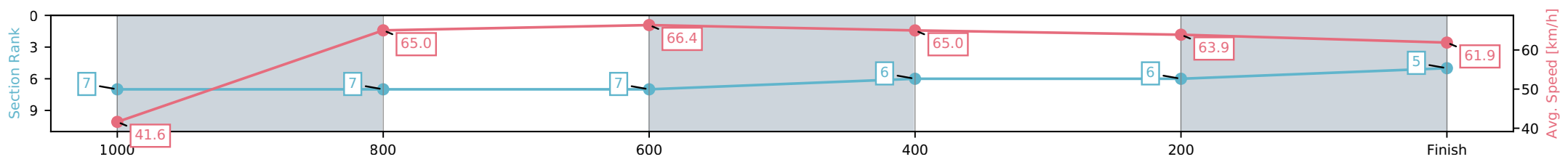
Race 5: AVS SECURITY 0 - 62 Handicap - 1100m

25 June 2026 - 3:56PM

Track Rating: Soft 5, Weather: Overcast, Rail Position: +4m Entire Circuit



Section	L1100	L1000	L800	L600	L400	L200
Section Times	1:04.76 (0:08.84)	0:55.92 [7] (0:11.06)	0:44.86 [7] (0:10.82)	0:34.04 [7] (0:11.03)	0:23.01 [6] (0:11.34)	0:11.67 [6] (0:11.67)
Average Speed [km/h]	41.6	65.0	66.4	65.0	63.9	61.9
Top Speed [km/h]	60.2	66.5	66.8	66.2	64.4	64.0
Avg. Dist. to Rail [m]	7.8	1.6	0.7	1.1	2.8	3.6
Avg. Stride Freq. [Hz]	2.4	2.5	2.5	2.4	2.4	2.3
Avg. Stride Length [m]	5.8	7.3	7.5	7.5	7.5	7.5



[] Ranking at each section and finish
 -:-:- No data available at this section
 NA No data available

Horse/Jockey Name	Booya Boy/Martin Harley
Finish Rank	6
Fastest Section Time (Section)	0:10.89 (800-600)
Top Speed [km/h] (Section)	66.9 (1000-800)
Race State	Finished



Ipswich QLD --Professional-2026-06-25

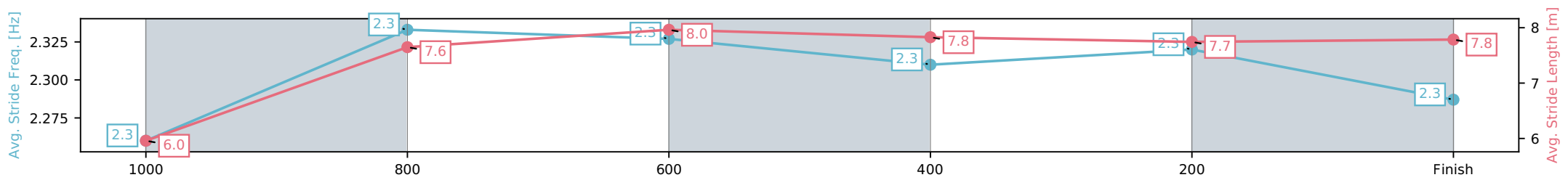
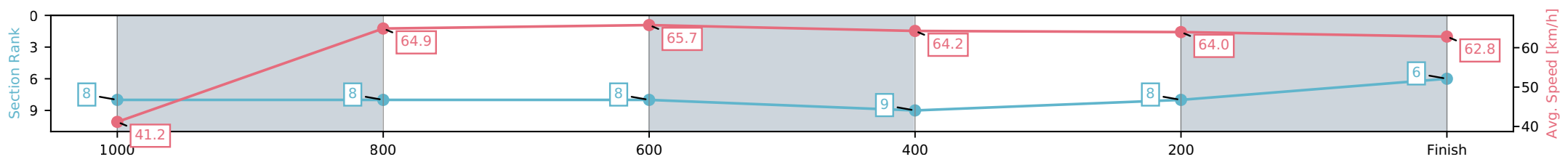
Race 5: AVS SECURITY 0 - 62 Handicap - 1100m

25 June 2026 - 3:56PM

Track Rating: Soft 5, Weather: Overcast, Rail Position: +4m Entire Circuit



Section	L1100	L1000	L800	L600	L400	L200
Section Times	1:04.89 (0:08.96)	0:55.93 [8] (0:11.07)	0:44.87 [8] (0:10.89)	0:33.98 [8] (0:11.18)	0:22.80 [9] (0:11.34)	0:11.46 [8] (0:11.46)
Average Speed [km/h]	41.2	64.9	65.7	64.2	64.0	62.8
Top Speed [km/h]	57.6	66.9	66.5	64.8	65.1	64.4
Avg. Dist. to Rail [m]	10.0	1.9	1.5	1.0	3.2	5.7
Avg. Stride Freq. [Hz]	2.3	2.3	2.3	2.3	2.3	2.3
Avg. Stride Length [m]	6.0	7.6	8.0	7.8	7.7	7.8



[] Ranking at each section and finish
 -:-:- No data available at this section
 NA No data available

Horse/Jockey Name	Minor Key/Dan McGillivray
Finish Rank	7
Fastest Section Time (Section)	0:10.98 (800-600)
Top Speed [km/h] (Section)	65.8 (800-600)
Race State	Finished



Ipswich QLD --Professional-2026-06-25

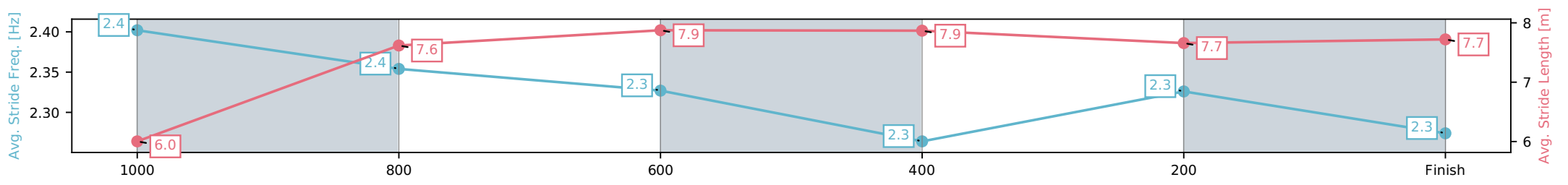
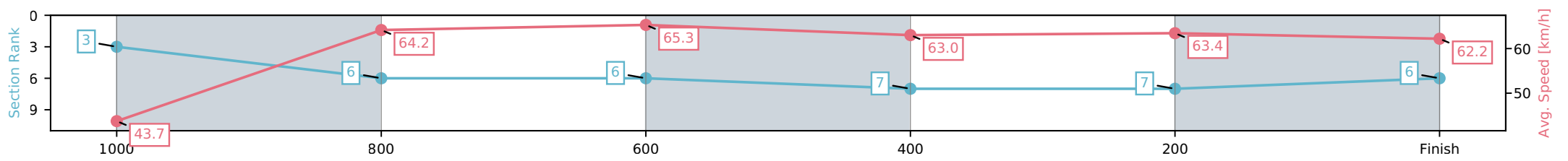
Race 5: AVS SECURITY 0 - 62 Handicap - 1100m

25 June 2026 - 3:56PM

Track Rating: Soft 5, Weather: Overcast, Rail Position: +4m Entire Circuit



Section	L1100	L1000	L800	L600	L400	L200
Section Times	1:04.89 (0:08.43)	0:56.46 [3] (0:11.17)	0:45.29 [6] (0:10.98)	0:34.31 [6] (0:11.36)	0:22.95 [7] (0:11.37)	0:11.58 [7] (0:11.58)
Average Speed [km/h]	43.7	64.2	65.3	63.0	63.4	62.2
Top Speed [km/h]	62.3	65.2	65.8	64.5	64.2	63.7
Avg. Dist. to Rail [m]	2.7	1.2	1.2	1.5	2.2	4.4
Avg. Stride Freq. [Hz]	2.4	2.4	2.3	2.3	2.3	2.3
Avg. Stride Length [m]	6.0	7.6	7.9	7.9	7.7	7.7



[] Ranking at each section and finish
 -:-:- No data available at this section
 NA No data available

Horse/Jockey Name	Darth Invader/Cejay Graham
Finish Rank	8
Fastest Section Time (Section)	0:10.86 (1000-800)
Top Speed [km/h] (Section)	67.4 (800-600)
Race State	Finished



Ipswich QLD --Professional-2026-06-25

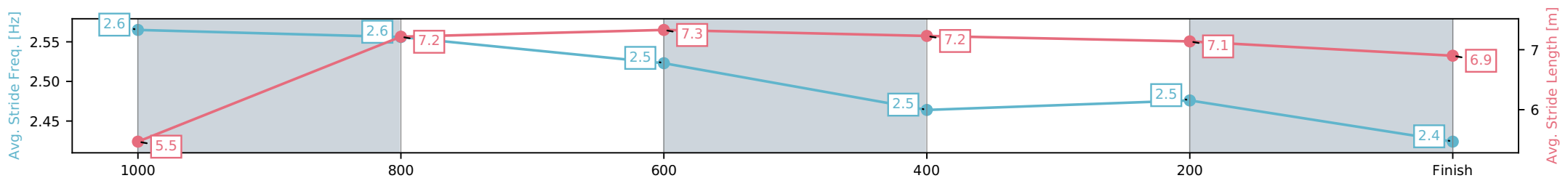
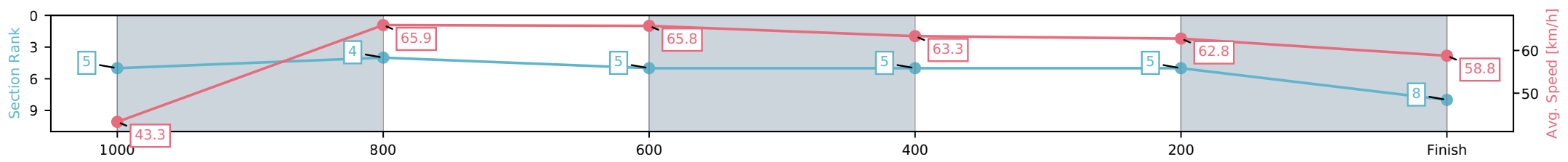
Race 5: AVS SECURITY 0 - 62 Handicap - 1100m

25 June 2026 - 3:56PM

Track Rating: Soft 5, Weather: Overcast, Rail Position: +4m Entire Circuit



Section	L1100	L1000	L800	L600	L400	L200
Section Times	1:05.28 (0:08.49)	0:56.79 [5] (0:10.86)	0:45.93 [4] (0:10.89)	0:35.04 [5] (0:11.30)	0:23.74 [5] (0:11.50)	0:12.24 [5] (0:12.24)
Average Speed [km/h]	43.3	65.9	65.8	63.3	62.8	58.8
Top Speed [km/h]	63.9	67.4	67.4	64.2	63.7	61.3
Avg. Dist. to Rail [m]	4.3	1.5	1.3	1.5	1.7	2.1
Avg. Stride Freq. [Hz]	2.6	2.6	2.5	2.5	2.5	2.4
Avg. Stride Length [m]	5.5	7.2	7.3	7.2	7.1	6.9



[] Ranking at each section and finish
 -:-:- No data available at this section
 NA No data available

Horse/Jockey Name	Sure Start/Damien Boche
Finish Rank	9
Fastest Section Time (Section)	0:10.74 (800-600)
Top Speed [km/h] (Section)	69.6 (1000-800)
Race State	Finished



Ipswich QLD --Professional-2026-06-25

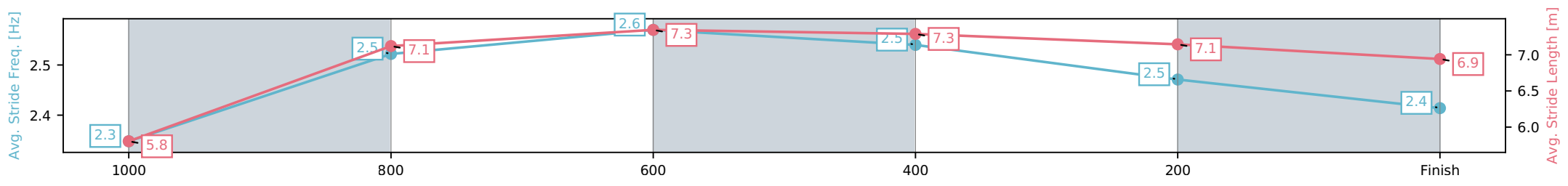
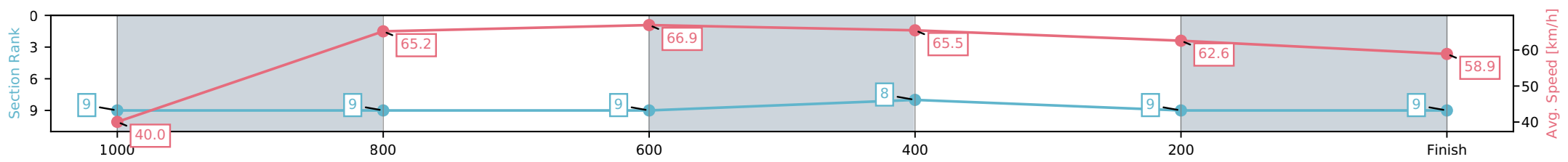
Race 5: AVS SECURITY 0 - 62 Handicap - 1100m

25 June 2026 - 3:56PM

Track Rating: Soft 5, Weather: Overcast, Rail Position: +4m Entire Circuit



Section	L1100	L1000	L800	L600	L400	L200
Section Times	1:05.95 (0:09.32)	0:56.63 [9] (0:11.01)	0:45.62 [9] (0:10.74)	0:34.88 [9] (0:10.99)	0:23.88 [8] (0:11.67)	0:12.21 [9] (0:12.21)
Average Speed [km/h]	40.0	65.2	66.9	65.5	62.6	58.9
Top Speed [km/h]	60.9	69.6	68.4	66.7	64.0	61.8
Avg. Dist. to Rail [m]	4.4	1.4	0.4	0.6	5.3	4.8
Avg. Stride Freq. [Hz]	2.3	2.5	2.6	2.5	2.5	2.4
Avg. Stride Length [m]	5.8	7.1	7.3	7.3	7.1	6.9



[] Ranking at each section and finish
 -:-:- No data available at this section
 NA No data available



Ipswich QLD

Race 6: BARRIER REEF POOLS Class 1 Handicap - 1200m

25 June 2026 - 4:35PM

Track Rating: Soft 5, Weather: Overcast, Rail Position: +4m Entire Circuit



Field Times
(Race Tempo)

1:10.32	0:56.93	0:46.36	0:35.28	0:23.70	0:11.71
(0:13.39)	(0:10.57)	(0:11.08)	(0:11.58)	(0:11.99)	(0:11.71)

Rank	TAB#	Horse	Overall Time	First 400m	Top Speed km/h (Section)	L1200	L1000	L800	L600	L400	L200		
	(BAR#)	Jockey	Margin (DT-W)	Last 600m	Fastest Section (Time)	Start - 1000	1000 - 800	800 - 600	600 - 400	400 - 200	200 - Finish		
1	9	Venom Rush	1:10.32	0:25.02	67.7 (1000-800)	1:10.32	0:56.20 [9]	0:45.31 [9]	0:34.04 [9]	0:22.88 [9]	0:11.43 [7]		
	(10)	Brandon Lerena		0:34.04	1000-800 (0:10.90)	(0:14.12)	(0:10.90)	(0:11.27)	(0:11.15)	(0:11.46)	(0:11.43)		
2	4	Ardie Three	1:10.71	0:24.75	67.2 (1000-800)	1:10.71	0:56.81 [7]	0:45.96 [7]	0:34.68 [8]	0:23.56 [8]	0:11.96 [2]		
	(2)	Emily Lang	2.3L (-3)	0:34.68	1000-800 (0:10.85)	(0:13.90)	(0:10.85)	(0:11.28)	(0:11.12)	(0:11.60)	(0:11.96)		
3	10	Iced Chocolate	1:11.10	0:24.41	66.6 (1000-800)	1:11.10	0:57.56 [5]	0:46.69 [6]	0:35.40 [6]	0:24.05 [5]	0:12.25 [6]		
	(9)	Ashley Butler	4.6L (-2)	0:35.40	1000-800 (0:10.87)	(0:13.54)	(0:10.87)	(0:11.29)	(0:11.35)	(0:11.80)	(0:12.25)		
4	15	Brutal Lass	1:11.13	0:25.30	66.4 (1000-800)	1:11.13	0:56.75 [10]	0:45.83 [10]	0:34.78 [10]	0:23.47 [10]	0:11.89 [9]		
	(8)	Tahlia Fenlon	4.8L (+5)	0:34.78	1000-800 (0:10.92)	(0:14.38)	(0:10.92)	(0:11.05)	(0:11.31)	(0:11.58)	(0:11.89)		
5	7	Raging	1:11.22	0:24.37	67.7 (1200 - 1000)	1:11.22	0:57.68 [6]	0:46.85 [5]	0:35.62 [4]	0:24.18 [4]	0:12.39 [5]		
	(5)	Mark Du Plessis	5.3L (-2)	0:35.63	1000-800 (0:10.83)	(0:13.54)	(0:10.83)	(0:11.23)	(0:11.44)	(0:11.80)	(0:12.39)		
6	2	Metal Man	1:11.26	0:24.03	69.3 (1000-800)	1:11.26	0:57.87 [1]	0:47.23 [2]	0:36.05 [2]	0:24.59 [2]	0:12.65 [1]		
	(4)	Robbie Dolan	5.5L (-4)	0:36.05	1000-800 (0:10.64)	(0:13.39)	(0:10.64)	(0:11.18)	(0:11.46)	(0:11.94)	(0:12.65)		
7	13	Boomshanka	1:11.30	0:24.31	68.4 (1000-800)	1:11.30	0:57.81 [4]	0:46.98 [4]	0:35.69 [5]	0:24.28 [3]	0:12.52 [3]		
	(7)	Bella Youngberry	5.8L (-4)	0:35.69	1000-800 (0:10.82)	(0:13.49)	(0:10.82)	(0:11.29)	(0:11.41)	(0:11.76)	(0:12.52)		
8	16	Juste Un Clou	1:11.60	0:24.80	67.2 (800-600)	1:11.60	0:57.58 [8]	0:46.80 [8]	0:35.86 [7]	0:24.51 [7]	0:12.67 [8]		
	(3)	Fred Larson	7.6L (+2)	0:35.86	1000-800 (0:10.78)	(0:14.02)	(0:10.78)	(0:10.95)	(0:11.35)	(0:11.84)	(0:12.67)		
9	5	Funky Zebra	1:12.42	0:23.96	69.3 (1000-800)	1:12.42	0:59.00 [3]	0:48.46 [1]	0:37.38 [1]	0:25.80 [1]	0:13.63 [4]		
	(1)	Martin Harley	12.4L (+8)	0:37.38	1000-800 (0:10.54)	(0:13.42)	(0:10.54)	(0:11.08)	(0:11.58)	(0:12.17)	(0:13.63)		
10	1	Dyami	1:12.76	0:24.14	68.4 (1000-800)	1:12.76	0:59.35 [2]	0:48.62 [3]	0:37.25 [3]	0:25.69 [6]	0:13.50 [10]		
	(6)	Corey Sutherland	14.4L (-7)	0:37.26	1000-800 (0:10.73)	(0:13.41)	(0:10.73)	(0:11.37)	(0:11.56)	(0:12.20)	(0:13.50)		

Scratched: Adranos (#3), Minor Key (#6), Siesta (#8), Immediate (#11), Stabilizer (#12), Herald Angel (#14), Final Voyage (#17), Private Showtime (#18), Li'l Rex (#19)

Report Created: Thu 25 June 2026

(Note: Races are conducted over an approximate distance as close as possible to the advertised distance, and recorded data may vary accordingly. Official times refer to race times only and do not include handicap times.)

[] Position in running at each section and finish TAB# Saddle cloth number

:-:-- No data available at this section

NA No data available

DNT Did not track

BAR# Barrier/Gate Position

DNF Did not finish

DT-W Distance travelled compared to winner in metres

Fastest split

Fastest section

data processed by



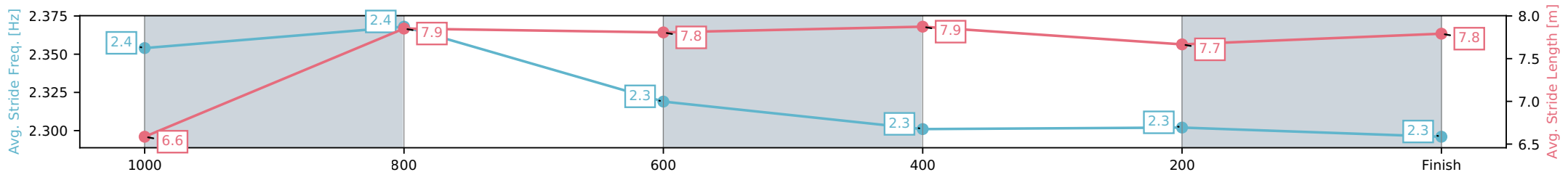
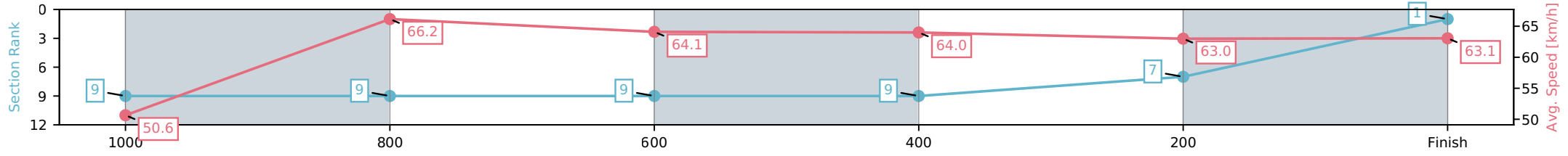
Horse/Jockey Name	Venom Rush/Brandon Lerena
Finish Rank	1
Fastest Section Time (Section)	0:10.90 (1000-800)
Top Speed [km/h] (Section)	67.7 (1000-800)
Race State	Finished



Ipswich QLD --Professional-2026-06-25
 Race 6: BARRIER REEF POOLS Class 1 Handicap - 1200m
 25 June 2026 - 4:35PM
 Track Rating: Soft 5, Weather: Overcast, Rail Position: +4m Entire Circuit



Section	L1200	L1000	L800	L600	L400	L200
Section Times	1:10.32 (0:14.12)	0:56.20 [9] (0:10.90)	0:45.31 [9] (0:11.27)	0:34.04 [9] (0:11.15)	0:22.88 [9] (0:11.46)	0:11.43 [7] (0:11.43)
Average Speed [km/h]	50.6	66.2	64.1	64.0	63.0	63.1
Top Speed [km/h]	65.9	67.7	65.5	65.6	65.0	65.9
Avg. Dist. to Rail [m]	7.1	1.3	1.0	1.8	2.8	2.9
Avg. Stride Freq. [Hz]	2.4	2.4	2.3	2.3	2.3	2.3
Avg. Stride Length [m]	6.6	7.9	7.8	7.9	7.7	7.8



[] Ranking at each section and finish
 -:-:- No data available at this section
 NA No data available

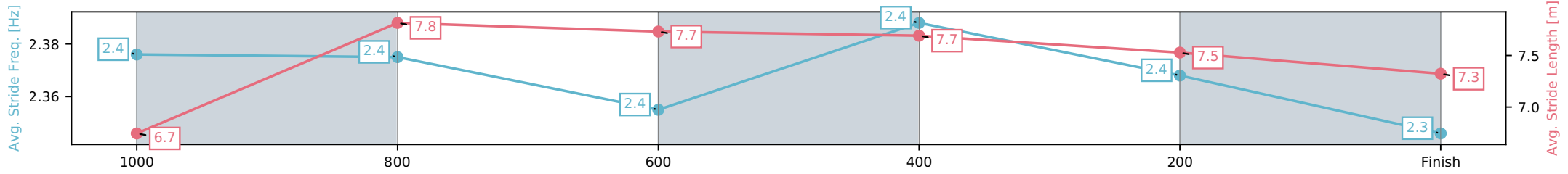
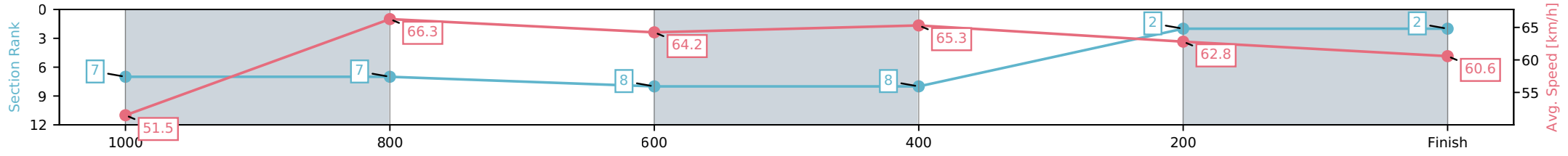
Horse/Jockey Name	Ardie Three/Emily Lang
Finish Rank	2
Fastest Section Time (Section)	0:10.85 (1000-800)
Top Speed [km/h] (Section)	67.2 (1000-800)
Race State	Finished



Ipswich QLD --Professional-2026-06-25
 Race 6: BARRIER REEF POOLS Class 1 Handicap - 1200m
 25 June 2026 - 4:35PM
 Track Rating: Soft 5, Weather: Overcast, Rail Position: +4m Entire Circuit



Section	L1200	L1000	L800	L600	L400	L200
Section Times	1:10.71 (0:13.90)	0:56.81 [7] (0:10.85)	0:45.96 [7] (0:11.28)	0:34.68 [8] (0:11.12)	0:23.56 [8] (0:11.60)	0:11.96 [2] (0:11.96)
Average Speed [km/h]	51.5	66.3	64.2	65.3	62.8	60.6
Top Speed [km/h]	64.7	67.2	65.8	66.3	64.7	62.3
Avg. Dist. to Rail [m]	2.3	0.6	1.6	2.1	3.9	4.2
Avg. Stride Freq. [Hz]	2.4	2.4	2.4	2.4	2.4	2.3
Avg. Stride Length [m]	6.7	7.8	7.7	7.7	7.5	7.3



[] Ranking at each section and finish
 -:-:- No data available at this section
 NA No data available

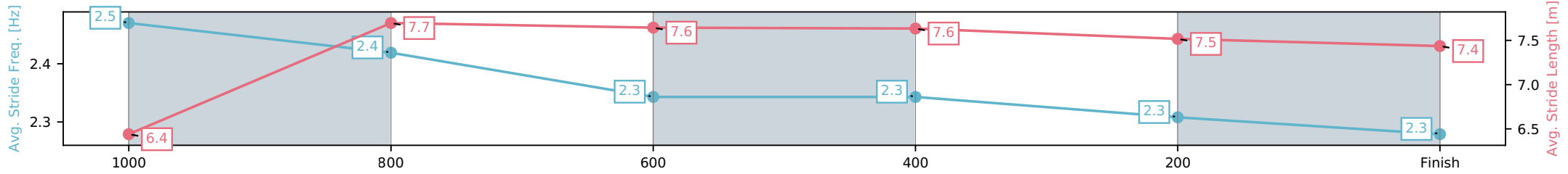
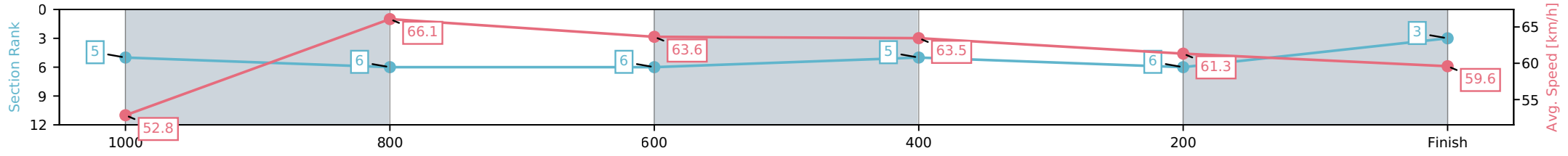
Horse/Jockey Name	Iced Chocolate/Ashley Butler
Finish Rank	3
Fastest Section Time (Section)	0:10.87 (1000-800)
Top Speed [km/h] (Section)	66.6 (1000-800)
Race State	Finished



Ipswich QLD --Professional-2026-06-25
 Race 6: BARRIER REEF POOLS Class 1 Handicap - 1200m
 25 June 2026 - 4:35PM
 Track Rating: Soft 5, Weather: Overcast, Rail Position: +4m Entire Circuit



Section	L1200	L1000	L800	L600	L400	L200
Section Times	1:11.10 (0:13.54)	0:57.56 [5] (0:10.87)	0:46.69 [6] (0:11.29)	0:35.40 [6] (0:11.35)	0:24.05 [5] (0:11.80)	0:12.25 [6] (0:12.25)
Average Speed [km/h]	52.8	66.1	63.6	63.5	61.3	59.6
Top Speed [km/h]	65.9	66.6	65.0	64.3	62.3	61.6
Avg. Dist. to Rail [m]	7.5	1.3	0.3	0.4	2.4	4.0
Avg. Stride Freq. [Hz]	2.5	2.4	2.3	2.3	2.3	2.3
Avg. Stride Length [m]	6.4	7.7	7.6	7.6	7.5	7.4



[] Ranking at each section and finish
 -:-:- No data available at this section
 NA No data available

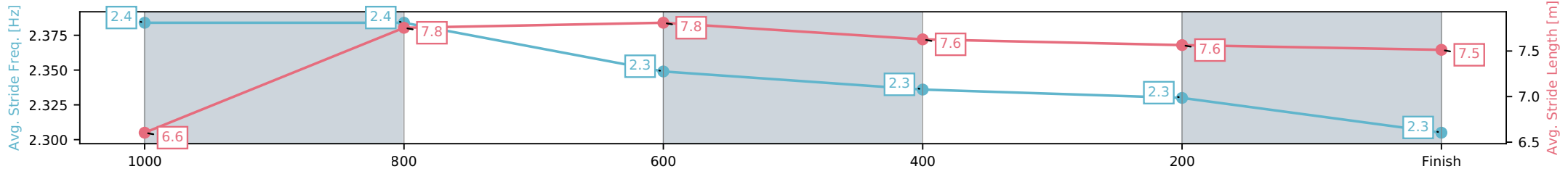
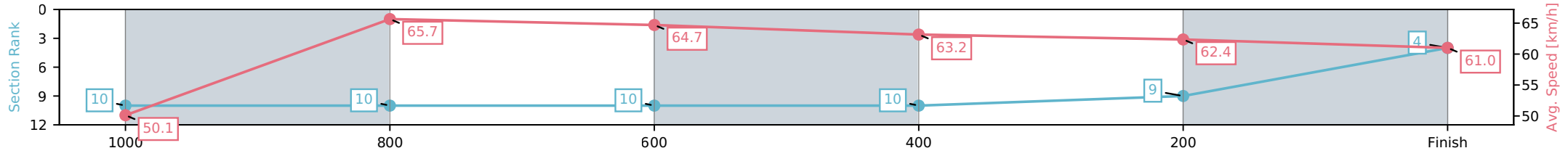
Horse/Jockey Name	Brutal Lass/Tahlia Fenlon
Finish Rank	4
Fastest Section Time (Section)	0:10.92 (1000-800)
Top Speed [km/h] (Section)	66.4 (1000-800)
Race State	Finished



Ipswich QLD --Professional-2026-06-25
 Race 6: BARRIER REEF POOLS Class 1 Handicap - 1200m
 25 June 2026 - 4:35PM
 Track Rating: Soft 5, Weather: Overcast, Rail Position: +4m Entire Circuit



Section	L1200	L1000	L800	L600	L400	L200
Section Times	1:11.13 (0:14.38)	0:56.75 [10] (0:10.92)	0:45.83 [10] (0:11.05)	0:34.78 [10] (0:11.31)	0:23.47 [10] (0:11.58)	0:11.89 [9] (0:11.89)
Average Speed [km/h]	50.1	65.7	64.7	63.2	62.4	61.0
Top Speed [km/h]	65.7	66.4	65.9	63.8	63.3	62.8
Avg. Dist. to Rail [m]	2.9	1.5	1.6	2.3	2.7	4.9
Avg. Stride Freq. [Hz]	2.4	2.4	2.3	2.3	2.3	2.3
Avg. Stride Length [m]	6.6	7.8	7.8	7.6	7.6	7.5



[] Ranking at each section and finish
 -:-:- No data available at this section
 NA No data available

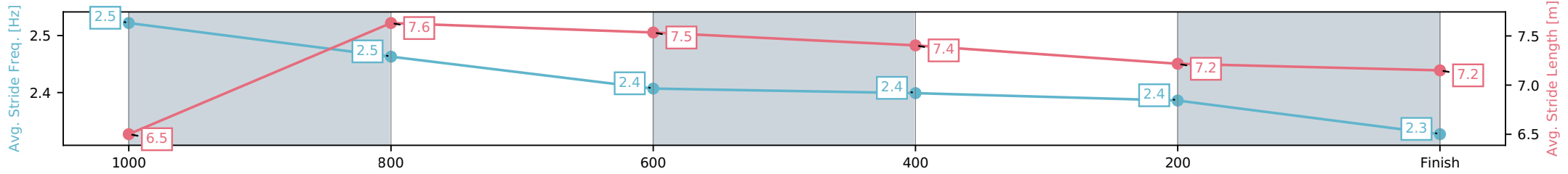
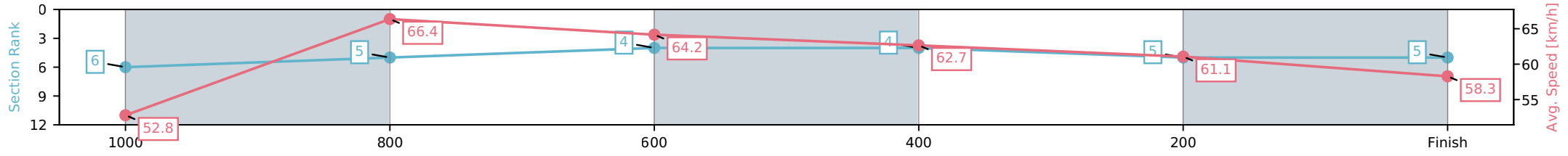
Horse/Jockey Name	Raging/Mark Du Plessis
Finish Rank	5
Fastest Section Time (Section)	0:10.83 (1000-800)
Top Speed [km/h] (Section)	67.7 (1200 - 1000)
Race State	Finished



Ipswich QLD --Professional-2026-06-25
 Race 6: BARRIER REEF POOLS Class 1 Handicap - 1200m
 25 June 2026 - 4:35PM
 Track Rating: Soft 5, Weather: Overcast, Rail Position: +4m Entire Circuit



Section	L1200	L1000	L800	L600	L400	L200
Section Times	1:11.22 (0:13.54)	0:57.68 [6] (0:10.83)	0:46.85 [5] (0:11.23)	0:35.62 [4] (0:11.44)	0:24.18 [4] (0:11.80)	0:12.39 [5] (0:12.39)
Average Speed [km/h]	52.8	66.4	64.2	62.7	61.1	58.3
Top Speed [km/h]	67.7	67.6	65.8	64.5	61.8	61.0
Avg. Dist. to Rail [m]	4.3	0.9	0.5	0.9	0.9	0.8
Avg. Stride Freq. [Hz]	2.5	2.5	2.4	2.4	2.4	2.3
Avg. Stride Length [m]	6.5	7.6	7.5	7.4	7.2	7.2



[] Ranking at each section and finish
 -:-:- No data available at this section
 NA No data available

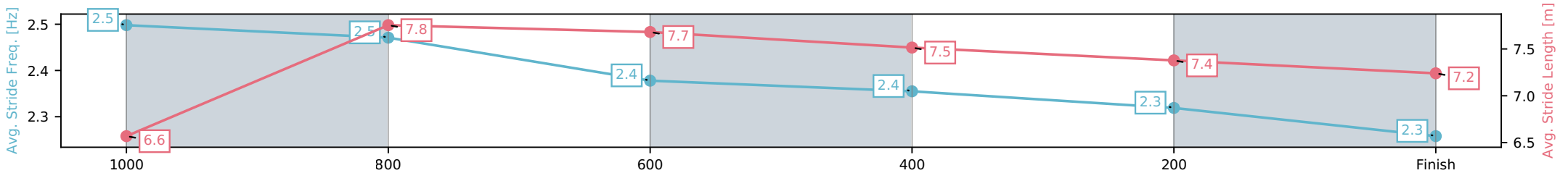
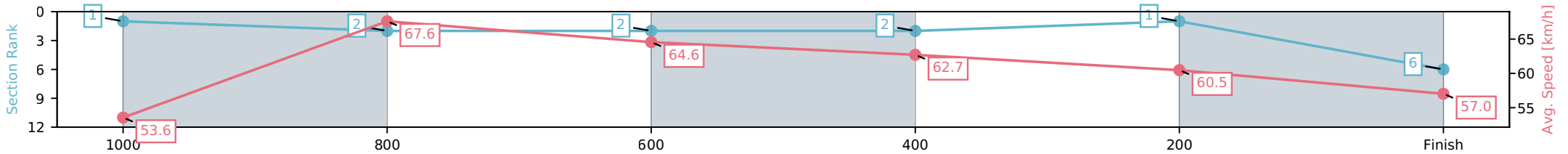
Horse/Jockey Name	Metal Man/Robbie Dolan
Finish Rank	6
Fastest Section Time (Section)	0:10.64 (1000-800)
Top Speed [km/h] (Section)	69.3 (1000-800)
Race State	Finished



Ipswich QLD --Professional-2026-06-25
 Race 6: BARRIER REEF POOLS Class 1 Handicap - 1200m
 25 June 2026 - 4:35PM
 Track Rating: Soft 5, Weather: Overcast, Rail Position: +4m Entire Circuit



Section	L1200	L1000	L800	L600	L400	L200
Section Times	1:11.26 (0:13.39)	0:57.87 [1] (0:10.64)	0:47.23 [2] (0:11.18)	0:36.05 [2] (0:11.46)	0:24.59 [2] (0:11.94)	0:12.65 [1] (0:12.65)
Average Speed [km/h]	53.6	67.6	64.6	62.7	60.5	57.0
Top Speed [km/h]	69.3	69.3	65.8	63.9	63.2	59.9
Avg. Dist. to Rail [m]	3.5	0.6	0.8	0.6	1.5	2.0
Avg. Stride Freq. [Hz]	2.5	2.5	2.4	2.4	2.3	2.3
Avg. Stride Length [m]	6.6	7.8	7.7	7.5	7.4	7.2



[] Ranking at each section and finish
 -:-:- No data available at this section
 NA No data available

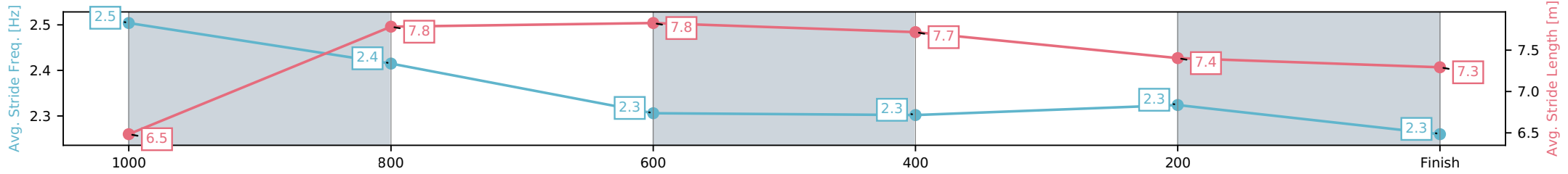
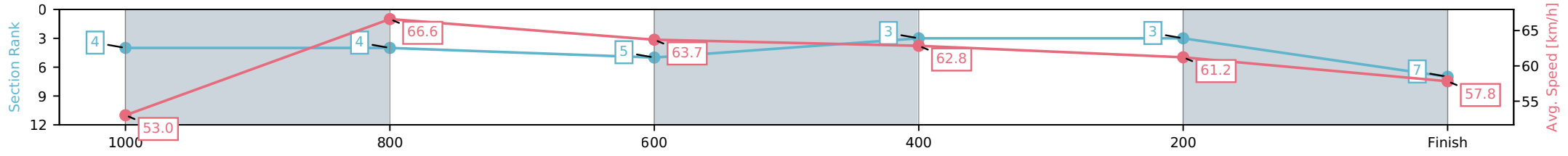
Horse/Jockey Name	Boomshanka/Bella Youngberry
Finish Rank	7
Fastest Section Time (Section)	0:10.82 (1000-800)
Top Speed [km/h] (Section)	68.4 (1000-800)
Race State	Finished



Ipswich QLD --Professional-2026-06-25
 Race 6: BARRIER REEF POOLS Class 1 Handicap - 1200m
 25 June 2026 - 4:35PM
 Track Rating: Soft 5, Weather: Overcast, Rail Position: +4m Entire Circuit



Section	L1200	L1000	L800	L600	L400	L200
Section Times	1:11.30 (0:13.49)	0:57.81 [4] (0:10.82)	0:46.98 [4] (0:11.29)	0:35.69 [5] (0:11.41)	0:24.28 [3] (0:11.76)	0:12.52 [3] (0:12.52)
Average Speed [km/h]	53.0	66.6	63.7	62.8	61.2	57.8
Top Speed [km/h]	67.2	68.4	65.0	64.2	62.0	61.6
Avg. Dist. to Rail [m]	6.3	1.2	0.3	0.7	1.0	1.6
Avg. Stride Freq. [Hz]	2.5	2.4	2.3	2.3	2.3	2.3
Avg. Stride Length [m]	6.5	7.8	7.8	7.7	7.4	7.3



[] Ranking at each section and finish
 -:-:- No data available at this section
 NA No data available

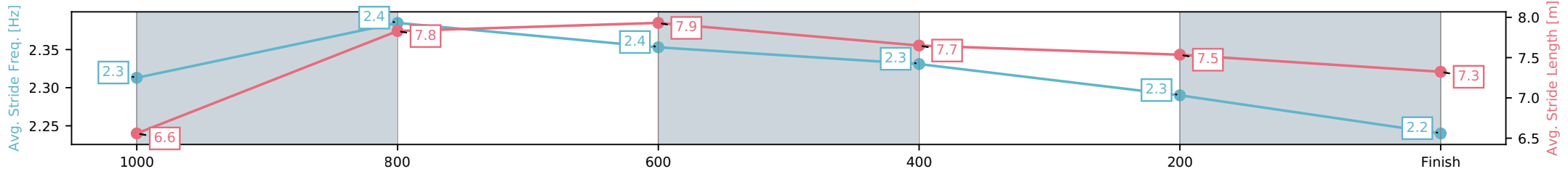
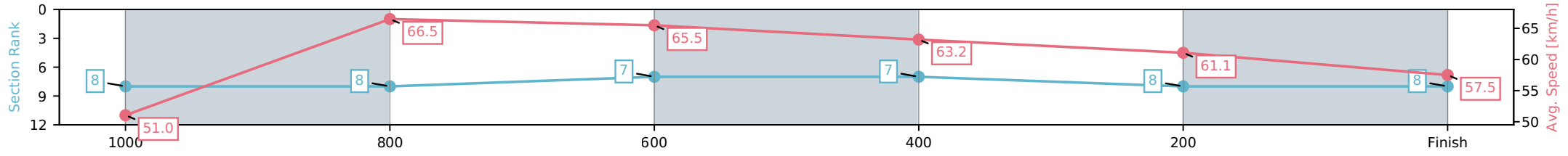
Horse/Jockey Name	Juste Un Clou/Fred Larson
Finish Rank	8
Fastest Section Time (Section)	0:10.78 (1000-800)
Top Speed [km/h] (Section)	67.2 (800-600)
Race State	Finished



Ipswich QLD --Professional-2026-06-25
 Race 6: BARRIER REEF POOLS Class 1 Handicap - 1200m
 25 June 2026 - 4:35PM
 Track Rating: Soft 5, Weather: Overcast, Rail Position: +4m Entire Circuit



Section	L1200	L1000	L800	L600	L400	L200
Section Times	1:11.60 (0:14.02)	0:57.58 [8] (0:10.78)	0:46.80 [8] (0:10.95)	0:35.86 [7] (0:11.35)	0:24.51 [7] (0:11.84)	0:12.67 [8] (0:12.67)
Average Speed [km/h]	51.0	66.5	65.5	63.2	61.1	57.5
Top Speed [km/h]	65.9	67.1	67.2	64.4	61.5	60.2
Avg. Dist. to Rail [m]	2.4	1.3	1.2	0.9	1.6	3.3
Avg. Stride Freq. [Hz]	2.3	2.4	2.4	2.3	2.3	2.2
Avg. Stride Length [m]	6.6	7.8	7.9	7.7	7.5	7.3



[] Ranking at each section and finish
 -:-:- No data available at this section
 NA No data available

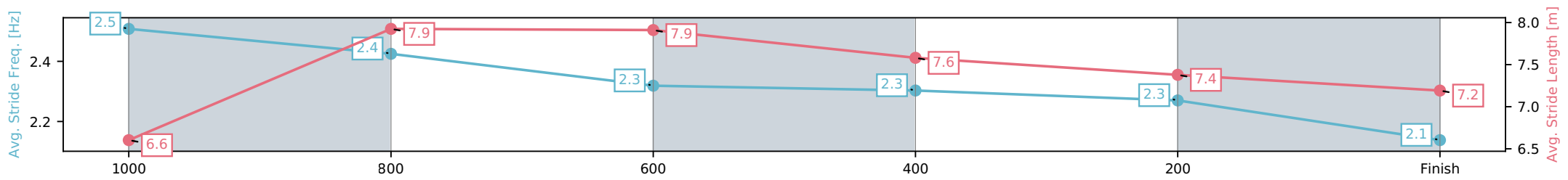
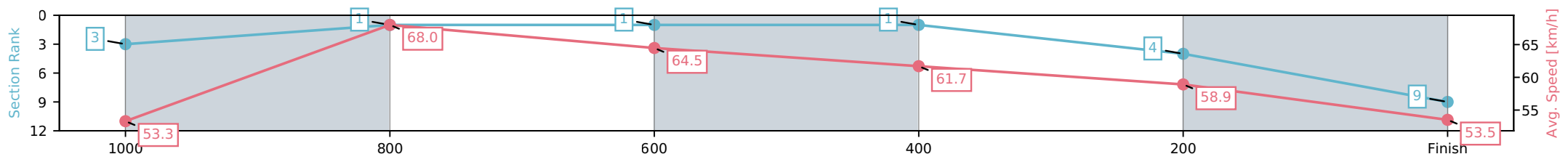
Horse/Jockey Name	Funky Zebra/Martin Harley
Finish Rank	9
Fastest Section Time (Section)	0:10.54 (1000-800)
Top Speed [km/h] (Section)	69.3 (1000-800)
Race State	Finished



Ipswich QLD --Professional-2026-06-25
 Race 6: BARRIER REEF POOLS Class 1 Handicap - 1200m
 25 June 2026 - 4:35PM
 Track Rating: Soft 5, Weather: Overcast, Rail Position: +4m Entire Circuit



Section	L1200	L1000	L800	L600	L400	L200
Section Times	1:12.42 (0:13.42)	0:59.00 [3] (0:10.54)	0:48.46 [1] (0:11.08)	0:37.38 [1] (0:11.58)	0:25.80 [1] (0:12.17)	0:13.63 [4] (0:13.63)
Average Speed [km/h]	53.3	68.0	64.5	61.7	58.9	53.5
Top Speed [km/h]	69.0	69.3	66.7	62.5	60.6	56.7
Avg. Dist. to Rail [m]	0.8	1.5	1.6	2.0	0.7	0.5
Avg. Stride Freq. [Hz]	2.5	2.4	2.3	2.3	2.3	2.1
Avg. Stride Length [m]	6.6	7.9	7.9	7.6	7.4	7.2



[] Ranking at each section and finish
 -:-:- No data available at this section
 NA No data available

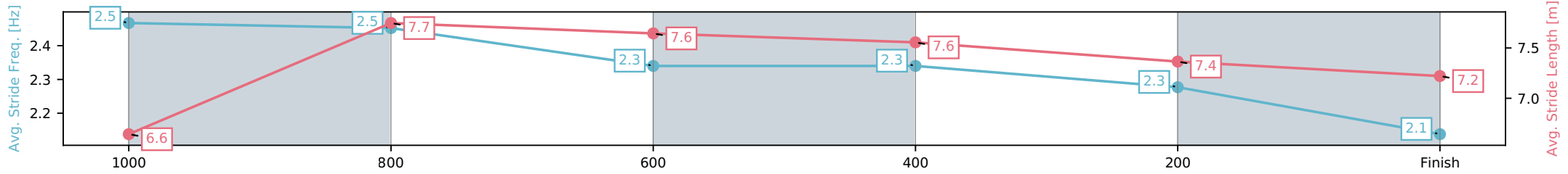
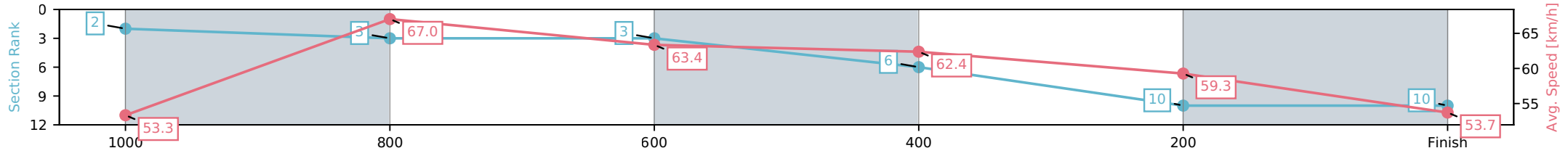
Horse/Jockey Name	Dyami/Corey Sutherland
Finish Rank	10
Fastest Section Time (Section)	0:10.73 (1000-800)
Top Speed [km/h] (Section)	68.4 (1000-800)
Race State	Finished



Ipswich QLD --Professional-2026-06-25
 Race 6: BARRIER REEF POOLS Class 1 Handicap - 1200m
 25 June 2026 - 4:35PM
 Track Rating: Soft 5, Weather: Overcast, Rail Position: +4m Entire Circuit



Section	L1200	L1000	L800	L600	L400	L200
Section Times	1:12.76 (0:13.41)	0:59.35 [2] (0:10.73)	0:48.62 [3] (0:11.37)	0:37.25 [3] (0:11.56)	0:25.69 [6] (0:12.20)	0:13.50 [10] (0:13.50)
Average Speed [km/h]	53.3	67.0	63.4	62.4	59.3	53.7
Top Speed [km/h]	68.0	68.4	65.0	64.0	60.7	58.5
Avg. Dist. to Rail [m]	5.3	0.7	0.3	0.3	2.1	1.9
Avg. Stride Freq. [Hz]	2.5	2.5	2.3	2.3	2.3	2.1
Avg. Stride Length [m]	6.6	7.7	7.6	7.6	7.4	7.2



[] Ranking at each section and finish
 -.-.- No data available at this section
 NA No data available