



Aquis Park Gold Coast QLD -
Race 1: AWS QTIS Three-Years-Old Maiden Plate - 1800m
 27 June 2026 - 4:15PM



Track Rating: Soft 5, Weather: Fine, Rail Position: +6m 1000m-W/Post, +3m Remainder

Field Times (Race Tempo) 1:51.11 1:37.09 1:25.64 1:13.19 1:00.44 0:47.91 0:35.81 0:24.11
 (0:14.02) (0:11.46) (0:12.45) (0:12.74) (0:12.53) (0:12.10) (0:11.70) (0:11.93)

Rank	TAB#	Horse	Overall Time	First 400m	Top Speed km/h (Section)	L1800	L1600	L1400	L1200	L1000	L800	L600	L400
	(BAR#)	Jockey	Margin (DT-W)	Last 600m	Fastest Section (Time)	Start - 1600	1600 - 1400	1400 - 1200	1200 - 1000	1000 - 800	800 - 600	600 - 400	400 - 200
1	1	Bon Riviere	1:51.11	0:26.02	65.1 (1600-1400)	1:51.11	1:36.87 [4]	1:25.10 [4]	1:12.58 [4]	0:59.84 [4]	0:47.40 [4]	0:35.41 [4]	0:23.75 [5]
	(3)	Nathan Fazackerley		0:35.41	600-400 (0:11.66)	(0:14.24)	(0:11.78)	(0:12.51)	(0:12.74)	(0:12.44)	(0:11.99)	(0:11.66)	(0:11.75)
2	11	Five Of Us	1:51.41	0:25.77	66.8 (1600-1400)	1:51.41	1:37.31 [3]	1:25.63 [2]	1:13.03 [2]	1:00.26 [2]	0:47.77 [3]	0:35.90 [3]	0:24.34 [3]
	(7)	Dylan Turner	1.7L (+2)	0:35.90	600-400 (0:11.56)	(0:14.10)	(0:11.67)	(0:12.60)	(0:12.78)	(0:12.49)	(0:11.87)	(0:11.56)	(0:11.86)
3	6	Show'em Who's King	1:51.45	0:26.20	63.7 (600-400)	1:51.45	1:37.17 [5]	1:25.25 [5]	1:12.83 [6]	0:59.97 [6]	0:47.51 [6]	0:35.69 [6]	0:24.15 [4]
	(4)	Danny Peisley	2.0L (+0)	0:35.69	600-400 (0:11.54)	(0:14.28)	(0:11.92)	(0:12.42)	(0:12.86)	(0:12.46)	(0:11.82)	(0:11.54)	(0:11.89)
4	3	Irish Handcuffs	1:52.05	0:26.30	65.2 (1800 - 1600)	1:52.05	1:37.60 [6]	1:25.75 [7]	1:13.29 [7]	1:00.46 [7]	0:48.03 [7]	0:36.59 [2]	0:25.03 [2]
	(6)	Scott Sheargold	5.5L (-2)	0:36.59	800-600 (0:11.45)	(0:14.45)	(0:11.85)	(0:12.46)	(0:12.82)	(0:12.43)	(0:11.45)	(0:11.56)	(0:12.04)
5	5	Narukami	1:52.07	0:25.84	65.1 (1800 - 1600)	1:52.07	1:37.98 [2]	1:26.23 [3]	1:13.62 [3]	1:00.83 [3]	0:48.47 [2]	0:36.34 [5]	0:24.32 [7]
	(2)	Leah Martyn	5.7L (+3)	0:36.34	1600-1400 (0:11.74)	(0:14.10)	(0:11.74)	(0:12.61)	(0:12.79)	(0:12.36)	(0:12.12)	(0:12.02)	(0:12.12)
6	2	Comeon Kingwilliam	1:52.30	0:26.26	64.3 (1600-1400)	1:52.30	1:37.83 [7]	1:26.04 [6]	1:13.76 [5]	1:00.93 [5]	0:48.45 [5]	0:36.48 [7]	0:24.83 [6]
	(5)	Jaden Lloyd	7.0L (+0)	0:36.48	600-400 (0:11.65)	(0:14.47)	(0:11.79)	(0:12.28)	(0:12.82)	(0:12.49)	(0:11.97)	(0:11.65)	(0:12.11)
7	8	Zayyano	1:52.73	0:25.48	65.9 (1600-1400)	1:52.73	1:38.71 [1]	1:27.26 [1]	1:14.80 [1]	1:02.06 [1]	0:49.53 [1]	0:37.43 [1]	0:25.72 [1]
	(1)	Brandon Lerena	9.5L (+0)	0:37.42	1600-1400 (0:11.46)	(0:14.02)	(0:11.46)	(0:12.45)	(0:12.74)	(0:12.53)	(0:12.10)	(0:11.70)	(0:12.35)

Scratched: Meade's Cafe (#4), Yelarbon Lad (#7), Alkebulan (#9), Bills Angel (#10), It's Ok (#12), Rainbow Glitter (#13)

Report Created: Sat 27 June 2026

(Note: Races are conducted over an approximate distance as close as possible to the advertised distance, and recorded data may vary accordingly. Official times refer to race times only and do not include handicap times.)

[] Position in running at each section and finish TAB# Saddle cloth number

Fastest split

-:-:- No data available at this section

BAR# Barrier/Gate Position

Fastest section

NA No data available

DNF Did not finish

DNT Did not track

DT-W Distance travelled compared to winner in metres



Aquis Park Gold Coast QLD -
 Race 1: AWS QTIS Three-Years-Old Maiden Plate - 1800m
 27 June 2026 - 4:15PM



Track Rating: Soft 5, Weather: Fine, Rail Position: +6m 1000m-W/Post, +3m Remainder

Field Times 0:12.18
 (Race Tempo) (0:12.18)

Rank	TAB#	Horse	Overall Time	First 400m	Top Speed km/h (Section)	L200								
	(BAR#)	Jockey	Margin (DT-W)	Last 600m	Fastest Section (Time)	200 - Finish								
1	1	Bon Riviere	1:51.11	0:26.02	65.1 (1600-1400)	0:12.00 [3]								
	(3)	Nathan Fazackerley		0:35.41	600-400 (0:11.66)	(0:12.00)								
2	11	Five Of Us	1:51.41	0:25.77	66.8 (1600-1400)	0:12.48 [1]								
	(7)	Dylan Turner	1.7L (+2)	0:35.90	600-400 (0:11.56)	(0:12.48)								
3	6	Show'em Who's King	1:51.45	0:26.20	63.7 (600-400)	0:12.26 [4]								
	(4)	Danny Peisley	2.0L (+0)	0:35.69	600-400 (0:11.54)	(0:12.26)								
4	3	Irish Handcuffs	1:52.05	0:26.30	65.2 (1800 - 1600)	0:12.99 [2]								
	(6)	Scott Sheargold	5.5L (-2)	0:36.59	800-600 (0:11.45)	(0:12.99)								
5	5	Narukami	1:52.07	0:25.84	65.1 (1800 - 1600)	0:12.20 [7]								
	(2)	Leah Martyn	5.7L (+3)	0:36.34	1600-1400 (0:11.74)	(0:12.20)								
6	2	Comeon Kingwilliam	1:52.30	0:26.26	64.3 (1600-1400)	0:12.72 [6]								
	(5)	Jaden Lloyd	7.0L (+0)	0:36.48	600-400 (0:11.65)	(0:12.72)								
7	8	Zayyano	1:52.73	0:25.48	65.9 (1600-1400)	0:13.37 [5]								
	(1)	Brandon Lerena	9.5L (+0)	0:37.42	1600-1400 (0:11.46)	(0:13.37)								

Scratched: Meade's Cafe (#4), Yelarbon Lad (#7), Alkebulan (#9), Bills Angel (#10), It's Ok (#12), Rainbow Glitter (#13)

Report Created: Sat 27 June 2026

(Note: Races are conducted over an approximate distance as close as possible to the advertised distance, and recorded data may vary accordingly. Official times refer to race times only and do not include handicap times.)

[] Position in running at each section and finish TAB# Saddle cloth number
 -:-:- No data available at this section BAR# Barrier/Gate Position
 NA No data available DNF Did not finish
 DNT Did not track DT-W Distance travelled compared to winner in metres

Fastest split
 Fastest section

Horse/Jockey Name	Bon Riviere/Nathan Fazackerley
Finish Rank	1
Fastest Section Time (Section)	0:11.66 (600-400)
Top Speed [km/h] (Section)	65.1 (1600-1400)
Race State	Finished



Aquis Park Gold Coast QLD

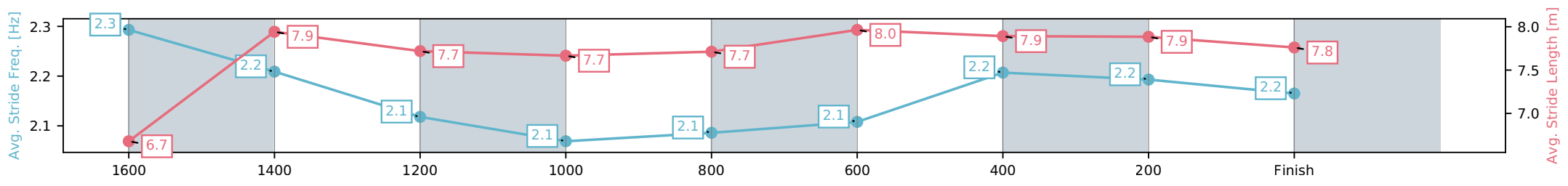
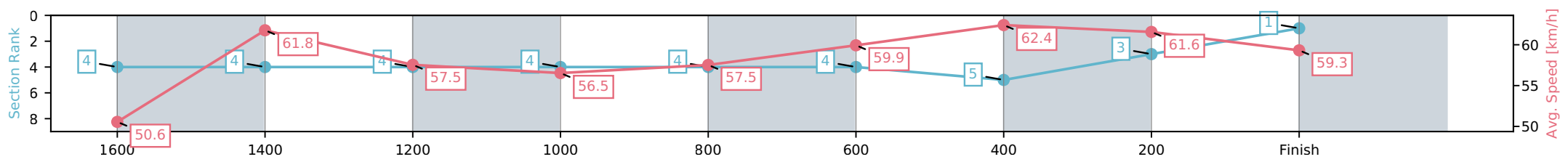
Race 1: AWS QTIS Three-Years-Old Maiden Plate - 1800m

27 June 2026 - 4:15PM

Track Rating: Soft 5, Weather: Fine, Rail Position: +6m 1000m-W/Post, +3m Remainder



Section	L1800	L1600	L1400	L1200	L1000	L800	L600	L400	L200
Section Times	1:51.11 (0:14.24)	1:36.87 [4] (0:11.78)	1:25.10 [4] (0:12.51)	1:12.58 [4] (0:12.74)	0:59.84 [4] (0:12.44)	0:47.40 [4] (0:11.99)	0:35.41 [4] (0:11.66)	0:23.75 [5] (0:11.75)	0:12.00 [3] (0:12.00)
Average Speed [km/h]	50.6	61.8	57.5	56.5	57.5	59.9	62.4	61.6	59.3
Top Speed [km/h]	65.0	65.1	59.1	57.2	58.6	60.9	63.2	62.3	61.0
Avg. Dist. to Rail [m]	4.7	1.7	0.4	0.6	1.2	0.6	2.0	4.3	4.5
Avg. Stride Freq. [Hz]	2.3	2.2	2.1	2.1	2.1	2.1	2.2	2.2	2.2
Avg. Stride Length [m]	6.7	7.9	7.7	7.7	7.7	7.7	8.0	7.9	7.8



[] Ranking at each section and finish
 -:-:- No data available at this section
 NA No data available

Horse/Jockey Name	Five Of Us/Dylan Turner
Finish Rank	2
Fastest Section Time (Section)	0:11.56 (600-400)
Top Speed [km/h] (Section)	66.8 (1600-1400)
Race State	Finished



Aquis Park Gold Coast QLD

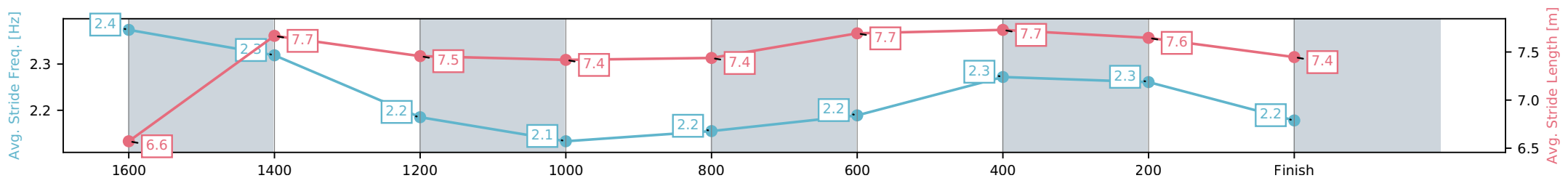
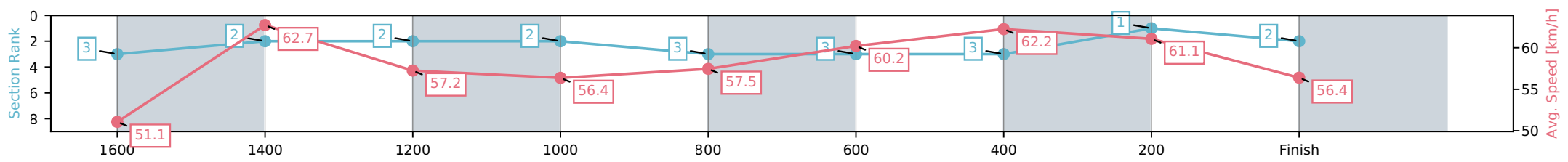
Race 1: AWS QTIS Three-Years-Old Maiden Plate - 1800m

27 June 2026 - 4:15PM

Track Rating: Soft 5, Weather: Fine, Rail Position: +6m 1000m-W/Post, +3m Remainder



Section	L1800	L1600	L1400	L1200	L1000	L800	L600	L400	L200
Section Times	1:51.41 (0:14.10)	1:37.31 [3] (0:11.67)	1:25.63 [2] (0:12.60)	1:13.03 [2] (0:12.78)	1:00.26 [2] (0:12.49)	0:47.77 [3] (0:11.87)	0:35.90 [3] (0:11.56)	0:24.34 [3] (0:11.86)	0:12.48 [1] (0:12.48)
Average Speed [km/h]	51.1	62.7	57.2	56.4	57.5	60.2	62.2	61.1	56.4
Top Speed [km/h]	66.0	66.8	60.7	56.9	58.6	61.7	63.0	61.8	60.3
Avg. Dist. to Rail [m]	8.7	2.9	2.0	3.0	0.9	1.6	1.2	4.5	4.7
Avg. Stride Freq. [Hz]	2.4	2.3	2.2	2.1	2.2	2.2	2.3	2.3	2.2
Avg. Stride Length [m]	6.6	7.7	7.5	7.4	7.4	7.4	7.7	7.6	7.4



[] Ranking at each section and finish
 -:-:- No data available at this section
 NA No data available

Horse/Jockey Name	Show'em Who's King/Danny Peisley
Finish Rank	3
Fastest Section Time (Section)	0:11.54 (600-400)
Top Speed [km/h] (Section)	63.7 (600-400)
Race State	Finished



Aquis Park Gold Coast QLD

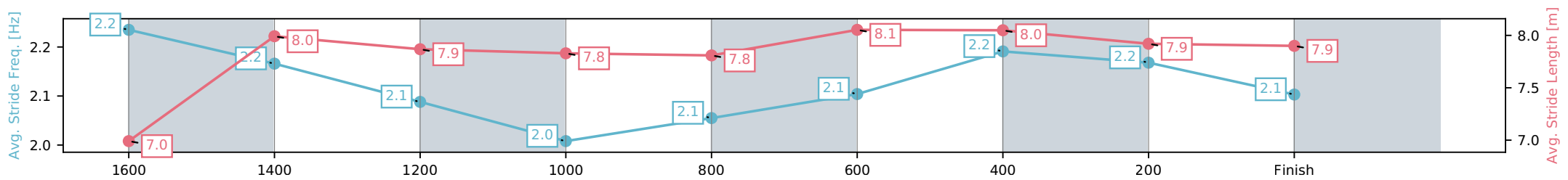
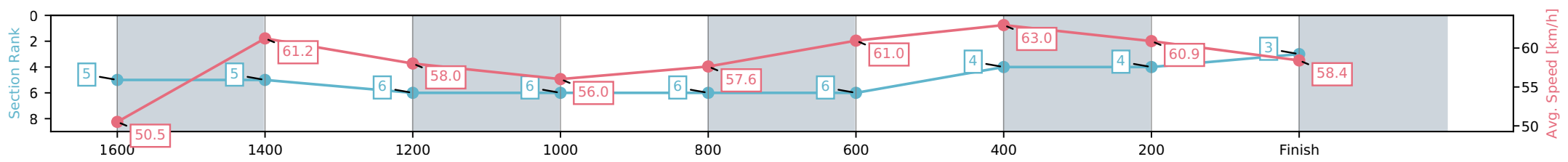
Race 1: AWS QTIS Three-Years-Old Maiden Plate - 1800m

27 June 2026 - 4:15PM

Track Rating: Soft 5, Weather: Fine, Rail Position: +6m 1000m-W/Post, +3m Remainder



Section	L1800	L1600	L1400	L1200	L1000	L800	L600	L400	L200
Section Times	1:51.45 (0:14.28)	1:37.17 [5] (0:11.92)	1:25.25 [5] (0:12.42)	1:12.83 [6] (0:12.86)	0:59.97 [6] (0:12.46)	0:47.51 [6] (0:11.82)	0:35.69 [6] (0:11.54)	0:24.15 [4] (0:11.89)	0:12.26 [4] (0:12.26)
Average Speed [km/h]	50.5	61.2	58.0	56.0	57.6	61.0	63.0	60.9	58.4
Top Speed [km/h]	63.5	62.8	60.3	56.9	59.0	62.4	63.7	61.6	60.1
Avg. Dist. to Rail [m]	5.3	2.5	1.4	1.4	0.8	0.4	1.9	4.8	3.7
Avg. Stride Freq. [Hz]	2.2	2.2	2.1	2.0	2.1	2.1	2.2	2.2	2.1
Avg. Stride Length [m]	7.0	8.0	7.9	7.8	7.8	8.1	8.0	7.9	7.9



[] Ranking at each section and finish
 -:-:- No data available at this section
 NA No data available

Horse/Jockey Name	Irish Handcuffs/Scott Sheargold
Finish Rank	4
Fastest Section Time (Section)	0:11.45 (800-600)
Top Speed [km/h] (Section)	65.2 (1800 - 1600)
Race State	Finished



Aquis Park Gold Coast QLD

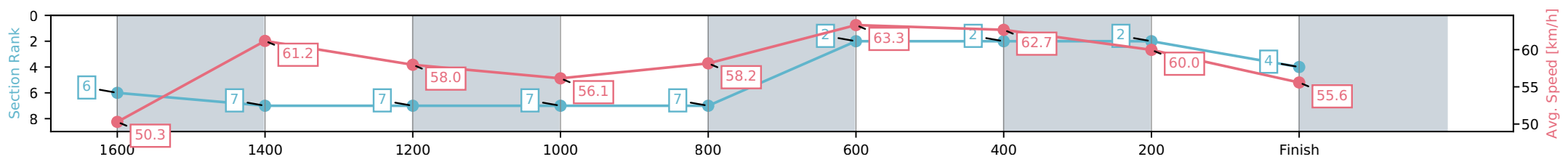
Race 1: AWS QTIS Three-Years-Old Maiden Plate - 1800m

27 June 2026 - 4:15PM

Track Rating: Soft 5, Weather: Fine, Rail Position: +6m 1000m-W/Post, +3m Remainder



Section	L1800	L1600	L1400	L1200	L1000	L800	L600	L400	L200
Section Times	1:52.05 (0:14.45)	1:37.60 [6] (0:11.85)	1:25.75 [7] (0:12.46)	1:13.29 [7] (0:12.82)	1:00.46 [7] (0:12.43)	0:48.03 [7] (0:11.45)	0:36.59 [2] (0:11.56)	0:25.03 [2] (0:12.04)	0:12.99 [2] (0:12.99)
Average Speed [km/h]	50.3	61.2	58.0	56.1	58.2	63.3	62.7	60.0	55.6
Top Speed [km/h]	65.2	64.2	59.8	58.1	62.1	64.5	63.9	61.8	57.7
Avg. Dist. to Rail [m]	4.5	1.4	1.9	1.5	1.4	1.8	1.2	1.2	0.7
Avg. Stride Freq. [Hz]	2.3	2.3	2.2	2.2	2.2	2.3	2.4	2.3	2.2
Avg. Stride Length [m]	6.6	7.6	7.4	7.3	7.4	7.6	7.5	7.4	7.1



[] Ranking at each section and finish
 -:-:- No data available at this section
 NA No data available

Horse/Jockey Name	Narukami/Leah Martyn
Finish Rank	5
Fastest Section Time (Section)	0:11.74 (1600-1400)
Top Speed [km/h] (Section)	65.1 (1800 - 1600)
Race State	Finished



Aquis Park Gold Coast QLD

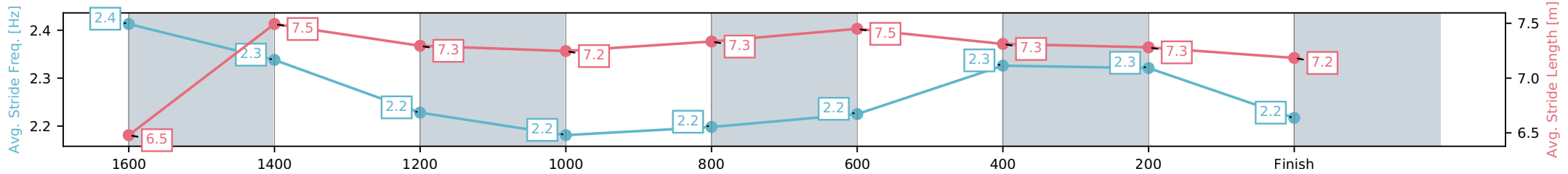
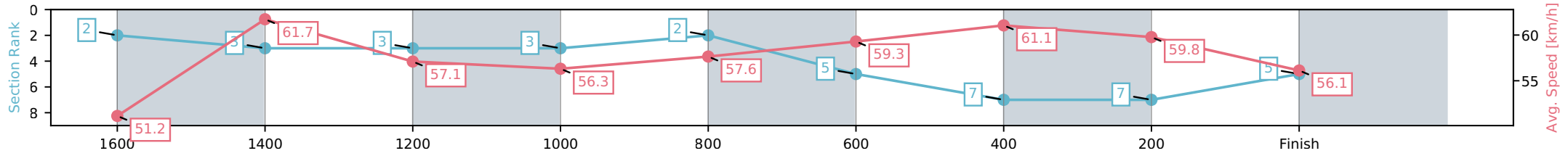
Race 1: AWS QTIS Three-Years-Old Maiden Plate - 1800m

27 June 2026 - 4:15PM

Track Rating: Soft 5, Weather: Fine, Rail Position: +6m 1000m-W/Post, +3m Remainder



Section	L1800	L1600	L1400	L1200	L1000	L800	L600	L400	L200
Section Times	1:52.07 (0:14.10)	1:37.98 [2] (0:11.74)	1:26.23 [3] (0:12.61)	1:13.62 [3] (0:12.79)	1:00.83 [3] (0:12.36)	0:48.47 [2] (0:12.12)	0:36.34 [5] (0:12.02)	0:24.32 [7] (0:12.12)	0:12.20 [7] (0:12.20)
Average Speed [km/h]	51.2	61.7	57.1	56.3	57.6	59.3	61.1	59.8	56.1
Top Speed [km/h]	65.1	64.7	60.0	57.2	59.3	60.3	61.9	61.7	58.4
Avg. Dist. to Rail [m]	3.6	1.2	0.8	0.8	1.8	0.7	3.5	6.2	8.7
Avg. Stride Freq. [Hz]	2.4	2.3	2.2	2.2	2.2	2.2	2.3	2.3	2.2
Avg. Stride Length [m]	6.5	7.5	7.3	7.2	7.3	7.5	7.3	7.3	7.2



[] Ranking at each section and finish
 -:-:- No data available at this section
 NA No data available

Horse/Jockey Name	Comeon Kingwilliam/Jaden Lloyd
Finish Rank	6
Fastest Section Time (Section)	0:11.65 (600-400)
Top Speed [km/h] (Section)	64.3 (1600-1400)
Race State	Finished



Aquis Park Gold Coast QLD

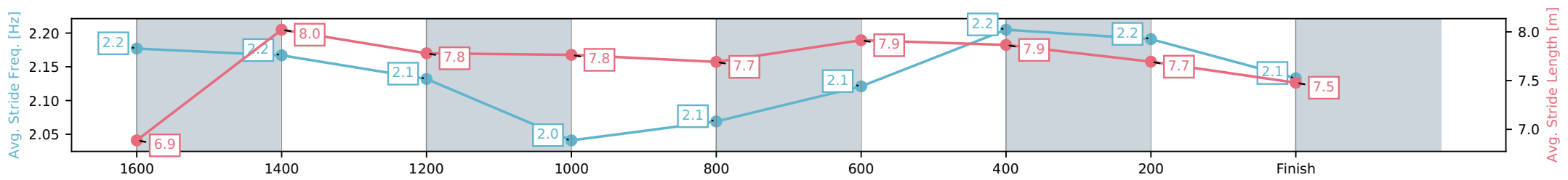
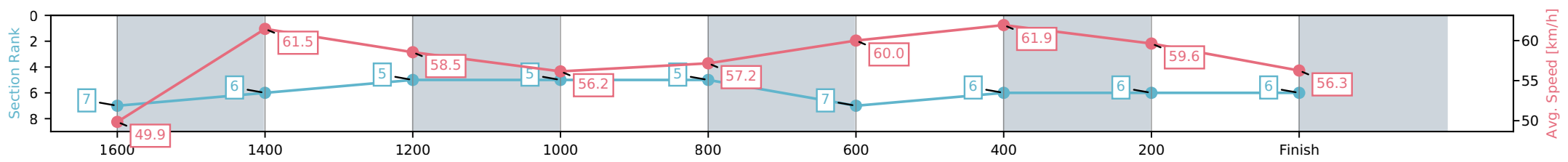
Race 1: AWS QTIS Three-Years-Old Maiden Plate - 1800m

27 June 2026 - 4:15PM

Track Rating: Soft 5, Weather: Fine, Rail Position: +6m 1000m-W/Post, +3m Remainder



Section	L1800	L1600	L1400	L1200	L1000	L800	L600	L400	L200
Section Times	1:52.30 (0:14.47)	1:37.83 [7] (0:11.79)	1:26.04 [6] (0:12.28)	1:13.76 [5] (0:12.82)	1:00.93 [5] (0:12.49)	0:48.45 [5] (0:11.97)	0:36.48 [7] (0:11.65)	0:24.83 [6] (0:12.11)	0:12.72 [6] (0:12.72)
Average Speed [km/h]	49.9	61.5	58.5	56.2	57.2	60.0	61.9	59.6	56.3
Top Speed [km/h]	64.2	64.3	60.1	57.1	59.0	60.7	62.7	61.1	58.1
Avg. Dist. to Rail [m]	5.4	1.2	0.4	0.5	1.4	0.7	1.0	3.1	3.4
Avg. Stride Freq. [Hz]	2.2	2.2	2.1	2.0	2.1	2.1	2.2	2.2	2.1
Avg. Stride Length [m]	6.9	8.0	7.8	7.8	7.7	7.9	7.9	7.7	7.5



[] Ranking at each section and finish
 -:-:- No data available at this section
 NA No data available

Horse/Jockey Name	Zayyano/Brandon Lerena
Finish Rank	7
Fastest Section Time (Section)	0:11.46 (1600-1400)
Top Speed [km/h] (Section)	65.9 (1600-1400)
Race State	Finished



Aquis Park Gold Coast QLD

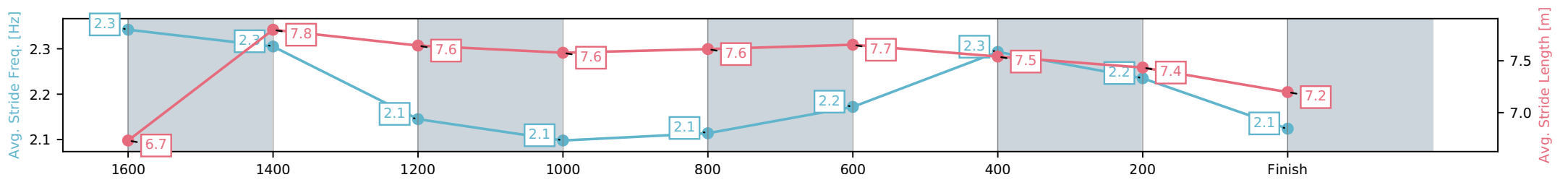
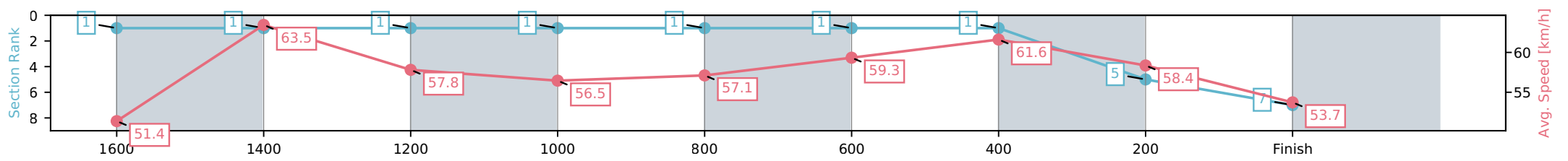
Race 1: AWS QTIS Three-Years-Old Maiden Plate - 1800m

27 June 2026 - 4:15PM

Track Rating: Soft 5, Weather: Fine, Rail Position: +6m 1000m-W/Post, +3m Remainder



Section	L1800	L1600	L1400	L1200	L1000	L800	L600	L400	L200
Section Times	1:52.73 (0:14.02)	1:38.71 [1] (0:11.46)	1:27.26 [1] (0:12.45)	1:14.80 [1] (0:12.74)	1:02.06 [1] (0:12.53)	0:49.53 [1] (0:12.10)	0:37.43 [1] (0:11.70)	0:25.72 [1] (0:12.35)	0:13.37 [5] (0:13.37)
Average Speed [km/h]	51.4	63.5	57.8	56.5	57.1	59.3	61.6	58.4	53.7
Top Speed [km/h]	65.7	65.9	60.3	57.0	57.7	60.5	62.4	60.1	55.7
Avg. Dist. to Rail [m]	3.2	1.6	0.4	0.5	1.1	0.7	0.9	1.5	0.3
Avg. Stride Freq. [Hz]	2.3	2.3	2.1	2.1	2.1	2.2	2.3	2.2	2.1
Avg. Stride Length [m]	6.7	7.8	7.6	7.6	7.6	7.6	7.7	7.5	7.2



[] Ranking at each section and finish
 -:-:- No data available at this section
 NA No data available

Horse/Jockey Name	High Authority/Jag Guthmann-Chester
Finish Rank	1
Fastest Section Time (Section)	0:11.08 (400-200)
Top Speed [km/h] (Section)	65.7 (400-200)
Race State	Finished



Aquis Park Gold Coast QLD

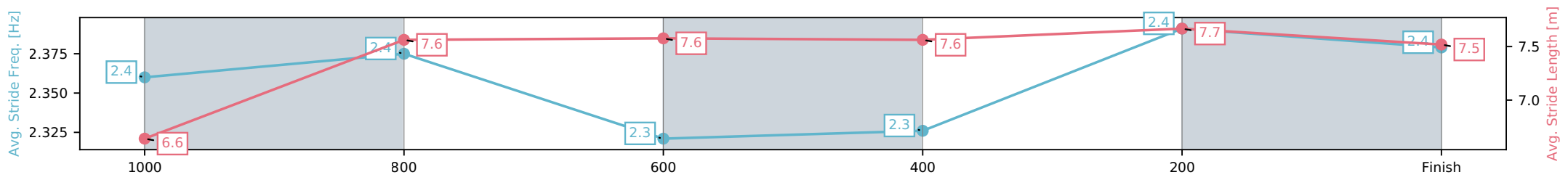
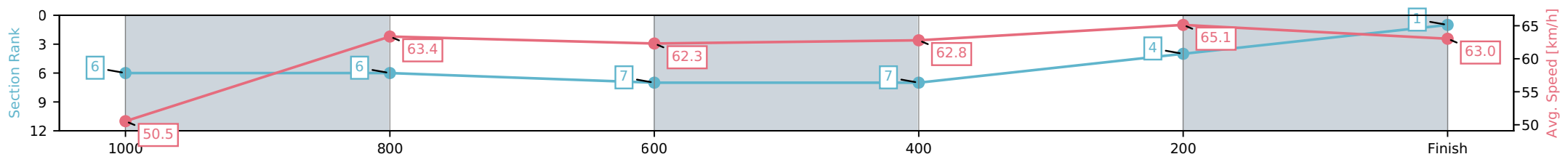
Race 2: Ezequote QTIS Two-Years-Old Maiden Plate - 1200m

27 June 2026 - 4:55PM

Track Rating: Soft 5, Weather: Fine, Rail Position: +6m 1000m-W/Post, +3m Remainder



Section	L1200	L1000	L800	L600	L400	L200
Section Times	1:11.29 (0:14.44)	0:56.85 [6] (0:11.41)	0:45.45 [6] (0:11.60)	0:33.85 [7] (0:11.44)	0:22.41 [7] (0:11.08)	0:11.33 [4] (0:11.33)
Average Speed [km/h]	50.5	63.4	62.3	62.8	65.1	63.0
Top Speed [km/h]	65.0	65.5	63.6	64.5	65.7	64.8
Avg. Dist. to Rail [m]	2.8	1.2	1.0	0.5	2.7	4.9
Avg. Stride Freq. [Hz]	2.4	2.4	2.3	2.3	2.4	2.4
Avg. Stride Length [m]	6.6	7.6	7.6	7.6	7.7	7.5



[] Ranking at each section and finish
 -.-.- No data available at this section
 NA No data available

Horse/Jockey Name	Vital Impact/Bella Youngberry
Finish Rank	2
Fastest Section Time (Section)	0:11.15 (400-200)
Top Speed [km/h] (Section)	65.7 (400-200)
Race State	Finished



Aquis Park Gold Coast QLD

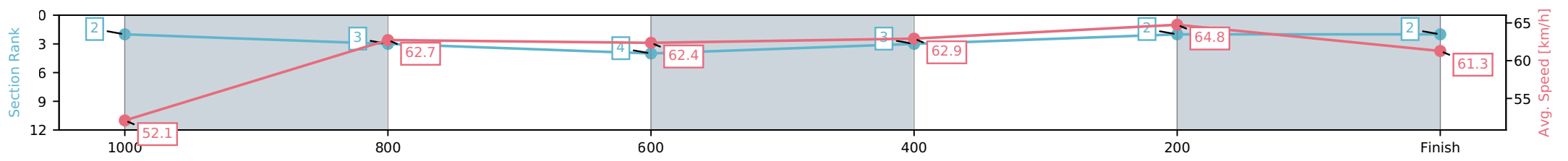
Race 2: Ezequote QTIS Two-Years-Old Maiden Plate - 1200m

27 June 2026 - 4:55PM

Track Rating: Soft 5, Weather: Fine, Rail Position: +6m 1000m-W/Post, +3m Remainder



Section	L1200	L1000	L800	L600	L400	L200
Section Times	1:11.33 (0:14.10)	0:57.22 [2] (0:11.47)	0:45.75 [3] (0:11.55)	0:34.20 [4] (0:11.42)	0:22.78 [3] (0:11.15)	0:11.63 [2] (0:11.63)
Average Speed [km/h]	52.1	62.7	62.4	62.9	64.8	61.3
Top Speed [km/h]	65.0	64.9	63.5	64.4	65.7	63.6
Avg. Dist. to Rail [m]	3.0	1.1	0.9	0.5	2.7	3.4
Avg. Stride Freq. [Hz]	2.5	2.3	2.3	2.3	2.4	2.4
Avg. Stride Length [m]	6.6	7.5	7.7	7.7	7.6	7.4



[] Ranking at each section and finish
 -:-:- No data available at this section
 NA No data available

Horse/Jockey Name	Maria Clara/Fred Larson
Finish Rank	3
Fastest Section Time (Section)	0:11.25 (400-200)
Top Speed [km/h] (Section)	65.1 (1200 - 1000)
Race State	Finished



Aquis Park Gold Coast QLD

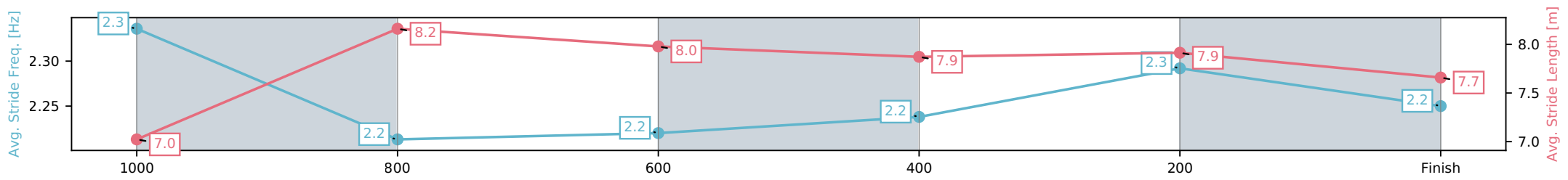
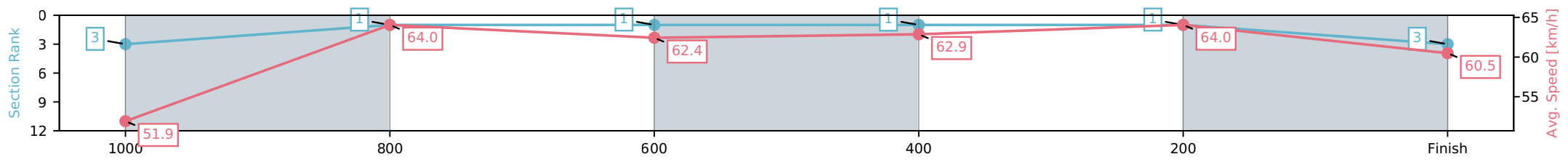
Race 2: Ezequote QTIS Two-Years-Old Maiden Plate - 1200m

27 June 2026 - 4:55PM

Track Rating: Soft 5, Weather: Fine, Rail Position: +6m 1000m-W/Post, +3m Remainder



Section	L1200	L1000	L800	L600	L400	L200
Section Times	1:11.45 (0:14.13)	0:57.32 [3] (0:11.28)	0:46.04 [1] (0:11.54)	0:34.50 [1] (0:11.45)	0:23.06 [1] (0:11.25)	0:11.80 [1] (0:11.80)
Average Speed [km/h]	51.9	64.0	62.4	62.9	64.0	60.5
Top Speed [km/h]	65.1	64.5	64.5	64.4	65.0	62.5
Avg. Dist. to Rail [m]	4.1	1.2	0.7	0.5	2.1	2.7
Avg. Stride Freq. [Hz]	2.3	2.2	2.2	2.2	2.3	2.2
Avg. Stride Length [m]	7.0	8.2	8.0	7.9	7.9	7.7



[] Ranking at each section and finish
 -:-:- No data available at this section
 NA No data available

Horse/Jockey Name	Native Son/Brandon Lerena
Finish Rank	4
Fastest Section Time (Section)	0:11.21 (200-0)
Top Speed [km/h] (Section)	65.9 (1000-800)
Race State	Finished



Aquis Park Gold Coast QLD

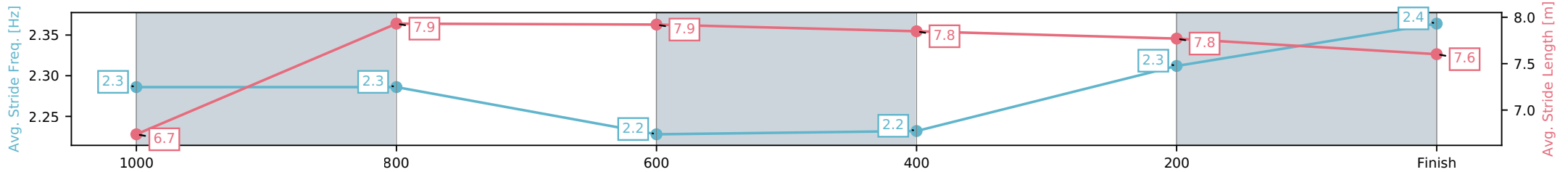
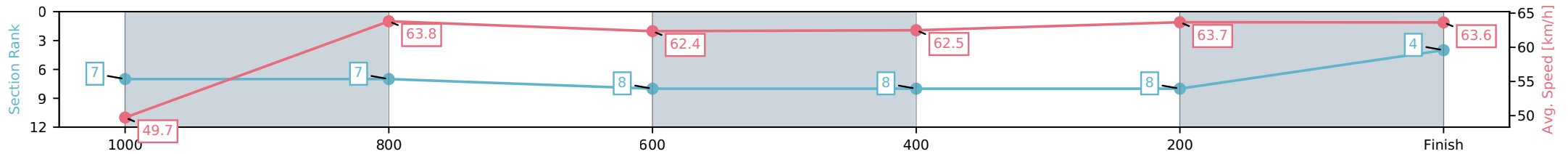
Race 2: Ezequote QTIS Two-Years-Old Maiden Plate - 1200m

27 June 2026 - 4:55PM

Track Rating: Soft 5, Weather: Fine, Rail Position: +6m 1000m-W/Post, +3m Remainder



Section	L1200	L1000	L800	L600	L400	L200
Section Times	1:11.52 (0:14.74)	0:56.78 [7] (0:11.24)	0:45.54 [7] (0:11.52)	0:34.02 [8] (0:11.47)	0:22.54 [8] (0:11.33)	0:11.21 [8] (0:11.21)
Average Speed [km/h]	49.7	63.8	62.4	62.5	63.7	63.6
Top Speed [km/h]	65.6	65.9	63.8	63.6	64.5	64.6
Avg. Dist. to Rail [m]	1.3	1.0	0.5	0.6	1.9	0.8
Avg. Stride Freq. [Hz]	2.3	2.3	2.2	2.2	2.3	2.4
Avg. Stride Length [m]	6.7	7.9	7.9	7.8	7.8	7.6



- [] Ranking at each section and finish
- :-:- No data available at this section
- NA No data available

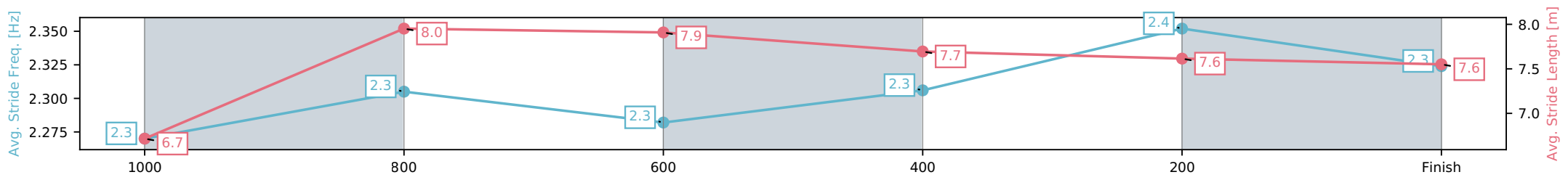
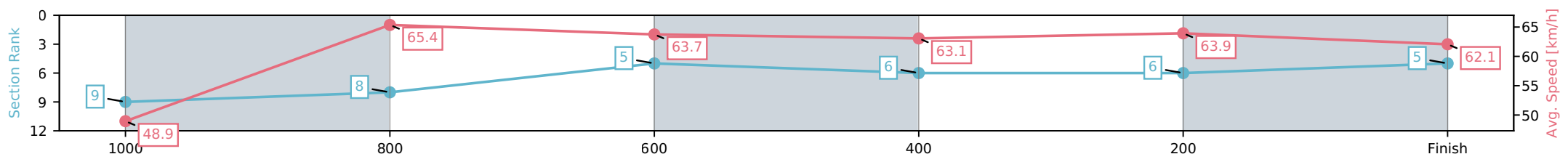
Horse/Jockey Name	Bold Envoy/Jaden Lloyd
Finish Rank	5
Fastest Section Time (Section)	0:11.03 (1000-800)
Top Speed [km/h] (Section)	66.1 (1000-800)
Race State	Finished



Aquis Park Gold Coast QLD
 Race 2: Ezequote QTIS Two-Years-Old Maiden Plate - 1200m
 27 June 2026 - 4:55PM
 Track Rating: Soft 5, Weather: Fine, Rail Position: +6m 1000m-W/Post, +3m Remainder



Section	L1200	L1000	L800	L600	L400	L200
Section Times	1:11.55 (0:14.96)	0:56.59 [9] (0:11.03)	0:45.56 [8] (0:11.28)	0:34.28 [5] (0:11.45)	0:22.83 [6] (0:11.35)	0:11.48 [6] (0:11.48)
Average Speed [km/h]	48.9	65.4	63.7	63.1	63.9	62.1
Top Speed [km/h]	63.4	66.1	64.9	64.1	64.3	63.7
Avg. Dist. to Rail [m]	5.3	0.9	0.4	1.2	6.1	7.9
Avg. Stride Freq. [Hz]	2.3	2.3	2.3	2.3	2.4	2.3
Avg. Stride Length [m]	6.7	8.0	7.9	7.7	7.6	7.6



[] Ranking at each section and finish
 -.-.- No data available at this section
 NA No data available

Horse/Jockey Name	Master In Motion/Boris Thornton
Finish Rank	6
Fastest Section Time (Section)	0:11.35 (400-200)
Top Speed [km/h] (Section)	65.2 (1000-800)
Race State	Finished



Aquis Park Gold Coast QLD

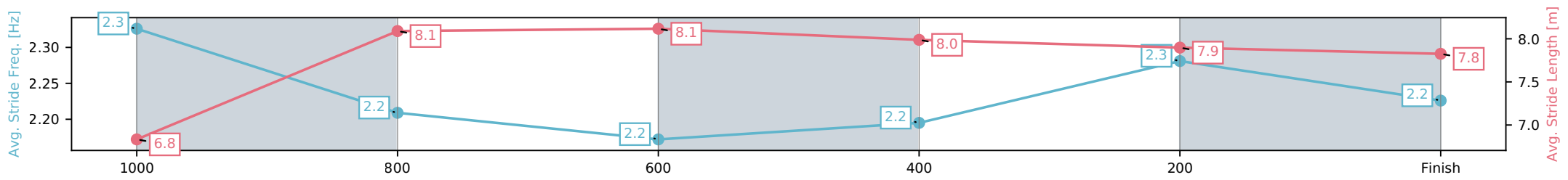
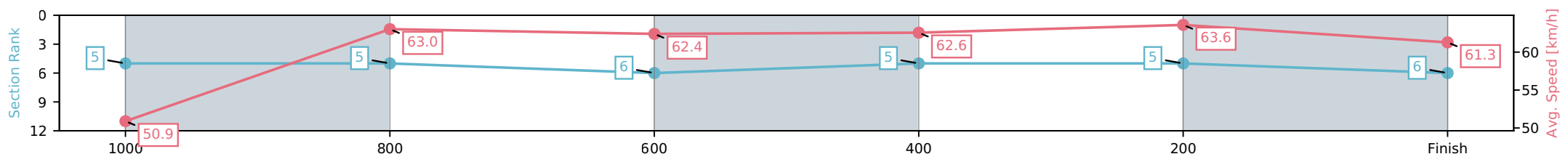
Race 2: Ezequote QTIS Two-Years-Old Maiden Plate - 1200m

27 June 2026 - 4:55PM

Track Rating: Soft 5, Weather: Fine, Rail Position: +6m 1000m-W/Post, +3m Remainder



Section	L1200	L1000	L800	L600	L400	L200
Section Times	1:11.70 (0:14.41)	0:57.29 [5] (0:11.37)	0:45.92 [5] (0:11.50)	0:34.42 [6] (0:11.43)	0:22.99 [5] (0:11.35)	0:11.64 [5] (0:11.64)
Average Speed [km/h]	50.9	63.0	62.4	62.6	63.6	61.3
Top Speed [km/h]	65.2	65.2	63.2	64.2	64.4	62.7
Avg. Dist. to Rail [m]	1.8	0.8	0.9	1.0	2.6	3.7
Avg. Stride Freq. [Hz]	2.3	2.2	2.2	2.2	2.3	2.2
Avg. Stride Length [m]	6.8	8.1	8.1	8.0	7.9	7.8



[] Ranking at each section and finish
 -:-:- No data available at this section
 NA No data available

Horse/Jockey Name	Mishani Adios/Olivia Kendal
Finish Rank	7
Fastest Section Time (Section)	0:11.37 (1000-800)
Top Speed [km/h] (Section)	65.8 (1200 - 1000)
Race State	Finished



Aquis Park Gold Coast QLD

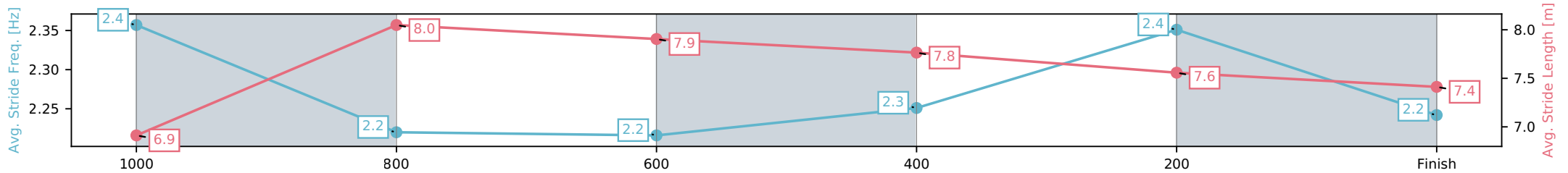
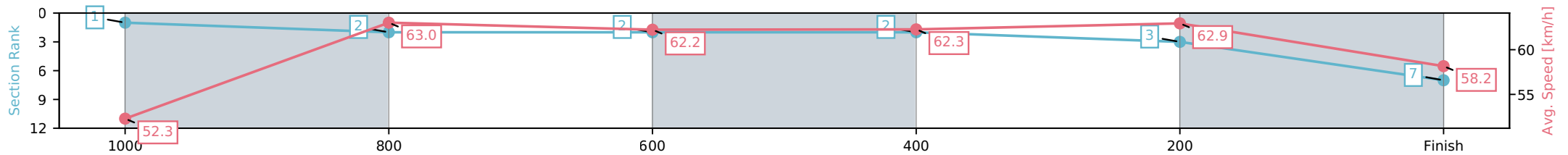
Race 2: Ezequote QTIS Two-Years-Old Maiden Plate - 1200m

27 June 2026 - 4:55PM

Track Rating: Soft 5, Weather: Fine, Rail Position: +6m 1000m-W/Post, +3m Remainder



Section	L1200	L1000	L800	L600	L400	L200
Section Times	1:12.21 (0:14.07)	0:58.14 [1] (0:11.37)	0:46.76 [2] (0:11.52)	0:35.24 [2] (0:11.53)	0:23.72 [2] (0:11.46)	0:12.26 [3] (0:12.26)
Average Speed [km/h]	52.3	63.0	62.2	62.3	62.9	58.2
Top Speed [km/h]	65.8	65.0	63.6	63.2	63.5	60.4
Avg. Dist. to Rail [m]	0.7	1.2	0.9	0.9	1.8	2.3
Avg. Stride Freq. [Hz]	2.4	2.2	2.2	2.3	2.4	2.2
Avg. Stride Length [m]	6.9	8.0	7.9	7.8	7.6	7.4



- [] Ranking at each section and finish
- :-:- No data available at this section
- NA No data available

Horse/Jockey Name	Housemaid/Leah Martyn
Finish Rank	8
Fastest Section Time (Section)	0:11.16 (1000-800)
Top Speed [km/h] (Section)	65.4 (1000-800)
Race State	Finished



Aquis Park Gold Coast QLD

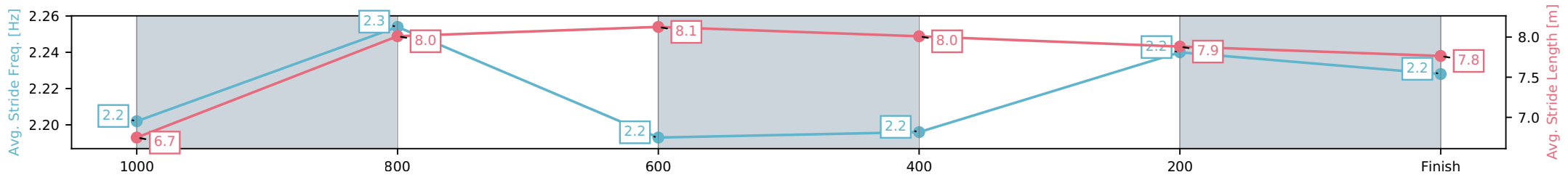
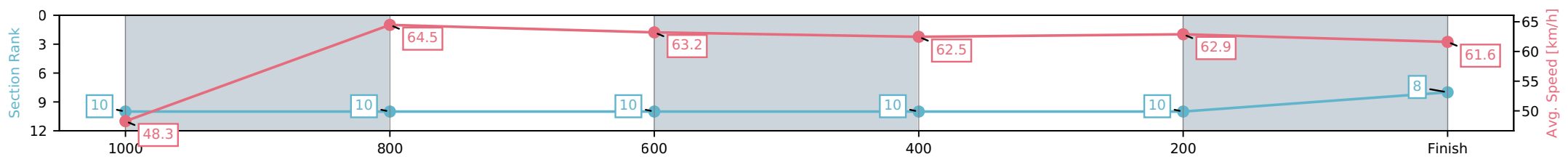
Race 2: Ezequote QTIS Two-Years-Old Maiden Plate - 1200m

27 June 2026 - 4:55PM

Track Rating: Soft 5, Weather: Fine, Rail Position: +6m 1000m-W/Post, +3m Remainder



Section	L1200	L1000	L800	L600	L400	L200
Section Times	1:12.42 (0:15.23)	0:57.19 [10] (0:11.16)	0:46.03 [10] (0:11.45)	0:34.58 [10] (0:11.52)	0:23.06 [10] (0:11.46)	0:11.60 [10] (0:11.60)
Average Speed [km/h]	48.3	64.5	63.2	62.5	62.9	61.6
Top Speed [km/h]	63.5	65.4	64.1	63.1	63.6	62.1
Avg. Dist. to Rail [m]	5.8	1.4	1.8	0.3	2.1	2.5
Avg. Stride Freq. [Hz]	2.2	2.3	2.2	2.2	2.2	2.2
Avg. Stride Length [m]	6.7	8.0	8.1	8.0	7.9	7.8



[] Ranking at each section and finish
 -:-:- No data available at this section
 NA No data available

Horse/Jockey Name	Golden Glass/Damien Boche
Finish Rank	9
Fastest Section Time (Section)	0:11.17 (1000-800)
Top Speed [km/h] (Section)	65.4 (1000-800)
Race State	Finished



Aquis Park Gold Coast QLD

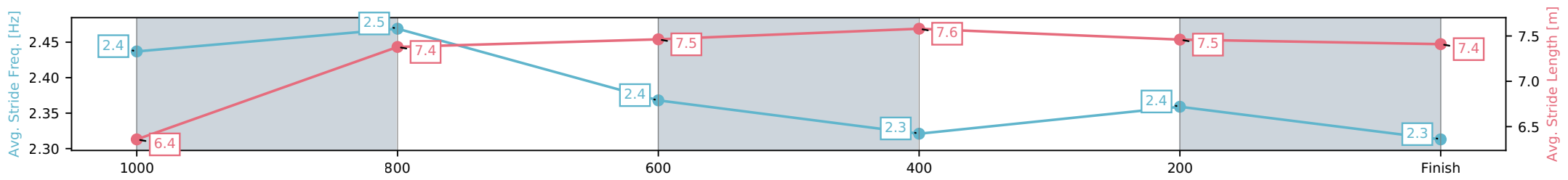
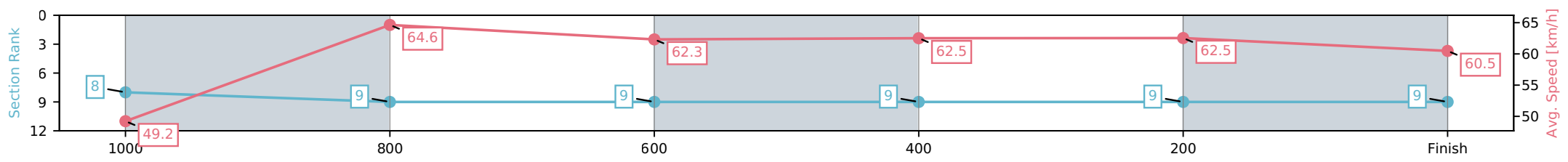
Race 2: Ezequote QTIS Two-Years-Old Maiden Plate - 1200m

27 June 2026 - 4:55PM

Track Rating: Soft 5, Weather: Fine, Rail Position: +6m 1000m-W/Post, +3m Remainder



Section	L1200	L1000	L800	L600	L400	L200
Section Times	1:12.47 (0:14.90)	0:57.57 [8] (0:11.17)	0:46.40 [9] (0:11.60)	0:34.80 [9] (0:11.47)	0:23.33 [9] (0:11.54)	0:11.79 [9] (0:11.79)
Average Speed [km/h]	49.2	64.6	62.3	62.5	62.5	60.5
Top Speed [km/h]	65.1	65.4	63.8	63.7	63.5	62.3
Avg. Dist. to Rail [m]	2.6	2.2	1.7	0.8	2.7	2.8
Avg. Stride Freq. [Hz]	2.4	2.5	2.4	2.3	2.4	2.3
Avg. Stride Length [m]	6.4	7.4	7.5	7.6	7.5	7.4



- [] Ranking at each section and finish
- :-:- No data available at this section
- NA No data available

Horse/Jockey Name	Nukatabe/Micheal Hellyer
Finish Rank	10
Fastest Section Time (Section)	0:11.38 (1000-800)
Top Speed [km/h] (Section)	65.0 (1000-800)
Race State	Finished



Aquis Park Gold Coast QLD

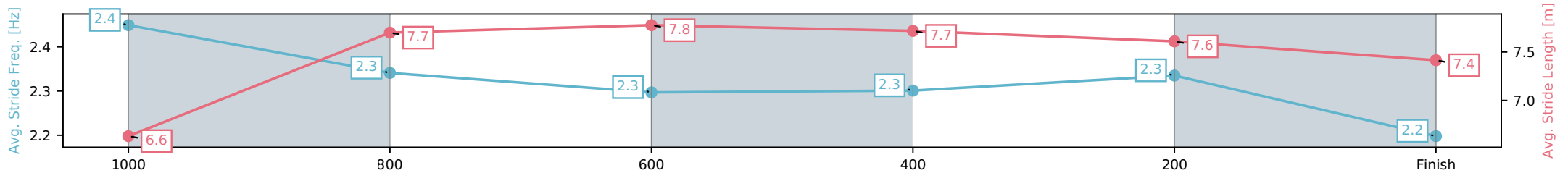
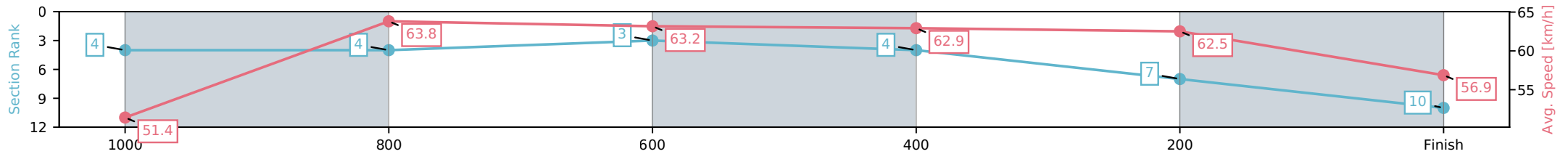
Race 2: Ezequote QTIS Two-Years-Old Maiden Plate - 1200m

27 June 2026 - 4:55PM

Track Rating: Soft 5, Weather: Fine, Rail Position: +6m 1000m-W/Post, +3m Remainder



Section	L1200	L1000	L800	L600	L400	L200
Section Times	1:12.78 (0:14.27)	0:58.51 [4] (0:11.38)	0:47.13 [4] (0:11.47)	0:35.67 [3] (0:11.56)	0:24.10 [4] (0:11.56)	0:12.54 [7] (0:12.54)
Average Speed [km/h]	51.4	63.8	63.2	62.9	62.5	56.9
Top Speed [km/h]	64.7	65.0	64.3	64.3	64.1	60.7
Avg. Dist. to Rail [m]	6.0	1.9	2.3	1.7	4.5	4.8
Avg. Stride Freq. [Hz]	2.4	2.3	2.3	2.3	2.3	2.2
Avg. Stride Length [m]	6.6	7.7	7.8	7.7	7.6	7.4



- [] Ranking at each section and finish
- :-:- No data available at this section
- NA No data available

Horse/Jockey Name	Thrash A Bully/Benjamin Osmond
Finish Rank	1
Fastest Section Time (Section)	0:10.63 (800-600)
Top Speed [km/h] (Section)	69.6 (1000 - 800)
Race State	Finished



Aquis Park Gold Coast QLD

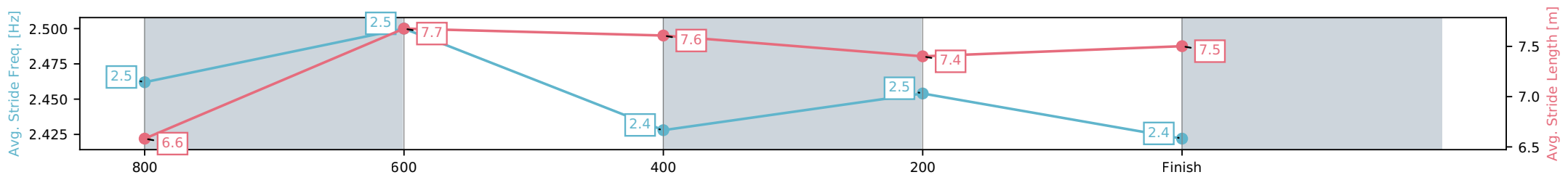
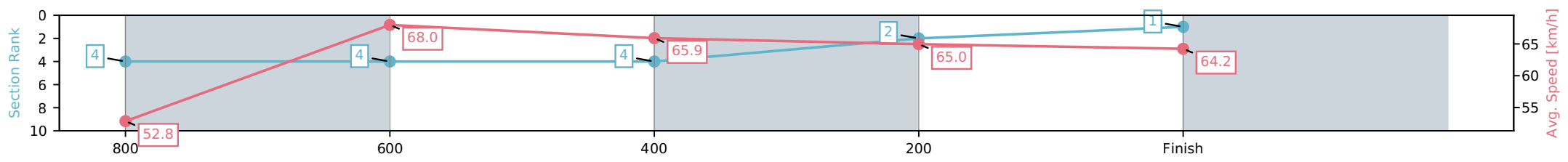
Race 3: Dindas Maiden Handicap - 1000m

27 June 2026 - 5:31PM

Track Rating: Soft 5, Weather: Fine, Rail Position: +6m 1000m-W/Post, +3m Remainder



Section	L1000	L800	L600	L400	L200
Section Times	0:57.76 (0:13.96)	0:43.80 [4] (0:10.63)	0:33.16 [4] (0:10.93)	0:22.23 [4] (0:11.14)	0:11.09 [2] (0:11.09)
Average Speed [km/h]	52.8	68.0	65.9	65.0	64.2
Top Speed [km/h]	69.6	69.0	67.1	66.3	66.2
Avg. Dist. to Rail [m]	7.9	0.9	0.9	3.2	2.6
Avg. Stride Freq. [Hz]	2.5	2.5	2.4	2.5	2.4
Avg. Stride Length [m]	6.6	7.7	7.6	7.4	7.5



[] Ranking at each section and finish
 -:-:- No data available at this section
 NA No data available

Horse/Jockey Name	Lady Milan/Leah Martyn
Finish Rank	2
Fastest Section Time (Section)	0:10.43 (800-600)
Top Speed [km/h] (Section)	70.9 (800-600)
Race State	Finished



Aquis Park Gold Coast QLD

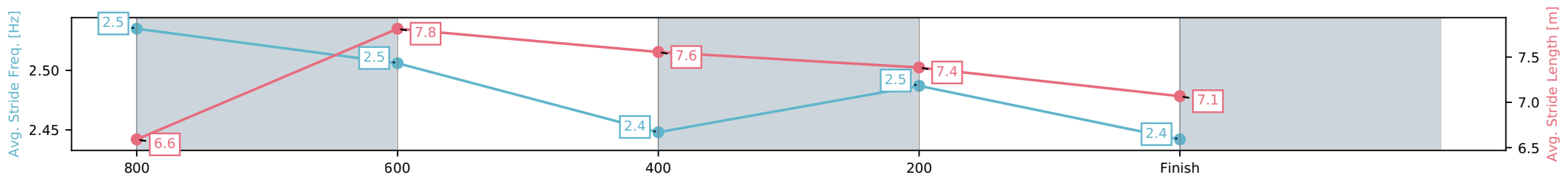
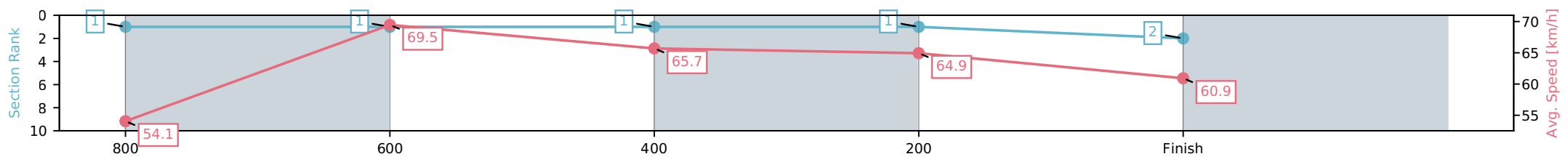
Race 3: Dindas Maiden Handicap - 1000m

27 June 2026 - 5:31PM

Track Rating: Soft 5, Weather: Fine, Rail Position: +6m 1000m-W/Post, +3m Remainder



Section	L1000	L800	L600	L400	L200
Section Times	0:58.04 (0:13.64)	0:44.40 [1] (0:10.43)	0:33.97 [1] (0:11.14)	0:22.83 [1] (0:11.13)	0:11.70 [1] (0:11.70)
Average Speed [km/h]	54.1	69.5	65.7	64.9	60.9
Top Speed [km/h]	69.5	70.9	66.6	65.7	63.1
Avg. Dist. to Rail [m]	5.7	1.1	2.8	3.7	2.8
Avg. Stride Freq. [Hz]	2.5	2.5	2.4	2.5	2.4
Avg. Stride Length [m]	6.6	7.8	7.6	7.4	7.1



[] Ranking at each section and finish
 -:-:- No data available at this section
 NA No data available

Horse/Jockey Name	Military Legend/Karl Zechner
Finish Rank	3
Fastest Section Time (Section)	0:10.75 (800-600)
Top Speed [km/h] (Section)	67.6 (800-600)
Race State	Finished



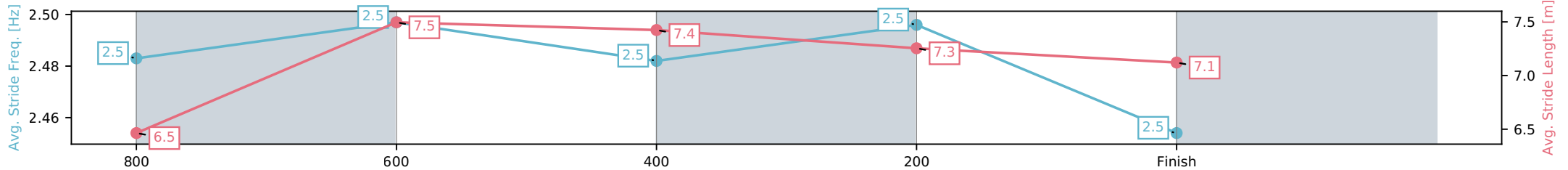
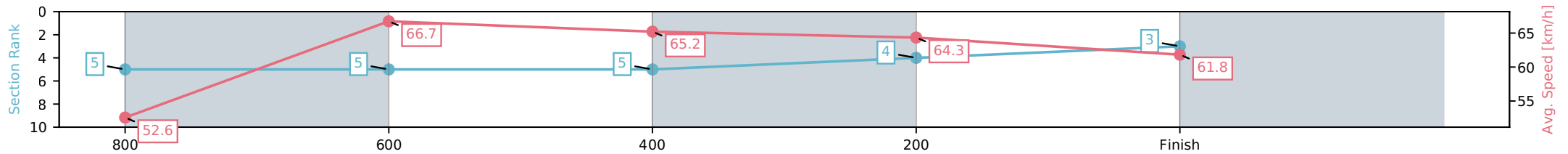
Aquis Park Gold Coast QLD
Race 3: Dindas Maiden Handicap - 1000m

27 June 2026 - 5:31PM

Track Rating: Soft 5, Weather: Fine, Rail Position: +6m 1000m-W/Post, +3m Remainder



Section	L1000	L800	L600	L400	L200
Section Times	0:58.45 (0:13.97)	0:44.48 [5] (0:10.75)	0:33.72 [5] (0:10.97)	0:22.75 [5] (0:11.22)	0:11.53 [4] (0:11.53)
Average Speed [km/h]	52.6	66.7	65.2	64.3	61.8
Top Speed [km/h]	66.3	67.6	66.4	64.9	63.1
Avg. Dist. to Rail [m]	3.9	1.4	1.2	2.7	2.5
Avg. Stride Freq. [Hz]	2.5	2.5	2.5	2.5	2.5
Avg. Stride Length [m]	6.5	7.5	7.4	7.3	7.1



- [] Ranking at each section and finish
- :-:- No data available at this section
- NA No data available

Horse/Jockey Name	More Revolution/Fred Larson
Finish Rank	4
Fastest Section Time (Section)	0:10.92 (600-400)
Top Speed [km/h] (Section)	67.6 (800-600)
Race State	Finished



Aquis Park Gold Coast QLD

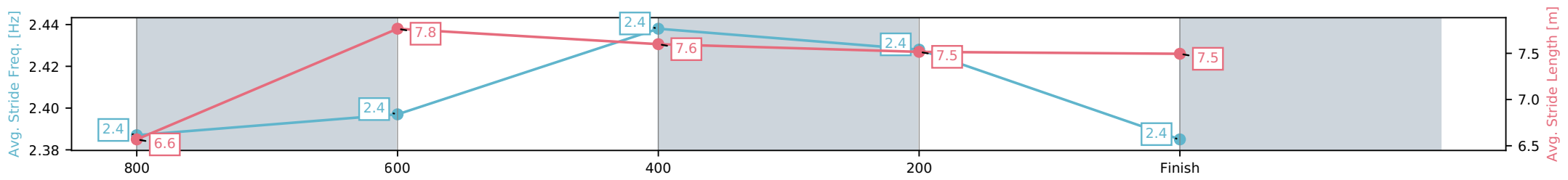
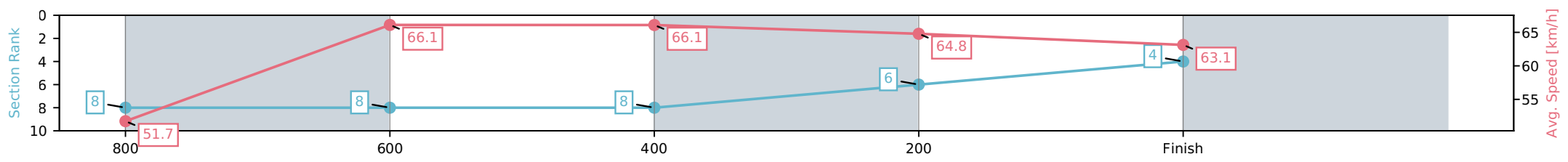
Race 3: Dindas Maiden Handicap - 1000m

27 June 2026 - 5:31PM

Track Rating: Soft 5, Weather: Fine, Rail Position: +6m 1000m-W/Post, +3m Remainder



Section	L1000	L800	L600	L400	L200
Section Times	0:58.65 (0:14.30)	0:44.34 [8] (0:10.97)	0:33.38 [8] (0:10.92)	0:22.46 [8] (0:11.16)	0:11.30 [6] (0:11.30)
Average Speed [km/h]	51.7	66.1	66.1	64.8	63.1
Top Speed [km/h]	65.8	67.6	67.0	66.1	64.7
Avg. Dist. to Rail [m]	8.4	2.0	0.7	4.5	7.2
Avg. Stride Freq. [Hz]	2.4	2.4	2.4	2.4	2.4
Avg. Stride Length [m]	6.6	7.8	7.6	7.5	7.5



[] Ranking at each section and finish
 -:-:- No data available at this section
 NA No data available

Horse/Jockey Name	Demes Girl/Rebecca Wilson
Finish Rank	5
Fastest Section Time (Section)	0:10.62 (800-600)
Top Speed [km/h] (Section)	69.4 (800-600)
Race State	Finished



Aquis Park Gold Coast QLD

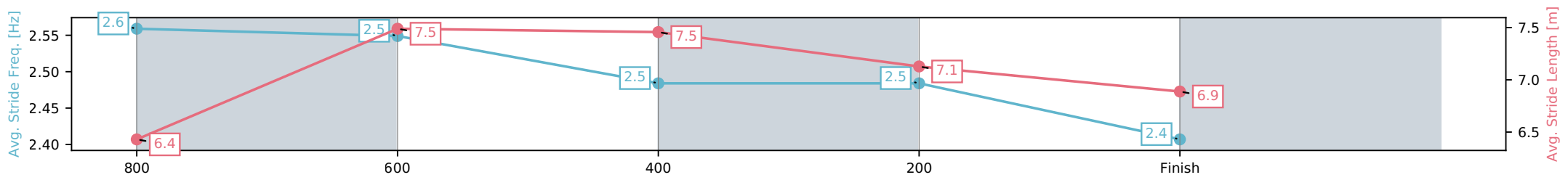
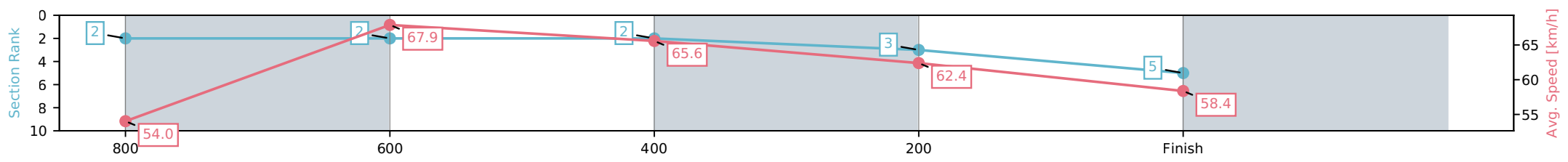
Race 3: Dindas Maiden Handicap - 1000m

27 June 2026 - 5:31PM

Track Rating: Soft 5, Weather: Fine, Rail Position: +6m 1000m-W/Post, +3m Remainder



Section	L1000	L800	L600	L400	L200
Section Times	0:59.00 (0:13.65)	0:45.35 [2] (0:10.62)	0:34.73 [2] (0:10.96)	0:23.76 [2] (0:11.57)	0:12.20 [3] (0:12.20)
Average Speed [km/h]	54.0	67.9	65.6	62.4	58.4
Top Speed [km/h]	68.6	69.4	66.9	64.3	60.6
Avg. Dist. to Rail [m]	6.5	0.7	1.1	2.4	2.2
Avg. Stride Freq. [Hz]	2.6	2.5	2.5	2.5	2.4
Avg. Stride Length [m]	6.4	7.5	7.5	7.1	6.9



[] Ranking at each section and finish
 -:-:- No data available at this section
 NA No data available

Horse/Jockey Name	Helluva Road/Jag Guthmann-Chester
Finish Rank	6
Fastest Section Time (Section)	0:10.83 (800-600)
Top Speed [km/h] (Section)	67.4 (800-600)
Race State	Finished



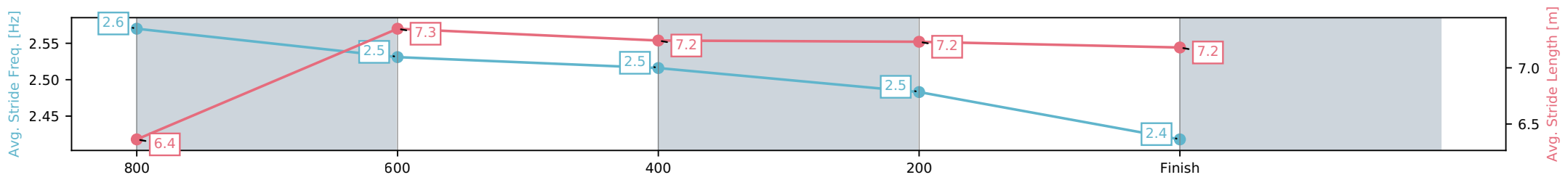
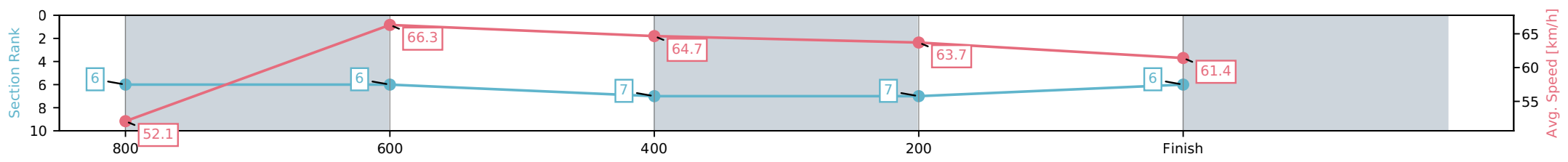
Aquis Park Gold Coast QLD
Race 3: Dindas Maiden Handicap - 1000m



27 June 2026 - 5:31PM

Track Rating: Soft 5, Weather: Fine, Rail Position: +6m 1000m-W/Post, +3m Remainder

Section	L1000	L800	L600	L400	L200
Section Times	0:59.05 (0:14.08)	0:44.96 [6] (0:10.83)	0:34.14 [6] (0:11.18)	0:22.95 [7] (0:11.33)	0:11.62 [7] (0:11.62)
Average Speed [km/h]	52.1	66.3	64.7	63.7	61.4
Top Speed [km/h]	65.7	67.4	65.3	64.9	63.6
Avg. Dist. to Rail [m]	6.0	0.5	1.5	3.0	5.4
Avg. Stride Freq. [Hz]	2.6	2.5	2.5	2.5	2.4
Avg. Stride Length [m]	6.4	7.3	7.2	7.2	7.2



- [] Ranking at each section and finish
- :-:- No data available at this section
- NA No data available

Horse/Jockey Name	Chance De Lune/Courtney Bellamy
Finish Rank	7
Fastest Section Time (Section)	0:10.82 (800-600)
Top Speed [km/h] (Section)	67.3 (800-600)
Race State	Finished



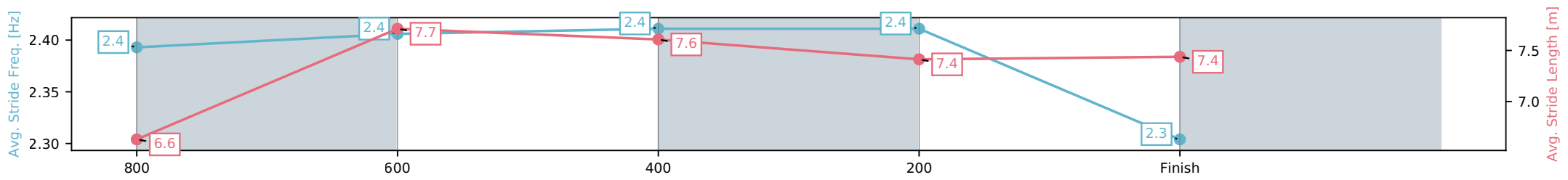
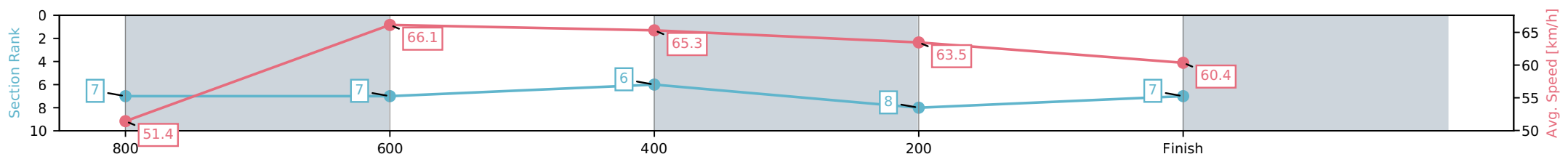
Aquis Park Gold Coast QLD
Race 3: Dindas Maiden Handicap - 1000m



27 June 2026 - 5:31PM

Track Rating: Soft 5, Weather: Fine, Rail Position: +6m 1000m-W/Post, +3m Remainder

Section	L1000	L800	L600	L400	L200
Section Times	0:59.25 (0:14.27)	0:44.98 [7] (0:10.82)	0:34.15 [7] (0:10.98)	0:23.18 [6] (0:11.36)	0:11.82 [8] (0:11.82)
Average Speed [km/h]	51.4	66.1	65.3	63.5	60.4
Top Speed [km/h]	65.6	67.3	66.5	64.7	62.4
Avg. Dist. to Rail [m]	5.8	1.1	0.7	0.8	0.2
Avg. Stride Freq. [Hz]	2.4	2.4	2.4	2.4	2.3
Avg. Stride Length [m]	6.6	7.7	7.6	7.4	7.4



[] Ranking at each section and finish
 -:-:- No data available at this section
 NA No data available

Horse/Jockey Name	Take Shelter/Brandon Lerena
Finish Rank	8
Fastest Section Time (Section)	0:10.72 (800-600)
Top Speed [km/h] (Section)	67.5 (800-600)
Race State	Finished



Aquis Park Gold Coast QLD

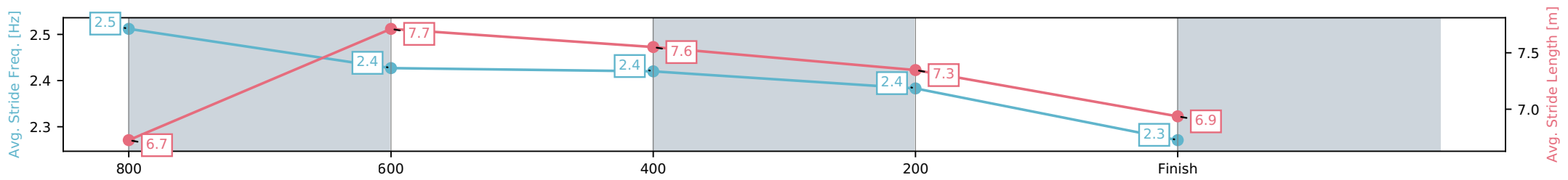
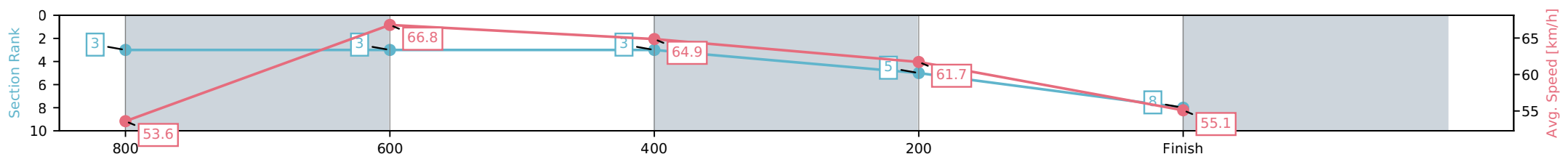
Race 3: Dindas Maiden Handicap - 1000m

27 June 2026 - 5:31PM

Track Rating: Soft 5, Weather: Fine, Rail Position: +6m 1000m-W/Post, +3m Remainder



Section	L1000	L800	L600	L400	L200
Section Times	1:00.14 (0:13.71)	0:46.43 [3] (0:10.72)	0:35.72 [3] (0:11.06)	0:24.66 [3] (0:11.71)	0:12.95 [5] (0:12.95)
Average Speed [km/h]	53.6	66.8	64.9	61.7	55.1
Top Speed [km/h]	67.3	67.5	65.5	64.2	58.6
Avg. Dist. to Rail [m]	4.2	1.5	1.1	2.2	1.8
Avg. Stride Freq. [Hz]	2.5	2.4	2.4	2.4	2.3
Avg. Stride Length [m]	6.7	7.7	7.6	7.3	6.9



[] Ranking at each section and finish
 -:-:- No data available at this section
 NA No data available

Horse/Jockey Name	Paleface Ringo/Micheal Hellyer
Finish Rank	1
Fastest Section Time (Section)	0:10.56 (800-600)
Top Speed [km/h] (Section)	68.6 (800-600)
Race State	Finished



Aquis Park Gold Coast QLD

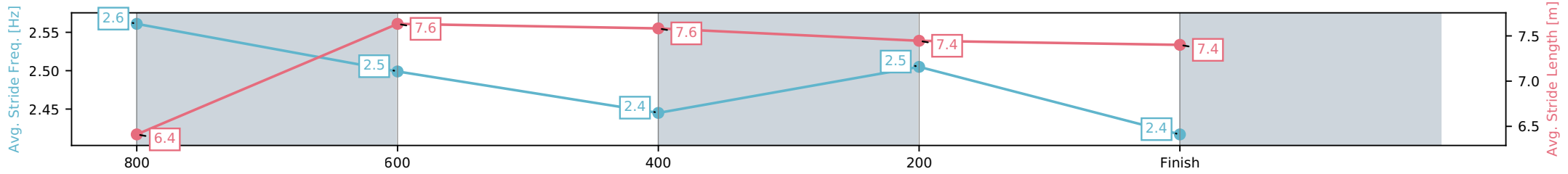
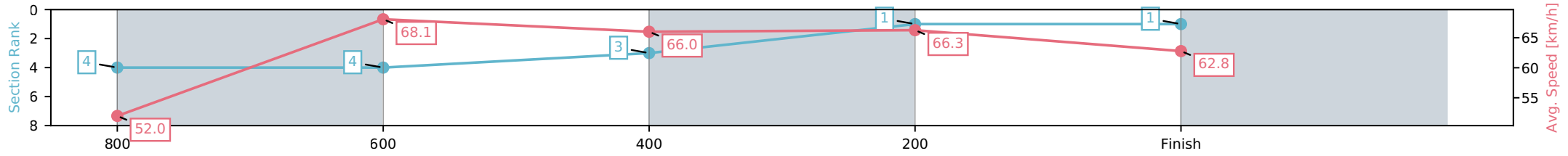
Race 4: MiTek Class 4 Handicap - 1000m

27 June 2026 - 6:05PM

Track Rating: Soft 5, Weather: Fine, Rail Position: +6m 1000m-W/Post, +3m Remainder



Section	L1000	L800	L600	L400	L200
Section Times	0:57.87 (0:14.14)	0:43.73 [4] (0:10.56)	0:33.17 [4] (0:10.90)	0:22.26 [3] (0:10.92)	0:11.35 [1] (0:11.35)
Average Speed [km/h]	52.0	68.1	66.0	66.3	62.8
Top Speed [km/h]	68.3	68.6	67.5	67.0	65.7
Avg. Dist. to Rail [m]	7.3	0.6	1.1	3.4	3.9
Avg. Stride Freq. [Hz]	2.6	2.5	2.4	2.5	2.4
Avg. Stride Length [m]	6.4	7.6	7.6	7.4	7.4



[] Ranking at each section and finish
 -:-:- No data available at this section
 NA No data available

Horse/Jockey Name	Hot Wings/Jett Newman
Finish Rank	2
Fastest Section Time (Section)	0:10.52 (800-600)
Top Speed [km/h] (Section)	69.7 (800-600)
Race State	Finished



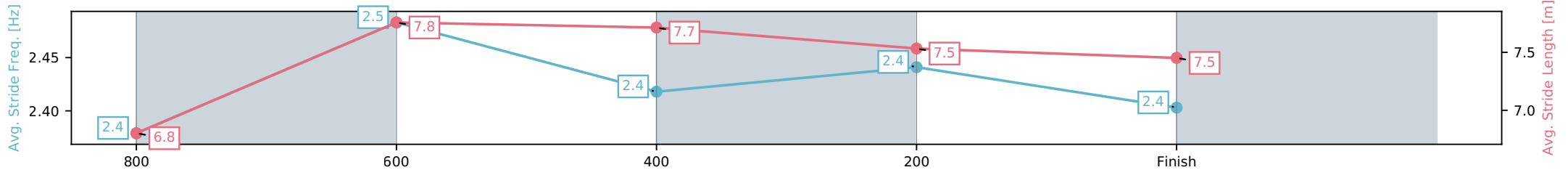
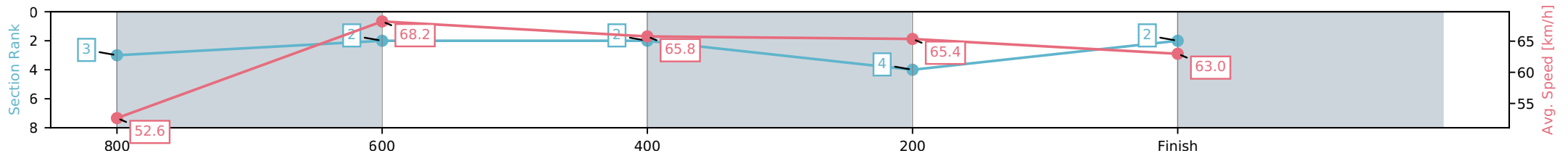
Aquis Park Gold Coast QLD
Race 4: MiTek Class 4 Handicap - 1000m

27 June 2026 - 6:05PM

Track Rating: Soft 5, Weather: Fine, Rail Position: +6m 1000m-W/Post, +3m Remainder



Section	L1000	L800	L600	L400	L200
Section Times	0:57.97 (0:13.98)	0:44.00 [3] (0:10.52)	0:33.48 [2] (0:11.07)	0:22.41 [2] (0:11.09)	0:11.32 [4] (0:11.32)
Average Speed [km/h]	52.6	68.2	65.8	65.4	63.0
Top Speed [km/h]	67.7	69.7	68.3	66.5	65.1
Avg. Dist. to Rail [m]	6.1	0.8	2.6	5.4	5.8
Avg. Stride Freq. [Hz]	2.4	2.5	2.4	2.4	2.4
Avg. Stride Length [m]	6.8	7.8	7.7	7.5	7.5



- [] Ranking at each section and finish
- :-:- No data available at this section
- NA No data available

Horse/Jockey Name	Ma's Epic/Scott Sheargold
Finish Rank	3
Fastest Section Time (Section)	0:10.72 (800-600)
Top Speed [km/h] (Section)	68.4 (600-400)
Race State	Finished



Aquis Park Gold Coast QLD

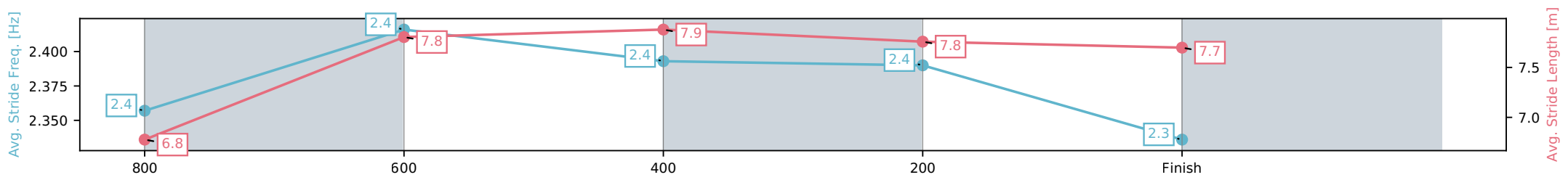
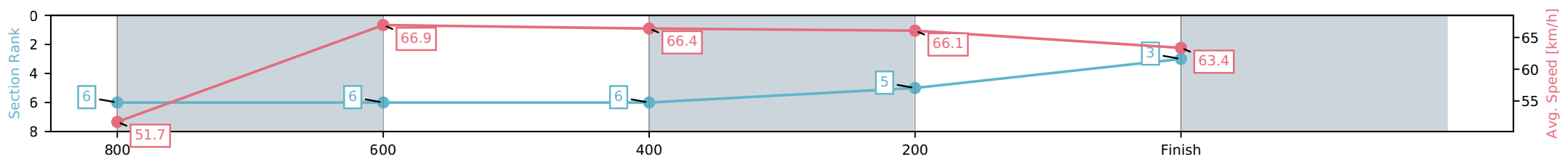
Race 4: MiTek Class 4 Handicap - 1000m

27 June 2026 - 6:05PM

Track Rating: Soft 5, Weather: Fine, Rail Position: +6m 1000m-W/Post, +3m Remainder



Section	L1000	L800	L600	L400	L200
Section Times	0:58.00 (0:14.31)	0:43.69 [6] (0:10.72)	0:32.98 [6] (0:10.80)	0:22.18 [6] (0:10.92)	0:11.26 [5] (0:11.26)
Average Speed [km/h]	51.7	66.9	66.4	66.1	63.4
Top Speed [km/h]	67.8	67.9	68.4	67.6	65.3
Avg. Dist. to Rail [m]	8.0	1.0	1.0	2.6	5.4
Avg. Stride Freq. [Hz]	2.4	2.4	2.4	2.4	2.3
Avg. Stride Length [m]	6.8	7.8	7.9	7.8	7.7



[] Ranking at each section and finish
 -:-:- No data available at this section
 NA No data available

Horse/Jockey Name	Over Draft/Bella Youngberry
Finish Rank	4
Fastest Section Time (Section)	0:10.62 (800-600)
Top Speed [km/h] (Section)	68.5 (800-600)
Race State	Finished



Aquis Park Gold Coast QLD

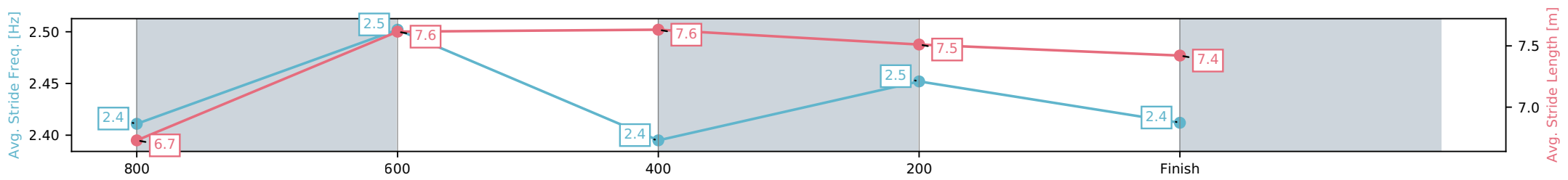
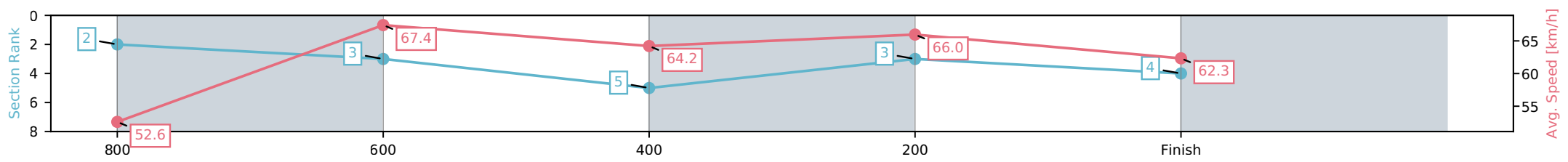
Race 4: MiTek Class 4 Handicap - 1000m

27 June 2026 - 6:05PM

Track Rating: Soft 5, Weather: Fine, Rail Position: +6m 1000m-W/Post, +3m Remainder



Section	L1000	L800	L600	L400	L200
Section Times	0:58.05 (0:13.92)	0:44.13 [2] (0:10.62)	0:33.52 [3] (0:11.15)	0:22.36 [5] (0:10.92)	0:11.44 [3] (0:11.44)
Average Speed [km/h]	52.6	67.4	64.2	66.0	62.3
Top Speed [km/h]	67.4	68.5	66.2	68.3	66.3
Avg. Dist. to Rail [m]	5.4	1.0	0.7	0.5	1.3
Avg. Stride Freq. [Hz]	2.4	2.5	2.4	2.5	2.4
Avg. Stride Length [m]	6.7	7.6	7.6	7.5	7.4



- [] Ranking at each section and finish
- :-:- No data available at this section
- NA No data available

Horse/Jockey Name	Hi Tiago/Karl Zechner
Finish Rank	5
Fastest Section Time (Section)	0:10.48 (800-600)
Top Speed [km/h] (Section)	70.7 (800-600)
Race State	Finished



Aquis Park Gold Coast QLD

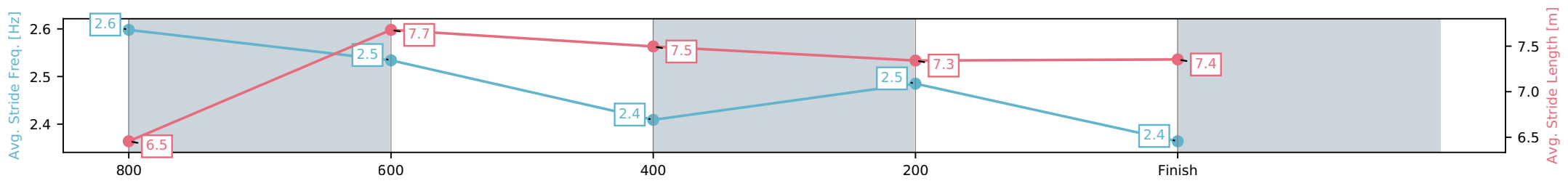
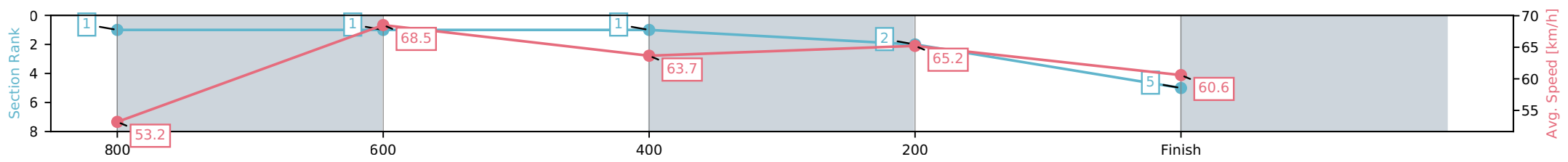
Race 4: MiTek Class 4 Handicap - 1000m

27 June 2026 - 6:05PM

Track Rating: Soft 5, Weather: Fine, Rail Position: +6m 1000m-W/Post, +3m Remainder



Section	L1000	L800	L600	L400	L200
Section Times	0:58.34 (0:13.87)	0:44.47 [1] (0:10.48)	0:33.98 [1] (0:11.17)	0:22.82 [1] (0:11.02)	0:11.79 [2] (0:11.79)
Average Speed [km/h]	53.2	68.5	63.7	65.2	60.6
Top Speed [km/h]	69.3	70.7	65.8	66.8	64.4
Avg. Dist. to Rail [m]	9.3	1.1	1.3	0.8	0.8
Avg. Stride Freq. [Hz]	2.6	2.5	2.4	2.5	2.4
Avg. Stride Length [m]	6.5	7.7	7.5	7.3	7.4



[] Ranking at each section and finish
 -:-:- No data available at this section
 NA No data available

Horse/Jockey Name	Grey Effects/Kyle Wilson-Taylor
Finish Rank	6
Fastest Section Time (Section)	0:10.64 (800-600)
Top Speed [km/h] (Section)	68.5 (800-600)
Race State	Finished



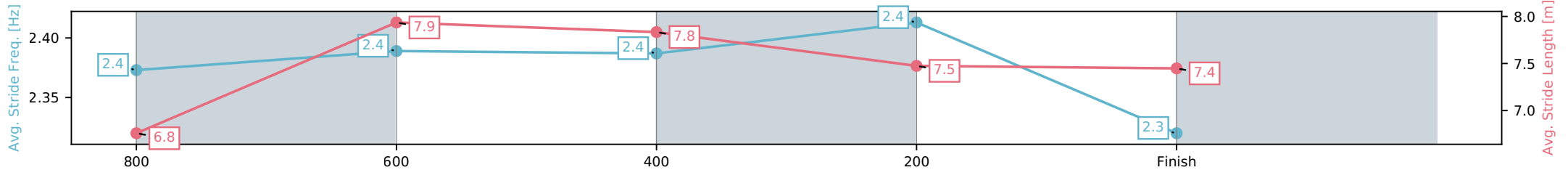
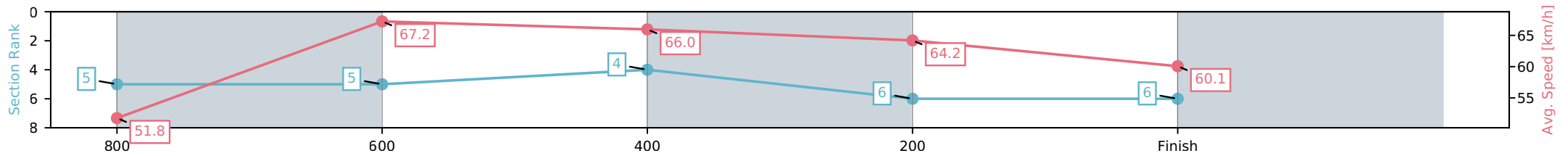
Aquis Park Gold Coast QLD
Race 4: MiTek Class 4 Handicap - 1000m

27 June 2026 - 6:05PM

Track Rating: Soft 5, Weather: Fine, Rail Position: +6m 1000m-W/Post, +3m Remainder



Section	L1000	L800	L600	L400	L200
Section Times	0:58.81 (0:14.16)	0:44.65 [5] (0:10.64)	0:34.01 [5] (0:10.85)	0:23.16 [4] (0:11.25)	0:11.91 [6] (0:11.91)
Average Speed [km/h]	51.8	67.2	66.0	64.2	60.1
Top Speed [km/h]	67.5	68.5	67.9	65.3	63.5
Avg. Dist. to Rail [m]	9.3	0.6	0.9	4.0	5.1
Avg. Stride Freq. [Hz]	2.4	2.4	2.4	2.4	2.3
Avg. Stride Length [m]	6.8	7.9	7.8	7.5	7.4



- [] Ranking at each section and finish
- .-.- No data available at this section
- NA No data available

Horse/Jockey Name	Golden Cross/Courtney Bellamy
Finish Rank	1
Fastest Section Time (Section)	0:10.88 (1000-800)
Top Speed [km/h] (Section)	68.0 (800-600)
Race State	Finished



Aquis Park Gold Coast QLD

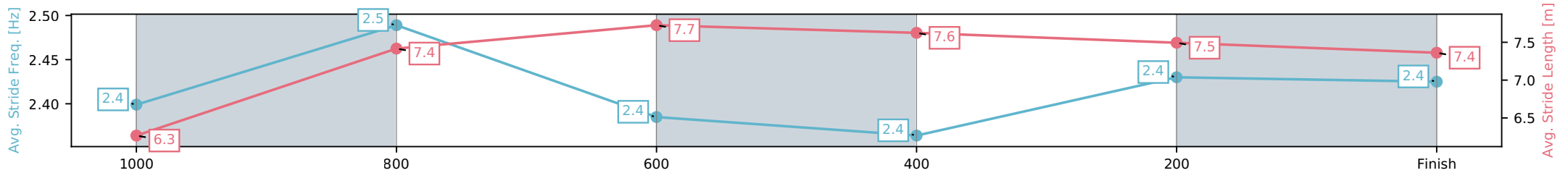
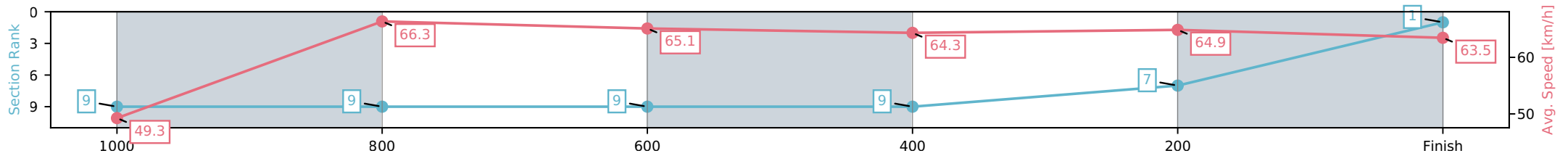
Race 5: Hume Doors & Timber BM70 Handicap - 1200m

27 June 2026 - 6:41PM

Track Rating: Soft 5, Weather: Fine, Rail Position: +6m 1000m-W/Post, +3m Remainder



Section	L1200	L1000	L800	L600	L400	L200
Section Times	1:10.48 (0:15.01)	0:55.47 [9] (0:10.88)	0:44.59 [9] (0:11.06)	0:33.52 [9] (0:11.13)	0:22.40 [9] (0:11.15)	0:11.25 [7] (0:11.25)
Average Speed [km/h]	49.3	66.3	65.1	64.3	64.9	63.5
Top Speed [km/h]	63.9	67.8	68.0	65.6	66.6	64.3
Avg. Dist. to Rail [m]	7.5	1.4	0.6	1.0	4.7	8.0
Avg. Stride Freq. [Hz]	2.4	2.5	2.4	2.4	2.4	2.4
Avg. Stride Length [m]	6.3	7.4	7.7	7.6	7.5	7.4



- [] Ranking at each section and finish
- :-:- No data available at this section
- NA No data available

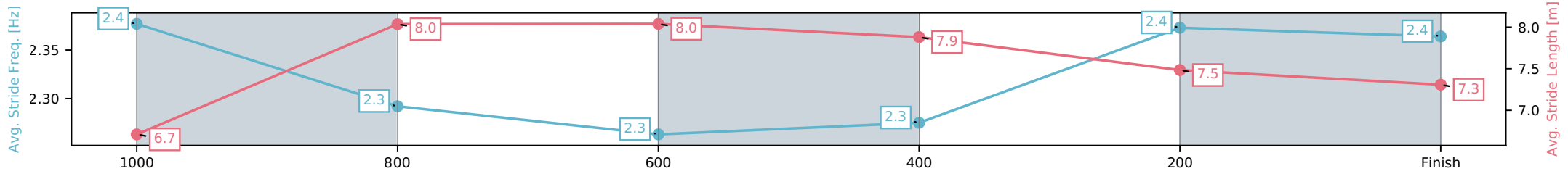
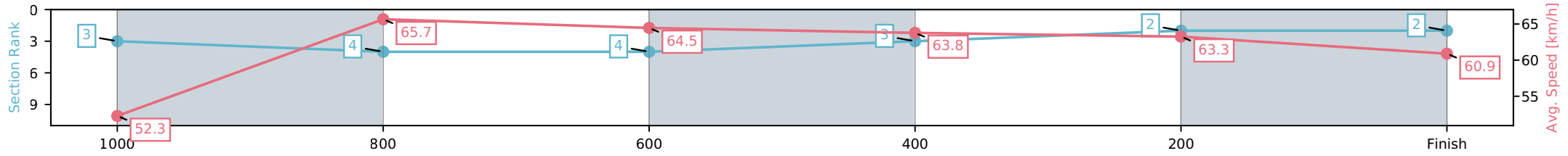
Horse/Jockey Name	Meldubious/Jag Guthmann-Chester
Finish Rank	2
Fastest Section Time (Section)	0:10.92 (1000-800)
Top Speed [km/h] (Section)	66.2 (1000-800)
Race State	Finished



Aquis Park Gold Coast QLD
 Race 5: Hume Doors & Timber BM70 Handicap - 1200m
 27 June 2026 - 6:41PM
 Track Rating: Soft 5, Weather: Fine, Rail Position: +6m 1000m-W/Post, +3m Remainder



Section	L1200	L1000	L800	L600	L400	L200
Section Times	1:10.49 (0:14.08)	0:56.41 [3] (0:10.92)	0:45.49 [4] (0:11.13)	0:34.36 [4] (0:11.22)	0:23.14 [3] (0:11.41)	0:11.72 [2] (0:11.72)
Average Speed [km/h]	52.3	65.7	64.5	63.8	63.3	60.9
Top Speed [km/h]	65.5	66.2	65.9	64.7	64.2	62.8
Avg. Dist. to Rail [m]	0.8	1.0	1.0	1.2	3.2	3.8
Avg. Stride Freq. [Hz]	2.4	2.3	2.3	2.3	2.4	2.4
Avg. Stride Length [m]	6.7	8.0	8.0	7.9	7.5	7.3



[] Ranking at each section and finish
 -:-:- No data available at this section
 NA No data available

Horse/Jockey Name	Detrimental/Kyle Wilson-Taylor
Finish Rank	3
Fastest Section Time (Section)	0:10.76 (1000-800)
Top Speed [km/h] (Section)	67.4 (1000-800)
Race State	Finished



Aquis Park Gold Coast QLD

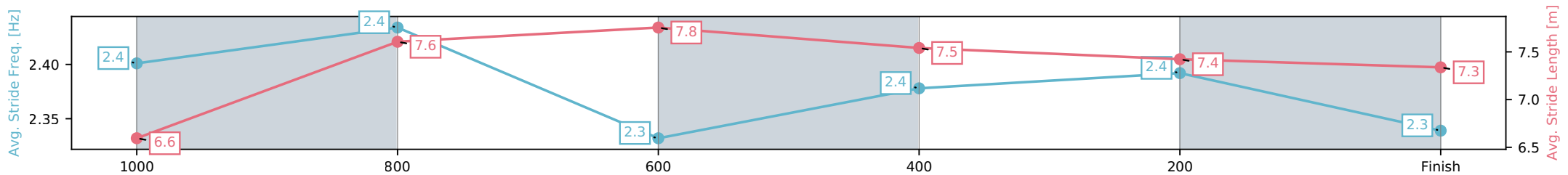
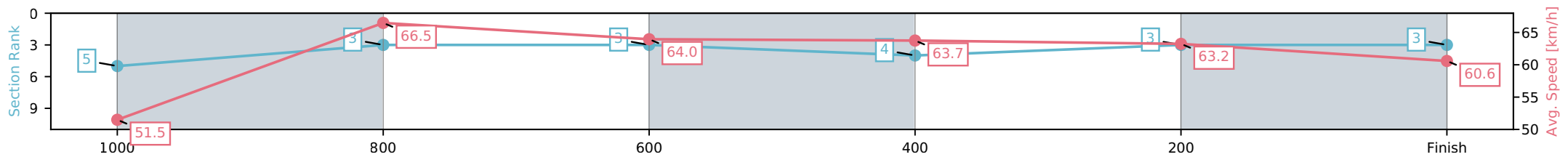
Race 5: Hume Doors & Timber BM70 Handicap - 1200m

27 June 2026 - 6:41PM

Track Rating: Soft 5, Weather: Fine, Rail Position: +6m 1000m-W/Post, +3m Remainder



Section	L1200	L1000	L800	L600	L400	L200
Section Times	1:10.63 (0:14.20)	0:56.43 [5] (0:10.76)	0:45.67 [3] (0:11.16)	0:34.51 [3] (0:11.25)	0:23.26 [4] (0:11.44)	0:11.82 [3] (0:11.82)
Average Speed [km/h]	51.5	66.5	64.0	63.7	63.2	60.6
Top Speed [km/h]	66.2	67.4	65.5	64.8	64.3	63.2
Avg. Dist. to Rail [m]	4.1	0.8	0.7	1.3	4.6	5.4
Avg. Stride Freq. [Hz]	2.4	2.4	2.3	2.4	2.4	2.3
Avg. Stride Length [m]	6.6	7.6	7.8	7.5	7.4	7.3



- [] Ranking at each section and finish
- :-:- No data available at this section
- NA No data available

Horse/Jockey Name	Count Nicholas/Karl Zechner
Finish Rank	4
Fastest Section Time (Section)	0:10.95 (1000-800)
Top Speed [km/h] (Section)	67.6 (1200 - 1000)
Race State	Finished



Aquis Park Gold Coast QLD

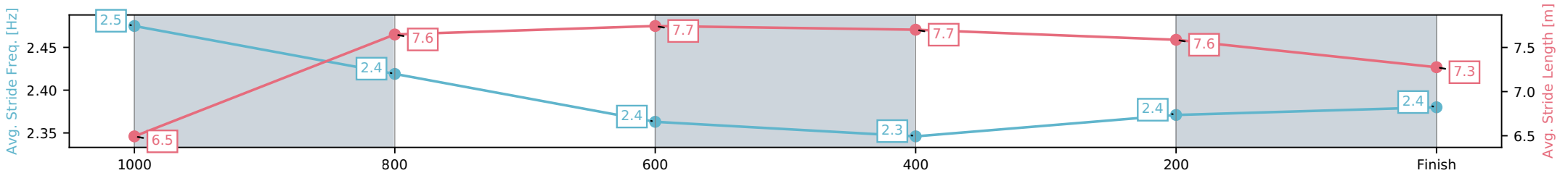
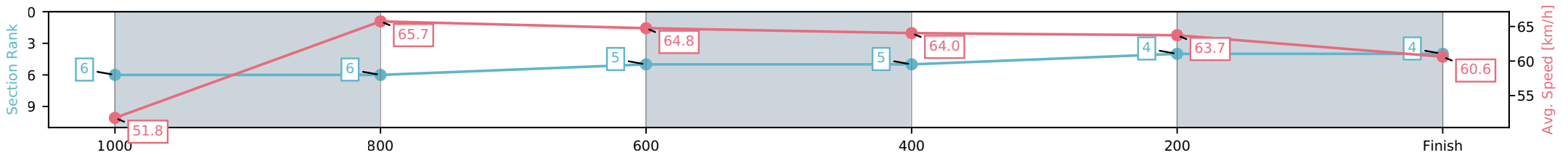
Race 5: Hume Doors & Timber BM70 Handicap - 1200m

27 June 2026 - 6:41PM

Track Rating: Soft 5, Weather: Fine, Rail Position: +6m 1000m-W/Post, +3m Remainder



Section	L1200	L1000	L800	L600	L400	L200
Section Times	1:10.66 (0:14.27)	0:56.39 [6] (0:10.95)	0:45.44 [6] (0:11.12)	0:34.31 [5] (0:11.23)	0:23.08 [5] (0:11.32)	0:11.76 [4] (0:11.76)
Average Speed [km/h]	51.8	65.7	64.8	64.0	63.7	60.6
Top Speed [km/h]	67.6	66.1	66.1	65.4	64.6	62.9
Avg. Dist. to Rail [m]	4.4	0.9	0.7	0.7	2.1	3.6
Avg. Stride Freq. [Hz]	2.5	2.4	2.4	2.3	2.4	2.4
Avg. Stride Length [m]	6.5	7.6	7.7	7.7	7.6	7.3



[] Ranking at each section and finish
 -:-:- No data available at this section
 NA No data available

Horse/Jockey Name	Tigon Princess/Leah Martyn
Finish Rank	5
Fastest Section Time (Section)	0:11.02 (1000-800)
Top Speed [km/h] (Section)	66.4 (1000-800)
Race State	Finished



Aquis Park Gold Coast QLD

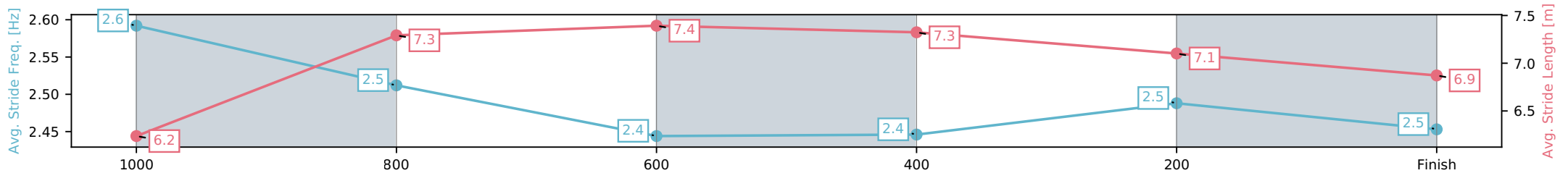
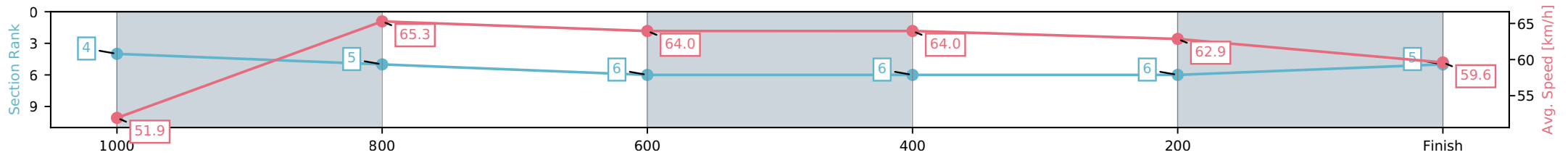
Race 5: Hume Doors & Timber BM70 Handicap - 1200m

27 June 2026 - 6:41PM

Track Rating: Soft 5, Weather: Fine, Rail Position: +6m 1000m-W/Post, +3m Remainder



Section	L1200	L1000	L800	L600	L400	L200
Section Times	1:11.10 (0:14.08)	0:57.02 [4] (0:11.02)	0:46.00 [5] (0:11.26)	0:34.74 [6] (0:11.25)	0:23.49 [6] (0:11.50)	0:11.99 [6] (0:11.99)
Average Speed [km/h]	51.9	65.3	64.0	64.0	62.9	59.6
Top Speed [km/h]	64.5	66.4	65.1	65.2	63.7	61.5
Avg. Dist. to Rail [m]	1.8	1.3	1.1	1.0	4.3	6.6
Avg. Stride Freq. [Hz]	2.6	2.5	2.4	2.4	2.5	2.5
Avg. Stride Length [m]	6.2	7.3	7.4	7.3	7.1	6.9



- [] Ranking at each section and finish
- :-:- No data available at this section
- NA No data available

Horse/Jockey Name	Tribbiani/McKenzie Apel
Finish Rank	6
Fastest Section Time (Section)	0:10.89 (1000-800)
Top Speed [km/h] (Section)	67.7 (1000-800)
Race State	Finished



Aquis Park Gold Coast QLD

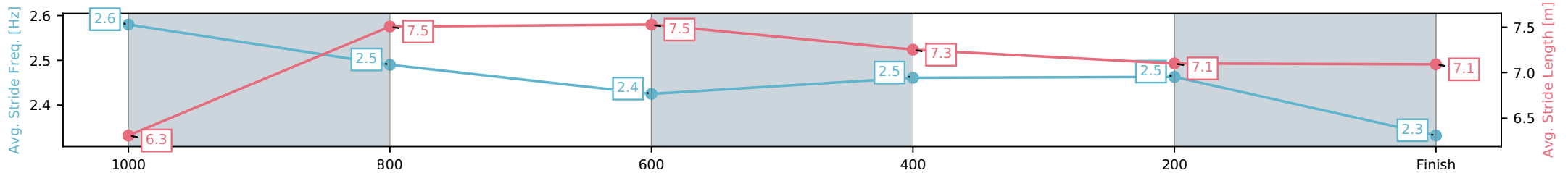
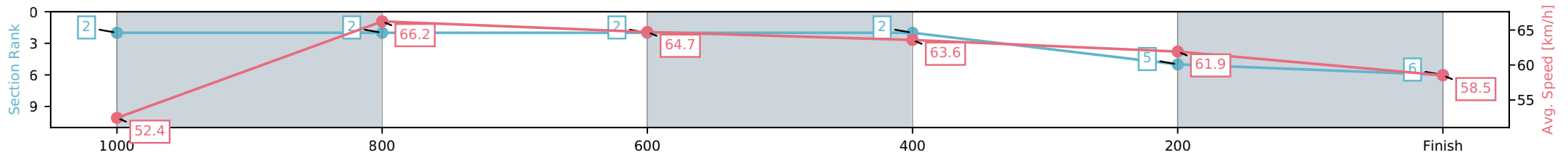
Race 5: Hume Doors & Timber BM70 Handicap - 1200m

27 June 2026 - 6:41PM

Track Rating: Soft 5, Weather: Fine, Rail Position: +6m 1000m-W/Post, +3m Remainder



Section	L1200	L1000	L800	L600	L400	L200
Section Times	1:11.17 (0:14.00)	0:57.17 [2] (0:10.89)	0:46.28 [2] (0:11.11)	0:35.17 [2] (0:11.31)	0:23.86 [2] (0:11.65)	0:12.21 [5] (0:12.21)
Average Speed [km/h]	52.4	66.2	64.7	63.6	61.9	58.5
Top Speed [km/h]	66.9	67.7	65.9	64.8	63.7	59.6
Avg. Dist. to Rail [m]	2.4	1.1	0.6	0.5	3.1	3.9
Avg. Stride Freq. [Hz]	2.6	2.5	2.4	2.5	2.5	2.3
Avg. Stride Length [m]	6.3	7.5	7.5	7.3	7.1	7.1



- [] Ranking at each section and finish
- :-:- No data available at this section
- NA No data available

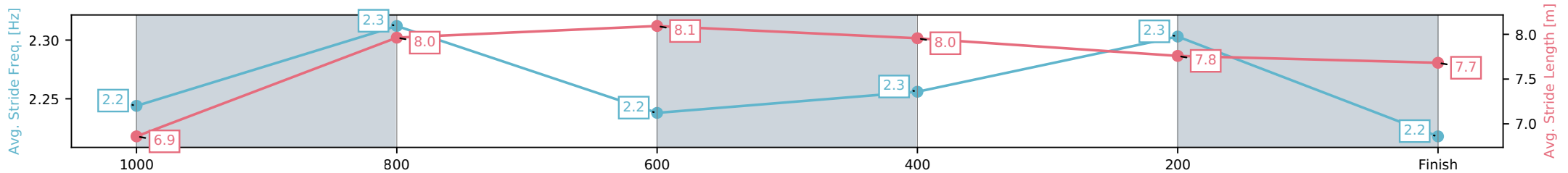
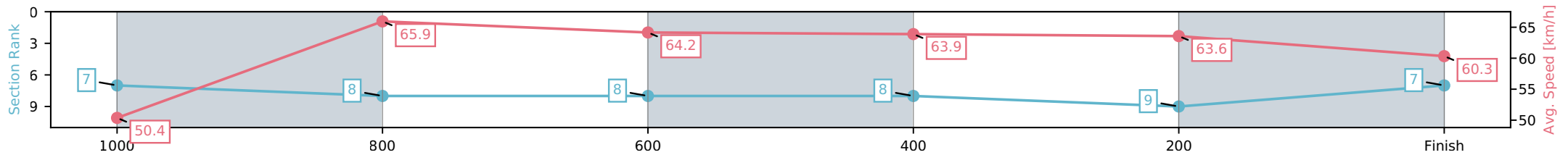
Horse/Jockey Name	Bjorn Ironside/Anthony Allen
Finish Rank	7
Fastest Section Time (Section)	0:10.96 (1000-800)
Top Speed [km/h] (Section)	67.0 (1000-800)
Race State	Finished



Aquis Park Gold Coast QLD
 Race 5: Hume Doors & Timber BM70 Handicap - 1200m
 27 June 2026 - 6:41PM
 Track Rating: Soft 5, Weather: Fine, Rail Position: +6m 1000m-W/Post, +3m Remainder



Section	L1200	L1000	L800	L600	L400	L200
Section Times	1:11.24 (0:14.64)	0:56.60 [7] (0:10.96)	0:45.64 [8] (0:11.24)	0:34.40 [8] (0:11.23)	0:23.16 [8] (0:11.34)	0:11.82 [9] (0:11.82)
Average Speed [km/h]	50.4	65.9	64.2	63.9	63.6	60.3
Top Speed [km/h]	64.1	67.0	66.1	65.1	65.1	62.9
Avg. Dist. to Rail [m]	5.5	1.2	0.5	0.8	0.7	0.7
Avg. Stride Freq. [Hz]	2.2	2.3	2.2	2.3	2.3	2.2
Avg. Stride Length [m]	6.9	8.0	8.1	8.0	7.8	7.7



[] Ranking at each section and finish
 -:-:- No data available at this section
 NA No data available

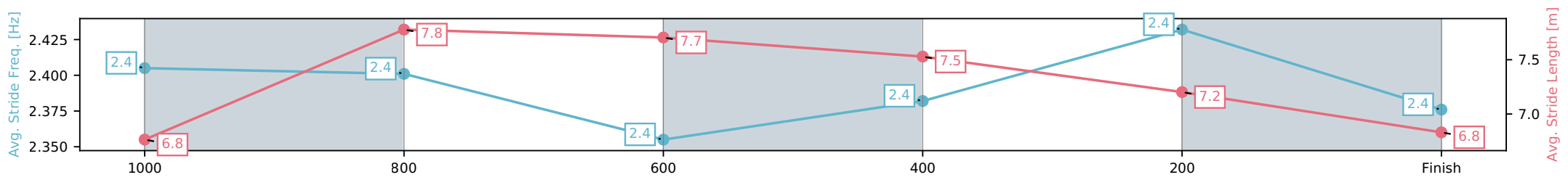
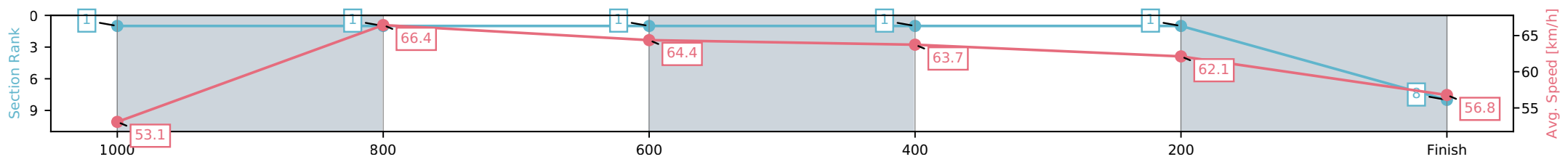
Horse/Jockey Name	Mount Fuji/Bella Youngberry
Finish Rank	8
Fastest Section Time (Section)	0:10.85 (1000-800)
Top Speed [km/h] (Section)	68.3 (1000-800)
Race State	Finished



Aquis Park Gold Coast QLD
 Race 5: Hume Doors & Timber BM70 Handicap - 1200m
 27 June 2026 - 6:41PM
 Track Rating: Soft 5, Weather: Fine, Rail Position: +6m 1000m-W/Post, +3m Remainder



Section	L1200	L1000	L800	L600	L400	L200
Section Times	1:11.27 (0:13.89)	0:57.38 [1] (0:10.85)	0:46.53 [1] (0:11.15)	0:35.38 [1] (0:11.22)	0:24.16 [1] (0:11.62)	0:12.54 [1] (0:12.54)
Average Speed [km/h]	53.1	66.4	64.4	63.7	62.1	56.8
Top Speed [km/h]	66.5	68.3	65.3	65.2	62.9	60.1
Avg. Dist. to Rail [m]	3.5	0.9	1.4	1.4	1.1	1.5
Avg. Stride Freq. [Hz]	2.4	2.4	2.4	2.4	2.4	2.4
Avg. Stride Length [m]	6.8	7.8	7.7	7.5	7.2	6.8



[] Ranking at each section and finish
 -:-:- No data available at this section
 NA No data available

Horse/Jockey Name	Ralphie/Jett Newman
Finish Rank	9
Fastest Section Time (Section)	0:10.80 (1000-800)
Top Speed [km/h] (Section)	68.7 (1000-800)
Race State	Finished



Aquis Park Gold Coast QLD

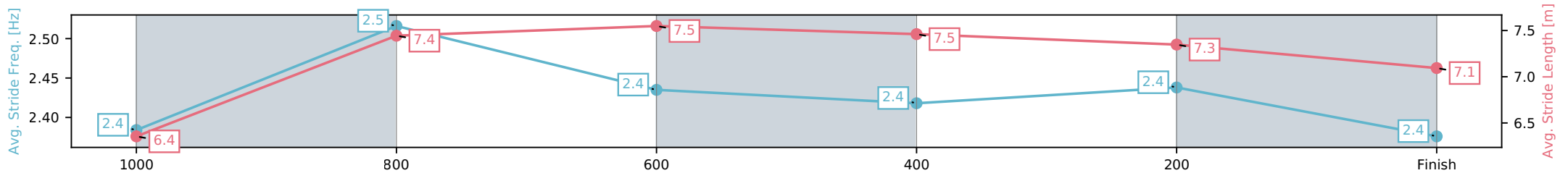
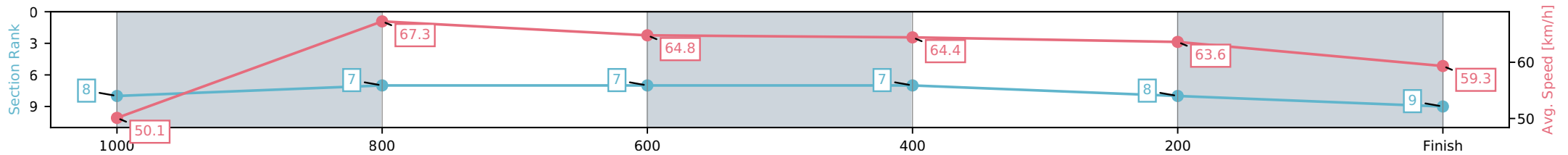
Race 5: Hume Doors & Timber BM70 Handicap - 1200m

27 June 2026 - 6:41PM

Track Rating: Soft 5, Weather: Fine, Rail Position: +6m 1000m-W/Post, +3m Remainder



Section	L1200	L1000	L800	L600	L400	L200
Section Times	1:11.38 (0:14.72)	0:56.66 [8] (0:10.80)	0:45.86 [7] (0:11.19)	0:34.67 [7] (0:11.28)	0:23.39 [7] (0:11.38)	0:12.01 [8] (0:12.01)
Average Speed [km/h]	50.1	67.3	64.8	64.4	63.6	59.3
Top Speed [km/h]	63.8	68.7	67.0	65.4	64.2	62.6
Avg. Dist. to Rail [m]	7.4	1.4	1.4	1.4	5.1	8.4
Avg. Stride Freq. [Hz]	2.4	2.5	2.4	2.4	2.4	2.4
Avg. Stride Length [m]	6.4	7.4	7.5	7.5	7.3	7.1



- [] Ranking at each section and finish
- :-:- No data available at this section
- NA No data available

Horse/Jockey Name	Enforceable/Jaden Lloyd
Finish Rank	1
Fastest Section Time (Section)	0:10.91 (1200-1000)
Top Speed [km/h] (Section)	66.9 (1200-1000)
Race State	Finished



Aquis Park Gold Coast QLD

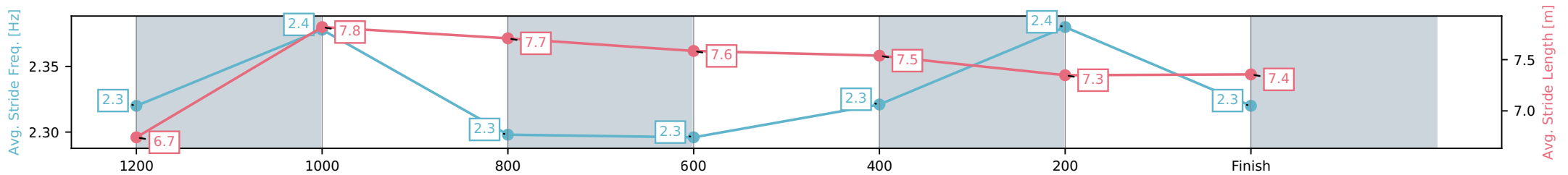
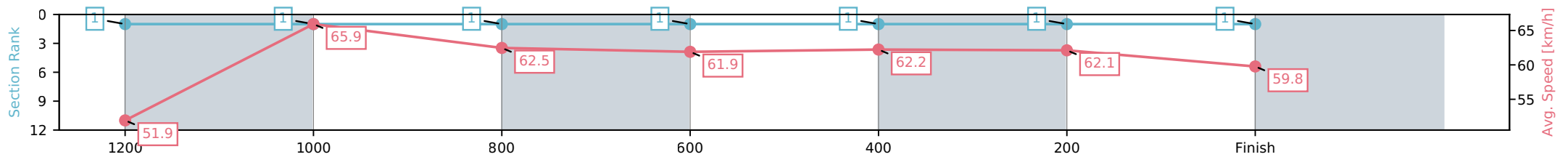
Race 6: Langs Building Supplies QTIS Three-Years-Old BM65 Handicap - 1400m

27 June 2026 - 7:13PM

Track Rating: Soft 5, Weather: Fine, Rail Position: +6m 1000m-W/Post, +3m Remainder



Section	L1400	L1200	L1000	L800	L600	L400	L200
Section Times	1:23.31 (0:14.26)	1:09.05 [1] (0:10.91)	0:58.14 [1] (0:11.43)	0:46.71 [1] (0:11.60)	0:35.11 [1] (0:11.57)	0:23.54 [1] (0:11.61)	0:11.93 [1] (0:11.93)
Average Speed [km/h]	51.9	65.9	62.5	61.9	62.2	62.1	59.8
Top Speed [km/h]	66.0	66.9	64.8	63.6	63.6	63.2	61.9
Avg. Dist. to Rail [m]	7.4	1.1	1.6	0.8	0.6	1.1	1.5
Avg. Stride Freq. [Hz]	2.3	2.4	2.3	2.3	2.3	2.4	2.3
Avg. Stride Length [m]	6.7	7.8	7.7	7.6	7.5	7.3	7.4



[] Ranking at each section and finish
 -:-:- No data available at this section
 NA No data available

Horse/Jockey Name	Ave Cantare/Bella Youngberry
Finish Rank	2
Fastest Section Time (Section)	0:11.04 (1200-1000)
Top Speed [km/h] (Section)	66.9 (1200-1000)
Race State	Finished



Aquis Park Gold Coast QLD

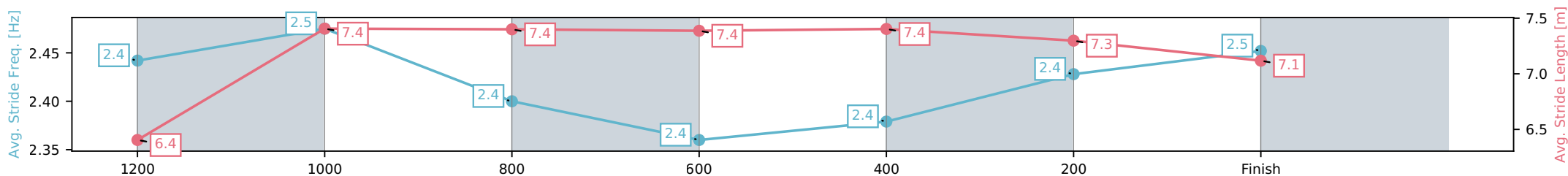
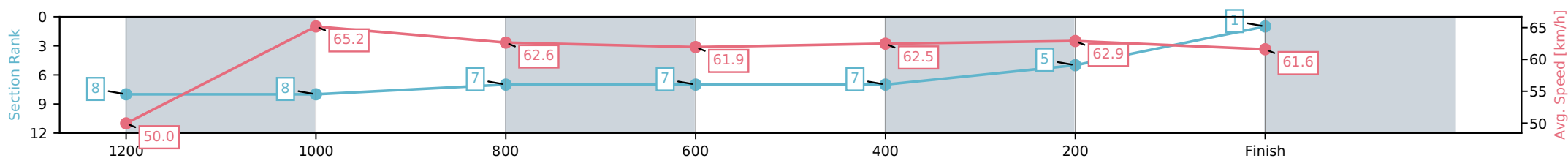
Race 6: Langs Building Supplies QTIS Three-Years-Old BM65 Handicap - 1400m

27 June 2026 - 7:13PM

Track Rating: Soft 5, Weather: Fine, Rail Position: +6m 1000m-W/Post, +3m Remainder



Section	L1400	L1200	L1000	L800	L600	L400	L200
Section Times	1:23.31 (0:14.78)	1:08.53 [8] (0:11.04)	0:57.49 [8] (0:11.32)	0:46.16 [7] (0:11.58)	0:34.59 [7] (0:11.53)	0:23.06 [7] (0:11.47)	0:11.58 [5] (0:11.58)
Average Speed [km/h]	50.0	65.2	62.6	61.9	62.5	62.9	61.6
Top Speed [km/h]	63.0	66.9	64.3	63.4	64.5	63.8	62.4
Avg. Dist. to Rail [m]	4.2	0.9	2.3	1.2	0.9	1.8	2.8
Avg. Stride Freq. [Hz]	2.4	2.5	2.4	2.4	2.4	2.4	2.5
Avg. Stride Length [m]	6.4	7.4	7.4	7.4	7.4	7.3	7.1



- [] Ranking at each section and finish
- :-:- No data available at this section
- NA No data available

Horse/Jockey Name	Mishani Witness/Olivia Kendal
Finish Rank	3
Fastest Section Time (Section)	0:11.15 (600-400)
Top Speed [km/h] (Section)	65.4 (600-400)
Race State	Finished



Aquis Park Gold Coast QLD

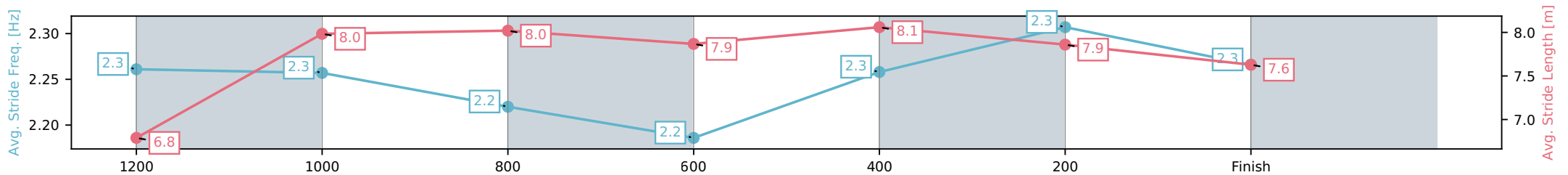
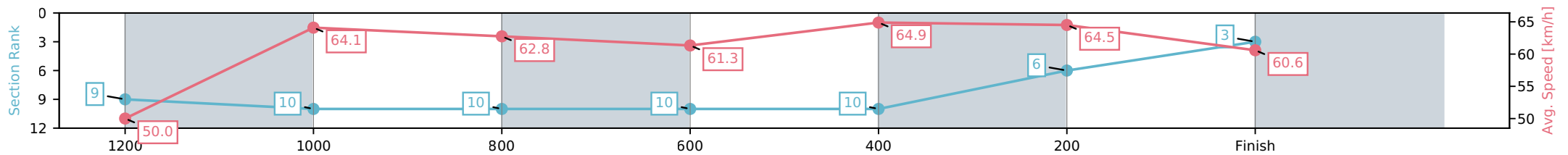
Race 6: Langs Building Supplies QTIS Three-Years-Old BM65 Handicap - 1400m

27 June 2026 - 7:13PM

Track Rating: Soft 5, Weather: Fine, Rail Position: +6m 1000m-W/Post, +3m Remainder



Section	L1400	L1200	L1000	L800	L600	L400	L200
Section Times	1:23.50 (0:14.80)	1:08.70 [9] (0:11.24)	0:57.46 [10] (0:11.56)	0:45.90 [10] (0:11.77)	0:34.13 [10] (0:11.15)	0:22.98 [10] (0:11.22)	0:11.76 [6] (0:11.76)
Average Speed [km/h]	50.0	64.1	62.8	61.3	64.9	64.5	60.6
Top Speed [km/h]	63.5	64.7	64.6	63.0	65.4	65.0	63.4
Avg. Dist. to Rail [m]	11.0	2.7	1.4	0.8	1.3	5.6	7.7
Avg. Stride Freq. [Hz]	2.3	2.3	2.2	2.2	2.3	2.3	2.3
Avg. Stride Length [m]	6.8	8.0	8.0	7.9	8.1	7.9	7.6



- [] Ranking at each section and finish
- :-:- No data available at this section
- NA No data available

Horse/Jockey Name	Ninjask/Danny Peisley
Finish Rank	4
Fastest Section Time (Section)	0:11.10 (1200-1000)
Top Speed [km/h] (Section)	66.8 (1200-1000)
Race State	Finished



Aquis Park Gold Coast QLD

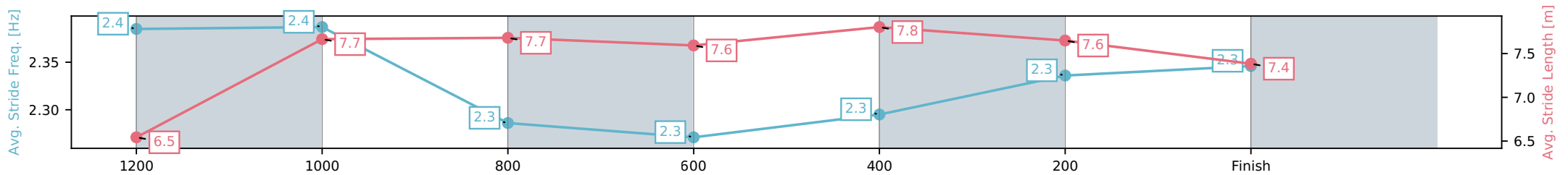
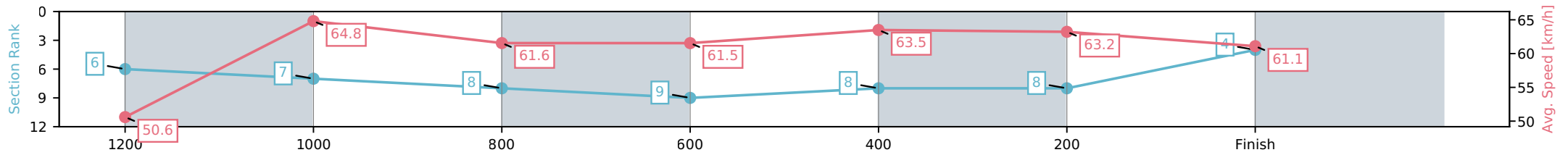
Race 6: Langs Building Supplies QTIS Three-Years-Old BM65
Handicap - 1400m

27 June 2026 - 7:13PM

Track Rating: Soft 5, Weather: Fine, Rail Position: +6m 1000m-W/Post,
+3m Remainder



Section	L1400	L1200	L1000	L800	L600	L400	L200
Section Times	1:23.51 (0:14.63)	1:08.88 [6] (0:11.10)	0:57.78 [7] (0:11.66)	0:46.12 [8] (0:11.67)	0:34.45 [9] (0:11.34)	0:23.11 [8] (0:11.42)	0:11.68 [8] (0:11.68)
Average Speed [km/h]	50.6	64.8	61.6	61.5	63.5	63.2	61.1
Top Speed [km/h]	65.1	66.8	64.4	63.8	64.1	65.0	62.4
Avg. Dist. to Rail [m]	7.4	1.4	1.0	0.7	0.9	5.1	7.4
Avg. Stride Freq. [Hz]	2.4	2.4	2.3	2.3	2.3	2.3	2.3
Avg. Stride Length [m]	6.5	7.7	7.7	7.6	7.8	7.6	7.4



- [] Ranking at each section and finish
- :-:- No data available at this section
- NA No data available

Horse/Jockey Name	Adorable Thought/Damien Boche
Finish Rank	5
Fastest Section Time (Section)	0:10.99 (1200-1000)
Top Speed [km/h] (Section)	66.5 (1200-1000)
Race State	Finished



Aquis Park Gold Coast QLD

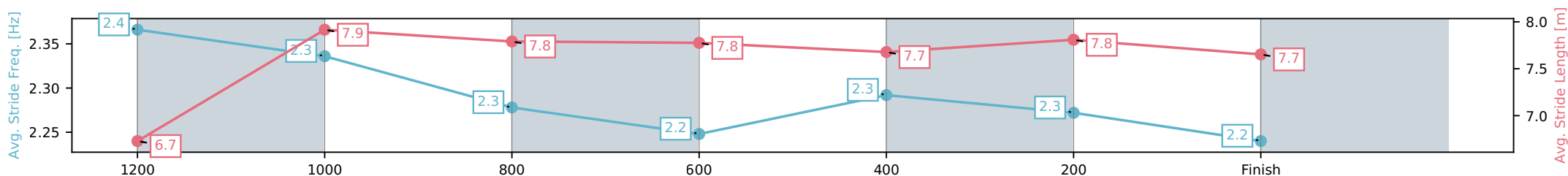
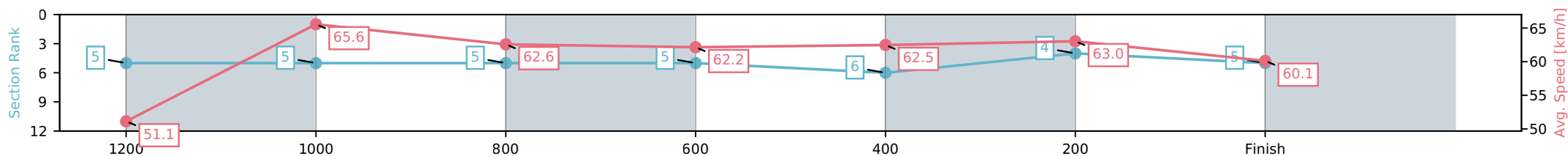
Race 6: Langs Building Supplies QTIS Three-Years-Old BM65 Handicap - 1400m

27 June 2026 - 7:13PM

Track Rating: Soft 5, Weather: Fine, Rail Position: +6m 1000m-W/Post, +3m Remainder



Section	L1400	L1200	L1000	L800	L600	L400	L200
Section Times	1:23.52 (0:14.50)	1:09.02 [5] (0:10.99)	0:58.02 [5] (0:11.46)	0:46.56 [5] (0:11.65)	0:34.91 [5] (0:11.60)	0:23.31 [6] (0:11.45)	0:11.86 [4] (0:11.86)
Average Speed [km/h]	51.1	65.6	62.6	62.2	62.5	63.0	60.1
Top Speed [km/h]	66.2	66.5	63.9	63.3	63.6	64.8	63.3
Avg. Dist. to Rail [m]	5.8	0.3	1.1	1.1	1.3	2.3	2.7
Avg. Stride Freq. [Hz]	2.4	2.3	2.3	2.2	2.3	2.3	2.2
Avg. Stride Length [m]	6.7	7.9	7.8	7.8	7.7	7.8	7.7



- [] Ranking at each section and finish
- :-:- No data available at this section
- NA No data available

Horse/Jockey Name	Fire Bomber/Kyle Wilson-Taylor
Finish Rank	6
Fastest Section Time (Section)	0:10.93 (1200-1000)
Top Speed [km/h] (Section)	66.2 (1200-1000)
Race State	Finished



Aquis Park Gold Coast QLD

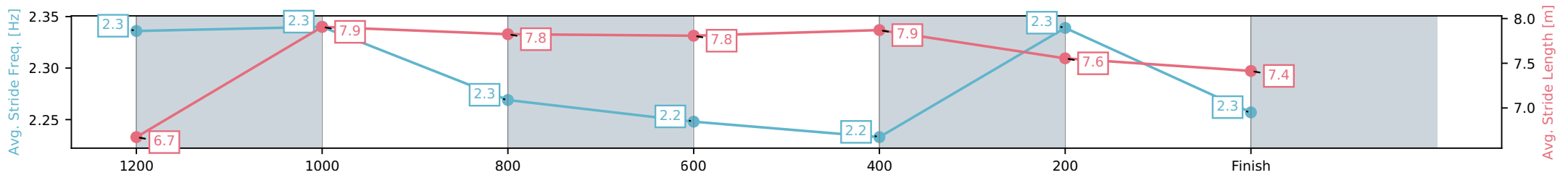
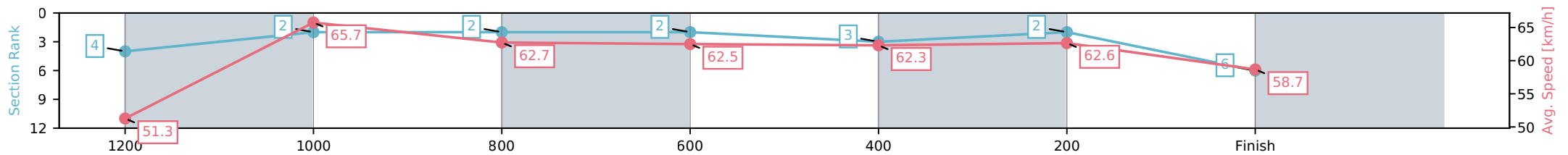
Race 6: Langs Building Supplies QTIS Three-Years-Old BM65 Handicap - 1400m

27 June 2026 - 7:13PM

Track Rating: Soft 5, Weather: Fine, Rail Position: +6m 1000m-W/Post, +3m Remainder



Section	L1400	L1200	L1000	L800	L600	L400	L200
Section Times	1:23.61 (0:14.42)	1:09.19 [4] (0:10.93)	0:58.26 [2] (0:11.48)	0:46.78 [2] (0:11.55)	0:35.23 [2] (0:11.55)	0:23.68 [3] (0:11.50)	0:12.18 [2] (0:12.18)
Average Speed [km/h]	51.3	65.7	62.7	62.5	62.3	62.6	58.7
Top Speed [km/h]	65.9	66.2	64.5	63.5	63.2	63.6	61.7
Avg. Dist. to Rail [m]	5.3	0.3	1.6	1.3	0.6	1.1	0.6
Avg. Stride Freq. [Hz]	2.3	2.3	2.3	2.2	2.2	2.3	2.3
Avg. Stride Length [m]	6.7	7.9	7.8	7.8	7.9	7.6	7.4



- [] Ranking at each section and finish
- :-:- No data available at this section
- NA No data available

Horse/Jockey Name	I'lltellyoutonight/Brandon Lerena
Finish Rank	7
Fastest Section Time (Section)	0:11.12 (1200-1000)
Top Speed [km/h] (Section)	66.3 (1200-1000)
Race State	Finished



Aquis Park Gold Coast QLD

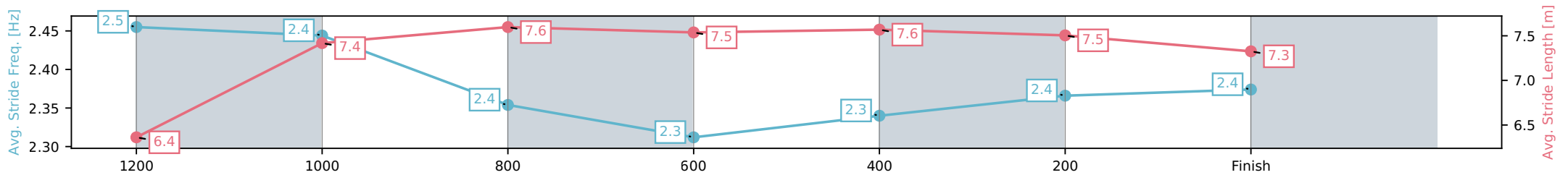
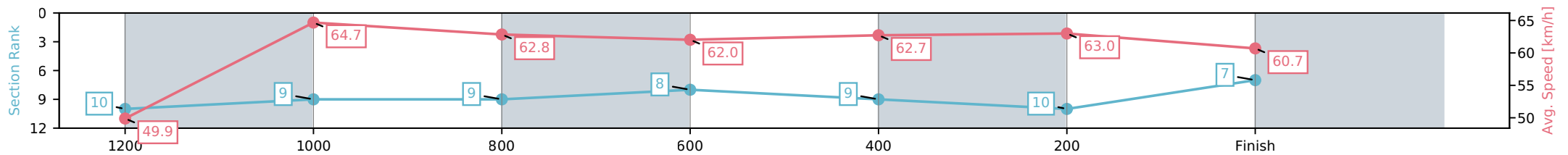
Race 6: Langs Building Supplies QTIS Three-Years-Old BM65 Handicap - 1400m

27 June 2026 - 7:13PM

Track Rating: Soft 5, Weather: Fine, Rail Position: +6m 1000m-W/Post, +3m Remainder



Section	L1400	L1200	L1000	L800	L600	L400	L200
Section Times	1:23.64 (0:14.85)	1:08.79 [10] (0:11.12)	0:57.68 [9] (0:11.47)	0:46.21 [9] (0:11.60)	0:34.61 [8] (0:11.42)	0:23.20 [9] (0:11.45)	0:11.75 [10] (0:11.75)
Average Speed [km/h]	49.9	64.7	62.8	62.0	62.7	63.0	60.7
Top Speed [km/h]	63.4	66.3	65.5	62.9	64.0	64.2	62.7
Avg. Dist. to Rail [m]	7.5	1.5	1.1	0.4	0.7	0.9	1.0
Avg. Stride Freq. [Hz]	2.5	2.4	2.4	2.3	2.3	2.4	2.4
Avg. Stride Length [m]	6.4	7.4	7.6	7.5	7.6	7.5	7.3



- [] Ranking at each section and finish
- :-:- No data available at this section
- NA No data available

Horse/Jockey Name	Halfchance/Leah Martyn
Finish Rank	8
Fastest Section Time (Section)	0:11.09 (1200-1000)
Top Speed [km/h] (Section)	65.6 (1200-1000)
Race State	Finished



Aquis Park Gold Coast QLD

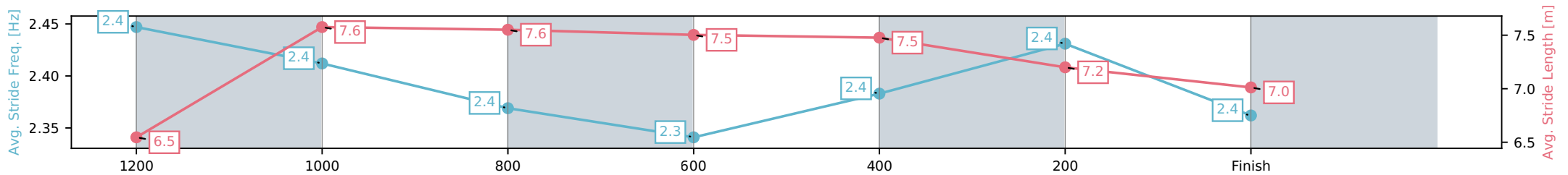
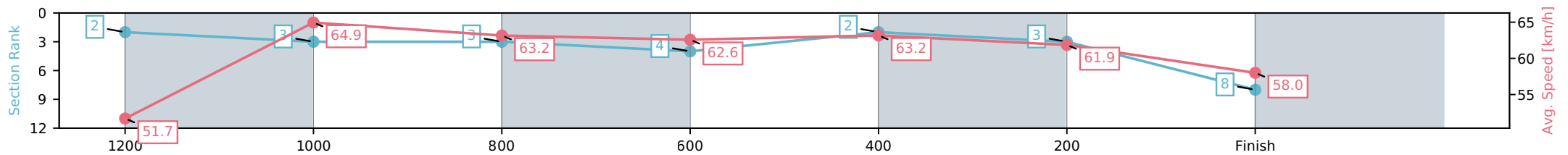
Race 6: Langs Building Supplies QTIS Three-Years-Old BM65 Handicap - 1400m

27 June 2026 - 7:13PM

Track Rating: Soft 5, Weather: Fine, Rail Position: +6m 1000m-W/Post, +3m Remainder



Section	L1400	L1200	L1000	L800	L600	L400	L200
Section Times	1:23.91 (0:14.34)	1:09.57 [2] (0:11.09)	0:58.48 [3] (0:11.44)	0:47.04 [3] (0:11.56)	0:35.48 [4] (0:11.49)	0:23.98 [2] (0:11.68)	0:12.30 [3] (0:12.30)
Average Speed [km/h]	51.7	64.9	63.2	62.6	63.2	61.9	58.0
Top Speed [km/h]	65.4	65.6	64.2	64.1	65.0	63.1	60.7
Avg. Dist. to Rail [m]	11.7	2.2	1.1	1.1	1.6	4.0	5.0
Avg. Stride Freq. [Hz]	2.4	2.4	2.4	2.3	2.4	2.4	2.4
Avg. Stride Length [m]	6.5	7.6	7.6	7.5	7.5	7.2	7.0



[] Ranking at each section and finish
 -:-:- No data available at this section
 NA No data available

Horse/Jockey Name	Elusive Domina/Tiffani Brooker
Finish Rank	9
Fastest Section Time (Section)	0:11.05 (1200-1000)
Top Speed [km/h] (Section)	66.6 (1400 - 1200)
Race State	Finished



Aquis Park Gold Coast QLD

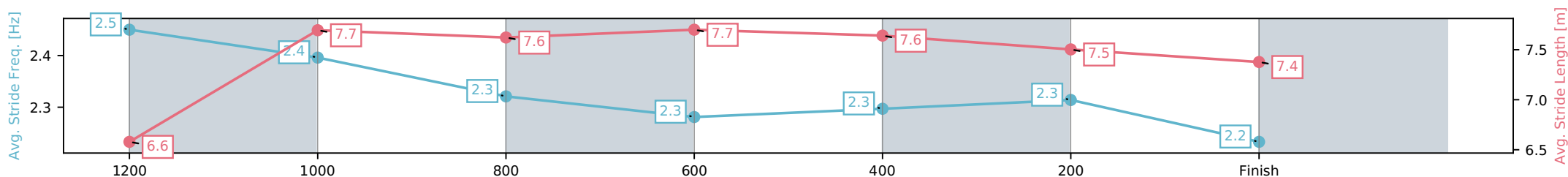
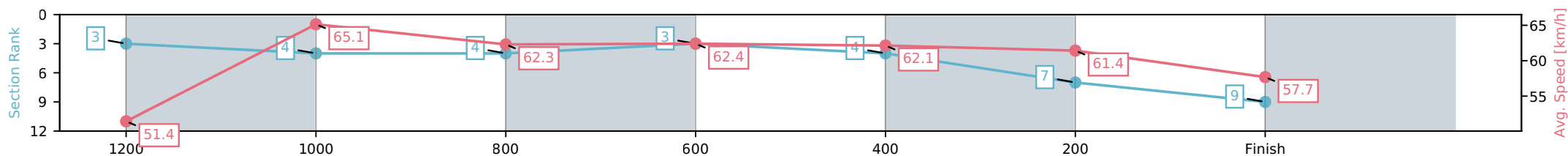
Race 6: Langs Building Supplies QTIS Three-Years-Old BM65 Handicap - 1400m

27 June 2026 - 7:13PM

Track Rating: Soft 5, Weather: Fine, Rail Position: +6m 1000m-W/Post, +3m Remainder



Section	L1400	L1200	L1000	L800	L600	L400	L200
Section Times	1:24.10 (0:14.40)	1:09.70 [3] (0:11.05)	0:58.65 [4] (0:11.44)	0:47.21 [4] (0:11.49)	0:35.72 [3] (0:11.60)	0:24.12 [4] (0:11.76)	0:12.36 [7] (0:12.36)
Average Speed [km/h]	51.4	65.1	62.3	62.4	62.1	61.4	57.7
Top Speed [km/h]	66.6	66.5	63.6	63.2	62.6	62.6	59.9
Avg. Dist. to Rail [m]	9.0	0.6	1.8	1.0	0.8	2.9	4.2
Avg. Stride Freq. [Hz]	2.5	2.4	2.3	2.3	2.3	2.3	2.2
Avg. Stride Length [m]	6.6	7.7	7.6	7.7	7.6	7.5	7.4



- [] Ranking at each section and finish
- :-:- No data available at this section
- NA No data available

Horse/Jockey Name	Wildspitze/Fred Larson
Finish Rank	10
Fastest Section Time (Section)	0:10.97 (1200-1000)
Top Speed [km/h] (Section)	66.9 (1200-1000)
Race State	Finished



Aquis Park Gold Coast QLD

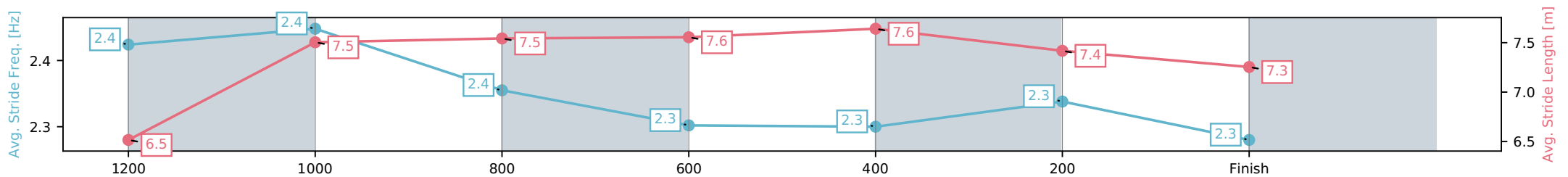
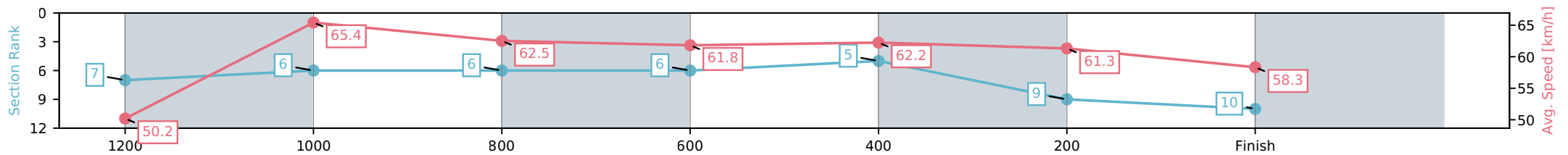
Race 6: Langs Building Supplies QTIS Three-Years-Old BM65 Handicap - 1400m

27 June 2026 - 7:13PM

Track Rating: Soft 5, Weather: Fine, Rail Position: +6m 1000m-W/Post, +3m Remainder



Section	L1400	L1200	L1000	L800	L600	L400	L200
Section Times	1:24.13 (0:14.68)	1:09.46 [7] (0:10.97)	0:58.49 [6] (0:11.39)	0:47.10 [6] (0:11.59)	0:35.52 [6] (0:11.48)	0:24.04 [5] (0:11.77)	0:12.27 [9] (0:12.27)
Average Speed [km/h]	50.2	65.4	62.5	61.8	62.2	61.3	58.3
Top Speed [km/h]	63.4	66.9	64.7	63.0	63.0	62.5	60.6
Avg. Dist. to Rail [m]	3.8	0.5	1.3	0.7	0.8	1.8	4.0
Avg. Stride Freq. [Hz]	2.4	2.4	2.4	2.3	2.3	2.3	2.3
Avg. Stride Length [m]	6.5	7.5	7.5	7.6	7.6	7.4	7.3



- [] Ranking at each section and finish
- :-:- No data available at this section
- NA No data available

Horse/Jockey Name	Muschialli/Stacey Callow
Finish Rank	1
Fastest Section Time (Section)	0:10.88 (600-400)
Top Speed [km/h] (Section)	67.0 (800-600)
Race State	Finished



Aquis Park Gold Coast QLD

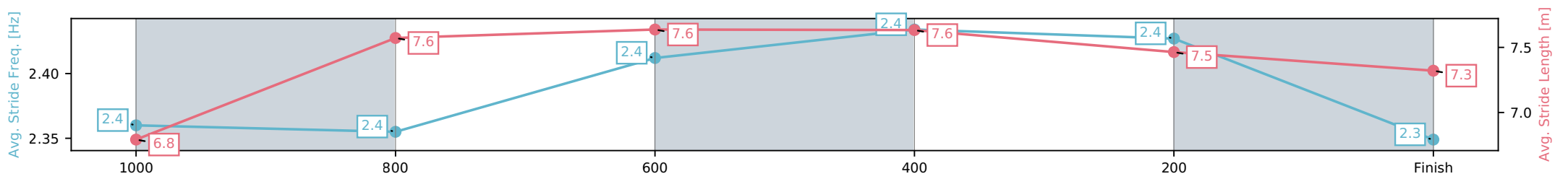
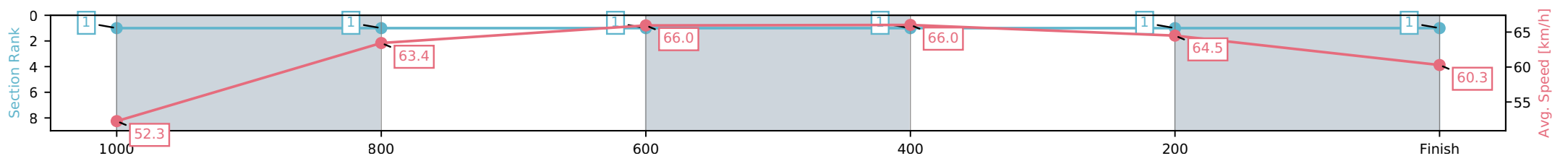
Race 7: Hyne Timber Handicap - 1200m

27 June 2026 - 7:50PM

Track Rating: Soft 5, Weather: Fine, Rail Position: +6m 1000m-W/Post, +3m Remainder



Section	L1200	L1000	L800	L600	L400	L200
Section Times	1:10.07 (0:14.01)	0:56.06 [1] (0:11.28)	0:44.78 [1] (0:10.88)	0:33.90 [1] (0:10.88)	0:23.02 [1] (0:11.19)	0:11.83 [1] (0:11.83)
Average Speed [km/h]	52.3	63.4	66.0	66.0	64.5	60.3
Top Speed [km/h]	63.9	64.6	67.0	66.9	65.4	63.2
Avg. Dist. to Rail [m]	1.5	1.5	0.6	0.6	3.0	5.6
Avg. Stride Freq. [Hz]	2.4	2.4	2.4	2.4	2.4	2.3
Avg. Stride Length [m]	6.8	7.6	7.6	7.6	7.5	7.3



[] Ranking at each section and finish
 -:-:- No data available at this section
 NA No data available

Horse/Jockey Name	Blitzburg/Karl Zechner
Finish Rank	2
Fastest Section Time (Section)	0:10.92 (600-400)
Top Speed [km/h] (Section)	67.1 (600-400)
Race State	Finished



Aquis Park Gold Coast QLD

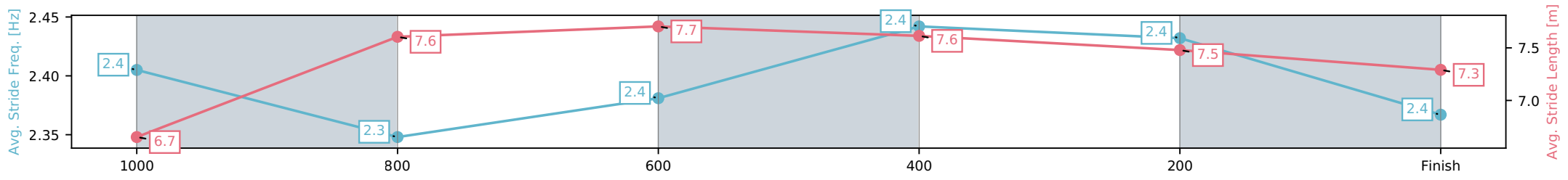
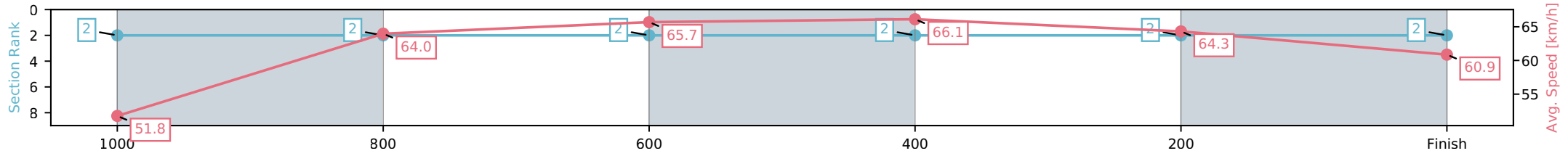
Race 7: Hyne Timber Handicap - 1200m

27 June 2026 - 7:50PM

Track Rating: Soft 5, Weather: Fine, Rail Position: +6m 1000m-W/Post, +3m Remainder



Section	L1200	L1000	L800	L600	L400	L200
Section Times	1:10.32 (0:14.20)	0:56.12 [2] (0:11.28)	0:44.84 [2] (0:10.99)	0:33.85 [2] (0:10.92)	0:22.94 [2] (0:11.22)	0:11.72 [2] (0:11.72)
Average Speed [km/h]	51.8	64.0	65.7	66.1	64.3	60.9
Top Speed [km/h]	62.3	65.3	66.8	67.1	65.2	62.5
Avg. Dist. to Rail [m]	3.6	0.8	0.5	0.7	3.4	4.4
Avg. Stride Freq. [Hz]	2.4	2.3	2.4	2.4	2.4	2.4
Avg. Stride Length [m]	6.7	7.6	7.7	7.6	7.5	7.3



[] Ranking at each section and finish
 -:-:- No data available at this section
 NA No data available

Horse/Jockey Name	Living Free/Bella Youngberry
Finish Rank	3
Fastest Section Time (Section)	0:10.87 (600-400)
Top Speed [km/h] (Section)	66.6 (600-400)
Race State	Finished



Aquis Park Gold Coast QLD

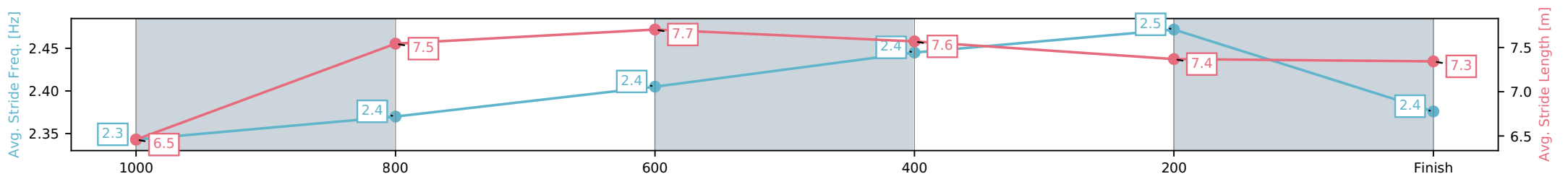
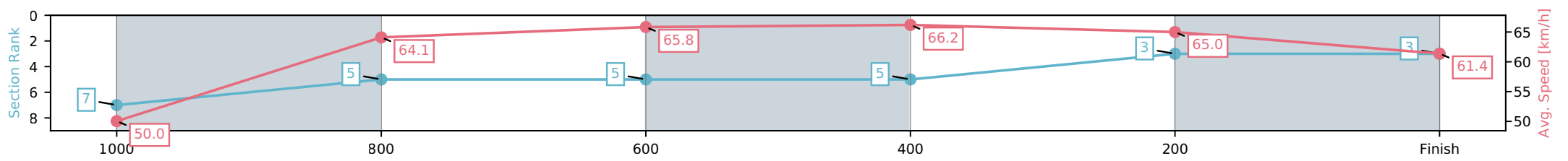
Race 7: Hyne Timber Handicap - 1200m

27 June 2026 - 7:50PM

Track Rating: Soft 5, Weather: Fine, Rail Position: +6m 1000m-W/Post, +3m Remainder



Section	L1200	L1000	L800	L600	L400	L200
Section Times	1:10.51 (0:14.63)	0:55.88 [7] (0:11.28)	0:44.60 [5] (0:10.96)	0:33.63 [5] (0:10.87)	0:22.76 [5] (0:11.11)	0:11.65 [3] (0:11.65)
Average Speed [km/h]	50.0	64.1	65.8	66.2	65.0	61.4
Top Speed [km/h]	62.6	66.4	66.5	66.6	66.0	64.3
Avg. Dist. to Rail [m]	4.5	1.4	1.1	0.5	4.5	7.5
Avg. Stride Freq. [Hz]	2.3	2.4	2.4	2.4	2.5	2.4
Avg. Stride Length [m]	6.5	7.5	7.7	7.6	7.4	7.3



[] Ranking at each section and finish
 -:-:- No data available at this section
 NA No data available

Horse/Jockey Name	Capital Asset/Dale Smith
Finish Rank	4
Fastest Section Time (Section)	0:10.94 (600-400)
Top Speed [km/h] (Section)	66.2 (600-400)
Race State	Finished



Aquis Park Gold Coast QLD

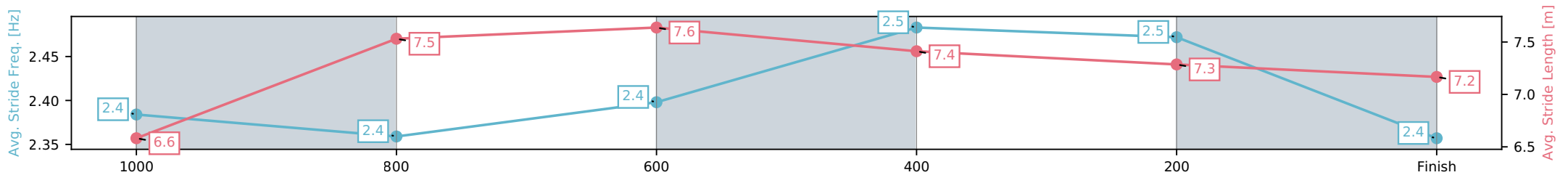
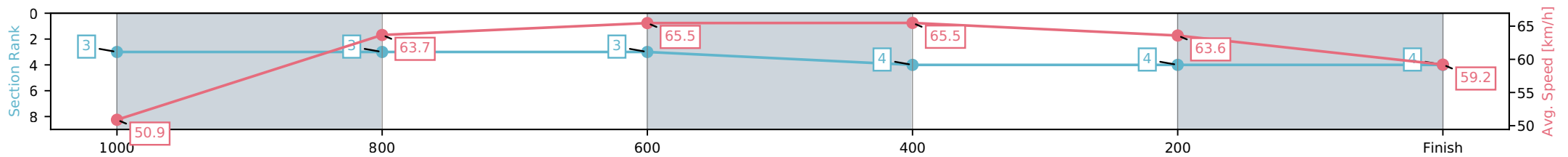
Race 7: Hyne Timber Handicap - 1200m

27 June 2026 - 7:50PM

Track Rating: Soft 5, Weather: Fine, Rail Position: +6m 1000m-W/Post, +3m Remainder



Section	L1200	L1000	L800	L600	L400	L200
Section Times	1:11.00 (0:14.43)	0:56.57 [3] (0:11.29)	0:45.28 [3] (0:10.96)	0:34.32 [3] (0:10.94)	0:23.38 [4] (0:11.34)	0:12.04 [4] (0:12.04)
Average Speed [km/h]	50.9	63.7	65.5	65.5	63.6	59.2
Top Speed [km/h]	63.1	65.1	66.0	66.2	64.8	62.7
Avg. Dist. to Rail [m]	3.3	1.2	1.6	1.2	2.1	4.4
Avg. Stride Freq. [Hz]	2.4	2.4	2.4	2.5	2.5	2.4
Avg. Stride Length [m]	6.6	7.5	7.6	7.4	7.3	7.2



- [] Ranking at each section and finish
- :-:- No data available at this section
- NA No data available

Horse/Jockey Name	Rise Of The Masses/Micheal Hellyer
Finish Rank	5
Fastest Section Time (Section)	0:10.89 (800-600)
Top Speed [km/h] (Section)	67.6 (600-400)
Race State	Finished



Aquis Park Gold Coast QLD

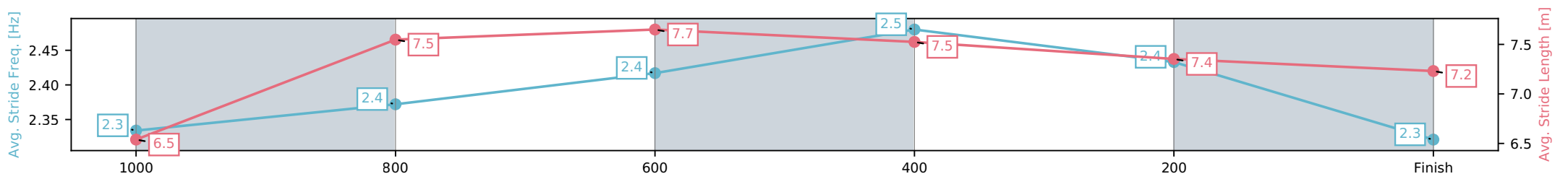
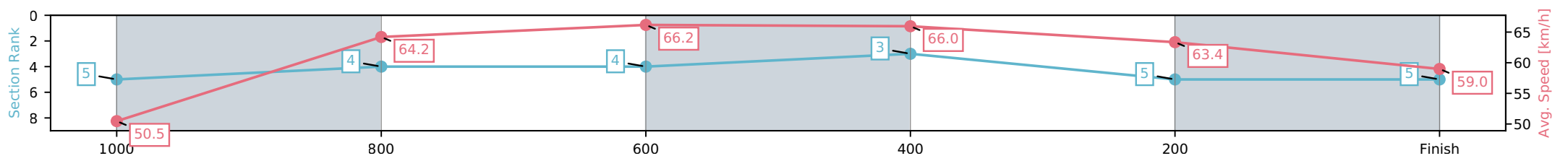
Race 7: Hyne Timber Handicap - 1200m

27 June 2026 - 7:50PM

Track Rating: Soft 5, Weather: Fine, Rail Position: +6m 1000m-W/Post, +3m Remainder



Section	L1200	L1000	L800	L600	L400	L200
Section Times	1:11.11 (0:14.53)	0:56.58 [5] (0:11.28)	0:45.31 [4] (0:10.89)	0:34.42 [4] (0:10.91)	0:23.51 [3] (0:11.42)	0:12.09 [5] (0:12.09)
Average Speed [km/h]	50.5	64.2	66.2	66.0	63.4	59.0
Top Speed [km/h]	62.8	65.9	67.2	67.6	64.7	61.6
Avg. Dist. to Rail [m]	4.9	1.1	0.4	0.5	4.4	7.2
Avg. Stride Freq. [Hz]	2.3	2.4	2.4	2.5	2.4	2.3
Avg. Stride Length [m]	6.5	7.5	7.7	7.5	7.4	7.2



[] Ranking at each section and finish
 -:-:- No data available at this section
 NA No data available

Horse/Jockey Name	Badgers Nuts/Scott Sheargold
Finish Rank	6
Fastest Section Time (Section)	0:10.94 (600-400)
Top Speed [km/h] (Section)	66.8 (600-400)
Race State	Finished



Aquis Park Gold Coast QLD

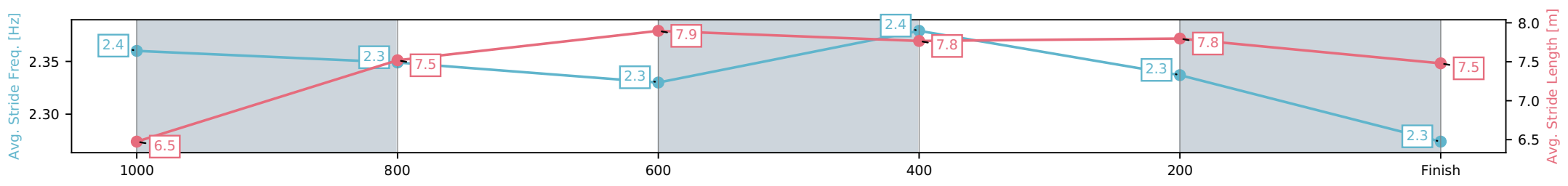
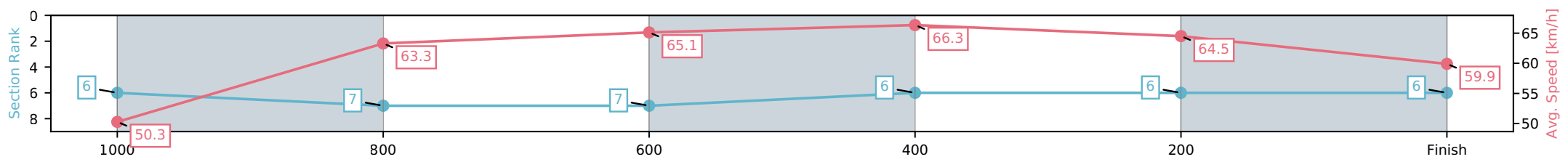
Race 7: Hyne Timber Handicap - 1200m

27 June 2026 - 7:50PM

Track Rating: Soft 5, Weather: Fine, Rail Position: +6m 1000m-W/Post, +3m Remainder



Section	L1200	L1000	L800	L600	L400	L200
Section Times	1:11.18 (0:14.62)	0:56.56 [6] (0:11.43)	0:45.12 [7] (0:11.12)	0:34.00 [7] (0:10.94)	0:23.07 [6] (0:11.18)	0:11.89 [6] (0:11.89)
Average Speed [km/h]	50.3	63.3	65.1	66.3	64.5	59.9
Top Speed [km/h]	63.1	65.5	66.0	66.8	65.7	62.6
Avg. Dist. to Rail [m]	2.6	1.1	0.5	0.8	4.3	7.4
Avg. Stride Freq. [Hz]	2.4	2.3	2.3	2.4	2.3	2.3
Avg. Stride Length [m]	6.5	7.5	7.9	7.8	7.8	7.5



[] Ranking at each section and finish
 -:-:- No data available at this section
 NA No data available

Horse/Jockey Name	Hasten Delight/Tiffani Brooker
Finish Rank	7
Fastest Section Time (Section)	0:11.00 (600-400)
Top Speed [km/h] (Section)	66.0 (600-400)
Race State	Finished



Aquis Park Gold Coast QLD

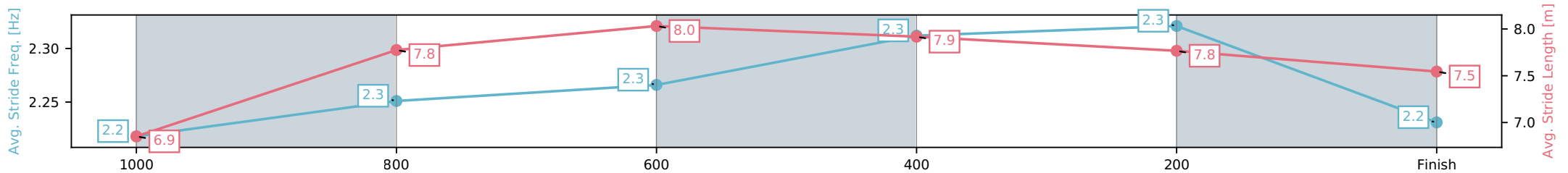
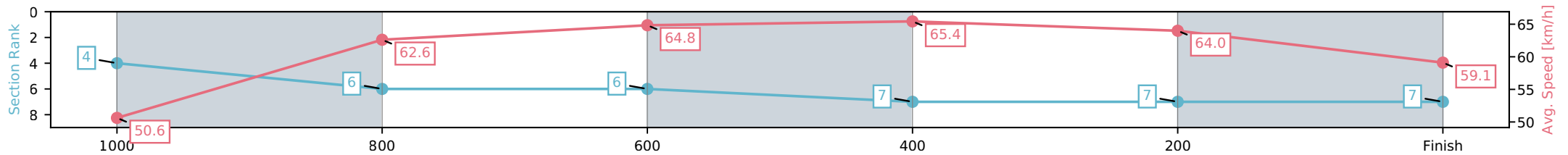
Race 7: Hyne Timber Handicap - 1200m

27 June 2026 - 7:50PM

Track Rating: Soft 5, Weather: Fine, Rail Position: +6m 1000m-W/Post, +3m Remainder



Section	L1200	L1000	L800	L600	L400	L200
Section Times	1:11.44 (0:14.50)	0:56.94 [4] (0:11.50)	0:45.43 [6] (0:11.13)	0:34.30 [6] (0:11.00)	0:23.30 [7] (0:11.24)	0:12.06 [7] (0:12.06)
Average Speed [km/h]	50.6	62.6	64.8	65.4	64.0	59.1
Top Speed [km/h]	63.2	64.5	65.3	66.0	64.6	62.2
Avg. Dist. to Rail [m]	1.7	1.0	0.7	0.7	1.1	2.0
Avg. Stride Freq. [Hz]	2.2	2.3	2.3	2.3	2.3	2.2
Avg. Stride Length [m]	6.9	7.8	8.0	7.9	7.8	7.5



[] Ranking at each section and finish
 -:-:- No data available at this section
 NA No data available



Aquis Park Gold Coast QLD - Race 8: Langs Building Supplies BM65 Handicap - 1800m 27 June 2026 - 8:21PM



Track Rating: Soft 5, Weather: Fine, Rail Position: +6m 1000m-W/Post, +3m Remainder

Field Times (Race Tempo) 1:51.27 (0:14.17) 1:37.10 (0:12.22) 1:24.89 (0:12.71) 1:12.17 (0:12.85) 0:59.33 (0:12.56) 0:46.76 (0:12.14) 0:34.62 (0:11.78) 0:22.84 (0:11.59)

Rank	TAB#	Horse	Overall Time	First 400m	Top Speed km/h (Section)	L1800	L1600	L1400	L1200	L1000	L800	L600	L400
	(BAR#)	Jockey	Margin (DT-W)	Last 600m	Fastest Section (Time)	Start - 1600	1600 - 1400	1400 - 1200	1200 - 1000	1000 - 800	800 - 600	600 - 400	400 - 200
1	3	Stranglehold	1:51.27	0:26.80	64.3 (200-0)	1:51.27	1:36.84 [3]	1:24.48 [3]	1:11.92 [3]	0:59.05 [3]	0:46.51 [3]	0:34.38 [2]	0:22.69 [2]
	(1)	Kyle Wilson-Taylor		0:34.38	200-0 (0:11.25)	(0:14.43)	(0:12.37)	(0:12.56)	(0:12.87)	(0:12.54)	(0:12.13)	(0:11.69)	(0:11.44)
2	6	Old Song	1:51.69	0:27.12	64.0 (400-200)	1:51.69	1:36.94 [6]	1:24.58 [5]	1:12.04 [5]	0:59.20 [5]	0:46.62 [5]	0:34.50 [5]	0:22.93 [4]
	(6)	Brandon Lerena	2.5L (-1)	0:34.50	200-0 (0:11.46)	(0:14.75)	(0:12.37)	(0:12.54)	(0:12.84)	(0:12.59)	(0:12.12)	(0:11.57)	(0:11.47)
3	1	Kiroro Peak	1:51.72	0:26.94	64.2 (400-200)	1:51.72	1:37.18 [4]	1:24.78 [4]	1:12.18 [4]	0:59.36 [4]	0:46.73 [4]	0:34.56 [4]	0:22.97 [3]
	(3)	Scott Sheargold	2.6L (-6)	0:34.55	400-200 (0:11.42)	(0:14.54)	(0:12.40)	(0:12.60)	(0:12.82)	(0:12.64)	(0:12.17)	(0:11.58)	(0:11.42)
4	9	Sea Warning	1:51.91	0:26.39	63.6 (1800 - 1600)	1:51.91	1:37.74 [1]	1:25.52 [1]	1:12.82 [1]	0:59.97 [1]	0:47.40 [1]	0:35.26 [1]	0:23.48 [1]
	(2)	McKenzie Apel	3.8L (+1)	0:35.26	200-0 (0:11.72)	(0:14.17)	(0:12.22)	(0:12.71)	(0:12.85)	(0:12.56)	(0:12.14)	(0:11.78)	(0:11.76)
5	5	Launcher	1:52.13	0:27.14	63.7 (400-200)	1:52.13	1:37.39 [5]	1:24.98 [6]	1:12.41 [6]	0:59.52 [6]	0:46.98 [6]	0:34.78 [6]	0:23.21 [6]
	(7)	Karl Zechner	5.1L (-5)	0:34.78	400-200 (0:11.50)	(0:14.74)	(0:12.40)	(0:12.57)	(0:12.90)	(0:12.54)	(0:12.20)	(0:11.57)	(0:11.50)
6	7	Pireonti	1:52.38	0:26.65	62.9 (1800 - 1600)	1:52.38	1:38.01 [2]	1:25.72 [2]	1:13.11 [2]	1:00.31 [2]	0:47.69 [2]	0:35.47 [3]	0:23.61 [5]
	(4)	Tiffani Brooker	6.5L (-6)	0:35.47	200-0 (0:11.80)	(0:14.37)	(0:12.28)	(0:12.61)	(0:12.80)	(0:12.62)	(0:12.22)	(0:11.86)	(0:11.81)
7	2	Power Pack	1:52.76	0:27.31	63.4 (600-400)	1:52.76	1:37.70 [7]	1:25.46 [7]	1:12.82 [7]	0:59.86 [7]	0:47.31 [7]	0:35.17 [7]	0:23.55 [7]
	(5)	Stacey Callow	8.8L (-7)	0:35.17	600-400 (0:11.62)	(0:15.06)	(0:12.25)	(0:12.64)	(0:12.96)	(0:12.56)	(0:12.14)	(0:11.62)	(0:11.73)

Scratched: Bodhran (#4), Notes (#8)

Report Created: Sat 27 June 2026

(Note: Races are conducted over an approximate distance as close as possible to the advertised distance, and recorded data may vary accordingly. Official times refer to race times only and do not include handicap times.)

[] Position in running at each section and finish TAB# Saddle cloth number
 -:-:- No data available at this section BAR# Barrier/Gate Position
 NA No data available DNF Did not finish
 DNT Did not track DT-W Distance travelled compared to winner in metres

Fastest split
 Fastest section

data processed by **TRIPLESDATA**



Aquis Park Gold Coast QLD -
 Race 8: Langs Building Supplies BM65 Handicap - 1800m
 27 June 2026 - 8:21PM



Track Rating: Soft 5, Weather: Fine, Rail Position: +6m 1000m-W/Post, +3m Remainder

Field Times 0:11.25
 (Race Tempo) (0:11.25)

Rank	TAB#	Horse	Overall Time	First 400m	Top Speed km/h (Section)	L200								
	(BAR#)	Jockey	Margin (DT-W)	Last 600m	Fastest Section (Time)	200 - Finish								
1	3	Stranglehold	1:51.27	0:26.80	64.3 (200-0)	0:11.25 [1]								
	(1)	Kyle Wilson-Taylor		0:34.38	200-0 (0:11.25)	(0:11.25)								
2	6	Old Song	1:51.69	0:27.12	64.0 (400-200)	0:11.46 [4]								
	(6)	Brandon Lerena	2.5L (-1)	0:34.50	200-0 (0:11.46)	(0:11.46)								
3	1	Kiroro Peak	1:51.72	0:26.94	64.2 (400-200)	0:11.55 [2]								
	(3)	Scott Sheargold	2.6L (-6)	0:34.55	400-200 (0:11.42)	(0:11.55)								
4	9	Sea Warning	1:51.91	0:26.39	63.6 (1800 - 1600)	0:11.72 [3]								
	(2)	McKenzie Apel	3.8L (+1)	0:35.26	200-0 (0:11.72)	(0:11.72)								
5	5	Launcher	1:52.13	0:27.14	63.7 (400-200)	0:11.71 [5]								
	(7)	Karl Zechner	5.1L (-5)	0:34.78	400-200 (0:11.50)	(0:11.71)								
6	7	Pireonti	1:52.38	0:26.65	62.9 (1800 - 1600)	0:11.80 [6]								
	(4)	Tiffani Brooker	6.5L (-6)	0:35.47	200-0 (0:11.80)	(0:11.80)								
7	2	Power Pack	1:52.76	0:27.31	63.4 (600-400)	0:11.82 [7]								
	(5)	Stacey Callow	8.8L (-7)	0:35.17	600-400 (0:11.62)	(0:11.82)								

Scratched: Bodhran (#4), Notes (#8)

Report Created: Sat 27 June 2026
 (Note: Races are conducted over an approximate distance as close as possible to the advertised distance, and recorded data may vary accordingly. Official times refer to race times only and do not include handicap times.)

[] Position in running at each section and finish TAB# Saddle cloth number
 -:--:-- No data available at this section BAR# Barrier/Gate Position
 NA No data available DNF Did not finish
 DNT Did not track DT-W Distance travelled compared to winner in metres

Fastest split
 Fastest section

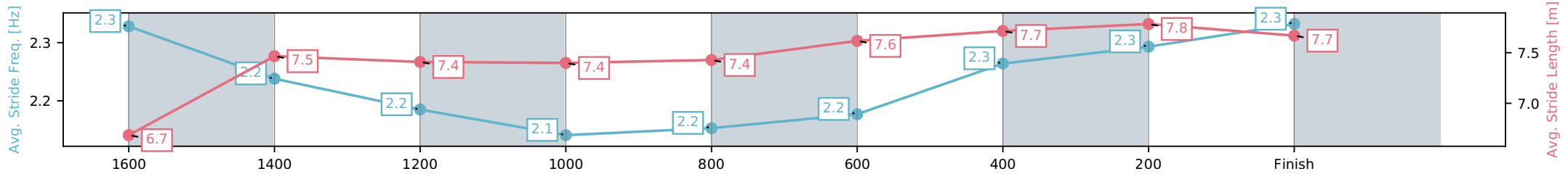
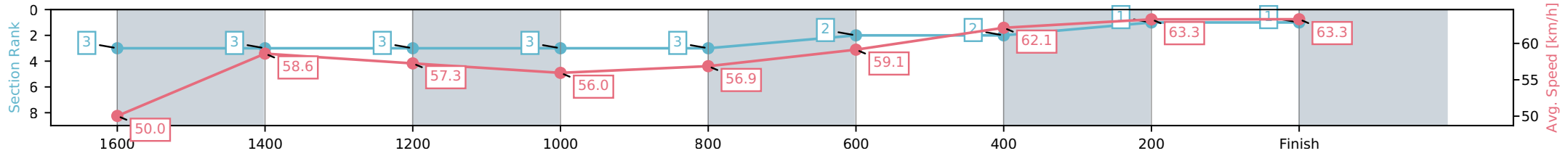
Horse/Jockey Name	Stranglehold/Kyle Wilson-Taylor
Finish Rank	1
Fastest Section Time (Section)	0:11.25 (200-0)
Top Speed [km/h] (Section)	64.3 (200-0)
Race State	Finished



Aquis Park Gold Coast QLD
 Race 8: Langs Building Supplies BM65 Handicap - 1800m
 27 June 2026 - 8:21PM
 Track Rating: Soft 5, Weather: Fine, Rail Position: +6m 1000m-W/Post, +3m Remainder



Section	L1800	L1600	L1400	L1200	L1000	L800	L600	L400	L200
Section Times	1:51.27 (0:14.43)	1:36.84 [3] (0:12.37)	1:24.48 [3] (0:12.56)	1:11.92 [3] (0:12.87)	0:59.05 [3] (0:12.54)	0:46.51 [3] (0:12.13)	0:34.38 [2] (0:11.69)	0:22.69 [2] (0:11.44)	0:11.25 [1] (0:11.25)
Average Speed [km/h]	50.0	58.6	57.3	56.0	56.9	59.1	62.1	63.3	63.3
Top Speed [km/h]	61.9	61.1	57.8	56.7	57.9	60.5	62.8	63.9	64.3
Avg. Dist. to Rail [m]	3.5	1.2	0.5	0.8	1.7	0.7	1.9	5.0	6.2
Avg. Stride Freq. [Hz]	2.3	2.2	2.2	2.1	2.2	2.2	2.3	2.3	2.3
Avg. Stride Length [m]	6.7	7.5	7.4	7.4	7.4	7.4	7.6	7.7	7.7



[] Ranking at each section and finish
 -:-:- No data available at this section
 NA No data available

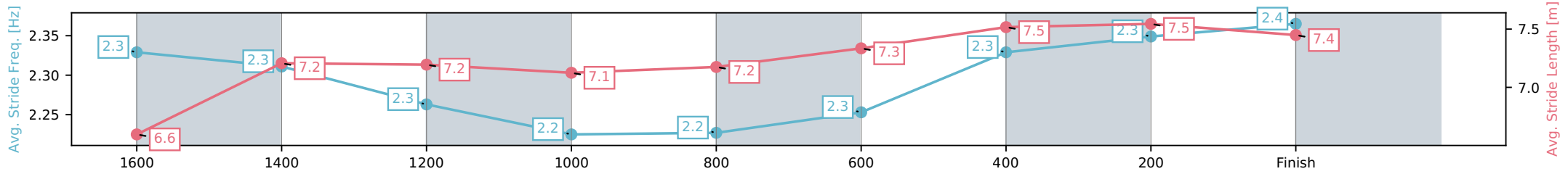
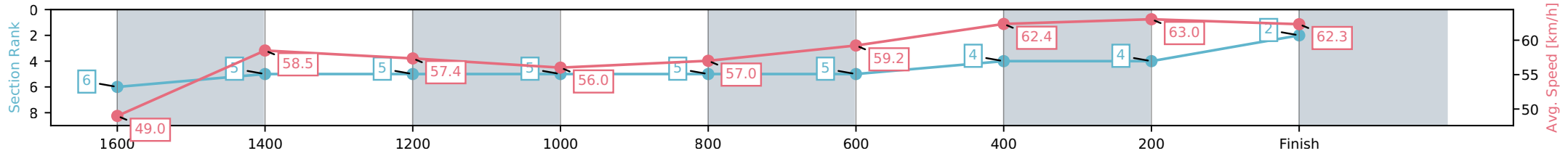
Horse/Jockey Name	Old Song/Brandon Lerena
Finish Rank	2
Fastest Section Time (Section)	0:11.46 (200-0)
Top Speed [km/h] (Section)	64.0 (400-200)
Race State	Finished



Aquis Park Gold Coast QLD
 Race 8: Langs Building Supplies BM65 Handicap - 1800m
 27 June 2026 - 8:21PM
 Track Rating: Soft 5, Weather: Fine, Rail Position: +6m 1000m-W/Post, +3m Remainder



Section	L1800	L1600	L1400	L1200	L1000	L800	L600	L400	L200
Section Times	1:51.69 (0:14.75)	1:36.94 [6] (0:12.37)	1:24.58 [5] (0:12.54)	1:12.04 [5] (0:12.84)	0:59.20 [5] (0:12.59)	0:46.62 [5] (0:12.12)	0:34.50 [5] (0:11.57)	0:22.93 [4] (0:11.47)	0:11.46 [4] (0:11.46)
Average Speed [km/h]	49.0	58.5	57.4	56.0	57.0	59.2	62.4	63.0	62.3
Top Speed [km/h]	62.0	61.0	58.3	57.6	59.4	61.3	62.8	64.0	63.8
Avg. Dist. to Rail [m]	6.4	1.1	0.9	0.7	1.0	0.7	1.1	3.6	1.8
Avg. Stride Freq. [Hz]	2.3	2.3	2.3	2.2	2.2	2.3	2.3	2.3	2.4
Avg. Stride Length [m]	6.6	7.2	7.2	7.1	7.2	7.3	7.5	7.5	7.4



[] Ranking at each section and finish
 -:-:- No data available at this section
 NA No data available

Horse/Jockey Name	Kiroro Peak/Scott Sheargold
Finish Rank	3
Fastest Section Time (Section)	0:11.42 (400-200)
Top Speed [km/h] (Section)	64.2 (400-200)
Race State	Finished



Aquis Park Gold Coast QLD

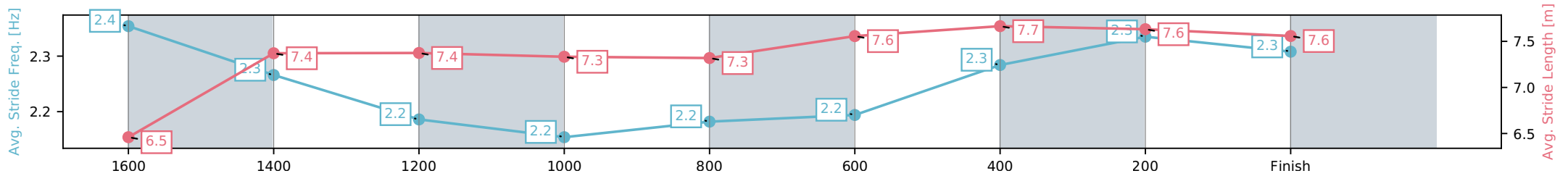
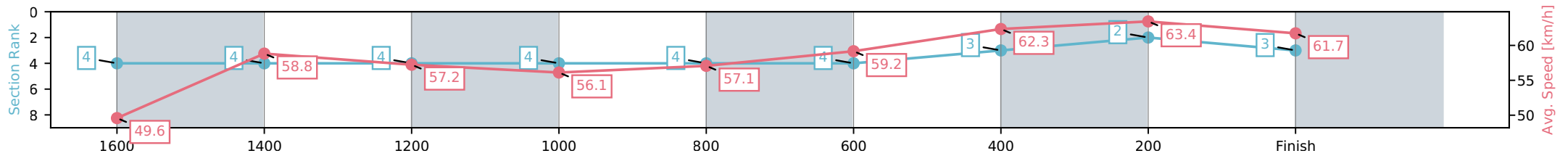
Race 8: Langs Building Supplies BM65 Handicap - 1800m

27 June 2026 - 8:21PM

Track Rating: Soft 5, Weather: Fine, Rail Position: +6m 1000m-W/Post, +3m Remainder



Section	L1800	L1600	L1400	L1200	L1000	L800	L600	L400	L200
Section Times	1:51.72 (0:14.54)	1:37.18 [4] (0:12.40)	1:24.78 [4] (0:12.60)	1:12.18 [4] (0:12.82)	0:59.36 [4] (0:12.64)	0:46.73 [4] (0:12.17)	0:34.56 [4] (0:11.58)	0:22.97 [3] (0:11.42)	0:11.55 [2] (0:11.55)
Average Speed [km/h]	49.6	58.8	57.2	56.1	57.1	59.2	62.3	63.4	61.7
Top Speed [km/h]	61.5	60.6	57.7	56.9	58.9	60.4	63.2	64.2	63.5
Avg. Dist. to Rail [m]	5.3	2.2	0.5	1.1	1.0	0.5	1.2	4.5	5.3
Avg. Stride Freq. [Hz]	2.4	2.3	2.2	2.2	2.2	2.2	2.3	2.3	2.3
Avg. Stride Length [m]	6.5	7.4	7.4	7.3	7.3	7.3	7.6	7.7	7.6



- [] Ranking at each section and finish
- :-:- No data available at this section
- NA No data available

Horse/Jockey Name	Sea Warning/McKenzie Apel
Finish Rank	4
Fastest Section Time (Section)	0:11.72 (200-0)
Top Speed [km/h] (Section)	63.6 (1800 - 1600)
Race State	Finished



Aquis Park Gold Coast QLD

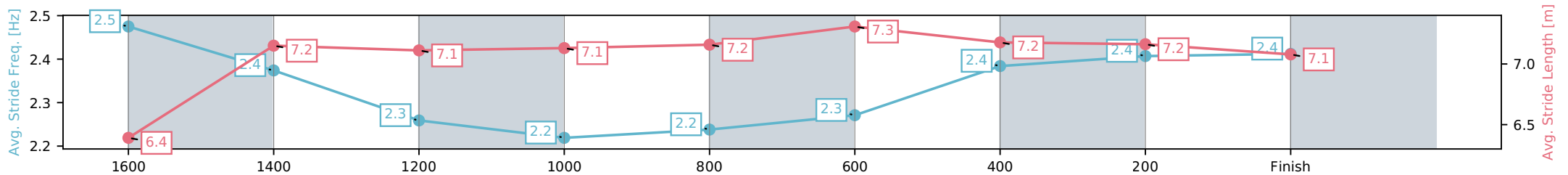
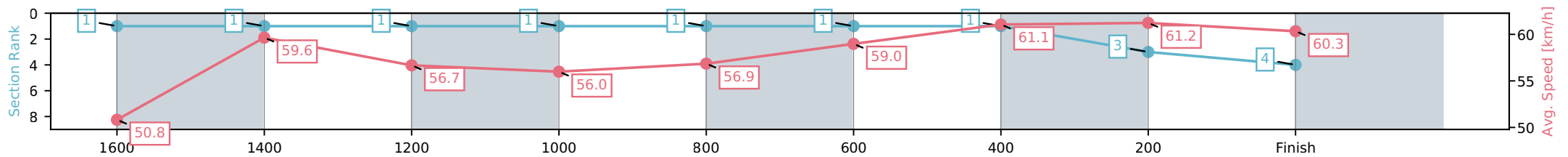
Race 8: Langs Building Supplies BM65 Handicap - 1800m

27 June 2026 - 8:21PM

Track Rating: Soft 5, Weather: Fine, Rail Position: +6m 1000m-W/Post, +3m Remainder



Section	L1800	L1600	L1400	L1200	L1000	L800	L600	L400	L200
Section Times	1:51.91 (0:14.17)	1:37.74 [1] (0:12.22)	1:25.52 [1] (0:12.71)	1:12.82 [1] (0:12.85)	0:59.97 [1] (0:12.56)	0:47.40 [1] (0:12.14)	0:35.26 [1] (0:11.78)	0:23.48 [1] (0:11.76)	0:11.72 [3] (0:11.72)
Average Speed [km/h]	50.8	59.6	56.7	56.0	56.9	59.0	61.1	61.2	60.3
Top Speed [km/h]	63.6	62.7	58.3	56.9	58.2	59.8	61.9	62.0	62.0
Avg. Dist. to Rail [m]	5.1	2.1	0.2	0.5	1.4	0.9	0.6	2.4	4.8
Avg. Stride Freq. [Hz]	2.5	2.4	2.3	2.2	2.2	2.3	2.4	2.4	2.4
Avg. Stride Length [m]	6.4	7.2	7.1	7.1	7.2	7.2	7.2	7.2	7.1



[] Ranking at each section and finish
 -:-:- No data available at this section
 NA No data available

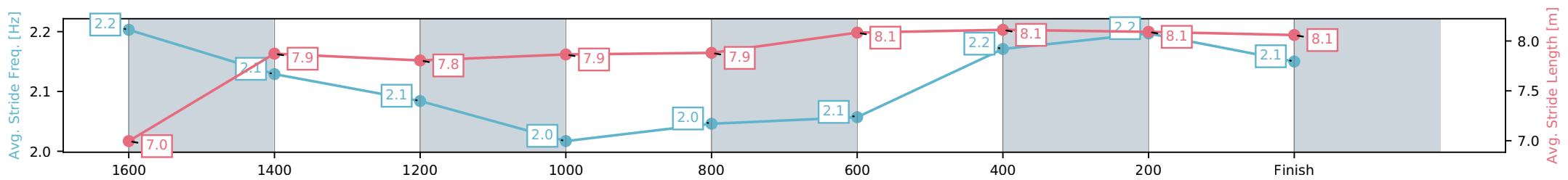
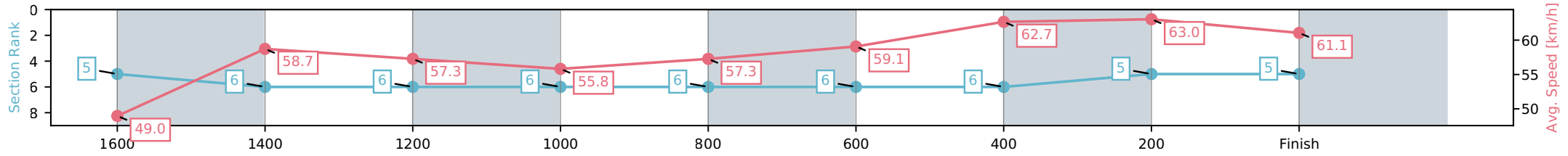
Horse/Jockey Name	Launcher/Karl Zechner
Finish Rank	5
Fastest Section Time (Section)	0:11.50 (400-200)
Top Speed [km/h] (Section)	63.7 (400-200)
Race State	Finished



Aquis Park Gold Coast QLD
 Race 8: Langs Building Supplies BM65 Handicap - 1800m
 27 June 2026 - 8:21PM
 Track Rating: Soft 5, Weather: Fine, Rail Position: +6m 1000m-W/Post, +3m Remainder



Section	L1800	L1600	L1400	L1200	L1000	L800	L600	L400	L200
Section Times	1:52.13 (0:14.74)	1:37.39 [5] (0:12.40)	1:24.98 [6] (0:12.57)	1:12.41 [6] (0:12.90)	0:59.52 [6] (0:12.54)	0:46.98 [6] (0:12.20)	0:34.78 [6] (0:11.57)	0:23.21 [6] (0:11.50)	0:11.71 [5] (0:11.71)
Average Speed [km/h]	49.0	58.7	57.3	55.8	57.3	59.1	62.7	63.0	61.1
Top Speed [km/h]	61.5	60.9	58.1	57.3	60.0	60.6	63.4	63.7	62.6
Avg. Dist. to Rail [m]	7.2	1.9	0.7	0.9	1.1	0.4	1.8	6.0	6.2
Avg. Stride Freq. [Hz]	2.2	2.1	2.1	2.0	2.0	2.1	2.2	2.2	2.1
Avg. Stride Length [m]	7.0	7.9	7.8	7.9	7.9	7.9	8.1	8.1	8.1



[] Ranking at each section and finish
 -:-:- No data available at this section
 NA No data available

Horse/Jockey Name	Pireonti/Tiffani Brooker
Finish Rank	6
Fastest Section Time (Section)	0:11.80 (200-0)
Top Speed [km/h] (Section)	62.9 (1800 - 1600)
Race State	Finished



Aquis Park Gold Coast QLD

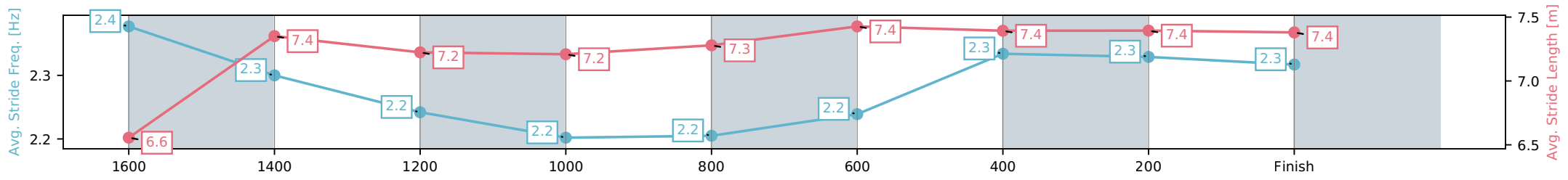
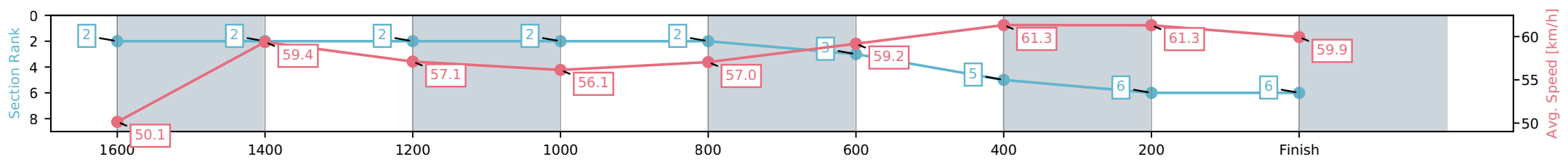
Race 8: Langs Building Supplies BM65 Handicap - 1800m

27 June 2026 - 8:21PM

Track Rating: Soft 5, Weather: Fine, Rail Position: +6m 1000m-W/Post, +3m Remainder



Section	L1800	L1600	L1400	L1200	L1000	L800	L600	L400	L200
Section Times	1:52.38 (0:14.37)	1:38.01 [2] (0:12.28)	1:25.72 [2] (0:12.61)	1:13.11 [2] (0:12.80)	1:00.31 [2] (0:12.62)	0:47.69 [2] (0:12.22)	0:35.47 [3] (0:11.86)	0:23.61 [5] (0:11.81)	0:11.80 [6] (0:11.80)
Average Speed [km/h]	50.1	59.4	57.1	56.1	57.0	59.2	61.3	61.3	59.9
Top Speed [km/h]	62.9	62.1	58.2	56.8	58.0	60.2	62.4	62.5	62.6
Avg. Dist. to Rail [m]	6.5	2.1	0.6	0.7	1.3	1.1	2.1	4.8	4.7
Avg. Stride Freq. [Hz]	2.4	2.3	2.2	2.2	2.2	2.2	2.3	2.3	2.3
Avg. Stride Length [m]	6.6	7.4	7.2	7.2	7.3	7.4	7.4	7.4	7.4



[] Ranking at each section and finish
 -:-:- No data available at this section
 NA No data available

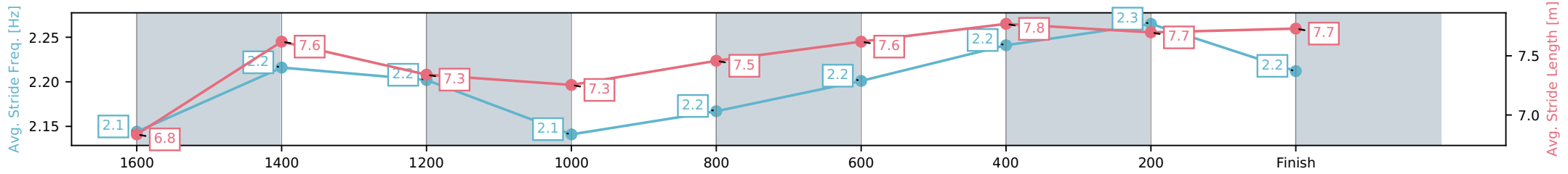
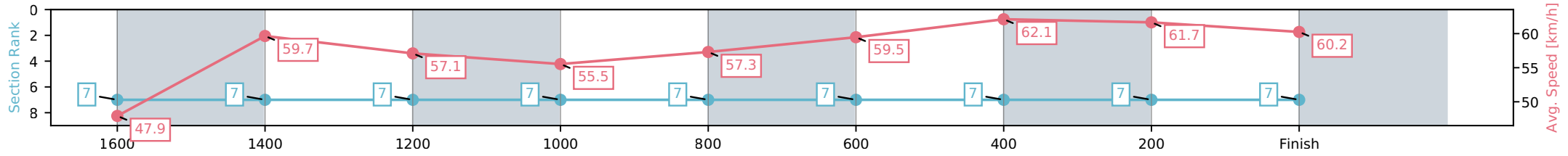
Horse/Jockey Name	Power Pack/Stacey Callow
Finish Rank	7
Fastest Section Time (Section)	0:11.62 (600-400)
Top Speed [km/h] (Section)	63.4 (600-400)
Race State	Finished



Aquis Park Gold Coast QLD
 Race 8: Langs Building Supplies BM65 Handicap - 1800m
 27 June 2026 - 8:21PM
 Track Rating: Soft 5, Weather: Fine, Rail Position: +6m 1000m-W/Post, +3m Remainder



Section	L1800	L1600	L1400	L1200	L1000	L800	L600	L400	L200
Section Times	1:52.76 (0:15.06)	1:37.70 [7] (0:12.25)	1:25.46 [7] (0:12.64)	1:12.82 [7] (0:12.96)	0:59.86 [7] (0:12.56)	0:47.31 [7] (0:12.14)	0:35.17 [7] (0:11.62)	0:23.55 [7] (0:11.73)	0:11.82 [7] (0:11.82)
Average Speed [km/h]	47.9	59.7	57.1	55.5	57.3	59.5	62.1	61.7	60.2
Top Speed [km/h]	60.4	61.0	58.1	56.7	60.2	60.0	63.4	62.3	60.9
Avg. Dist. to Rail [m]	5.4	2.3	1.0	1.5	0.8	0.8	0.7	4.3	6.3
Avg. Stride Freq. [Hz]	2.1	2.2	2.2	2.1	2.2	2.2	2.2	2.3	2.2
Avg. Stride Length [m]	6.8	7.6	7.3	7.3	7.5	7.6	7.8	7.7	7.7



[] Ranking at each section and finish
 -:-:- No data available at this section
 NA No data available