



Gatton QLD

Race 1: Will you Marry Me Lisa? QTIS Three-Years-Old Maiden Plate - 860m

27 June 2026 - 11:27AM

Track Rating: Good 4, Weather: Overcast, Rail Position: +1m 750m-400m, True Remainder



Field Times (Race Tempo) 0:50.53 (0:05.75) 0:44.78 (0:10.93) 0:33.85 (0:11.26) 0:22.59 (0:11.16) 0:11.43 (0:11.43)

Rank	TAB#	Horse	Overall Time	First 400m	Top Speed km/h (Section)	L860	L800	L600	L400	L200			
	(BAR#)	Jockey	Margin (DT-W)	Last 600m	Fastest Section (Time)	Start - 800	800 - 600	600 - 400	400 - 200	200 - Finish			
1	8	Stout Hearted	0:50.53	0:24.50	67.6 (800-600)	0:50.53	0:44.78 [1]	0:33.85 [1]	0:22.59 [1]	0:11.43 [1]			
	(1)	Chloe Lowe		0:33.85	800-600 (0:10.93)	(0:05.75)	(0:10.93)	(0:11.26)	(0:11.16)	(0:11.43)			
2	6	Mandriana	0:50.63	0:24.59	68.1 (800-600)	0:50.63	0:44.72 [4]	0:33.83 [3]	0:22.67 [2]	0:11.53 [2]			
	(4)	Justin P Stanley	0.6L (+0)	0:33.83	800-600 (0:10.90)	(0:05.90)	(0:10.90)	(0:11.16)	(0:11.14)	(0:11.53)			
3	3	Don't Doubt Sophie	0:50.95	0:24.75	66.8 (400-200)	0:50.95	0:44.99 [5]	0:33.97 [5]	0:22.80 [5]	0:11.68 [4]			
	(5)	Adin Thompson	2.5L (+1)	0:33.98	800-600 (0:11.01)	(0:05.96)	(0:11.01)	(0:11.17)	(0:11.13)	(0:11.68)			
4	9	That's A Beauty	0:50.96	0:24.74	67.7 (800-600)	0:50.96	0:44.94 [6]	0:33.99 [4]	0:22.86 [4]	0:11.74 [3]			
	(3)	Tahlia Fenlon	2.5L (-1)	0:33.99	800-600 (0:10.95)	(0:06.02)	(0:10.95)	(0:11.13)	(0:11.12)	(0:11.74)			
5	2	The Solicitor	0:51.10	0:24.61	67.2 (800-600)	0:51.10	0:45.32 [2]	0:34.31 [2]	0:23.06 [3]	0:11.82 [5]			
	(6)	Steph Tierney	3.3L (+4)	0:34.31	800-600 (0:11.02)	(0:05.78)	(0:11.02)	(0:11.24)	(0:11.25)	(0:11.82)			
6	1	Candle In The Wind	0:51.35	0:24.82	68.5 (800-600)	0:51.35	0:45.25 [7]	0:34.26 [7]	0:23.11 [6]	0:11.87 [6]			
	(8)	Georgina Cartwright	4.8L (+0)	0:34.27	800-600 (0:10.99)	(0:06.10)	(0:10.99)	(0:11.16)	(0:11.24)	(0:11.87)			
7	5	Little Miss Boom	0:51.58	0:24.95	67.7 (800-600)	0:51.58	0:45.44 [8]	0:34.48 [8]	0:23.26 [7]	0:11.98 [7]			
	(7)	Damien Boche	6.2L (+0)	0:34.47	800-600 (0:10.97)	(0:06.14)	(0:10.97)	(0:11.21)	(0:11.28)	(0:11.98)			
8	7	Sort Of In Love	0:51.94	0:24.93	67.3 (800-600)	0:51.94	0:46.07 [3]	0:34.96 [6]	0:23.45 [8]	0:12.13 [8]			
	(9)	Fred Larson	8.3L (+6)	0:34.96	800-600 (0:11.11)	(0:05.87)	(0:11.11)	(0:11.51)	(0:11.32)	(0:12.13)			

Scratched: Lili Anna (#4)

Report Created: Sat 27 June 2026

(Note: Races are conducted over an approximate distance as close as possible to the advertised distance, and recorded data may vary accordingly. Official times refer to race times only and do not include handicap times.)

[] Position in running at each section and finish
 TAB# Saddle cloth number
 -:-- No data available at this section
 BAR# Barrier/Gate Position
 NA No data available
 DNF Did not finish
 DNT Did not track
 DT-W Distance travelled compared to winner in metres

Fastest split
 Fastest section

data processed by TRIPLESDATA

Horse/Jockey Name	Stout Hearted/Chloe Lowe
Finish Rank	1
Fastest Section Time (Section)	0:10.93 (800-600)
Top Speed [km/h] (Section)	67.6 (800-600)
Race State	Finished



Gatton QLD --Professional-2026-06-27

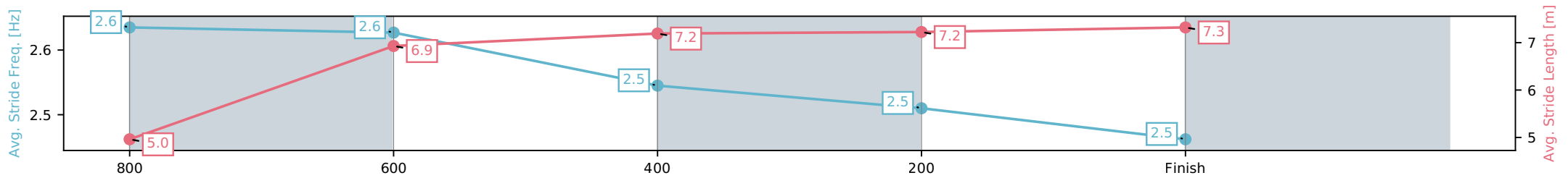
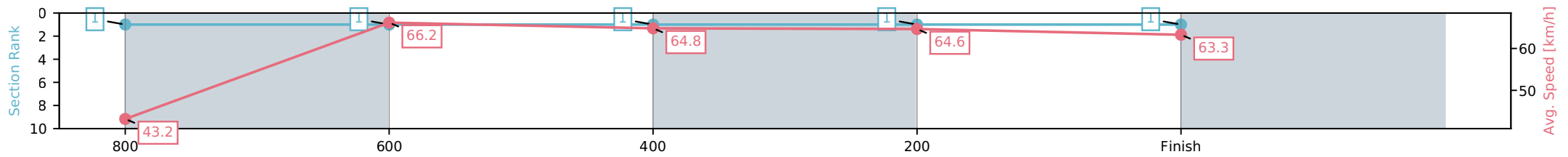
Race 1: Will you Marry Me Lisa? QTIS Three-Years-Old Maiden Plate - 860m

27 June 2026 - 11:27AM

Track Rating: Good 4, Weather: Overcast, Rail Position: +1m
750m-400m, True Remainder



Section	L860	L600	L400	L200	L0
Section Times	0:50.53 (0:05.75)	0:44.78 [1] (0:10.93)	0:33.85 [1] (0:11.26)	0:22.59 [1] (0:11.16)	0:11.43 [1] (0:11.43)
Average Speed [km/h]	43.2	66.2	64.8	64.6	63.3
Top Speed [km/h]	58.9	67.6	66.1	65.5	65.2
Avg. Dist. to Rail [m]	6.7	1.6	2.0	1.9	2.6
Avg. Stride Freq. [Hz]	2.6	2.6	2.5	2.5	2.5
Avg. Stride Length [m]	5.0	6.9	7.2	7.2	7.3



- [] Ranking at each section and finish
- :-:- No data available at this section
- NA No data available

Horse/Jockey Name	Mandriana/Justin P Stanley
Finish Rank	2
Fastest Section Time (Section)	0:10.90 (800-600)
Top Speed [km/h] (Section)	68.1 (800-600)
Race State	Finished



Gatton QLD --Professional-2026-06-27

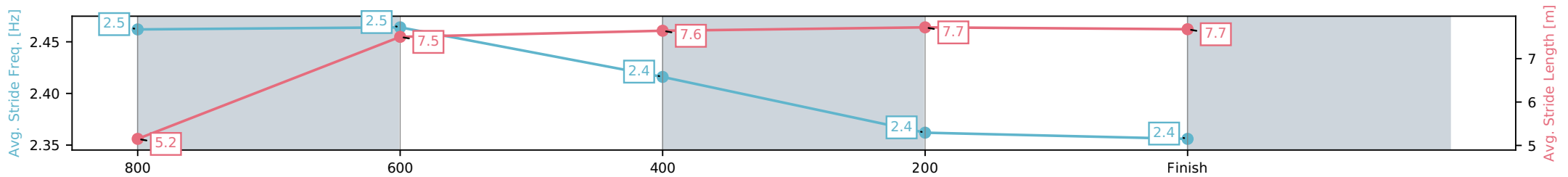
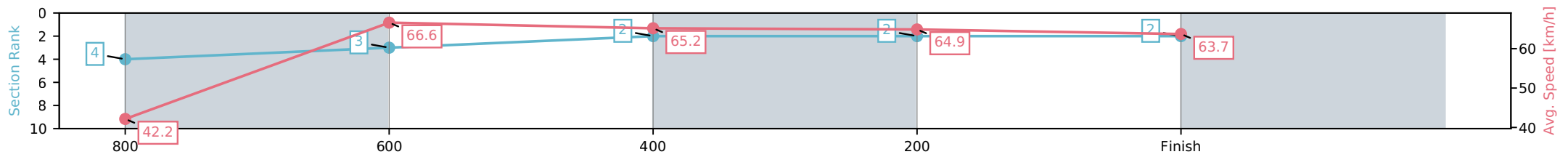
Race 1: Will you Marry Me Lisa? QTIS Three-Years-Old Maiden Plate - 860m

27 June 2026 - 11:27AM

Track Rating: Good 4, Weather: Overcast, Rail Position: +1m
750m-400m, True Remainder



Section	L860	L600	L400	L200	L0
Section Times	0:50.63 (0:05.90)	0:44.72 [4] (0:10.90)	0:33.83 [3] (0:11.16)	0:22.67 [2] (0:11.14)	0:11.53 [2] (0:11.53)
Average Speed [km/h]	42.2	66.6	65.2	64.9	63.7
Top Speed [km/h]	60.6	68.1	66.9	66.2	65.8
Avg. Dist. to Rail [m]	9.8	3.1	1.6	2.2	5.0
Avg. Stride Freq. [Hz]	2.5	2.5	2.4	2.4	2.4
Avg. Stride Length [m]	5.2	7.5	7.6	7.7	7.7



- [] Ranking at each section and finish
- :-:- No data available at this section
- NA No data available

Horse/Jockey Name	Don't Doubt Sophie/Adin Thompson
Finish Rank	3
Fastest Section Time (Section)	0:11.01 (800-600)
Top Speed [km/h] (Section)	66.8 (400-200)
Race State	Finished



Gatton QLD --Professional-2026-06-27

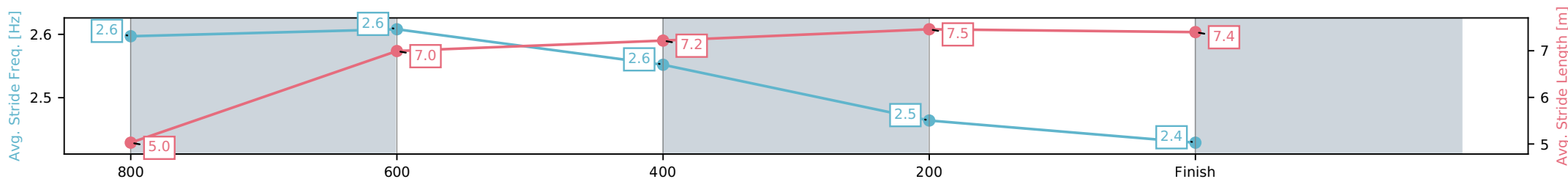
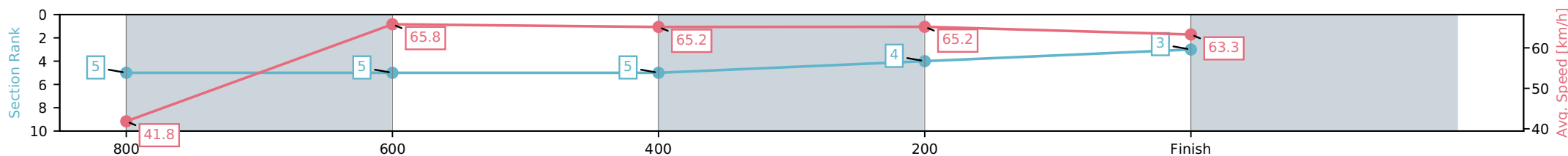
Race 1: Will you Marry Me Lisa? QTIS Three-Years-Old Maiden Plate - 860m

27 June 2026 - 11:27AM

Track Rating: Good 4, Weather: Overcast, Rail Position: +1m
750m-400m, True Remainder



Section	L860	L600	L400	L200	L0
Section Times	0:50.95 (0:05.96)	0:44.99 [5] (0:11.01)	0:33.97 [5] (0:11.17)	0:22.80 [5] (0:11.13)	0:11.68 [4] (0:11.68)
Average Speed [km/h]	41.8	65.8	65.2	65.2	63.3
Top Speed [km/h]	59.6	66.8	66.0	66.8	65.6
Avg. Dist. to Rail [m]	10.5	2.8	1.9	4.3	5.7
Avg. Stride Freq. [Hz]	2.6	2.6	2.6	2.5	2.4
Avg. Stride Length [m]	5.0	7.0	7.2	7.5	7.4



- [] Ranking at each section and finish
- :-:- No data available at this section
- NA No data available

Horse/Jockey Name	That's A Beauty/Tahlia Fenlon
Finish Rank	4
Fastest Section Time (Section)	0:10.95 (800-600)
Top Speed [km/h] (Section)	67.7 (800-600)
Race State	Finished



Gatton QLD --Professional-2026-06-27

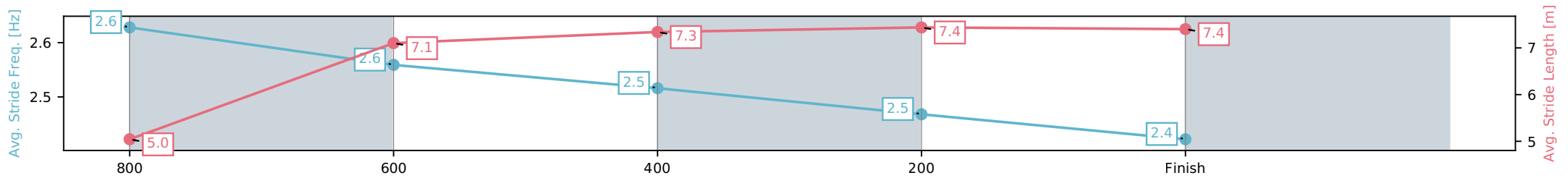
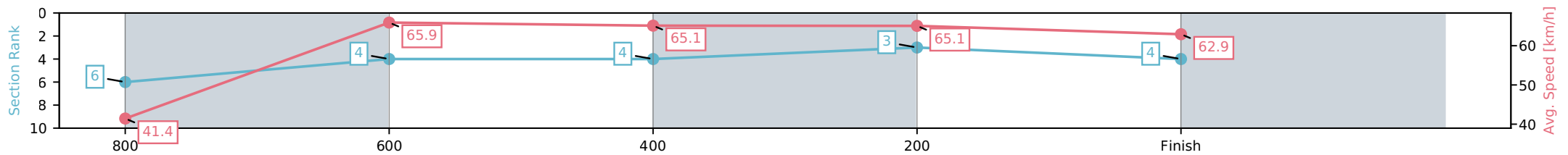
Race 1: Will you Marry Me Lisa? QTIS Three-Years-Old Maiden Plate - 860m

27 June 2026 - 11:27AM

Track Rating: Good 4, Weather: Overcast, Rail Position: +1m
750m-400m, True Remainder



Section	L860	L600	L400	L200	L0
Section Times	0:50.96 (0:06.02)	0:44.94 [6] (0:10.95)	0:33.99 [4] (0:11.13)	0:22.86 [4] (0:11.12)	0:11.74 [3] (0:11.74)
Average Speed [km/h]	41.4	65.9	65.1	65.1	62.9
Top Speed [km/h]	59.2	67.7	67.3	66.1	65.5
Avg. Dist. to Rail [m]	8.0	0.9	1.2	2.5	3.6
Avg. Stride Freq. [Hz]	2.6	2.6	2.5	2.5	2.4
Avg. Stride Length [m]	5.0	7.1	7.3	7.4	7.4



- [] Ranking at each section and finish
- :-:- No data available at this section
- NA No data available

Horse/Jockey Name	The Solicitor/Steph Tierney
Finish Rank	5
Fastest Section Time (Section)	0:11.02 (800-600)
Top Speed [km/h] (Section)	67.2 (800-600)
Race State	Finished



Gatton QLD --Professional-2026-06-27

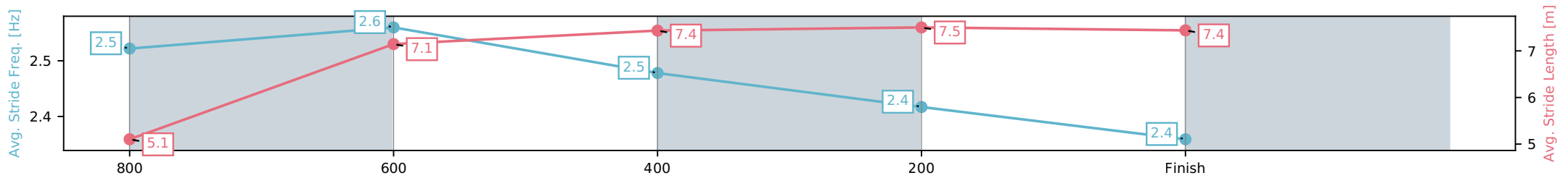
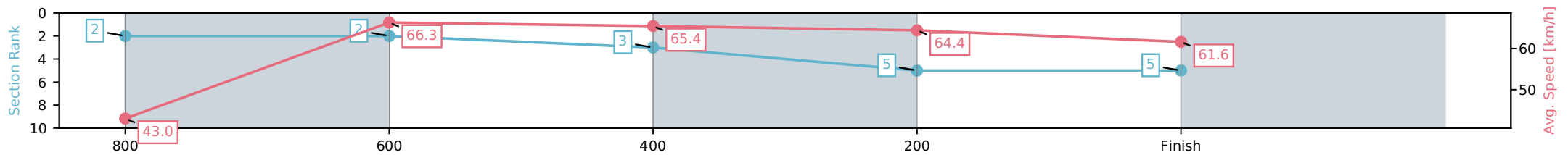
Race 1: Will you Marry Me Lisa? QTIS Three-Years-Old Maiden Plate - 860m

27 June 2026 - 11:27AM

Track Rating: Good 4, Weather: Overcast, Rail Position: +1m
750m-400m, True Remainder



Section	L860	L600	L400	L200	L0
Section Times	0:51.10 (0:05.78)	0:45.32 [2] (0:11.02)	0:34.31 [2] (0:11.24)	0:23.06 [3] (0:11.25)	0:11.82 [5] (0:11.82)
Average Speed [km/h]	43.0	66.3	65.4	64.4	61.6
Top Speed [km/h]	59.3	67.2	67.1	65.5	63.9
Avg. Dist. to Rail [m]	11.6	5.1	3.4	3.6	5.2
Avg. Stride Freq. [Hz]	2.5	2.6	2.5	2.4	2.4
Avg. Stride Length [m]	5.1	7.1	7.4	7.5	7.4



- [] Ranking at each section and finish
- :-:- No data available at this section
- NA No data available

Horse/Jockey Name	Candle In The Wind/Georgina Cartwright
Finish Rank	6
Fastest Section Time (Section)	0:10.99 (800-600)
Top Speed [km/h] (Section)	68.5 (800-600)
Race State	Finished



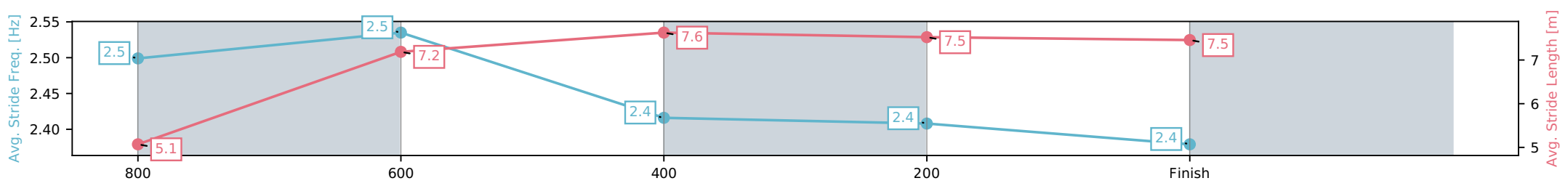
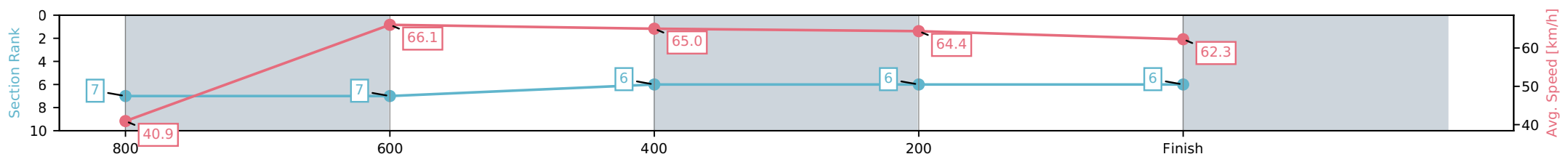
Gatton QLD --Professional-2026-06-27
 Race 1: Will you Marry Me Lisa? QTIS Three-Years-Old Maiden Plate - 860m



27 June 2026 - 11:27AM

Track Rating: Good 4, Weather: Overcast, Rail Position: +1m
 750m-400m, True Remainder

Section	L860	L600	L400	L200	L0
Section Times	0:51.35 (0:06.10)	0:45.25 [7] (0:10.99)	0:34.26 [7] (0:11.16)	0:23.11 [6] (0:11.24)	0:11.87 [6] (0:11.87)
Average Speed [km/h]	40.9	66.1	65.0	64.4	62.3
Top Speed [km/h]	58.6	68.5	66.7	65.9	64.3
Avg. Dist. to Rail [m]	12.8	3.0	1.2	3.0	4.5
Avg. Stride Freq. [Hz]	2.5	2.5	2.4	2.4	2.4
Avg. Stride Length [m]	5.1	7.2	7.6	7.5	7.5



[] Ranking at each section and finish
 -:-:- No data available at this section
 NA No data available

Horse/Jockey Name	Little Miss Boom/Damien Boche
Finish Rank	7
Fastest Section Time (Section)	0:10.97 (800-600)
Top Speed [km/h] (Section)	67.7 (800-600)
Race State	Finished



Gatton QLD --Professional-2026-06-27

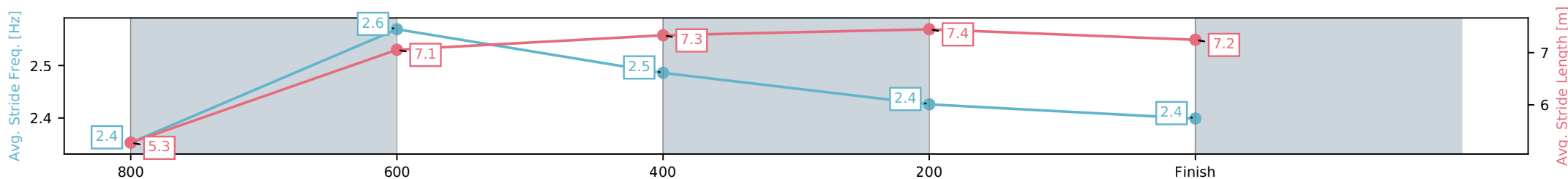
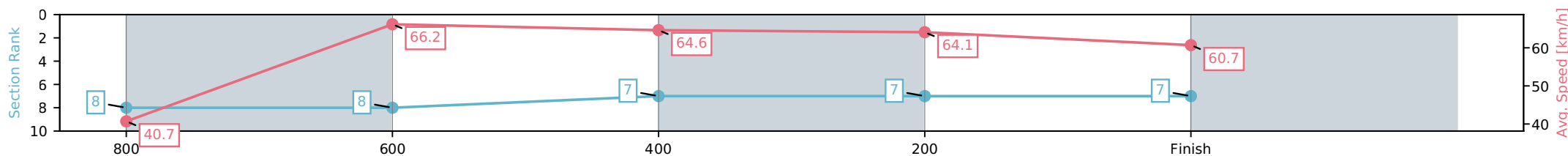
Race 1: Will you Marry Me Lisa? QTIS Three-Years-Old Maiden Plate - 860m

27 June 2026 - 11:27AM

Track Rating: Good 4, Weather: Overcast, Rail Position: +1m
750m-400m, True Remainder



Section	L860	L600	L400	L200	L0
Section Times	0:51.58 (0:06.14)	0:45.44 [8] (0:10.97)	0:34.48 [8] (0:11.21)	0:23.26 [7] (0:11.28)	0:11.98 [7] (0:11.98)
Average Speed [km/h]	40.7	66.2	64.6	64.1	60.7
Top Speed [km/h]	58.0	67.7	65.2	65.4	63.0
Avg. Dist. to Rail [m]	12.0	3.2	1.1	2.8	4.6
Avg. Stride Freq. [Hz]	2.4	2.6	2.5	2.4	2.4
Avg. Stride Length [m]	5.3	7.1	7.3	7.4	7.2



- [] Ranking at each section and finish
- :-:- No data available at this section
- NA No data available

Horse/Jockey Name	Sort Of In Love/Fred Larson
Finish Rank	8
Fastest Section Time (Section)	0:11.11 (800-600)
Top Speed [km/h] (Section)	67.3 (800-600)
Race State	Finished



Gatton QLD --Professional-2026-06-27

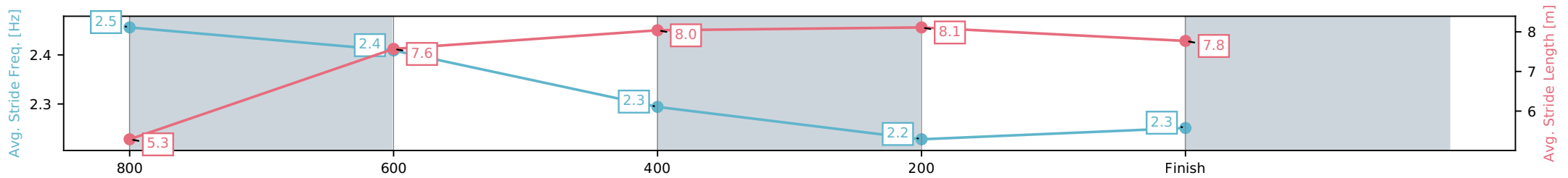
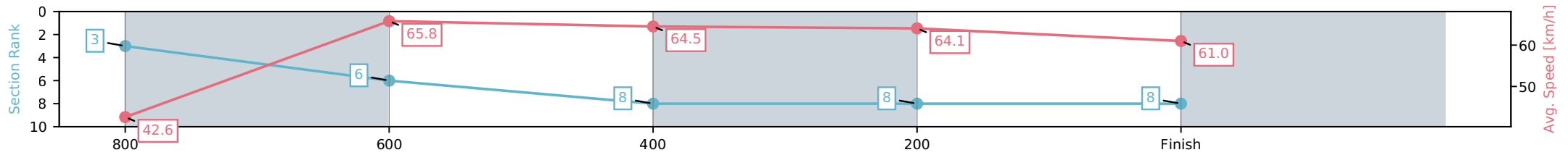
Race 1: Will you Marry Me Lisa? QTIS Three-Years-Old Maiden Plate - 860m

27 June 2026 - 11:27AM

Track Rating: Good 4, Weather: Overcast, Rail Position: +1m
750m-400m, True Remainder



Section	L860	L600	L400	L200	L0
Section Times	0:51.94 (0:05.87)	0:46.07 [3] (0:11.11)	0:34.96 [6] (0:11.51)	0:23.45 [8] (0:11.32)	0:12.13 [8] (0:12.13)
Average Speed [km/h]	42.6	65.8	64.5	64.1	61.0
Top Speed [km/h]	60.0	67.3	67.1	65.1	63.8
Avg. Dist. to Rail [m]	13.5	6.0	5.1	4.6	5.6
Avg. Stride Freq. [Hz]	2.5	2.4	2.3	2.2	2.3
Avg. Stride Length [m]	5.3	7.6	8.0	8.1	7.8



- [] Ranking at each section and finish
- :-:- No data available at this section
- NA No data available



Gatton QLD

Race 2: Lockyer Valley Toyota Class 3 Handicap - 1600m

27 June 2026 - 11:59AM



LOCKYER VALLEY
- TURF CLUB -

Track Rating: Good 4, Weather: Overcast, Rail Position: +1m 750m-400m, True Remainder

Field Times (Race Tempo) 1:37.69 (0:13.79) 1:23.90 (0:10.95) 1:12.95 (0:12.17) 1:00.78 (0:12.31) 0:48.47 (0:11.96) 0:36.51 (0:11.93) 0:24.58 (0:12.03) 0:12.54 (0:12.54)

Rank	TAB#	Horse	Overall Time	First 400m	Top Speed km/h (Section)	L1600	L1400	L1200	L1000	L800	L600	L400	L200
	(BAR#)	Jockey	Margin (DT-W)	Last 600m	Fastest Section (Time)	Start - 1400	1400 - 1200	1200 - 1000	1000 - 800	800 - 600	600 - 400	400 - 200	200 - Finish
1	1	Hazey Hill	1:37.69	0:24.74	68.1 (1400-1200)	1:37.69	1:23.90 [1]	1:12.95 [1]	1:00.78 [1]	0:48.47 [1]	0:36.51 [1]	0:24.58 [1]	0:12.54 [1]
	(6)	Georgina Cartwright		0:36.50	1400-1200 (0:10.95)	(0:13.79)	(0:10.95)	(0:12.17)	(0:12.31)	(0:11.96)	(0:11.93)	(0:12.03)	(0:12.54)
2	5	Power Of Success	1:37.75	0:25.56	65.7 (1400-1200)	1:37.75	1:23.40 [4]	1:12.19 [5]	1:00.12 [6]	0:47.82 [5]	0:35.85 [5]	0:23.67 [4]	0:11.84 [2]
	(1)	Justin P Stanley	0.3L (+8)	0:35.86	1400-1200 (0:11.21)	(0:14.35)	(0:11.21)	(0:12.06)	(0:12.30)	(0:11.97)	(0:12.18)	(0:11.84)	(0:11.84)
3	7	Flash Prince	1:37.87	0:25.46	65.4 (1400-1200)	1:37.87	1:23.49 [5]	1:12.41 [4]	1:00.33 [4]	0:48.11 [4]	0:36.15 [4]	0:24.00 [2]	0:11.95 [3]
	(7)	Noriyuki Masuda	1.0L (+6)	0:36.15	1400-1200 (0:11.08)	(0:14.38)	(0:11.08)	(0:12.07)	(0:12.22)	(0:11.97)	(0:12.14)	(0:12.06)	(0:11.95)
4	8	Hell Of A Prince	1:38.83	0:25.12	66.9 (1400-1200)	1:38.83	1:24.73 [2]	1:13.71 [2]	1:01.65 [2]	0:49.25 [3]	0:37.16 [3]	0:24.95 [3]	0:12.78 [4]
	(2)	Kayla Johnston	6.7L (+1)	0:37.15	1400-1200 (0:11.02)	(0:14.10)	(0:11.02)	(0:12.06)	(0:12.40)	(0:12.09)	(0:12.21)	(0:12.16)	(0:12.78)
5	6	Bringme	1:38.87	0:25.57	66.2 (1200-1000)	1:38.87	1:24.38 [6]	1:13.30 [6]	1:01.28 [5]	0:48.93 [6]	0:36.95 [6]	0:24.63 [6]	0:12.46 [5]
	(4)	Kenji Yoshida	6.9L (+8)	0:36.95	1400-1200 (0:11.08)	(0:14.49)	(0:11.08)	(0:12.03)	(0:12.34)	(0:11.98)	(0:12.32)	(0:12.17)	(0:12.46)
6	2	Rugby	1:39.17	0:25.72	66.0 (1400-1200)	1:39.17	1:24.53 [7]	1:13.44 [7]	1:01.20 [7]	0:48.97 [7]	0:36.90 [7]	0:24.78 [7]	0:12.56 [7]
	(3)	Harrison Shaw	8.7L (+16)	0:36.90	1400-1200 (0:11.08)	(0:14.64)	(0:11.08)	(0:12.25)	(0:12.22)	(0:12.08)	(0:12.12)	(0:12.22)	(0:12.56)
7	4	Nondisclosure	1:39.70	0:25.22	65.3 (1400-1200)	1:39.70	1:25.59 [3]	1:14.48 [3]	1:02.44 [3]	0:50.23 [2]	0:38.08 [2]	0:25.62 [5]	0:13.10 [6]
	(5)	Corey Sutherland	11.8L (+8)	0:38.07	1400-1200 (0:11.11)	(0:14.11)	(0:11.11)	(0:12.04)	(0:12.21)	(0:12.15)	(0:12.46)	(0:12.51)	(0:13.10)

Scratched: Vacillation (#3)

Report Created: Sat 27 June 2026

(Note: Races are conducted over an approximate distance as close as possible to the advertised distance, and recorded data may vary accordingly. Official times refer to race times only and do not include handicap times.)

[] Position in running at each section and finish TAB# Saddle cloth number

Fastest split

-:-:- No data available at this section

BAR# Barrier/Gate Position

Fastest section

NA No data available

DNF Did not finish

DNT Did not track

DT-W Distance travelled compared to winner in metres

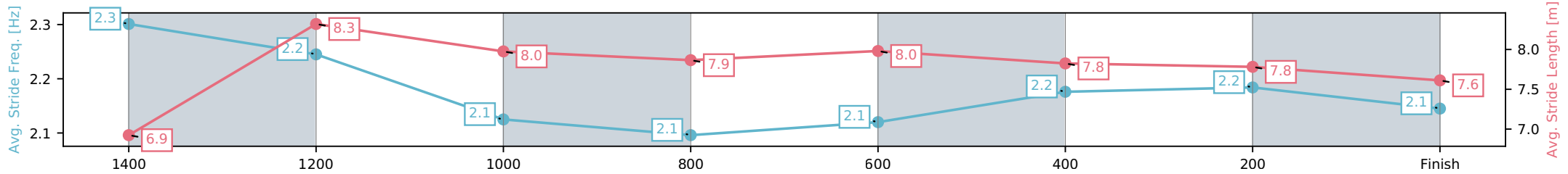
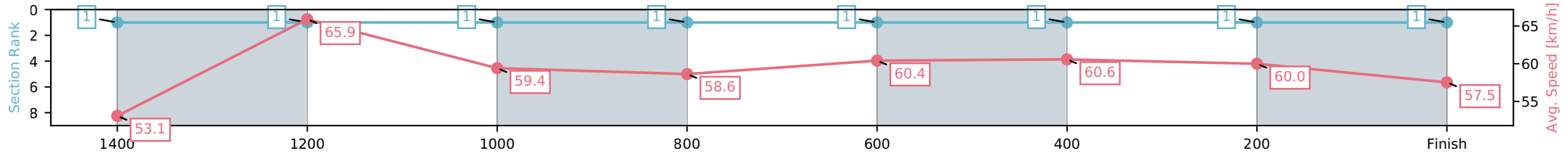
Horse/Jockey Name	Hazy Hill/Georgina Cartwright
Finish Rank	1
Fastest Section Time (Section)	0:10.95 (1400-1200)
Top Speed [km/h] (Section)	68.1 (1400-1200)
Race State	Finished



Gatton QLD --Professional-2026-06-27
 Race 2: Lockyer Valley Toyota Class 3 Handicap - 1600m
 27 June 2026 - 11:59AM
 Track Rating: Good 4, Weather: Overcast, Rail Position: +1m
 750m-400m, True Remainder



Section	L1600	L1400	L1200	L1000	L800	L600	L400	L200
Section Times	1:37.69 (0:13.79)	1:23.90 [1] (0:10.95)	1:12.95 [1] (0:12.17)	1:00.78 [1] (0:12.31)	0:48.47 [1] (0:11.96)	0:36.51 [1] (0:11.93)	0:24.58 [1] (0:12.03)	0:12.54 [1] (0:12.54)
Average Speed [km/h]	53.1	65.9	59.4	58.6	60.4	60.6	60.0	57.5
Top Speed [km/h]	68.0	68.1	63.3	59.4	61.3	61.4	61.0	59.5
Avg. Dist. to Rail [m]	6.8	1.8	0.8	1.1	0.9	0.7	1.3	2.0
Avg. Stride Freq. [Hz]	2.3	2.2	2.1	2.1	2.1	2.2	2.2	2.1
Avg. Stride Length [m]	6.9	8.3	8.0	7.9	8.0	7.8	7.8	7.6



[] Ranking at each section and finish
 -:-:- No data available at this section
 NA No data available

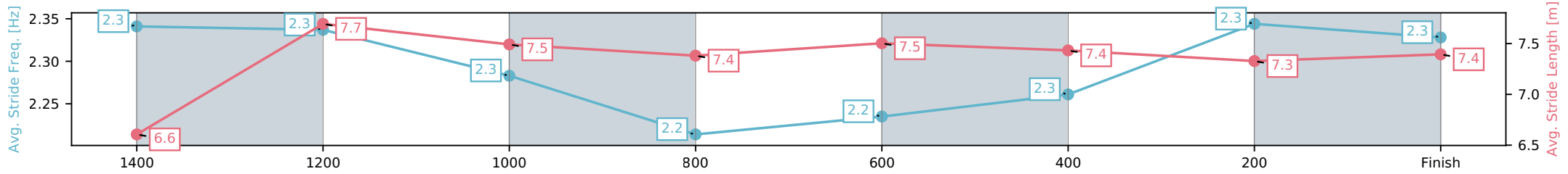
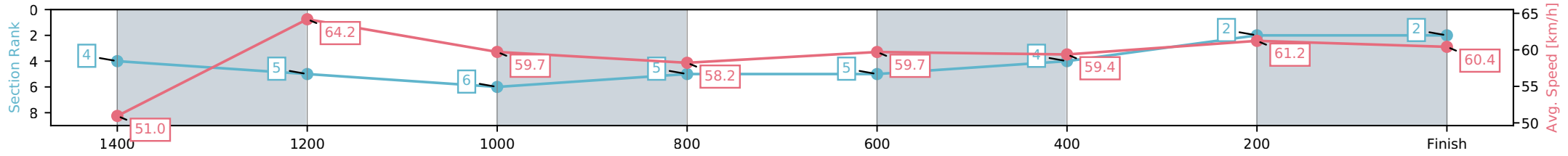
Horse/Jockey Name	Power Of Success/Justin P Stanley
Finish Rank	2
Fastest Section Time (Section)	0:11.21 (1400-1200)
Top Speed [km/h] (Section)	65.7 (1400-1200)
Race State	Finished



Gatton QLD --Professional-2026-06-27
 Race 2: Lockyer Valley Toyota Class 3 Handicap - 1600m
 27 June 2026 - 11:59AM
 Track Rating: Good 4, Weather: Overcast, Rail Position: +1m
 750m-400m, True Remainder



Section	L1600	L1400	L1200	L1000	L800	L600	L400	L200
Section Times	1:37.75 (0:14.35)	1:23.40 [4] (0:11.21)	1:12.19 [5] (0:12.06)	1:00.12 [6] (0:12.30)	0:47.82 [5] (0:11.97)	0:35.85 [5] (0:12.18)	0:23.67 [4] (0:11.84)	0:11.84 [2] (0:11.84)
Average Speed [km/h]	51.0	64.2	59.7	58.2	59.7	59.4	61.2	60.4
Top Speed [km/h]	64.0	65.7	64.9	59.2	61.3	61.5	62.0	62.3
Avg. Dist. to Rail [m]	2.1	0.8	0.7	1.1	1.5	1.6	4.2	7.2
Avg. Stride Freq. [Hz]	2.3	2.3	2.3	2.2	2.2	2.3	2.3	2.3
Avg. Stride Length [m]	6.6	7.7	7.5	7.4	7.5	7.4	7.3	7.4



[] Ranking at each section and finish
 -:-:- No data available at this section
 NA No data available

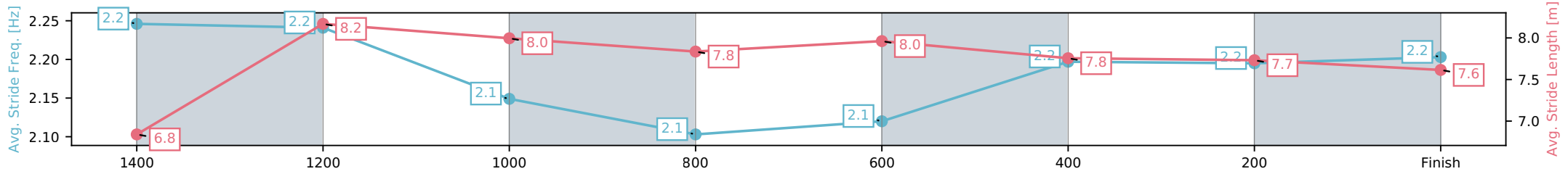
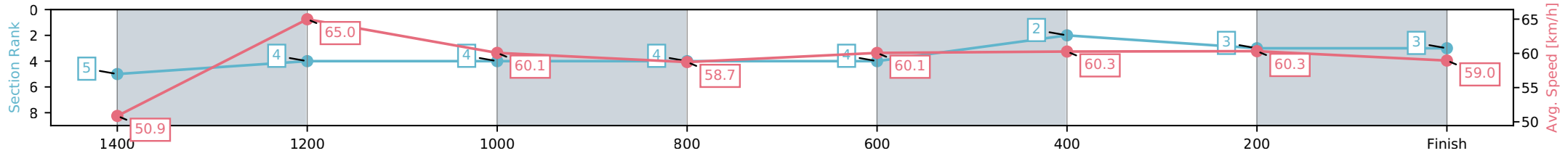
Horse/Jockey Name	Flash Prince/Noriyuki Masuda
Finish Rank	3
Fastest Section Time (Section)	0:11.08 (1400-1200)
Top Speed [km/h] (Section)	65.4 (1400-1200)
Race State	Finished



Gatton QLD --Professional-2026-06-27
 Race 2: Lockyer Valley Toyota Class 3 Handicap - 1600m
 27 June 2026 - 11:59AM
 Track Rating: Good 4, Weather: Overcast, Rail Position: +1m
 750m-400m, True Remainder



Section	L1600	L1400	L1200	L1000	L800	L600	L400	L200
Section Times	1:37.87 (0:14.38)	1:23.49 [5] (0:11.08)	1:12.41 [4] (0:12.07)	1:00.33 [4] (0:12.22)	0:48.11 [4] (0:11.97)	0:36.15 [4] (0:12.14)	0:24.00 [2] (0:12.06)	0:11.95 [3] (0:11.95)
Average Speed [km/h]	50.9	65.0	60.1	58.7	60.1	60.3	60.3	59.0
Top Speed [km/h]	64.8	65.4	64.6	59.8	60.6	60.7	61.1	60.6
Avg. Dist. to Rail [m]	7.8	3.5	1.2	0.6	0.6	2.7	5.2	7.2
Avg. Stride Freq. [Hz]	2.2	2.2	2.1	2.1	2.1	2.2	2.2	2.2
Avg. Stride Length [m]	6.8	8.2	8.0	7.8	8.0	7.8	7.7	7.6



Report Created: Sat 27 June 2026 (Note: Timing is based on positional data)

[] Ranking at each section and finish
 -:-:- No data available at this section
 NA No data available

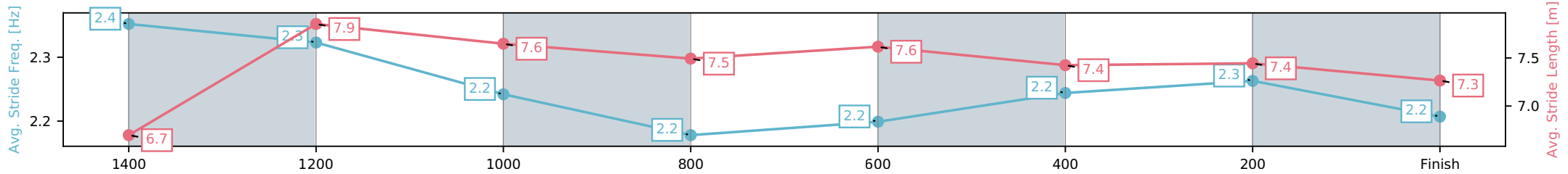
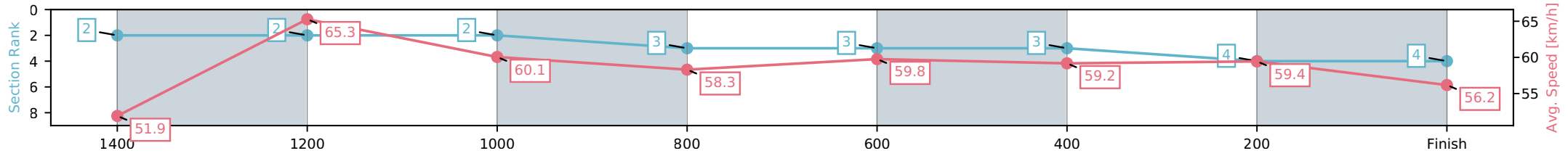
Horse/Jockey Name	Hell Of A Prince/Kayla Johnston
Finish Rank	4
Fastest Section Time (Section)	0:11.02 (1400-1200)
Top Speed [km/h] (Section)	66.9 (1400-1200)
Race State	Finished



Gatton QLD --Professional-2026-06-27
 Race 2: Lockyer Valley Toyota Class 3 Handicap - 1600m
 27 June 2026 - 11:59AM
 Track Rating: Good 4, Weather: Overcast, Rail Position: +1m
 750m-400m, True Remainder



Section	L1600	L1400	L1200	L1000	L800	L600	L400	L200
Section Times	1:38.83 (0:14.10)	1:24.73 [2] (0:11.02)	1:13.71 [2] (0:12.06)	1:01.65 [2] (0:12.40)	0:49.25 [3] (0:12.09)	0:37.16 [3] (0:12.21)	0:24.95 [3] (0:12.16)	0:12.78 [4] (0:12.78)
Average Speed [km/h]	51.9	65.3	60.1	58.3	59.8	59.2	59.4	56.2
Top Speed [km/h]	64.6	66.9	64.8	59.5	60.5	60.5	60.3	58.5
Avg. Dist. to Rail [m]	2.9	1.1	1.0	1.2	0.9	1.0	2.1	3.6
Avg. Stride Freq. [Hz]	2.4	2.3	2.2	2.2	2.2	2.2	2.3	2.2
Avg. Stride Length [m]	6.7	7.9	7.6	7.5	7.6	7.4	7.4	7.3



[] Ranking at each section and finish
 -:-:- No data available at this section
 NA No data available

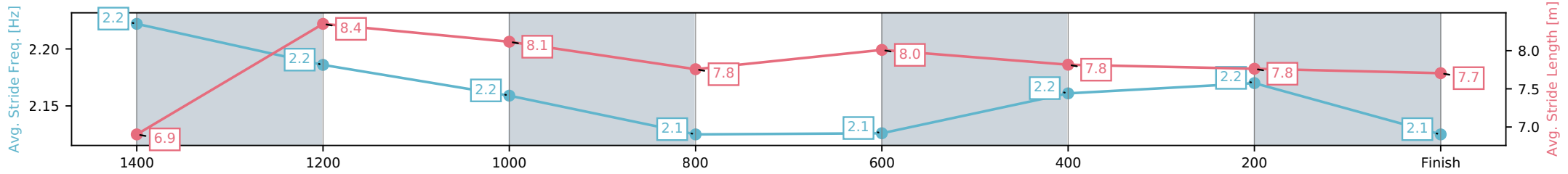
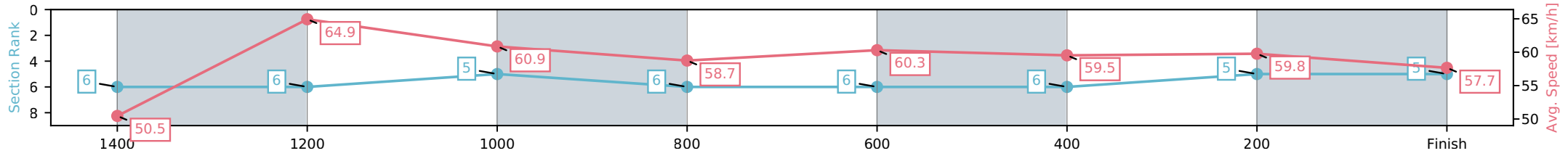
Horse/Jockey Name	Bringme/Kenji Yoshida
Finish Rank	5
Fastest Section Time (Section)	0:11.08 (1400-1200)
Top Speed [km/h] (Section)	66.2 (1200-1000)
Race State	Finished



Gatton QLD --Professional-2026-06-27
 Race 2: Lockyer Valley Toyota Class 3 Handicap - 1600m
 27 June 2026 - 11:59AM
 Track Rating: Good 4, Weather: Overcast, Rail Position: +1m
 750m-400m, True Remainder



Section	L1600	L1400	L1200	L1000	L800	L600	L400	L200
Section Times	1:38.87 (0:14.49)	1:24.38 [6] (0:11.08)	1:13.30 [6] (0:12.03)	1:01.28 [5] (0:12.34)	0:48.93 [6] (0:11.98)	0:36.95 [6] (0:12.32)	0:24.63 [6] (0:12.17)	0:12.46 [5] (0:12.46)
Average Speed [km/h]	50.5	64.9	60.9	58.7	60.3	59.5	59.8	57.7
Top Speed [km/h]	64.2	66.1	66.2	60.3	61.2	60.3	60.5	59.7
Avg. Dist. to Rail [m]	4.4	2.6	2.5	2.3	2.1	2.9	5.1	6.0
Avg. Stride Freq. [Hz]	2.2	2.2	2.2	2.1	2.1	2.2	2.2	2.1
Avg. Stride Length [m]	6.9	8.4	8.1	7.8	8.0	7.8	7.8	7.7



[] Ranking at each section and finish
 -:-:- No data available at this section
 NA No data available

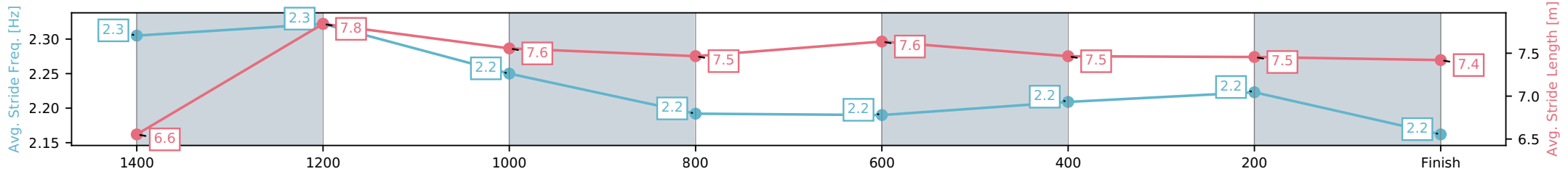
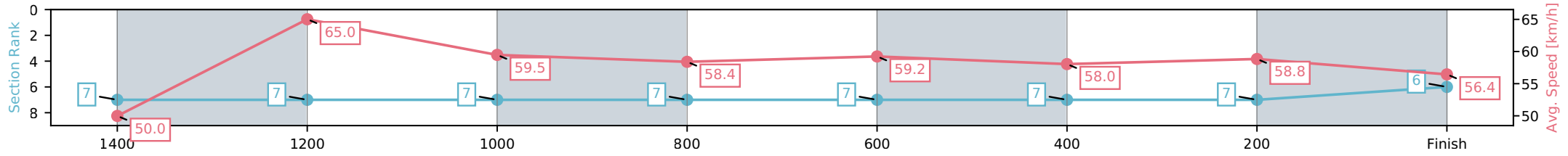
Horse/Jockey Name	Rugby/Harrison Shaw
Finish Rank	6
Fastest Section Time (Section)	0:11.08 (1400-1200)
Top Speed [km/h] (Section)	66.0 (1400-1200)
Race State	Finished



Gatton QLD --Professional-2026-06-27
 Race 2: Lockyer Valley Toyota Class 3 Handicap - 1600m
 27 June 2026 - 11:59AM
 Track Rating: Good 4, Weather: Overcast, Rail Position: +1m
 750m-400m, True Remainder



Section	L1600	L1400	L1200	L1000	L800	L600	L400	L200
Section Times	1:39.17 (0:14.64)	1:24.53 [7] (0:11.08)	1:13.44 [7] (0:12.25)	1:01.20 [7] (0:12.22)	0:48.97 [7] (0:12.08)	0:36.90 [7] (0:12.12)	0:24.78 [7] (0:12.22)	0:12.56 [7] (0:12.56)
Average Speed [km/h]	50.0	65.0	59.5	58.4	59.2	58.0	58.8	56.4
Top Speed [km/h]	64.7	66.0	65.2	59.3	60.7	60.1	59.4	58.4
Avg. Dist. to Rail [m]	4.0	3.4	1.7	1.6	2.7	3.6	1.0	2.3
Avg. Stride Freq. [Hz]	2.3	2.3	2.2	2.2	2.2	2.2	2.2	2.2
Avg. Stride Length [m]	6.6	7.8	7.6	7.5	7.6	7.5	7.5	7.4



Report Created: Sat 27 June 2026 (Note: Timing is based on positional data)

[] Ranking at each section and finish
 -:-:- No data available at this section
 NA No data available



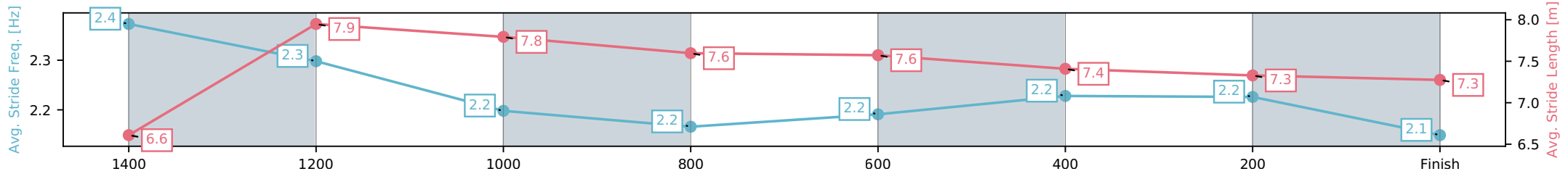
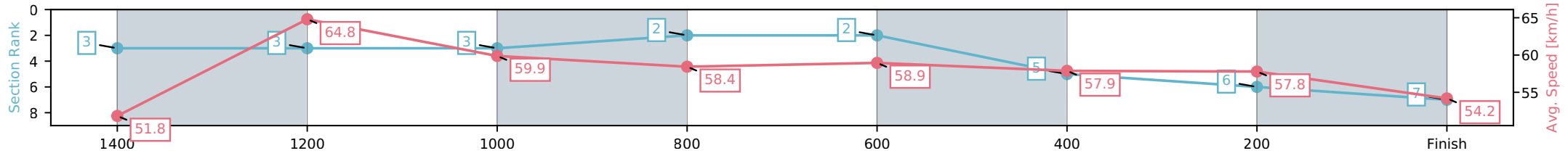
Horse/Jockey Name	Nondisclosure/Corey Sutherland
Finish Rank	7
Fastest Section Time (Section)	0:11.11 (1400-1200)
Top Speed [km/h] (Section)	65.3 (1400-1200)
Race State	Finished



Gatton QLD --Professional-2026-06-27
 Race 2: Lockyer Valley Toyota Class 3 Handicap - 1600m
 27 June 2026 - 11:59AM
 Track Rating: Good 4, Weather: Overcast, Rail Position: +1m
 750m-400m, True Remainder



Section	L1600	L1400	L1200	L1000	L800	L600	L400	L200
Section Times	1:39.70 (0:14.11)	1:25.59 [3] (0:11.11)	1:14.48 [3] (0:12.04)	1:02.44 [3] (0:12.21)	0:50.23 [2] (0:12.15)	0:38.08 [2] (0:12.46)	0:25.62 [5] (0:12.51)	0:13.10 [6] (0:13.10)
Average Speed [km/h]	51.8	64.8	59.9	58.4	58.9	57.9	57.8	54.2
Top Speed [km/h]	64.1	65.3	64.9	59.7	60.0	59.4	58.2	57.9
Avg. Dist. to Rail [m]	5.0	2.7	1.1	1.9	1.6	0.7	2.3	3.4
Avg. Stride Freq. [Hz]	2.4	2.3	2.2	2.2	2.2	2.2	2.2	2.1
Avg. Stride Length [m]	6.6	7.9	7.8	7.6	7.6	7.4	7.3	7.3



[] Ranking at each section and finish
 -:-:- No data available at this section
 NA No data available



Gatton QLD

Race 3: RDO Equipment Gatton Maiden Plate - 1600m

27 June 2026 - 12:34PM



Track Rating: Good 4, Weather: Overcast, Rail Position: +1m 750m-400m, True Remainder

Field Times (Race Tempo) 1:37.86 (0:13.77) 1:24.09 (0:11.20) 1:12.89 (0:12.44) 1:00.45 (0:12.45) 0:48.00 (0:12.20) 0:35.80 (0:12.32) 0:23.48 (0:11.74) 0:11.74 (0:11.74)

Rank	TAB#	Horse	Overall Time	First 400m	Top Speed km/h (Section)	L1600	L1400	L1200	L1000	L800	L600	L400	L200
	(BAR#)	Jockey	Margin (DT-W)	Last 600m	Fastest Section (Time)	Start - 1400	1400 - 1200	1200 - 1000	1000 - 800	800 - 600	600 - 400	400 - 200	200 - Finish
1	6	And I Am	1:37.86	0:26.05	64.8 (400-200)	1:37.86	1:23.10 [9]	1:11.81 [9]	0:59.44 [9]	0:46.99 [9]	0:34.98 [9]	0:23.07 [7]	0:11.74 [1]
	(5)	Kelsey Lenton		0:34.98	1400-1200 (0:11.29)	(0:14.76)	(0:11.29)	(0:12.37)	(0:12.45)	(0:12.01)	(0:11.91)	(0:11.33)	(0:11.74)
2	8	Talleyrand	1:38.22	0:25.12	65.6 (1400-1200)	1:38.22	1:24.33 [3]	1:13.10 [3]	1:00.59 [3]	0:48.20 [3]	0:36.00 [3]	0:23.76 [4]	0:12.00 [3]
	(1)	Jess Emmerson	2.1L (-6)	0:36.01	1400-1200 (0:11.23)	(0:13.89)	(0:11.23)	(0:12.51)	(0:12.40)	(0:12.20)	(0:12.24)	(0:11.77)	(0:12.00)
3	3	Kalamia King	1:38.34	0:25.43	64.4 (1400-1200)	1:38.34	1:24.16 [5]	1:12.91 [6]	1:00.34 [6]	0:48.05 [5]	0:35.84 [5]	0:23.85 [5]	0:12.13 [2]
	(3)	Bailey Wheeler	2.8L (+3)	0:35.84	1400-1200 (0:11.25)	(0:14.18)	(0:11.25)	(0:12.56)	(0:12.29)	(0:12.21)	(0:11.99)	(0:11.72)	(0:12.13)
4	14	Sealord	1:38.35	0:25.37	65.1 (1400-1200)	1:38.35	1:24.13 [6]	1:12.98 [5]	1:00.48 [5]	0:48.06 [6]	0:35.82 [6]	0:23.76 [6]	0:11.83 [5]
	(2)	Fred Larson	2.9L (-3)	0:35.82	1400-1200 (0:11.15)	(0:14.22)	(0:11.15)	(0:12.50)	(0:12.43)	(0:12.24)	(0:12.06)	(0:11.93)	(0:11.83)
5	13	Trust In The Rock	1:38.89	0:25.32	65.4 (1600 - 1400)	1:38.89	1:24.86 [4]	1:13.57 [4]	1:01.13 [4]	0:48.68 [4]	0:36.59 [4]	0:24.48 [2]	0:12.41 [4]
	(9)	Micheal Hellyer	6.1L (-3)	0:36.58	1400-1200 (0:11.30)	(0:14.02)	(0:11.30)	(0:12.43)	(0:12.46)	(0:12.09)	(0:12.11)	(0:12.06)	(0:12.41)
6	2	Alzurri	1:39.24	0:25.93	64.4 (1200-1000)	1:39.24	1:24.64 [8]	1:13.30 [8]	1:00.89 [8]	0:48.51 [8]	0:36.42 [7]	0:24.22 [8]	0:12.30 [6]
	(6)	Justin P Stanley	8.1L (+0)	0:36.41	1400-1200 (0:11.33)	(0:14.60)	(0:11.33)	(0:12.41)	(0:12.38)	(0:12.10)	(0:12.19)	(0:11.92)	(0:12.30)
7	7	Exodini	1:39.46	0:26.37	64.4 (1400-1200)	1:39.46	1:24.37 [12]	1:13.10 [11]	1:00.74 [11]	0:48.40 [11]	0:36.50 [11]	0:24.31 [10]	0:12.36 [10]
	(12)	Georgina Cartwright	9.4L (-4)	0:36.49	1400-1200 (0:11.28)	(0:15.09)	(0:11.28)	(0:12.36)	(0:12.34)	(0:11.90)	(0:12.18)	(0:11.95)	(0:12.36)
8	11	Yes Is The Answer	1:39.46	0:26.39	63.5 (1400-1200)	1:39.46	1:24.58 [10]	1:13.08 [12]	1:00.64 [12]	0:48.35 [12]	0:36.39 [12]	0:24.36 [9]	0:12.38 [9]
	(8)	Nozi Tomizawa	9.4L (+3)	0:36.39	1400-1200 (0:11.51)	(0:14.88)	(0:11.51)	(0:12.44)	(0:12.29)	(0:11.96)	(0:12.03)	(0:11.98)	(0:12.38)
9	4	Slayrider	1:40.85	0:25.05	65.7 (1400-1200)	1:40.85	1:27.08 [1]	1:15.80 [2]	1:03.32 [2]	0:50.99 [2]	0:38.79 [1]	0:26.42 [3]	0:13.85 [7]
	(11)	Adin Thompson	17.6L (+0)	0:38.79	1400-1200 (0:11.28)	(0:13.77)	(0:11.28)	(0:12.48)	(0:12.33)	(0:12.20)	(0:12.38)	(0:12.56)	(0:13.85)
10	12	Love The Governess	1:40.88	0:25.78	64.4 (1400-1200)	1:40.88	1:26.45 [7]	1:15.10 [7]	1:02.72 [7]	0:50.20 [7]	0:38.04 [8]	0:25.66 [11]	0:13.11 [11]
	(4)	Noriyuki Masuda	17.8L (-5)	0:38.04	1400-1200 (0:11.35)	(0:14.43)	(0:11.35)	(0:12.38)	(0:12.51)	(0:12.17)	(0:12.38)	(0:12.55)	(0:13.11)

Scratched: Ablesheeba (#5), Argentinian Rose (#9), Picka Poppy (#15), Miss Firestar (#16), Hurricane Hank (#17), Call Sign (#18), Fabara (#19)

Report Created: Sat 27 June 2026

(Note: Races are conducted over an approximate distance as close as possible to the advertised distance, and recorded data may vary accordingly. Official times refer to race times only and do not include handicap times.)

[] Position in running at each section and finish TAB# Saddle cloth number
 -:-:- No data available at this section BAR# Barrier/Gate Position
 NA No data available DNF Did not finish
 DNT Did not track DT-W Distance travelled compared to winner in metres

Fastest split
 Fastest section

Page 1/14
 data processed by TRIPLES DATA



Gatton QLD
Race 3: RDO Equipment Gatton Maiden Plate - 1600m
 27 June 2026 - 12:34PM



Track Rating: Good 4, Weather: Overcast, Rail Position: +1m 750m-400m, True Remainder

Field Times (Race Tempo) 1:37.86 (0:13.77) 1:24.09 (0:11.20) 1:12.89 (0:12.44) 1:00.45 (0:12.45) 0:48.00 (0:12.20) 0:35.80 (0:12.32) 0:23.48 (0:11.74) 0:11.74 (0:11.74)

Rank	TAB#	Horse	Overall Time	First 400m	Top Speed km/h (Section)	L1600	L1400	L1200	L1000	L800	L600	L400	L200
	(BAR#)	Jockey	Margin (DT-W)	Last 600m	Fastest Section (Time)	Start - 1400	1400 - 1200	1200 - 1000	1000 - 800	800 - 600	600 - 400	400 - 200	200 - Finish
11	10	Coco's The Deel	1:41.06	0:26.25	64.3 (1200-1000)	1:41.06	1:26.14 [11]	1:14.80 [10]	1:02.44 [10]	0:50.15 [10]	0:38.12 [10]	0:25.47 [12]	0:13.06 [12]
	(7)	Dale Smith	18.8L (+5)	0:38.12	1400-1200 (0:11.33)	(0:14.92)	(0:11.33)	(0:12.36)	(0:12.29)	(0:12.03)	(0:12.65)	(0:12.41)	(0:13.06)
12	1	Acts Alone	1:41.83	0:24.97	66.1 (1400-1200)	1:41.83	1:28.05 [2]	1:16.86 [1]	1:04.42 [1]	0:51.97 [1]	0:39.73 [2]	0:27.45 [1]	0:14.78 [8]
	(10)	Harrison Shaw	23.4L (-5)	0:39.72	1400-1200 (0:11.19)	(0:13.78)	(0:11.19)	(0:12.44)	(0:12.45)	(0:12.25)	(0:12.28)	(0:12.66)	(0:14.78)

Scratched: Ablesheeba (#5), Argentinian Rose (#9), Picka Poppy (#15), Miss Firestar (#16), Hurricane Hank (#17), Call Sign (#18), Fabara (#19)

Report Created: Sat 27 June 2026

(Note: Races are conducted over an approximate distance as close as possible to the advertised distance, and recorded data may vary accordingly. Official times refer to race times only and do not include handicap times.)

[] Position in running at each section and finish TAB# Saddle cloth number

Fastest split

:-:-- No data available at this section

BAR# Barrier/Gate Position

Fastest section

NA No data available

DNF Did not finish

DNT Did not track

DT-W Distance travelled compared to winner in metres

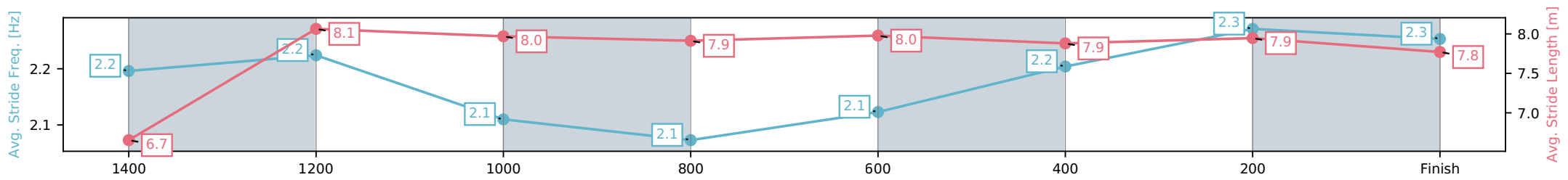
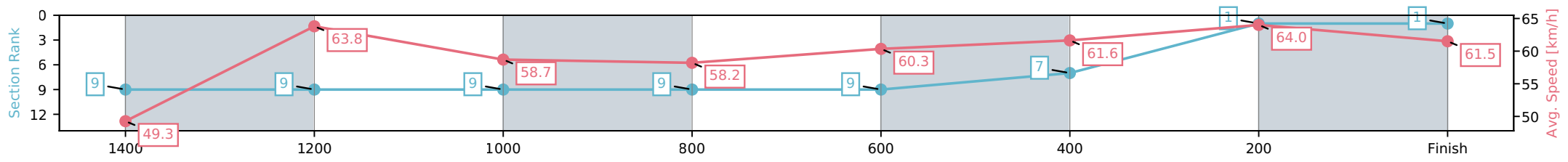
Horse/Jockey Name	And I Am/Kelsey Lenton
Finish Rank	1
Fastest Section Time (Section)	0:11.29 (1400-1200)
Top Speed [km/h] (Section)	64.8 (400-200)
Race State	Finished



Gatton QLD --Professional-2026-06-27
 Race 3: RDO Equipment Gatton Maiden Plate - 1600m
 27 June 2026 - 12:34PM
 Track Rating: Good 4, Weather: Overcast, Rail Position: +1m
 750m-400m, True Remainder



Section	L1600	L1400	L1200	L1000	L800	L600	L400	L200
Section Times	1:37.86 (0:14.76)	1:23.10 [9] (0:11.29)	1:11.81 [9] (0:12.37)	0:59.44 [9] (0:12.45)	0:46.99 [9] (0:12.01)	0:34.98 [9] (0:11.91)	0:23.07 [7] (0:11.33)	0:11.74 [1] (0:11.74)
Average Speed [km/h]	49.3	63.8	58.7	58.2	60.3	61.6	64.0	61.5
Top Speed [km/h]	62.9	64.4	64.2	59.3	61.1	63.1	64.8	63.4
Avg. Dist. to Rail [m]	5.0	1.5	1.6	1.6	2.6	3.3	5.0	6.6
Avg. Stride Freq. [Hz]	2.2	2.2	2.1	2.1	2.1	2.2	2.3	2.3
Avg. Stride Length [m]	6.7	8.1	8.0	7.9	8.0	7.9	7.9	7.8



[] Ranking at each section and finish
 -:-:- No data available at this section
 NA No data available

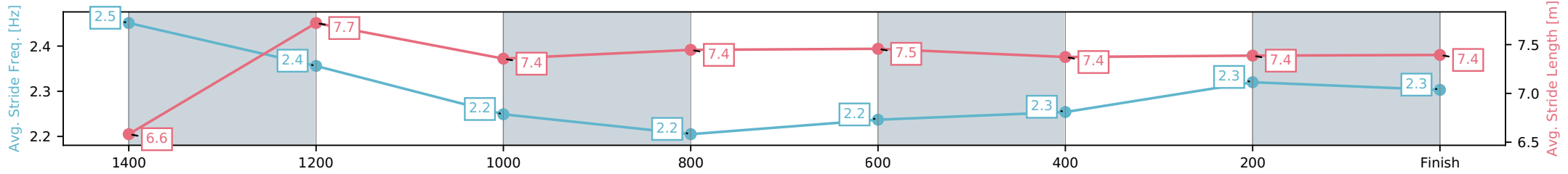
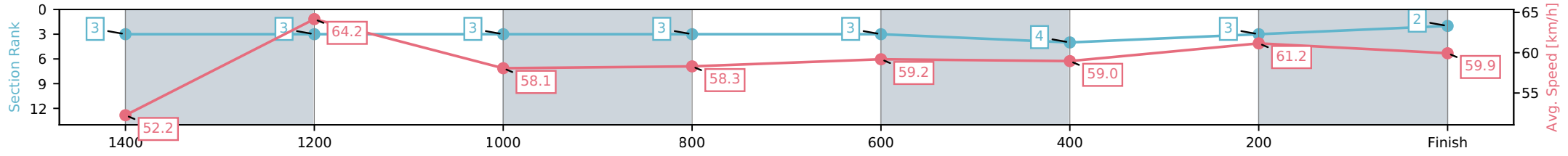
Horse/Jockey Name	Talleyrand/Jess Emmerson
Finish Rank	2
Fastest Section Time (Section)	0:11.23 (1400-1200)
Top Speed [km/h] (Section)	65.6 (1400-1200)
Race State	Finished



Gatton QLD --Professional-2026-06-27
 Race 3: RDO Equipment Gatton Maiden Plate - 1600m
 27 June 2026 - 12:34PM
 Track Rating: Good 4, Weather: Overcast, Rail Position: +1m
 750m-400m, True Remainder



Section	L1600	L1400	L1200	L1000	L800	L600	L400	L200
Section Times	1:38.22 (0:13.89)	1:24.33 [3] (0:11.23)	1:13.10 [3] (0:12.51)	1:00.59 [3] (0:12.40)	0:48.20 [3] (0:12.20)	0:36.00 [3] (0:12.24)	0:23.76 [4] (0:11.77)	0:12.00 [3] (0:12.00)
Average Speed [km/h]	52.2	64.2	58.1	58.3	59.2	59.0	61.2	59.9
Top Speed [km/h]	65.2	65.6	60.7	59.4	59.9	60.1	62.3	62.3
Avg. Dist. to Rail [m]	2.1	1.1	1.4	1.7	0.9	0.3	0.6	1.7
Avg. Stride Freq. [Hz]	2.5	2.4	2.2	2.2	2.2	2.3	2.3	2.3
Avg. Stride Length [m]	6.6	7.7	7.4	7.4	7.5	7.4	7.4	7.4



[] Ranking at each section and finish
 -:-:- No data available at this section
 NA No data available

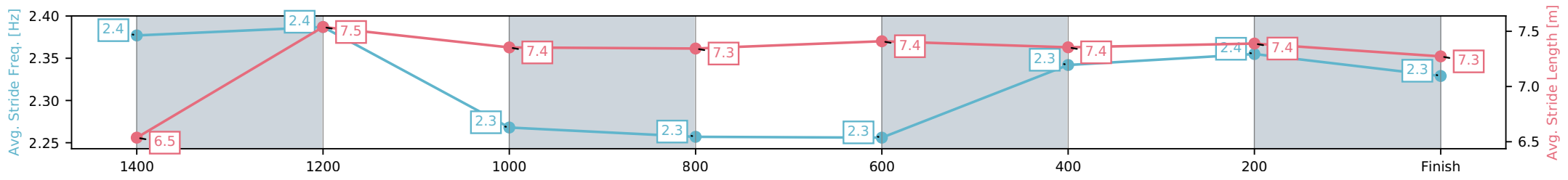
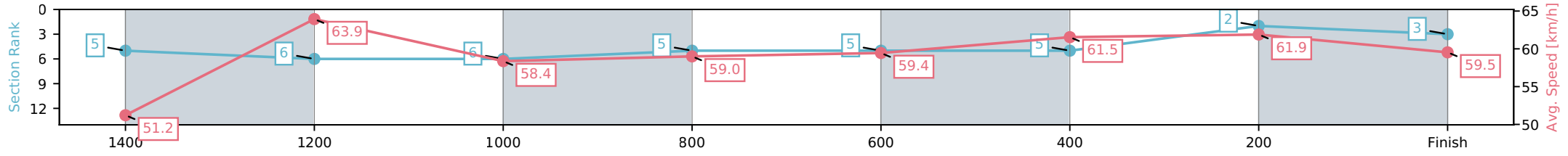
Horse/Jockey Name	Kalamia King/Bailey Wheeler
Finish Rank	3
Fastest Section Time (Section)	0:11.25 (1400-1200)
Top Speed [km/h] (Section)	64.4 (1400-1200)
Race State	Finished



Gatton QLD --Professional-2026-06-27
 Race 3: RDO Equipment Gatton Maiden Plate - 1600m
 27 June 2026 - 12:34PM
 Track Rating: Good 4, Weather: Overcast, Rail Position: +1m
 750m-400m, True Remainder



Section	L1600	L1400	L1200	L1000	L800	L600	L400	L200
Section Times	1:38.34 (0:14.18)	1:24.16 [5] (0:11.25)	1:12.91 [6] (0:12.56)	1:00.34 [6] (0:12.29)	0:48.05 [5] (0:12.21)	0:35.84 [5] (0:11.99)	0:23.85 [5] (0:11.72)	0:12.13 [2] (0:12.13)
Average Speed [km/h]	51.2	63.9	58.4	59.0	59.4	61.5	61.9	59.5
Top Speed [km/h]	62.6	64.4	63.5	59.6	60.1	62.2	62.9	61.8
Avg. Dist. to Rail [m]	4.1	2.2	2.9	2.5	2.3	4.1	4.8	5.9
Avg. Stride Freq. [Hz]	2.4	2.4	2.3	2.3	2.3	2.3	2.4	2.3
Avg. Stride Length [m]	6.5	7.5	7.4	7.3	7.4	7.4	7.4	7.3



[] Ranking at each section and finish
 -:-:- No data available at this section
 NA No data available

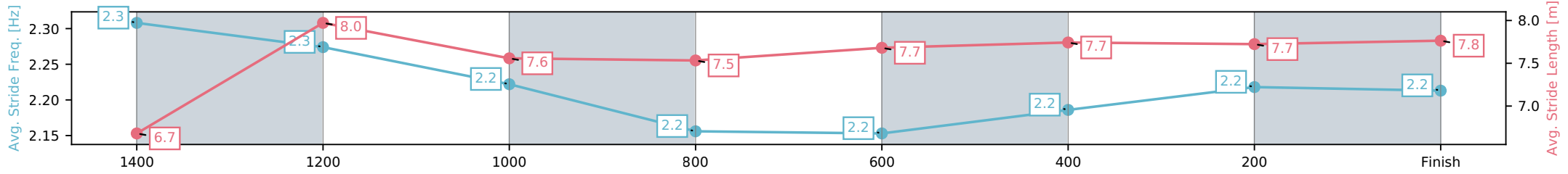
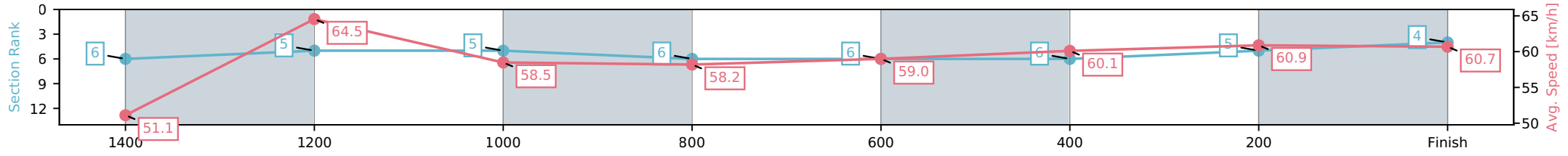
Horse/Jockey Name	Sealord/Fred Larson
Finish Rank	4
Fastest Section Time (Section)	0:11.15 (1400-1200)
Top Speed [km/h] (Section)	65.1 (1400-1200)
Race State	Finished



Gatton QLD --Professional-2026-06-27
 Race 3: RDO Equipment Gatton Maiden Plate - 1600m
 27 June 2026 - 12:34PM
 Track Rating: Good 4, Weather: Overcast, Rail Position: +1m
 750m-400m, True Remainder



Section	L1600	L1400	L1200	L1000	L800	L600	L400	L200
Section Times	1:38.35 (0:14.22)	1:24.13 [6] (0:11.15)	1:12.98 [5] (0:12.50)	1:00.48 [5] (0:12.43)	0:48.06 [6] (0:12.24)	0:35.82 [6] (0:12.06)	0:23.76 [6] (0:11.93)	0:11.83 [5] (0:11.83)
Average Speed [km/h]	51.1	64.5	58.5	58.2	59.0	60.1	60.9	60.7
Top Speed [km/h]	64.1	65.1	64.4	59.1	59.8	61.5	61.8	61.8
Avg. Dist. to Rail [m]	2.8	1.0	2.5	1.6	0.8	1.1	4.2	7.6
Avg. Stride Freq. [Hz]	2.3	2.3	2.2	2.2	2.2	2.2	2.2	2.2
Avg. Stride Length [m]	6.7	8.0	7.6	7.5	7.7	7.7	7.7	7.8



[] Ranking at each section and finish
 -:-:- No data available at this section
 NA No data available

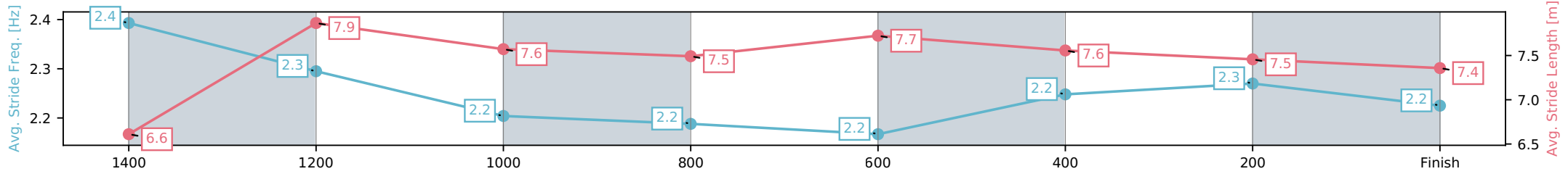
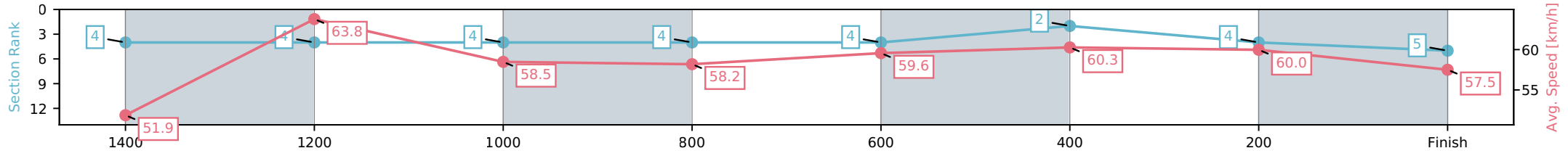
Horse/Jockey Name	Trust In The Rock/Micheal Hellyer
Finish Rank	5
Fastest Section Time (Section)	0:11.30 (1400-1200)
Top Speed [km/h] (Section)	65.4 (1600 - 1400)
Race State	Finished



Gatton QLD --Professional-2026-06-27
 Race 3: RDO Equipment Gatton Maiden Plate - 1600m
 27 June 2026 - 12:34PM
 Track Rating: Good 4, Weather: Overcast, Rail Position: +1m
 750m-400m, True Remainder



Section	L1600	L1400	L1200	L1000	L800	L600	L400	L200
Section Times	1:38.89 (0:14.02)	1:24.86 [4] (0:11.30)	1:13.57 [4] (0:12.43)	1:01.13 [4] (0:12.46)	0:48.68 [4] (0:12.09)	0:36.59 [4] (0:12.11)	0:24.48 [2] (0:12.06)	0:12.41 [4] (0:12.41)
Average Speed [km/h]	51.9	63.8	58.5	58.2	59.6	60.3	60.0	57.5
Top Speed [km/h]	65.4	65.0	61.8	58.8	60.2	61.3	61.1	59.5
Avg. Dist. to Rail [m]	8.6	1.4	1.8	2.0	0.6	2.0	3.9	4.3
Avg. Stride Freq. [Hz]	2.4	2.3	2.2	2.2	2.2	2.2	2.3	2.2
Avg. Stride Length [m]	6.6	7.9	7.6	7.5	7.7	7.6	7.5	7.4



[] Ranking at each section and finish
 -:-:- No data available at this section
 NA No data available

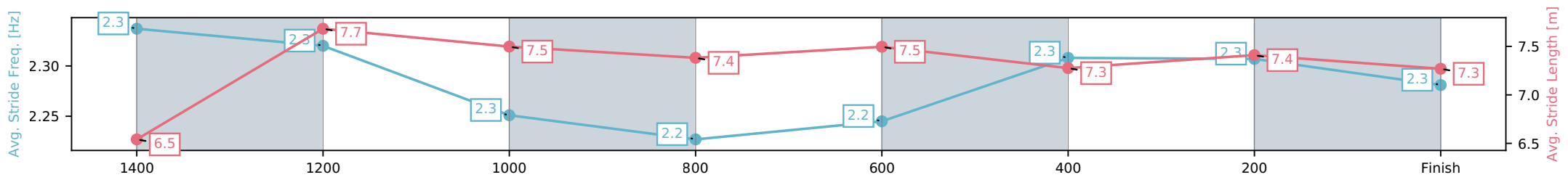
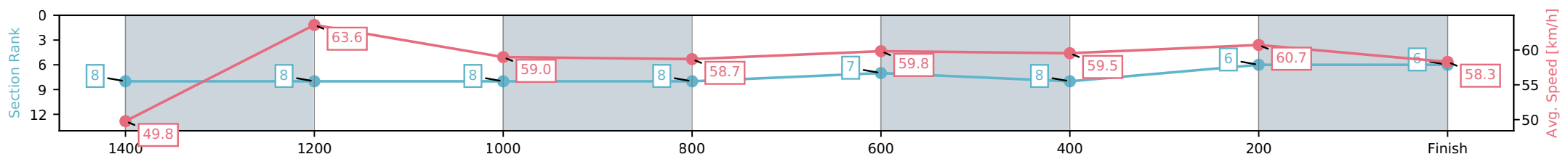
Horse/Jockey Name	Alzurri/Justin P Stanley
Finish Rank	6
Fastest Section Time (Section)	0:11.33 (1400-1200)
Top Speed [km/h] (Section)	64.4 (1200-1000)
Race State	Finished



Gatton QLD --Professional-2026-06-27
 Race 3: RDO Equipment Gatton Maiden Plate - 1600m
 27 June 2026 - 12:34PM
 Track Rating: Good 4, Weather: Overcast, Rail Position: +1m
 750m-400m, True Remainder



Section	L1600	L1400	L1200	L1000	L800	L600	L400	L200
Section Times	1:39.24 (0:14.60)	1:24.64 [8] (0:11.33)	1:13.30 [8] (0:12.41)	1:00.89 [8] (0:12.38)	0:48.51 [8] (0:12.10)	0:36.42 [7] (0:12.19)	0:24.22 [8] (0:11.92)	0:12.30 [6] (0:12.30)
Average Speed [km/h]	49.8	63.6	59.0	58.7	59.8	59.5	60.7	58.3
Top Speed [km/h]	62.1	64.2	64.4	60.0	60.4	60.3	62.2	60.0
Avg. Dist. to Rail [m]	6.2	2.5	2.9	2.6	2.1	1.4	3.4	5.5
Avg. Stride Freq. [Hz]	2.3	2.3	2.3	2.2	2.2	2.3	2.3	2.3
Avg. Stride Length [m]	6.5	7.7	7.5	7.4	7.5	7.3	7.4	7.3



[] Ranking at each section and finish
 -:-:- No data available at this section
 NA No data available

Horse/Jockey Name	Exodini/Georgina Cartwright
Finish Rank	7
Fastest Section Time (Section)	0:11.28 (1400-1200)
Top Speed [km/h] (Section)	64.4 (1400-1200)
Race State	Finished



Gatton QLD --Professional-2026-06-27

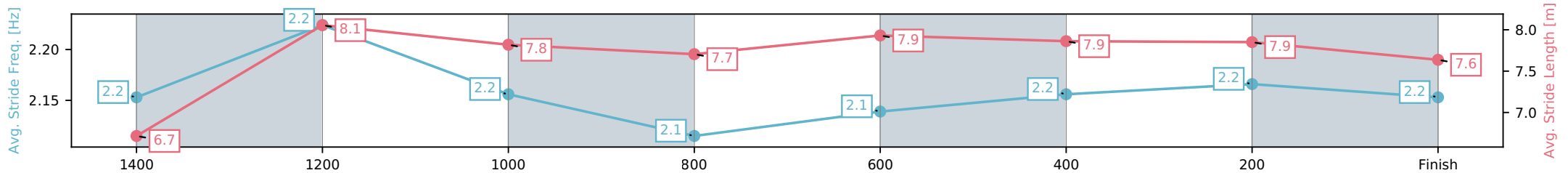
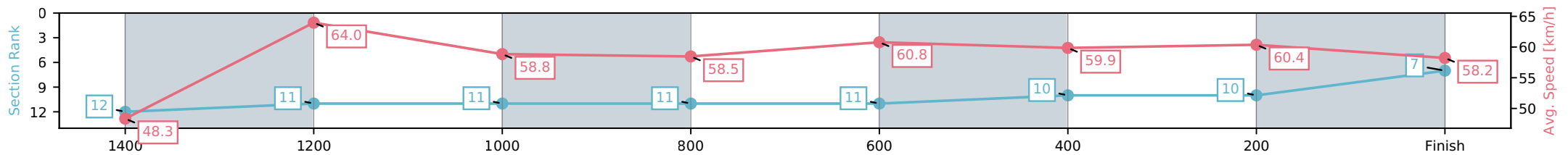
Race 3: RDO Equipment Gatton Maiden Plate - 1600m

27 June 2026 - 12:34PM

Track Rating: Good 4, Weather: Overcast, Rail Position: +1m
750m-400m, True Remainder



Section	L1600	L1400	L1200	L1000	L800	L600	L400	L200
Section Times	1:39.46 (0:15.09)	1:24.37 [12] (0:11.28)	1:13.10 [11] (0:12.36)	1:00.74 [11] (0:12.34)	0:48.40 [11] (0:11.90)	0:36.50 [11] (0:12.18)	0:24.31 [10] (0:11.95)	0:12.36 [10] (0:12.36)
Average Speed [km/h]	48.3	64.0	58.8	58.5	60.8	59.9	60.4	58.2
Top Speed [km/h]	62.7	64.4	64.0	59.7	61.7	61.5	61.6	59.5
Avg. Dist. to Rail [m]	8.2	1.2	1.7	1.4	1.5	2.0	1.1	1.5
Avg. Stride Freq. [Hz]	2.2	2.2	2.2	2.1	2.1	2.2	2.2	2.2
Avg. Stride Length [m]	6.7	8.1	7.8	7.7	7.9	7.9	7.9	7.6



- [] Ranking at each section and finish
- :-:- No data available at this section
- NA No data available

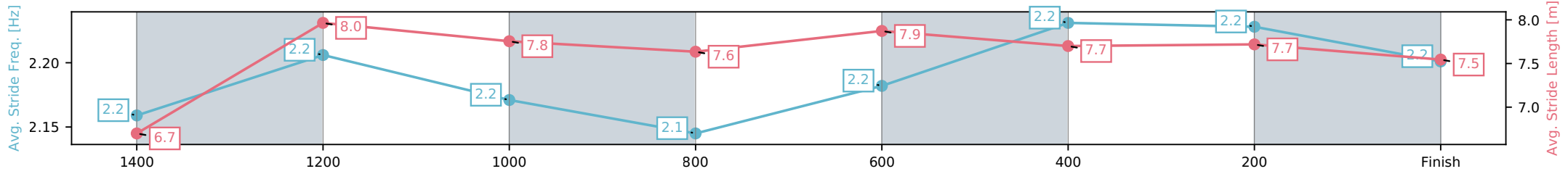
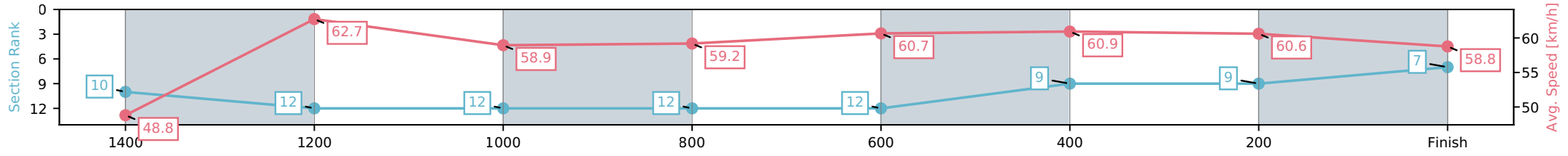
Horse/Jockey Name	Yes Is The Answer/Nozi Tomizawa
Finish Rank	8
Fastest Section Time (Section)	0:11.51 (1400-1200)
Top Speed [km/h] (Section)	63.5 (1400-1200)
Race State	Finished



Gatton QLD --Professional-2026-06-27
 Race 3: RDO Equipment Gatton Maiden Plate - 1600m
 27 June 2026 - 12:34PM
 Track Rating: Good 4, Weather: Overcast, Rail Position: +1m
 750m-400m, True Remainder



Section	L1600	L1400	L1200	L1000	L800	L600	L400	L200
Section Times	1:39.46 (0:14.88)	1:24.58 [10] (0:11.51)	1:13.08 [12] (0:12.44)	1:00.64 [12] (0:12.29)	0:48.35 [12] (0:11.96)	0:36.39 [12] (0:12.03)	0:24.36 [9] (0:11.98)	0:12.38 [9] (0:12.38)
Average Speed [km/h]	48.8	62.7	58.9	59.2	60.7	60.9	60.6	58.8
Top Speed [km/h]	61.0	63.5	63.3	61.7	61.3	61.4	61.3	59.8
Avg. Dist. to Rail [m]	7.2	3.4	3.4	2.7	2.9	2.9	4.3	5.1
Avg. Stride Freq. [Hz]	2.2	2.2	2.2	2.1	2.2	2.2	2.2	2.2
Avg. Stride Length [m]	6.7	8.0	7.8	7.6	7.9	7.7	7.7	7.5



[] Ranking at each section and finish
 -:-:- No data available at this section
 NA No data available

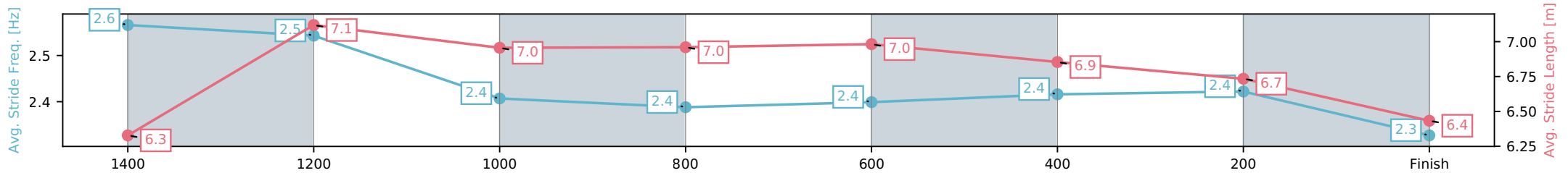
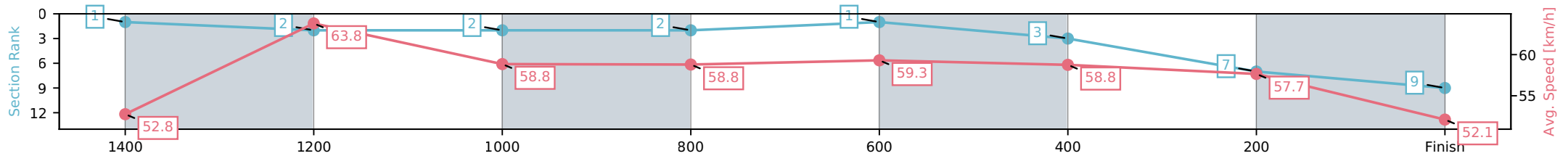
Horse/Jockey Name	Slayrider/Adin Thompson
Finish Rank	9
Fastest Section Time (Section)	0:11.28 (1400-1200)
Top Speed [km/h] (Section)	65.7 (1400-1200)
Race State	Finished



Gatton QLD --Professional-2026-06-27
 Race 3: RDO Equipment Gatton Maiden Plate - 1600m
 27 June 2026 - 12:34PM
 Track Rating: Good 4, Weather: Overcast, Rail Position: +1m
 750m-400m, True Remainder



Section	L1600	L1400	L1200	L1000	L800	L600	L400	L200
Section Times	1:40.85 (0:13.77)	1:27.08 [1] (0:11.28)	1:15.80 [2] (0:12.48)	1:03.32 [2] (0:12.33)	0:50.99 [2] (0:12.20)	0:38.79 [1] (0:12.38)	0:26.42 [3] (0:12.56)	0:13.85 [7] (0:13.85)
Average Speed [km/h]	52.8	63.8	58.8	58.8	59.3	58.8	57.7	52.1
Top Speed [km/h]	65.7	65.7	61.7	59.3	60.3	60.5	59.3	56.5
Avg. Dist. to Rail [m]	11.3	3.7	2.9	2.2	1.6	1.9	3.5	4.6
Avg. Stride Freq. [Hz]	2.6	2.5	2.4	2.4	2.4	2.4	2.4	2.3
Avg. Stride Length [m]	6.3	7.1	7.0	7.0	7.0	6.9	6.7	6.4



- [] Ranking at each section and finish
- :-:- No data available at this section
- NA No data available

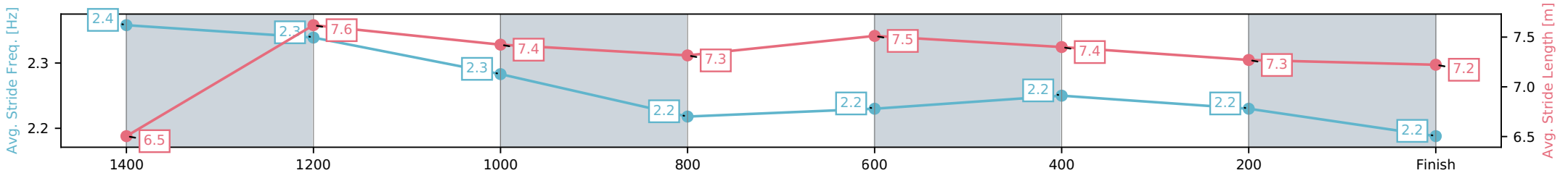
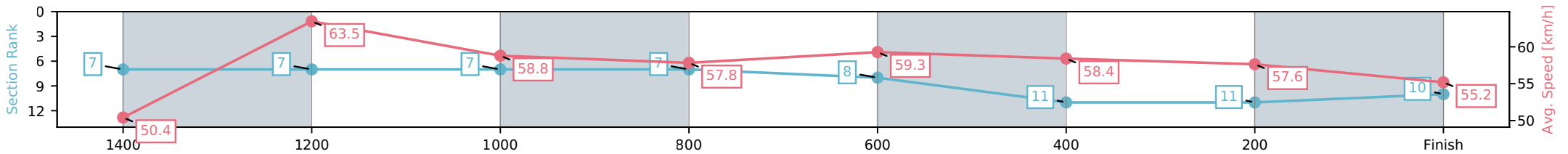
Horse/Jockey Name	Love The Governess/Noriyuki Masuda
Finish Rank	10
Fastest Section Time (Section)	0:11.35 (1400-1200)
Top Speed [km/h] (Section)	64.4 (1400-1200)
Race State	Finished



Gatton QLD --Professional-2026-06-27
 Race 3: RDO Equipment Gatton Maiden Plate - 1600m
 27 June 2026 - 12:34PM
 Track Rating: Good 4, Weather: Overcast, Rail Position: +1m
 750m-400m, True Remainder



Section	L1600	L1400	L1200	L1000	L800	L600	L400	L200
Section Times	1:40.88 (0:14.43)	1:26.45 [7] (0:11.35)	1:15.10 [7] (0:12.38)	1:02.72 [7] (0:12.51)	0:50.20 [7] (0:12.17)	0:38.04 [8] (0:12.38)	0:25.66 [11] (0:12.55)	0:13.11 [11] (0:13.11)
Average Speed [km/h]	50.4	63.5	58.8	57.8	59.3	58.4	57.6	55.2
Top Speed [km/h]	62.6	64.4	63.9	58.8	59.6	59.4	58.6	59.5
Avg. Dist. to Rail [m]	4.8	1.8	1.9	1.7	0.9	0.6	2.4	5.6
Avg. Stride Freq. [Hz]	2.4	2.3	2.3	2.2	2.2	2.2	2.2	2.2
Avg. Stride Length [m]	6.5	7.6	7.4	7.3	7.5	7.4	7.3	7.2



[] Ranking at each section and finish
 -:-:- No data available at this section
 NA No data available

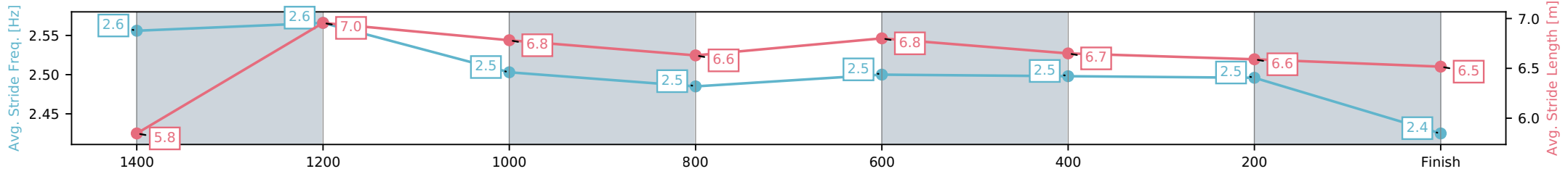
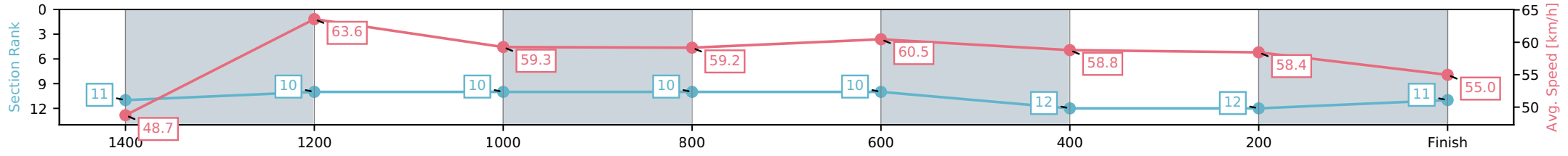
Horse/Jockey Name	Coco's The Deel/Dale Smith
Finish Rank	11
Fastest Section Time (Section)	0:11.33 (1400-1200)
Top Speed [km/h] (Section)	64.3 (1200-1000)
Race State	Finished



Gatton QLD --Professional-2026-06-27
 Race 3: RDO Equipment Gatton Maiden Plate - 1600m
 27 June 2026 - 12:34PM
 Track Rating: Good 4, Weather: Overcast, Rail Position: +1m
 750m-400m, True Remainder



Section	L1600	L1400	L1200	L1000	L800	L600	L400	L200
Section Times	1:41.06 (0:14.92)	1:26.14 [11] (0:11.33)	1:14.80 [10] (0:12.36)	1:02.44 [10] (0:12.29)	0:50.15 [10] (0:12.03)	0:38.12 [10] (0:12.65)	0:25.47 [12] (0:12.41)	0:13.06 [12] (0:13.06)
Average Speed [km/h]	48.7	63.6	59.3	59.2	60.5	58.8	58.4	55.0
Top Speed [km/h]	62.3	64.3	64.3	60.5	60.8	60.4	58.8	58.5
Avg. Dist. to Rail [m]	6.1	2.5	2.9	2.5	4.0	5.2	4.6	6.2
Avg. Stride Freq. [Hz]	2.6	2.6	2.5	2.5	2.5	2.5	2.5	2.4
Avg. Stride Length [m]	5.8	7.0	6.8	6.6	6.8	6.7	6.6	6.5



[] Ranking at each section and finish
 -:-:- No data available at this section
 NA No data available

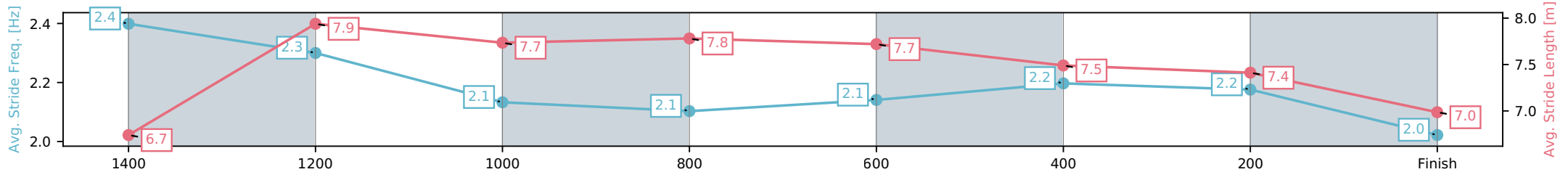
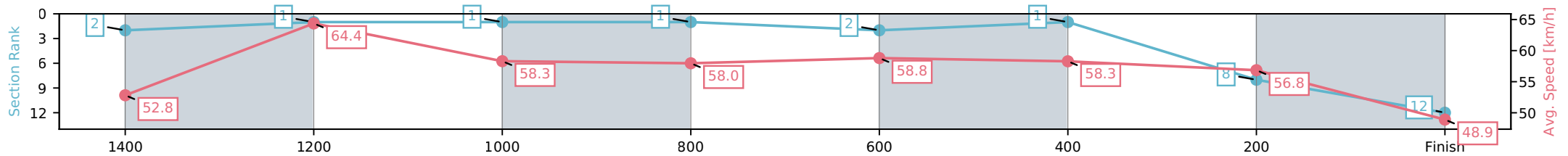
Horse/Jockey Name	Acts Alone/Harrison Shaw
Finish Rank	12
Fastest Section Time (Section)	0:11.19 (1400-1200)
Top Speed [km/h] (Section)	66.1 (1400-1200)
Race State	Finished



Gatton QLD --Professional-2026-06-27
 Race 3: RDO Equipment Gatton Maiden Plate - 1600m
 27 June 2026 - 12:34PM
 Track Rating: Good 4, Weather: Overcast, Rail Position: +1m
 750m-400m, True Remainder



Section	L1600	L1400	L1200	L1000	L800	L600	L400	L200
Section Times	1:41.83 (0:13.78)	1:28.05 [2] (0:11.19)	1:16.86 [1] (0:12.44)	1:04.42 [1] (0:12.45)	0:51.97 [1] (0:12.25)	0:39.73 [2] (0:12.28)	0:27.45 [1] (0:12.66)	0:14.78 [8] (0:14.78)
Average Speed [km/h]	52.8	64.4	58.3	58.0	58.8	58.3	56.8	48.9
Top Speed [km/h]	65.6	66.1	61.1	58.8	59.6	59.8	59.0	54.1
Avg. Dist. to Rail [m]	10.4	2.2	1.2	0.7	0.3	1.0	0.8	2.3
Avg. Stride Freq. [Hz]	2.4	2.3	2.1	2.1	2.1	2.2	2.2	2.0
Avg. Stride Length [m]	6.7	7.9	7.7	7.8	7.7	7.5	7.4	7.0



- [] Ranking at each section and finish
- :-:- No data available at this section
- NA No data available

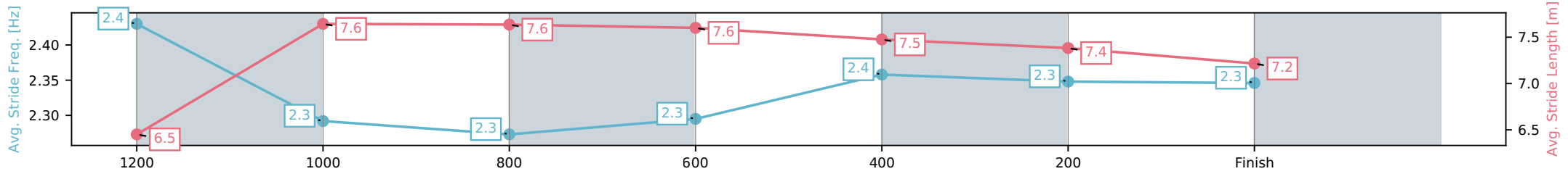
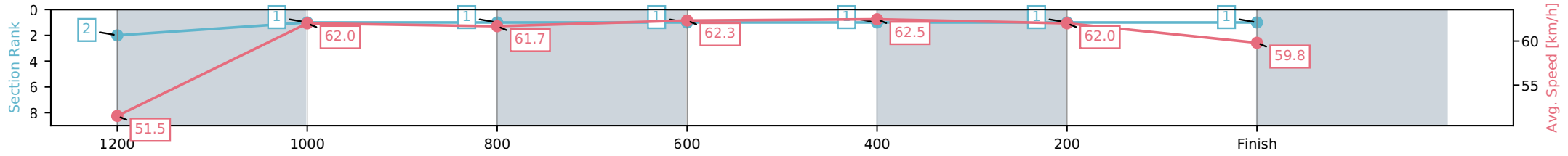
Horse/Jockey Name	Jungle Fever/Corey Sutherland
Finish Rank	1
Fastest Section Time (Section)	0:11.54 (800-600)
Top Speed [km/h] (Section)	64.1 (800-600)
Race State	Finished



Gatton QLD --Professional-2026-06-27
 Race 4: Porters Plainland Hotel BM60 Handicap - 1400m
 27 June 2026 - 1:10PM
 Track Rating: Good 4, Weather: Overcast, Rail Position: +1m
 750m-400m, True Remainder



Section	L1400	L1200	L1000	L800	L600	L400	L200
Section Times	1:24.02 (0:13.84)	1:10.18 [2] (0:11.70)	0:58.48 [1] (0:11.69)	0:46.78 [1] (0:11.54)	0:35.24 [1] (0:11.55)	0:23.70 [1] (0:11.61)	0:12.09 [1] (0:12.09)
Average Speed [km/h]	51.5	62.0	61.7	62.3	62.5	62.0	59.8
Top Speed [km/h]	64.0	63.3	62.5	64.1	64.0	62.8	61.6
Avg. Dist. to Rail [m]	5.4	1.4	0.5	0.3	0.2	1.3	4.4
Avg. Stride Freq. [Hz]	2.4	2.3	2.3	2.3	2.4	2.3	2.3
Avg. Stride Length [m]	6.5	7.6	7.6	7.6	7.5	7.4	7.2



[] Ranking at each section and finish
 -:-:- No data available at this section
 NA No data available

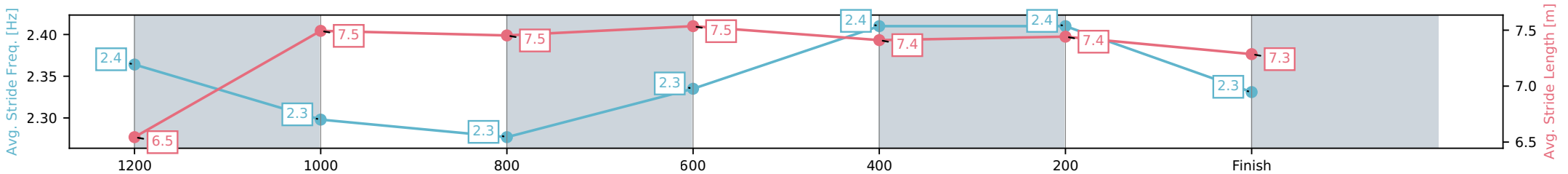
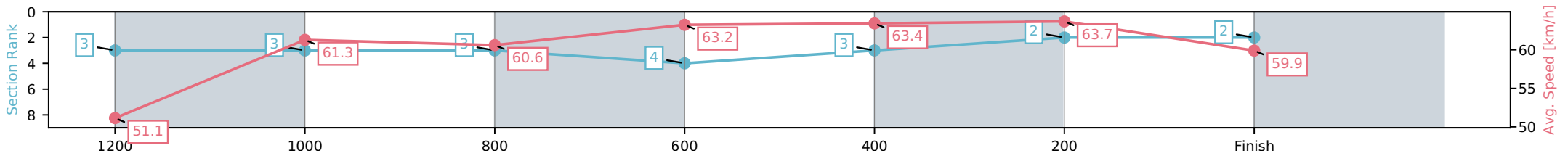
Horse/Jockey Name	Treasurer/Georgina Cartwright
Finish Rank	2
Fastest Section Time (Section)	0:11.35 (400-200)
Top Speed [km/h] (Section)	64.3 (400-200)
Race State	Finished



Gatton QLD --Professional-2026-06-27
 Race 4: Porters Plainland Hotel BM60 Handicap - 1400m
 27 June 2026 - 1:10PM
 Track Rating: Good 4, Weather: Overcast, Rail Position: +1m
 750m-400m, True Remainder



Section	L1400	L1200	L1000	L800	L600	L400	L200
Section Times	1:24.03 (0:13.92)	1:10.11 [3] (0:11.92)	0:58.19 [3] (0:11.94)	0:46.24 [3] (0:11.44)	0:34.80 [4] (0:11.48)	0:23.33 [3] (0:11.35)	0:11.98 [2] (0:11.98)
Average Speed [km/h]	51.1	61.3	60.6	63.2	63.4	63.7	59.9
Top Speed [km/h]	62.6	63.0	61.9	63.6	64.2	64.3	63.1
Avg. Dist. to Rail [m]	4.6	2.2	2.0	1.8	1.9	2.1	4.6
Avg. Stride Freq. [Hz]	2.4	2.3	2.3	2.3	2.4	2.4	2.3
Avg. Stride Length [m]	6.5	7.5	7.5	7.5	7.4	7.4	7.3



[] Ranking at each section and finish
 -:-:- No data available at this section
 NA No data available

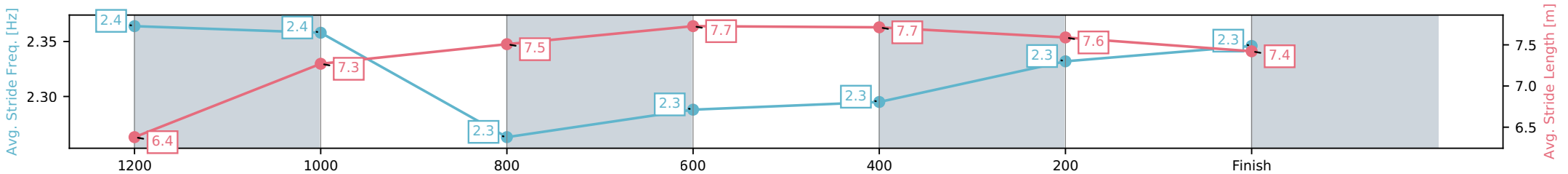
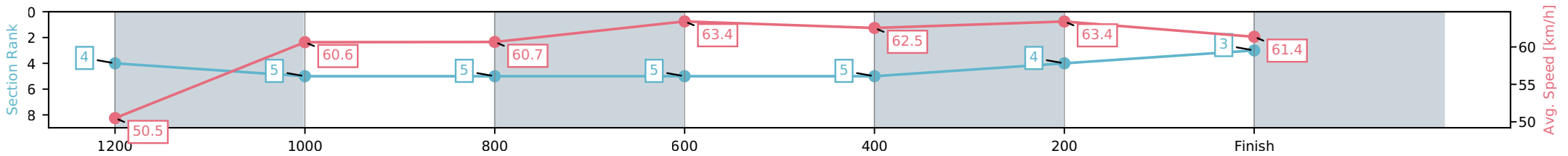
Horse/Jockey Name	Best Coffee/Damien Boche
Finish Rank	3
Fastest Section Time (Section)	0:11.40 (800-600)
Top Speed [km/h] (Section)	64.9 (800-600)
Race State	Finished



Gatton QLD --Professional-2026-06-27
 Race 4: Porters Plainland Hotel BM60 Handicap - 1400m
 27 June 2026 - 1:10PM
 Track Rating: Good 4, Weather: Overcast, Rail Position: +1m
 750m-400m, True Remainder



Section	L1400	L1200	L1000	L800	L600	L400	L200
Section Times	1:24.21 (0:14.10)	1:10.11 [4] (0:11.99)	0:58.12 [5] (0:11.95)	0:46.17 [5] (0:11.40)	0:34.77 [5] (0:11.60)	0:23.16 [5] (0:11.44)	0:11.73 [4] (0:11.73)
Average Speed [km/h]	50.5	60.6	60.7	63.4	62.5	63.4	61.4
Top Speed [km/h]	64.2	64.1	62.1	64.9	63.6	63.8	63.5
Avg. Dist. to Rail [m]	2.6	1.9	2.1	1.6	1.2	4.1	7.0
Avg. Stride Freq. [Hz]	2.4	2.4	2.3	2.3	2.3	2.3	2.3
Avg. Stride Length [m]	6.4	7.3	7.5	7.7	7.7	7.6	7.4



[] Ranking at each section and finish
 -:-:- No data available at this section
 NA No data available

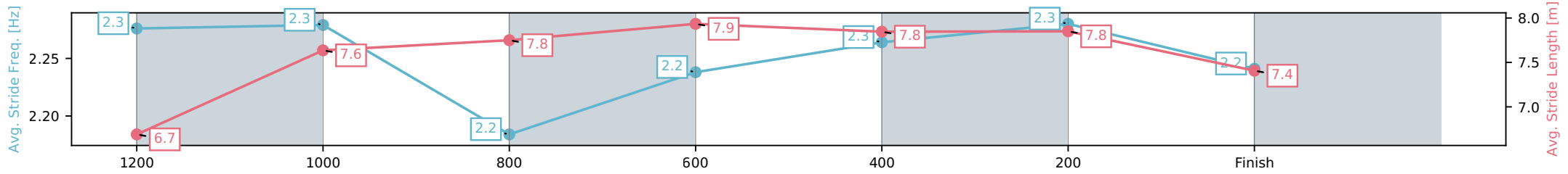
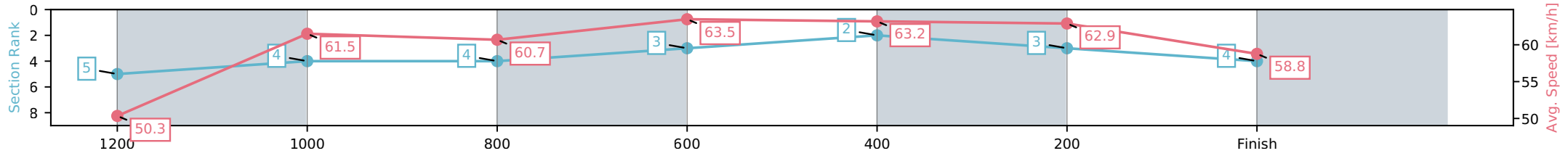
Horse/Jockey Name	Zeamaize/Justin P Stanley
Finish Rank	4
Fastest Section Time (Section)	0:11.36 (800-600)
Top Speed [km/h] (Section)	64.9 (1200-1000)
Race State	Finished



Gatton QLD --Professional-2026-06-27
 Race 4: Porters Plainland Hotel BM60 Handicap - 1400m
 27 June 2026 - 1:10PM
 Track Rating: Good 4, Weather: Overcast, Rail Position: +1m
 750m-400m, True Remainder



Section	L 1400	L1200	L1000	L800	L600	L400	L200
Section Times	1:24.36 (0:14.16)	1:10.20 [5] (0:11.80)	0:58.40 [4] (0:11.91)	0:46.50 [4] (0:11.36)	0:35.14 [3] (0:11.43)	0:23.70 [2] (0:11.47)	0:12.24 [3] (0:12.24)
Average Speed [km/h]	50.3	61.5	60.7	63.5	63.2	62.9	58.8
Top Speed [km/h]	64.7	64.9	62.0	64.0	63.7	64.4	61.0
Avg. Dist. to Rail [m]	1.8	1.2	1.1	0.8	0.5	0.9	0.5
Avg. Stride Freq. [Hz]	2.3	2.3	2.2	2.2	2.3	2.3	2.2
Avg. Stride Length [m]	6.7	7.6	7.8	7.9	7.8	7.8	7.4



[] Ranking at each section and finish
 -:-:- No data available at this section
 NA No data available

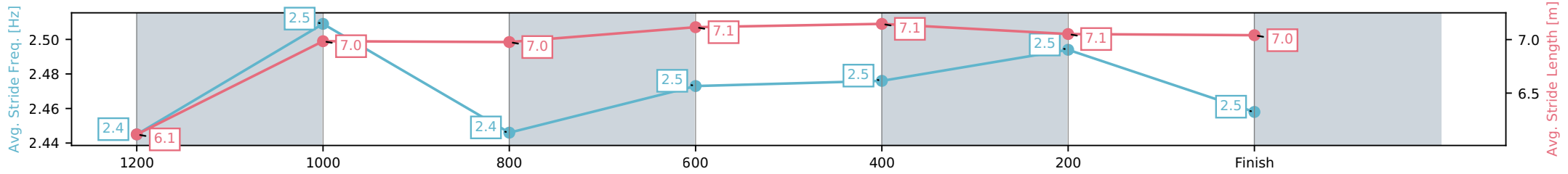
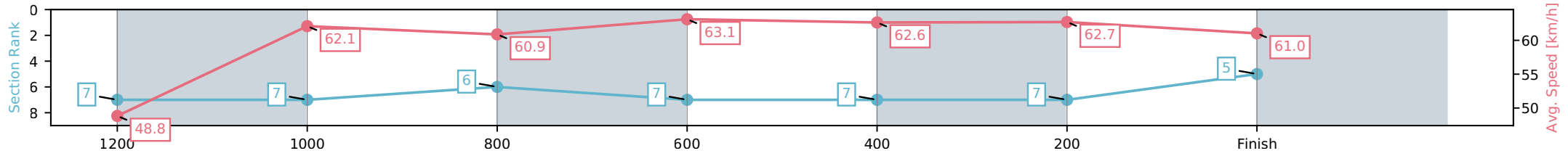
Horse/Jockey Name	Scruffy/Fred Larson
Finish Rank	5
Fastest Section Time (Section)	0:11.50 (800-600)
Top Speed [km/h] (Section)	65.9 (800-600)
Race State	Finished



Gatton QLD --Professional-2026-06-27
 Race 4: Porters Plainland Hotel BM60 Handicap - 1400m
 27 June 2026 - 1:10PM
 Track Rating: Good 4, Weather: Overcast, Rail Position: +1m
 750m-400m, True Remainder



Section	L1400	L1200	L1000	L800	L600	L400	L200
Section Times	1:24.64 (0:14.65)	1:09.99 [7] (0:11.70)	0:58.30 [7] (0:11.87)	0:46.42 [6] (0:11.50)	0:34.93 [7] (0:11.81)	0:23.12 [7] (0:11.56)	0:11.56 [7] (0:11.56)
Average Speed [km/h]	48.8	62.1	60.9	63.1	62.6	62.7	61.0
Top Speed [km/h]	64.3	65.0	62.0	65.9	65.7	63.9	62.9
Avg. Dist. to Rail [m]	4.4	1.4	1.4	2.4	4.4	4.5	5.1
Avg. Stride Freq. [Hz]	2.4	2.5	2.4	2.5	2.5	2.5	2.5
Avg. Stride Length [m]	6.1	7.0	7.0	7.1	7.1	7.1	7.0



[] Ranking at each section and finish
 -:-:- No data available at this section
 NA No data available

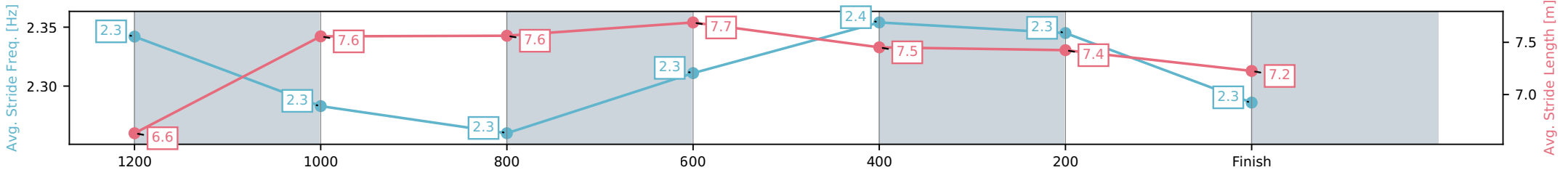
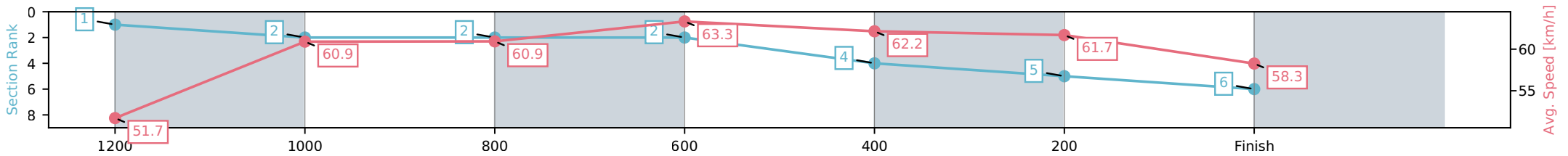
Horse/Jockey Name	Privalova/Ashley Butler
Finish Rank	6
Fastest Section Time (Section)	0:11.43 (800-600)
Top Speed [km/h] (Section)	64.0 (800-600)
Race State	Finished



Gatton QLD --Professional-2026-06-27
 Race 4: Porters Plainland Hotel BM60 Handicap - 1400m
 27 June 2026 - 1:10PM
 Track Rating: Good 4, Weather: Overcast, Rail Position: +1m
 750m-400m, True Remainder



Section	L1400	L1200	L1000	L800	L600	L400	L200
Section Times	1:24.80 (0:13.79)	1:11.01 [1] (0:11.90)	0:59.10 [2] (0:11.87)	0:47.23 [2] (0:11.43)	0:35.80 [2] (0:11.76)	0:24.04 [4] (0:11.74)	0:12.30 [5] (0:12.30)
Average Speed [km/h]	51.7	60.9	60.9	63.3	62.2	61.7	58.3
Top Speed [km/h]	63.1	62.9	62.4	64.0	63.4	63.0	60.6
Avg. Dist. to Rail [m]	3.1	1.1	1.5	2.0	2.5	3.6	5.3
Avg. Stride Freq. [Hz]	2.3	2.3	2.3	2.3	2.4	2.3	2.3
Avg. Stride Length [m]	6.6	7.6	7.6	7.7	7.5	7.4	7.2



[] Ranking at each section and finish
 -:-:- No data available at this section
 NA No data available

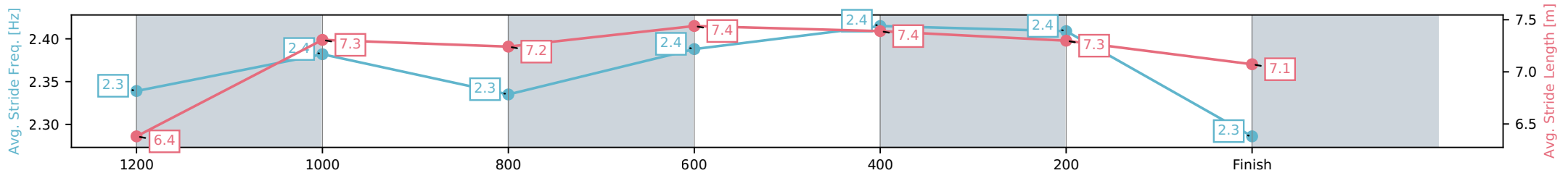
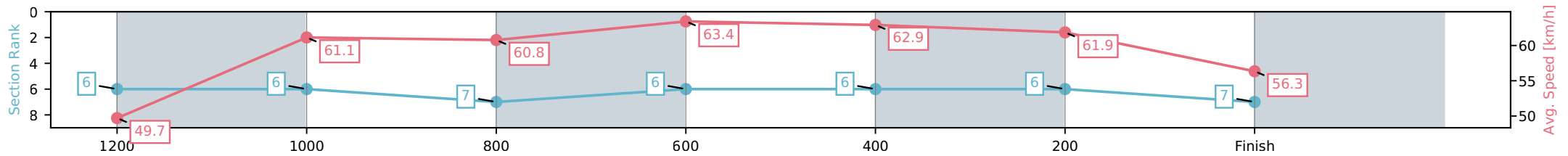
Horse/Jockey Name	Suprendre/Micheal Hellyer
Finish Rank	7
Fastest Section Time (Section)	0:11.40 (800-600)
Top Speed [km/h] (Section)	65.0 (600-400)
Race State	Finished



Gatton QLD --Professional-2026-06-27
 Race 4: Porters Plainland Hotel BM60 Handicap - 1400m
 27 June 2026 - 1:10PM
 Track Rating: Good 4, Weather: Overcast, Rail Position: +1m
 750m-400m, True Remainder



Section	L1400	L1200	L1000	L800	L600	L400	L200
Section Times	1:25.76 (0:14.32)	1:11.44 [6] (0:11.98)	0:59.46 [6] (0:11.94)	0:47.52 [7] (0:11.40)	0:36.12 [6] (0:11.61)	0:24.50 [6] (0:11.71)	0:12.80 [6] (0:12.80)
Average Speed [km/h]	49.7	61.1	60.8	63.4	62.9	61.9	56.3
Top Speed [km/h]	64.4	64.8	62.4	65.0	65.0	63.0	60.4
Avg. Dist. to Rail [m]	3.8	2.6	2.0	2.1	2.2	4.3	5.4
Avg. Stride Freq. [Hz]	2.3	2.4	2.3	2.4	2.4	2.4	2.3
Avg. Stride Length [m]	6.4	7.3	7.2	7.4	7.4	7.3	7.1



- [] Ranking at each section and finish
- :-:- No data available at this section
- NA No data available



Gatton QLD

Race 5: RMA Engineers 0 - 55 Handicap - 1400m

27 June 2026 - 1:44PM



Track Rating: Good 4, Weather: Overcast, Rail Position: +1m 750m-400m, True Remainder

Field Times (Race Tempo)	1:24.62 (0:13.46)	1:11.16 (0:11.25)	0:59.91 (0:11.56)	0:48.35 (0:11.61)	0:36.74 (0:11.87)	0:24.87 (0:12.13)	0:12.74 (0:12.74)
-----------------------------	----------------------	----------------------	----------------------	----------------------	----------------------	----------------------	----------------------

Rank	TAB#	Horse	Overall Time	First 400m	Top Speed km/h (Section)	L1400	L1200	L1000	L800	L600	L400	L200	
						Start - 1200	1200 - 1000	1000 - 800	800 - 600	600 - 400	400 - 200	200 - Finish	
	(BAR#)	Jockey	Margin (DT-W)	Last 600m	Fastest Section (Time)								
1	13	Peach Galantes	1:24.62	0:24.71	67.3 (1200-1000)	1:24.62	1:11.16 [1]	0:59.91 [1]	0:48.35 [1]	0:36.74 [1]	0:24.87 [1]	0:12.74 [1]	
	(10)	Bailie Baker		0:36.74	1200-1000 (0:11.25)	(0:13.46)	(0:11.25)	(0:11.56)	(0:11.61)	(0:11.87)	(0:12.13)	(0:12.74)	
2	8	Tuesday	1:24.65	0:24.94	67.6 (1200-1000)	1:24.65	1:11.04 [4]	0:59.72 [3]	0:48.03 [4]	0:36.35 [4]	0:24.43 [3]	0:12.34 [3]	
	(4)	Nozi Tomizawa	0.2L (-2)	0:36.34	1200-1000 (0:11.33)	(0:13.61)	(0:11.33)	(0:11.68)	(0:11.68)	(0:11.91)	(0:12.09)	(0:12.34)	
3	7	Roaring Success	1:24.76	0:25.98	65.4 (800-600)	1:24.76	1:10.34 [10]	0:58.78 [10]	0:47.08 [10]	0:35.63 [10]	0:23.80 [10]	0:11.98 [9]	
	(7)	Ross O'Sullivan	0.8L (-1)	0:35.64	800-600 (0:11.45)	(0:14.42)	(0:11.56)	(0:11.70)	(0:11.45)	(0:11.84)	(0:11.82)	(0:11.98)	
4	3	Love To Be Proud	1:24.78	0:25.51	65.2 (1200-1000)	1:24.78	1:10.79 [8]	0:59.27 [8]	0:47.69 [8]	0:35.99 [8]	0:24.14 [8]	0:12.31 [4]	
	(1)	Ashley Butler	1.0L (-6)	0:35.99	1200-1000 (0:11.52)	(0:13.99)	(0:11.52)	(0:11.59)	(0:11.70)	(0:11.85)	(0:11.83)	(0:12.31)	
5	2	Takunai	1:24.97	0:25.13	67.0 (1200-1000)	1:24.97	1:11.27 [5]	0:59.84 [5]	0:48.20 [5]	0:36.51 [5]	0:24.56 [6]	0:12.41 [7]	
	(9)	Archie McColm	2.1L (+6)	0:36.51	1200-1000 (0:11.43)	(0:13.70)	(0:11.43)	(0:11.65)	(0:11.68)	(0:11.96)	(0:12.14)	(0:12.41)	
6	12	Livewire Lass	1:25.02	0:25.19	67.7 (1200-1000)	1:25.02	1:11.28 [6]	0:59.84 [6]	0:48.16 [6]	0:36.40 [7]	0:24.61 [5]	0:12.51 [5]	
	(8)	Kenji Yoshida	2.4L (-2)	0:36.40	1200-1000 (0:11.45)	(0:13.74)	(0:11.45)	(0:11.67)	(0:11.76)	(0:11.79)	(0:12.10)	(0:12.51)	
7	10	Darling Take Care	1:25.11	0:25.72	67.0 (1200-1000)	1:25.11	1:10.97 [9]	0:59.39 [9]	0:47.72 [9]	0:36.11 [9]	0:24.29 [9]	0:12.31 [10]	
	(3)	Justin P Stanley	2.9L (+2)	0:36.11	1200-1000 (0:11.58)	(0:14.14)	(0:11.58)	(0:11.67)	(0:11.61)	(0:11.82)	(0:11.98)	(0:12.31)	
8	15	Coco Jewel	1:25.14	0:24.79	67.6 (1200-1000)	1:25.14	1:11.64 [2]	1:00.35 [2]	0:48.84 [2]	0:37.18 [2]	0:25.21 [2]	0:12.92 [2]	
	(6)	Noriyuki Masuda	3.1L (-3)	0:37.17	1200-1000 (0:11.29)	(0:13.50)	(0:11.29)	(0:11.51)	(0:11.66)	(0:11.96)	(0:12.29)	(0:12.92)	
9	9	Don't Stop Me Now	1:25.44	0:25.41	66.3 (1200-1000)	1:25.44	1:11.50 [7]	1:00.03 [7]	0:48.43 [7]	0:36.85 [6]	0:25.00 [7]	0:12.75 [8]	
	(2)	Georgina Cartwright	4.9L (-4)	0:36.86	1200-1000 (0:11.47)	(0:13.94)	(0:11.47)	(0:11.60)	(0:11.58)	(0:11.86)	(0:12.25)	(0:12.75)	
10	6	Mystery Power	1:25.79	0:25.00	65.7 (1400 - 1200)	1:25.79	1:12.20 [3]	1:00.79 [4]	0:49.27 [3]	0:37.61 [3]	0:25.56 [4]	0:13.24 [6]	
	(5)	Damien Boche	6.9L (-4)	0:37.61	1200-1000 (0:11.41)	(0:13.59)	(0:11.41)	(0:11.52)	(0:11.66)	(0:12.05)	(0:12.32)	(0:13.24)	

Scratched: Keep It Loki (#1), Youmeanddupre (#4), Miley's Memory (#5), Mishani Undercover (#11), Calvary (#14), Master Of Rewards (#16)

Report Created: Sat 27 June 2026

(Note: Races are conducted over an approximate distance as close as possible to the advertised distance, and recorded data may vary accordingly. Official times refer to race times only and do not include handicap times.)

[] Position in running at each section and finish
 TAB# Saddle cloth number
 -:-- No data available at this section
 BAR# Barrier/Gate Position
 NA No data available
 DNF Did not finish
 DNT Did not track
 DT-W Distance travelled compared to winner in metres

Fastest split
 Fastest section

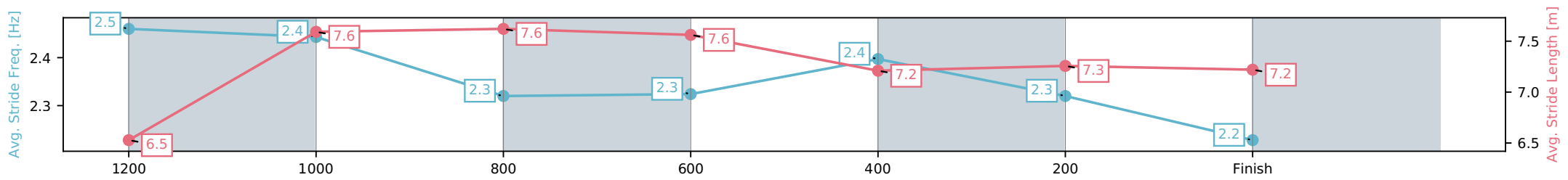
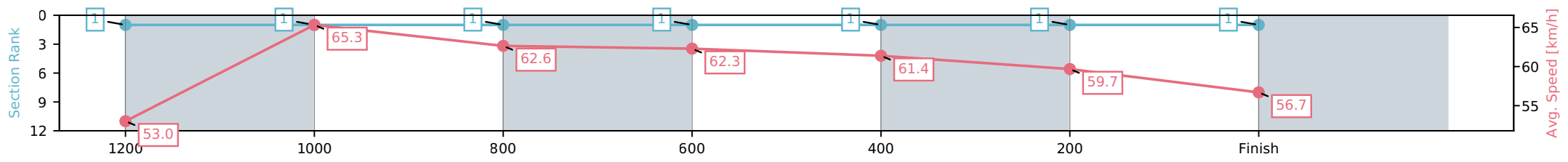
Horse/Jockey Name	Peach Galantes/Bailie Baker
Finish Rank	1
Fastest Section Time (Section)	0:11.25 (1200-1000)
Top Speed [km/h] (Section)	67.3 (1200-1000)
Race State	Finished



Gatton QLD --Professional-2026-06-27
 Race 5: RMA Engineers 0 - 55 Handicap - 1400m
 27 June 2026 - 1:44PM
 Track Rating: Good 4, Weather: Overcast, Rail Position: +1m
 750m-400m, True Remainder



Section	L1400	L1200	L1000	L800	L600	L400	L200
Section Times	1:24.62 (0:13.46)	1:11.16 [1] (0:11.25)	0:59.91 [1] (0:11.56)	0:48.35 [1] (0:11.61)	0:36.74 [1] (0:11.87)	0:24.87 [1] (0:12.13)	0:12.74 [1] (0:12.74)
Average Speed [km/h]	53.0	65.3	62.6	62.3	61.4	59.7	56.7
Top Speed [km/h]	66.8	67.3	63.1	62.9	63.0	60.6	58.3
Avg. Dist. to Rail [m]	8.6	3.3	1.7	1.6	2.1	4.1	5.1
Avg. Stride Freq. [Hz]	2.5	2.4	2.3	2.3	2.4	2.3	2.2
Avg. Stride Length [m]	6.5	7.6	7.6	7.6	7.2	7.3	7.2



[] Ranking at each section and finish
 -:-:- No data available at this section
 NA No data available

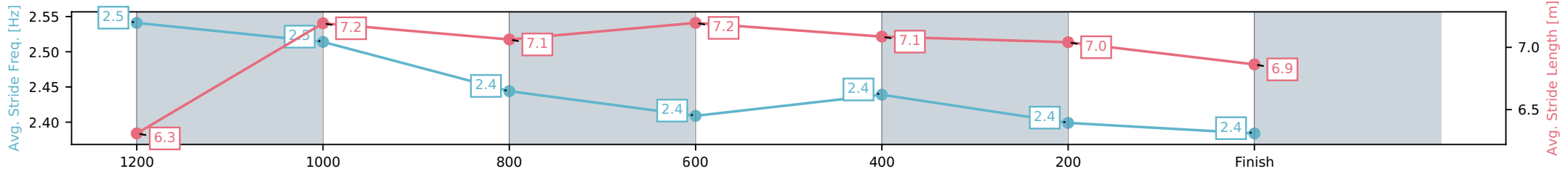
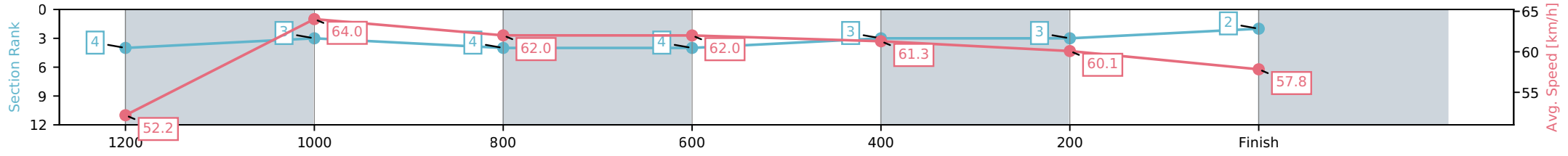
Horse/Jockey Name	Tuesday/Nozi Tomizawa
Finish Rank	2
Fastest Section Time (Section)	0:11.33 (1200-1000)
Top Speed [km/h] (Section)	67.6 (1200-1000)
Race State	Finished



Gatton QLD --Professional-2026-06-27
 Race 5: RMA Engineers 0 - 55 Handicap - 1400m
 27 June 2026 - 1:44PM
 Track Rating: Good 4, Weather: Overcast, Rail Position: +1m
 750m-400m, True Remainder



Section	L1400	L1200	L1000	L800	L600	L400	L200
Section Times	1:24.65 (0:13.61)	1:11.04 [4] (0:11.33)	0:59.72 [3] (0:11.68)	0:48.03 [4] (0:11.68)	0:36.35 [4] (0:11.91)	0:24.43 [3] (0:12.09)	0:12.34 [3] (0:12.34)
Average Speed [km/h]	52.2	64.0	62.0	62.0	61.3	60.1	57.8
Top Speed [km/h]	67.2	67.6	62.7	63.3	63.4	60.9	59.3
Avg. Dist. to Rail [m]	2.8	1.0	2.0	2.4	2.6	5.3	9.4
Avg. Stride Freq. [Hz]	2.5	2.5	2.4	2.4	2.4	2.4	2.4
Avg. Stride Length [m]	6.3	7.2	7.1	7.2	7.1	7.0	6.9



[] Ranking at each section and finish
 -:-:- No data available at this section
 NA No data available

Horse/Jockey Name	Roaring Success/Ross O'Sullivan
Finish Rank	3
Fastest Section Time (Section)	0:11.45 (800-600)
Top Speed [km/h] (Section)	65.4 (800-600)
Race State	Finished



Gatton QLD --Professional-2026-06-27

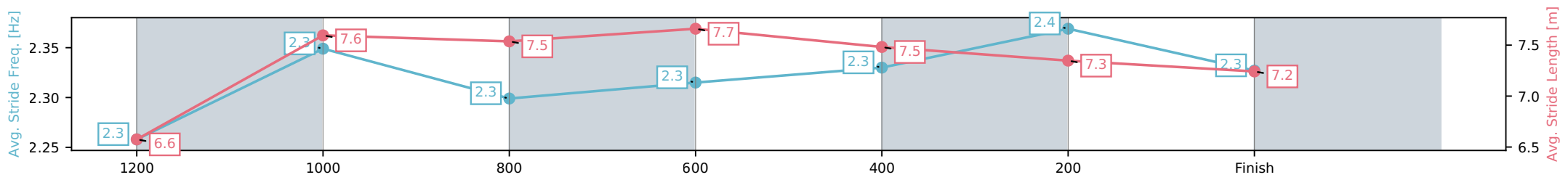
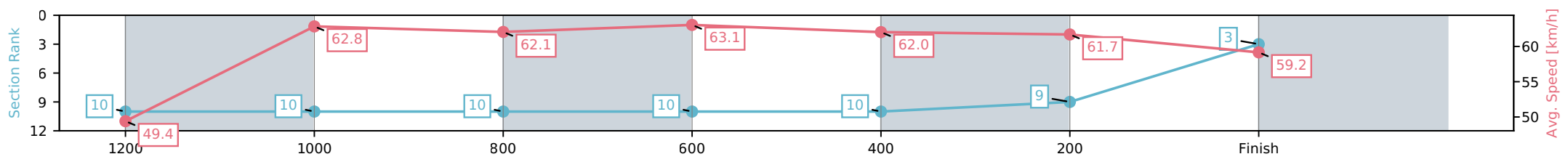
Race 5: RMA Engineers 0 - 55 Handicap - 1400m

27 June 2026 - 1:44PM

Track Rating: Good 4, Weather: Overcast, Rail Position: +1m
750m-400m, True Remainder



Section	L1400	L1200	L1000	L800	L600	L400	L200
Section Times	1:24.76 (0:14.42)	1:10.34 [10] (0:11.56)	0:58.78 [10] (0:11.70)	0:47.08 [10] (0:11.45)	0:35.63 [10] (0:11.84)	0:23.80 [10] (0:11.82)	0:11.98 [9] (0:11.98)
Average Speed [km/h]	49.4	62.8	62.1	63.1	62.0	61.7	59.2
Top Speed [km/h]	64.9	65.4	64.2	65.4	63.0	63.7	61.2
Avg. Dist. to Rail [m]	4.5	1.6	1.9	1.5	3.2	7.1	10.9
Avg. Stride Freq. [Hz]	2.3	2.3	2.3	2.3	2.3	2.4	2.3
Avg. Stride Length [m]	6.6	7.6	7.5	7.7	7.5	7.3	7.2



[] Ranking at each section and finish
 -:-:- No data available at this section
 NA No data available

Horse/Jockey Name	Love To Be Proud/Ashley Butler
Finish Rank	4
Fastest Section Time (Section)	0:11.52 (1200-1000)
Top Speed [km/h] (Section)	65.2 (1200-1000)
Race State	Finished



Gatton QLD --Professional-2026-06-27

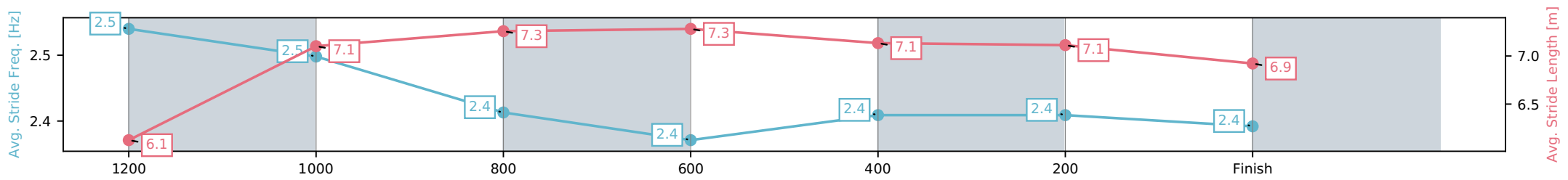
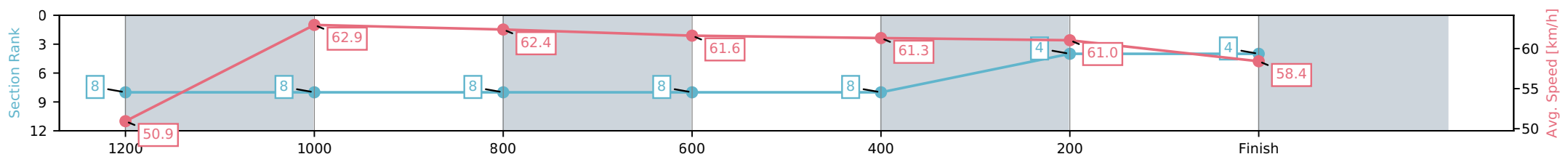
Race 5: RMA Engineers 0 - 55 Handicap - 1400m

27 June 2026 - 1:44PM

Track Rating: Good 4, Weather: Overcast, Rail Position: +1m
750m-400m, True Remainder



Section	L1400	L1200	L1000	L800	L600	L400	L200
Section Times	1:24.78 (0:13.99)	1:10.79 [8] (0:11.52)	0:59.27 [8] (0:11.59)	0:47.69 [8] (0:11.70)	0:35.99 [8] (0:11.85)	0:24.14 [8] (0:11.83)	0:12.31 [4] (0:12.31)
Average Speed [km/h]	50.9	62.9	62.4	61.6	61.3	61.0	58.4
Top Speed [km/h]	65.1	65.2	63.4	63.6	61.9	62.0	60.8
Avg. Dist. to Rail [m]	1.4	1.2	1.2	1.0	1.2	2.4	3.6
Avg. Stride Freq. [Hz]	2.5	2.5	2.4	2.4	2.4	2.4	2.4
Avg. Stride Length [m]	6.1	7.1	7.3	7.3	7.1	7.1	6.9



[] Ranking at each section and finish
 -:-:- No data available at this section
 NA No data available

Horse/Jockey Name	Takunai/Archie McColm
Finish Rank	5
Fastest Section Time (Section)	0:11.43 (1200-1000)
Top Speed [km/h] (Section)	67.0 (1200-1000)
Race State	Finished



Gatton QLD --Professional-2026-06-27

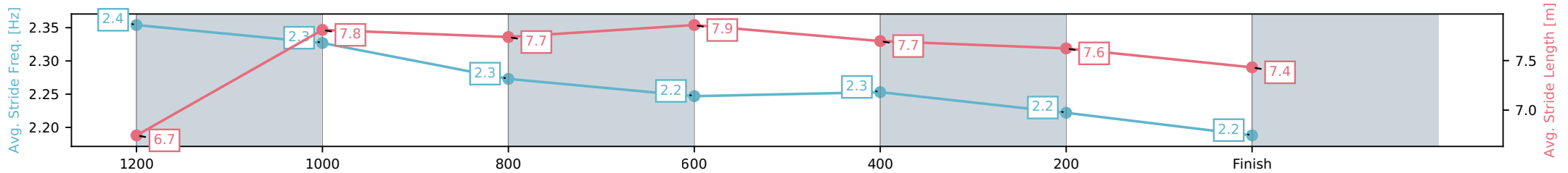
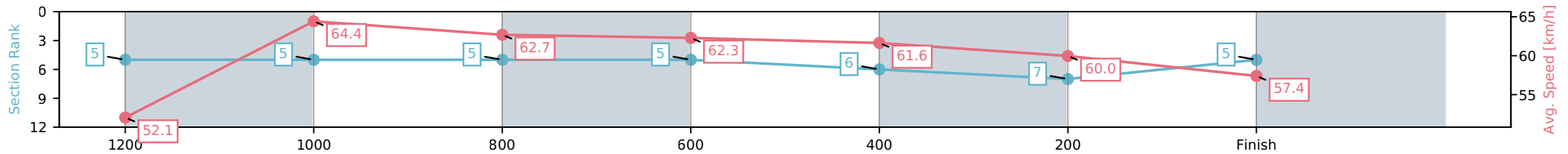
Race 5: RMA Engineers 0 - 55 Handicap - 1400m

27 June 2026 - 1:44PM

Track Rating: Good 4, Weather: Overcast, Rail Position: +1m
750m-400m, True Remainder



Section	L1400	L1200	L1000	L800	L600	L400	L200
Section Times	1:24.97 (0:13.70)	1:11.27 [5] (0:11.43)	0:59.84 [5] (0:11.65)	0:48.20 [5] (0:11.68)	0:36.51 [5] (0:11.96)	0:24.56 [6] (0:12.14)	0:12.41 [7] (0:12.41)
Average Speed [km/h]	52.1	64.4	62.7	62.3	61.6	60.0	57.4
Top Speed [km/h]	65.5	67.0	63.9	63.8	62.7	61.4	59.2
Avg. Dist. to Rail [m]	7.9	4.0	3.7	3.7	3.8	7.5	10.6
Avg. Stride Freq. [Hz]	2.4	2.3	2.3	2.2	2.3	2.2	2.2
Avg. Stride Length [m]	6.7	7.8	7.7	7.9	7.7	7.6	7.4



- [] Ranking at each section and finish
- :-:- No data available at this section
- NA No data available

Horse/Jockey Name	Livewire Lass/Kenji Yoshida
Finish Rank	6
Fastest Section Time (Section)	0:11.45 (1200-1000)
Top Speed [km/h] (Section)	67.7 (1200-1000)
Race State	Finished



Gatton QLD --Professional-2026-06-27

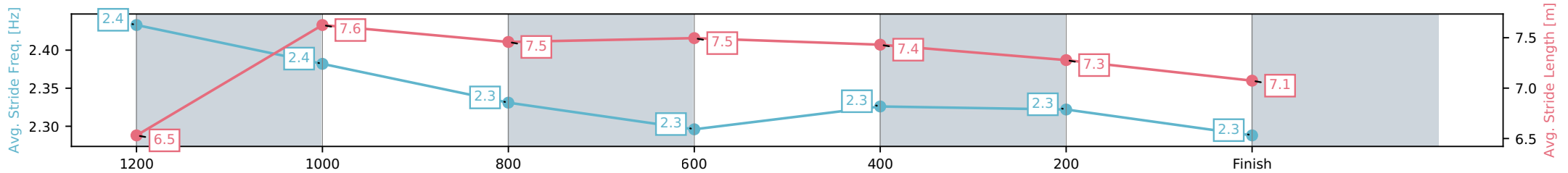
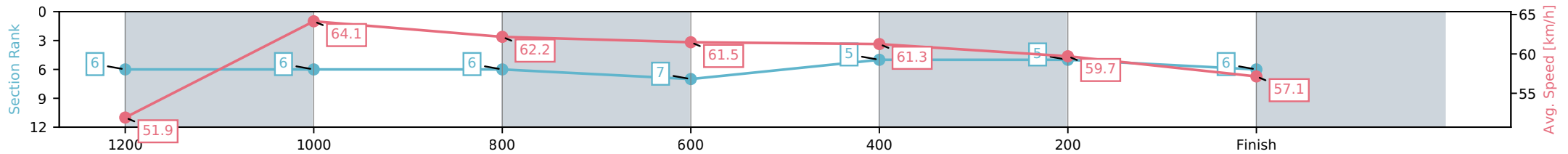
Race 5: RMA Engineers 0 - 55 Handicap - 1400m

27 June 2026 - 1:44PM

Track Rating: Good 4, Weather: Overcast, Rail Position: +1m
750m-400m, True Remainder



Section	L1400	L1200	L1000	L800	L600	L400	L200
Section Times	1:25.02 (0:13.74)	1:11.28 [6] (0:11.45)	0:59.84 [6] (0:11.67)	0:48.16 [6] (0:11.76)	0:36.40 [7] (0:11.79)	0:24.61 [5] (0:12.10)	0:12.51 [5] (0:12.51)
Average Speed [km/h]	51.9	64.1	62.2	61.5	61.3	59.7	57.1
Top Speed [km/h]	67.1	67.7	63.0	62.8	62.3	61.0	58.9
Avg. Dist. to Rail [m]	6.8	3.4	2.4	1.6	0.5	2.7	5.5
Avg. Stride Freq. [Hz]	2.4	2.4	2.3	2.3	2.3	2.3	2.3
Avg. Stride Length [m]	6.5	7.6	7.5	7.5	7.4	7.3	7.1



- [] Ranking at each section and finish
- :-:- No data available at this section
- NA No data available

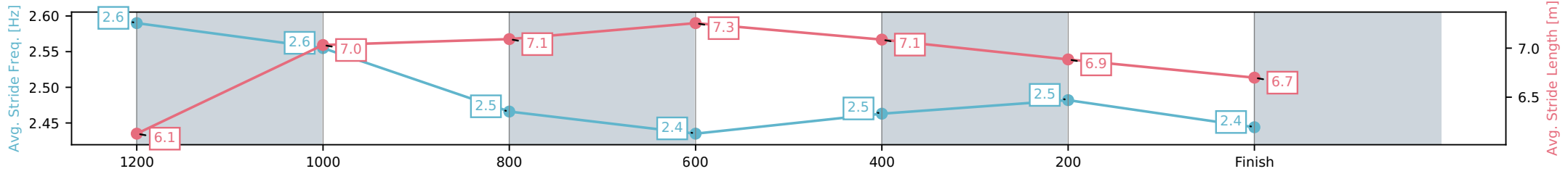
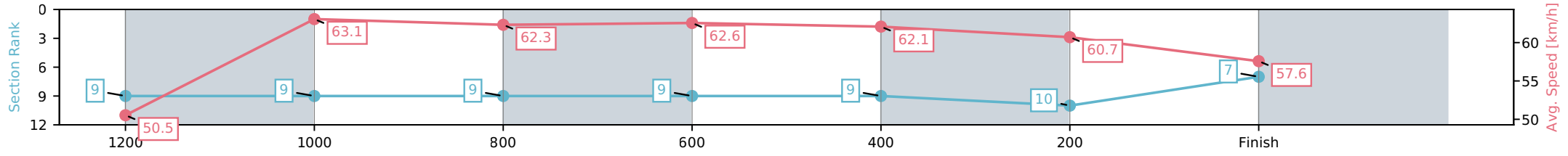
Horse/Jockey Name	Darling Take Care/Justin P Stanley
Finish Rank	7
Fastest Section Time (Section)	0:11.58 (1200-1000)
Top Speed [km/h] (Section)	67.0 (1200-1000)
Race State	Finished



Gatton QLD --Professional-2026-06-27
 Race 5: RMA Engineers 0 - 55 Handicap - 1400m
 27 June 2026 - 1:44PM
 Track Rating: Good 4, Weather: Overcast, Rail Position: +1m
 750m-400m, True Remainder



Section	L1400	L1200	L1000	L800	L600	L400	L200
Section Times	1:25.11 (0:14.14)	1:10.97 [9] (0:11.58)	0:59.39 [9] (0:11.67)	0:47.72 [9] (0:11.61)	0:36.11 [9] (0:11.82)	0:24.29 [9] (0:11.98)	0:12.31 [10] (0:12.31)
Average Speed [km/h]	50.5	63.1	62.3	62.6	62.1	60.7	57.6
Top Speed [km/h]	65.7	67.0	63.4	64.3	63.2	62.1	59.9
Avg. Dist. to Rail [m]	3.0	2.6	3.0	3.4	3.0	6.2	9.5
Avg. Stride Freq. [Hz]	2.6	2.6	2.5	2.4	2.5	2.5	2.4
Avg. Stride Length [m]	6.1	7.0	7.1	7.3	7.1	6.9	6.7



[] Ranking at each section and finish
 -:-:- No data available at this section
 NA No data available

Horse/Jockey Name	Coco Jewel/Noriyuki Masuda
Finish Rank	8
Fastest Section Time (Section)	0:11.29 (1200-1000)
Top Speed [km/h] (Section)	67.6 (1200-1000)
Race State	Finished



Gatton QLD --Professional-2026-06-27

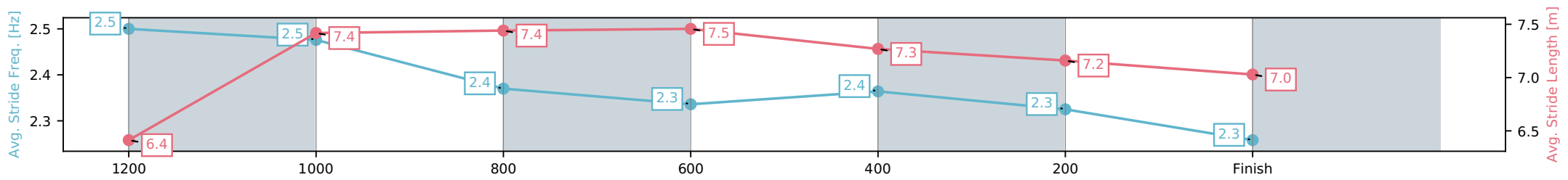
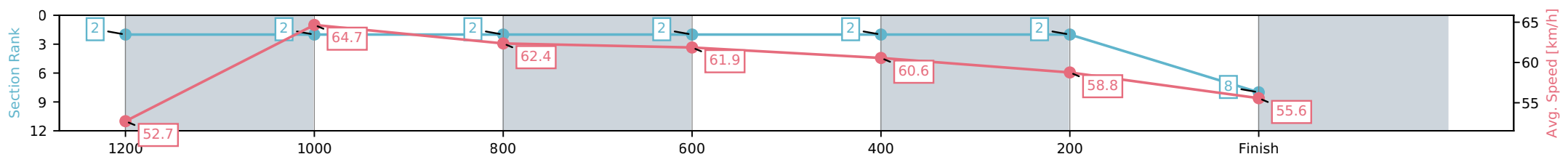
Race 5: RMA Engineers 0 - 55 Handicap - 1400m

27 June 2026 - 1:44PM

Track Rating: Good 4, Weather: Overcast, Rail Position: +1m
750m-400m, True Remainder



Section	L1400	L1200	L1000	L800	L600	L400	L200
Section Times	1:25.14 (0:13.50)	1:11.64 [2] (0:11.29)	1:00.35 [2] (0:11.51)	0:48.84 [2] (0:11.66)	0:37.18 [2] (0:11.96)	0:25.21 [2] (0:12.29)	0:12.92 [2] (0:12.92)
Average Speed [km/h]	52.7	64.7	62.4	61.9	60.6	58.8	55.6
Top Speed [km/h]	67.3	67.6	63.8	62.6	62.1	59.8	57.7
Avg. Dist. to Rail [m]	5.9	2.1	0.4	0.3	1.1	2.3	3.2
Avg. Stride Freq. [Hz]	2.5	2.5	2.4	2.3	2.4	2.3	2.3
Avg. Stride Length [m]	6.4	7.4	7.4	7.5	7.3	7.2	7.0



[] Ranking at each section and finish
 -:-:- No data available at this section
 NA No data available

Horse/Jockey Name	Don't Stop Me Now/Georgina Cartwright
Finish Rank	9
Fastest Section Time (Section)	0:11.47 (1200-1000)
Top Speed [km/h] (Section)	66.3 (1200-1000)
Race State	Finished



Gatton QLD --Professional-2026-06-27

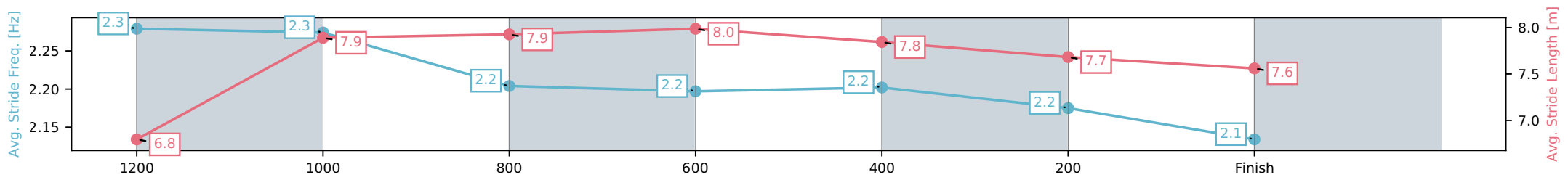
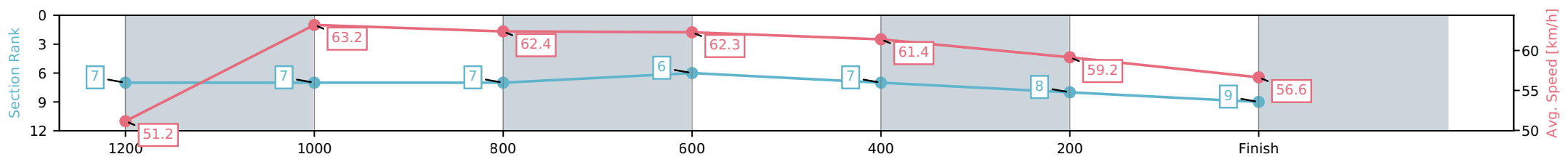
Race 5: RMA Engineers 0 - 55 Handicap - 1400m

27 June 2026 - 1:44PM

Track Rating: Good 4, Weather: Overcast, Rail Position: +1m
750m-400m, True Remainder



Section	L 1400	L1200	L1000	L800	L600	L400	L200
Section Times	1:25.44 (0:13.94)	1:11.50 [7] (0:11.47)	1:00.03 [7] (0:11.60)	0:48.43 [7] (0:11.58)	0:36.85 [6] (0:11.86)	0:25.00 [7] (0:12.25)	0:12.75 [8] (0:12.75)
Average Speed [km/h]	51.2	63.2	62.4	62.3	61.4	59.2	56.6
Top Speed [km/h]	66.1	66.3	63.3	63.3	62.8	61.1	58.9
Avg. Dist. to Rail [m]	2.4	1.5	1.1	1.2	1.8	3.7	3.8
Avg. Stride Freq. [Hz]	2.3	2.3	2.2	2.2	2.2	2.2	2.1
Avg. Stride Length [m]	6.8	7.9	7.9	8.0	7.8	7.7	7.6



[] Ranking at each section and finish
 -:-:- No data available at this section
 NA No data available

Horse/Jockey Name	Mystery Power/Damien Boche
Finish Rank	10
Fastest Section Time (Section)	0:11.41 (1200-1000)
Top Speed [km/h] (Section)	65.7 (1400 - 1200)
Race State	Finished



Gatton QLD --Professional-2026-06-27

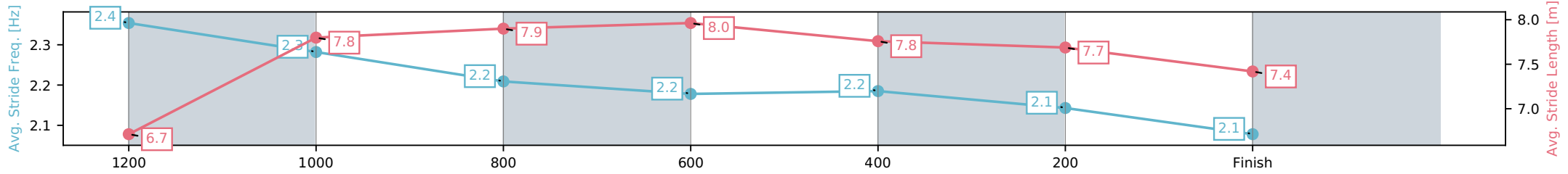
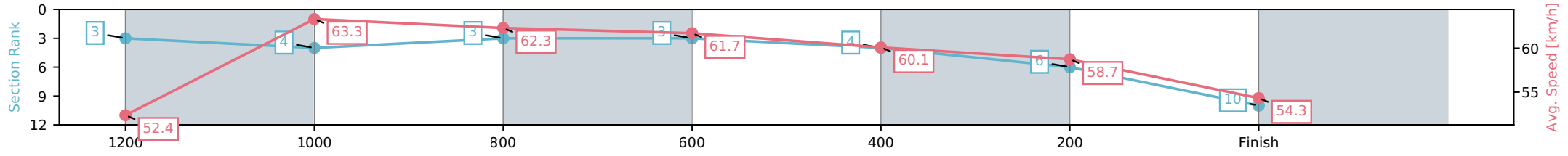
Race 5: RMA Engineers 0 - 55 Handicap - 1400m

27 June 2026 - 1:44PM

Track Rating: Good 4, Weather: Overcast, Rail Position: +1m
750m-400m, True Remainder



Section	L1400	L1200	L1000	L800	L600	L400	L200
Section Times	1:25.79 (0:13.59)	1:12.20 [3] (0:11.41)	1:00.79 [4] (0:11.52)	0:49.27 [3] (0:11.66)	0:37.61 [3] (0:12.05)	0:25.56 [4] (0:12.32)	0:13.24 [6] (0:13.24)
Average Speed [km/h]	52.4	63.3	62.3	61.7	60.1	58.7	54.3
Top Speed [km/h]	65.7	65.5	63.0	62.4	62.4	59.8	57.1
Avg. Dist. to Rail [m]	4.0	0.8	0.6	0.3	1.0	4.1	6.0
Avg. Stride Freq. [Hz]	2.4	2.3	2.2	2.2	2.2	2.1	2.1
Avg. Stride Length [m]	6.7	7.8	7.9	8.0	7.8	7.7	7.4



[] Ranking at each section and finish
 -:-:- No data available at this section
 NA No data available



Gatton QLD

Race 6: Reece Plumbing Ipswich 0 - 55 Handicap - 1400m

27 June 2026 - 2:24PM



LOCKYER VALLEY
- TURF CLUB -

Track Rating: Good 4, Weather: Overcast, Rail Position: +1m 750m-400m, True Remainder

Field Times (Race Tempo) 1:24.49 1:11.02 0:59.82 0:48.10 0:36.38 0:24.71 0:12.68
 (0:13.47) (0:11.20) (0:11.71) (0:11.73) (0:11.66) (0:12.03) (0:12.68)

Rank	TAB#	Horse	Overall Time	First 400m	Top Speed km/h (Section)	L1400	L1200	L1000	L800	L600	L400	L200
	(BAR#)	Jockey	Margin (DT-W)	Last 600m	Fastest Section (Time)	Start - 1200	1200 - 1000	1000 - 800	800 - 600	600 - 400	400 - 200	200 - Finish
1	14	Besiege	1:24.49	0:25.13	66.8 (1200-1000)	1:24.49	1:10.54 [6]	0:59.36 [6]	0:47.71 [6]	0:35.94 [6]	0:24.11 [5]	0:12.22 [2]
	(8)	Jess Emmerson		0:35.94	1200-1000 (0:11.18)	(0:13.95)	(0:11.18)	(0:11.66)	(0:11.77)	(0:11.83)	(0:11.89)	(0:12.22)
2	11	Ucelle	1:24.54	0:24.80	67.7 (1400 - 1200)	1:24.54	1:11.06 [2]	0:59.74 [2]	0:48.08 [2]	0:36.42 [1]	0:24.76 [1]	0:12.73 [1]
	(1)	Corey Sutherland	0.3L (+16)	0:36.42	1200-1000 (0:11.32)	(0:13.48)	(0:11.32)	(0:11.65)	(0:11.66)	(0:11.66)	(0:12.03)	(0:12.73)
3	16	Exceed The Sky	1:24.87	0:26.34	65.0 (1000-800)	1:24.87	1:10.20 [9]	0:58.52 [10]	0:47.32 [9]	0:35.80 [9]	0:24.12 [8]	0:12.26 [6]
	(7)	Tahlia Fenlon	2.2L (+2)	0:35.80	1000-800 (0:11.21)	(0:14.67)	(0:11.67)	(0:11.21)	(0:11.52)	(0:11.68)	(0:11.86)	(0:12.26)
4	9	Roxset	1:24.98	0:25.47	65.4 (1000-800)	1:24.98	1:10.81 [7]	0:59.52 [7]	0:47.92 [7]	0:36.18 [7]	0:24.25 [7]	0:12.29 [7]
	(9)	Steph Tierney	2.9L (+4)	0:36.19	1200-1000 (0:11.30)	(0:14.17)	(0:11.30)	(0:11.60)	(0:11.73)	(0:11.94)	(0:11.96)	(0:12.29)
5	6	Usual Limits	1:25.18	0:24.96	65.7 (1200-1000)	1:25.18	1:11.54 [4]	1:00.22 [5]	0:48.54 [5]	0:36.75 [5]	0:24.81 [4]	0:12.86 [3]
	(10)	Justin P Stanley	4.0L (+1)	0:36.76	1200-1000 (0:11.32)	(0:13.64)	(0:11.32)	(0:11.68)	(0:11.78)	(0:11.94)	(0:11.96)	(0:12.86)
6	5	Invisible Target	1:25.29	0:24.88	67.0 (1200-1000)	1:25.29	1:11.45 [5]	1:00.41 [4]	0:48.74 [4]	0:37.00 [4]	0:25.02 [3]	0:12.90 [4]
	(3)	Harrison Shaw	4.7L (-4)	0:37.00	1200-1000 (0:11.04)	(0:13.84)	(0:11.04)	(0:11.67)	(0:11.74)	(0:11.98)	(0:12.12)	(0:12.90)
7	7	Ormond Road	1:25.31	0:25.80	64.8 (1000-800)	1:25.31	1:10.94 [8]	0:59.51 [8]	0:47.98 [8]	0:36.26 [8]	0:24.26 [9]	0:12.27 [9]
	(6)	Dan McGillivray	4.8L (+1)	0:36.27	1200-1000 (0:11.43)	(0:14.37)	(0:11.43)	(0:11.54)	(0:11.71)	(0:12.01)	(0:11.99)	(0:12.27)
8	4	Spiritoftheworld	1:25.62	0:24.81	67.2 (1400 - 1200)	1:25.62	1:12.11 [3]	1:00.81 [3]	0:49.08 [3]	0:37.34 [3]	0:25.41 [2]	0:13.21 [5]
	(4)	Georgina Cartwright	6.7L (+4)	0:37.34	1200-1000 (0:11.30)	(0:13.51)	(0:11.30)	(0:11.74)	(0:11.73)	(0:11.93)	(0:12.20)	(0:13.21)
9	3	Lope By Night	1:25.80	0:26.30	65.3 (1000-800)	1:25.80	1:11.08 [10]	0:59.51 [9]	0:48.20 [10]	0:36.58 [10]	0:24.66 [10]	0:12.67 [10]
	(5)	Stacey Callow	7.7L (-2)	0:36.58	1000-800 (0:11.31)	(0:14.72)	(0:11.58)	(0:11.31)	(0:11.62)	(0:11.92)	(0:11.99)	(0:12.67)
10	10	Miss Dramatic	1:25.84	0:24.67	68.5 (1200-1000)	1:25.84	1:12.37 [1]	1:01.17 [1]	0:49.45 [1]	0:37.68 [2]	0:25.25 [6]	0:12.88 [8]
	(2)	Kenji Yoshida	7.9L (+12)	0:37.68	1200-1000 (0:11.20)	(0:13.47)	(0:11.20)	(0:11.72)	(0:11.78)	(0:12.43)	(0:12.37)	(0:12.88)

Scratched: Jacks And Soda (#1), Youcompleteme (#2), Trusty Bandit (#8), Planned Encounter (#12), Cherry Lips (#13), Apparate (#15), Spirit Of Saintly (#17)

Report Created: Sat 27 June 2026

(Note: Races are conducted over an approximate distance as close as possible to the advertised distance, and recorded data may vary accordingly. Official times refer to race times only and do not include handicap times.)

[] Position in running at each section and finish TAB# Saddle cloth number

Fastest split

--- No data available at this section

BAR# Barrier/Gate Position

Fastest section

NA No data available

DNF Did not finish

DNT Did not track

DT-W Distance travelled compared to winner in metres

data processed by TRIPLESDATA

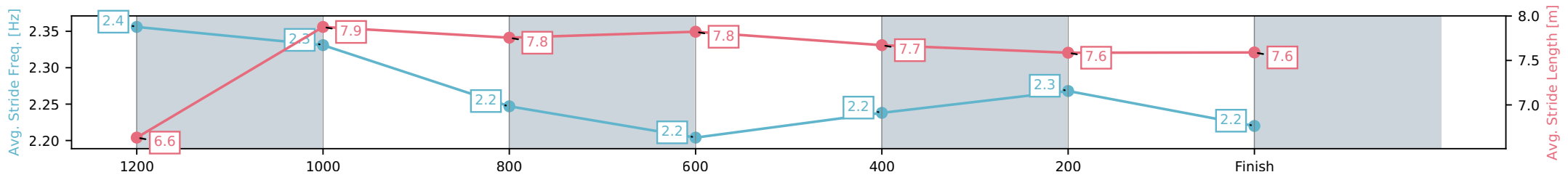
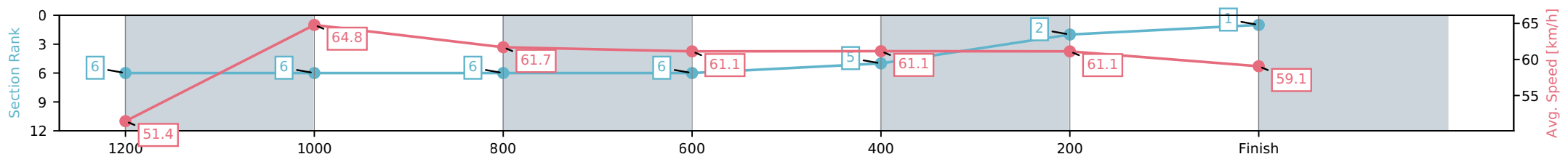
Horse/Jockey Name	Besiege/Jess Emmerson
Finish Rank	1
Fastest Section Time (Section)	0:11.18 (1200-1000)
Top Speed [km/h] (Section)	66.8 (1200-1000)
Race State	Finished



Gatton QLD --Professional-2026-06-27
 Race 6: Reece Plumbing Ipswich 0 - 55 Handicap - 1400m
 27 June 2026 - 2:24PM
 Track Rating: Good 4, Weather: Overcast, Rail Position: +1m
 750m-400m, True Remainder



Section	L 1400	L 1200	L 1000	L 800	L 600	L 400	L 200
Section Times	1:24.49 (0:13.95)	1:10.54 [6] (0:11.18)	0:59.36 [6] (0:11.66)	0:47.71 [6] (0:11.77)	0:35.94 [6] (0:11.83)	0:24.11 [5] (0:11.89)	0:12.22 [2] (0:12.22)
Average Speed [km/h]	51.4	64.8	61.7	61.1	61.1	61.1	59.1
Top Speed [km/h]	65.3	66.8	63.7	62.4	62.3	61.7	61.5
Avg. Dist. to Rail [m]	6.3	1.1	0.3	0.2	0.8	4.7	6.6
Avg. Stride Freq. [Hz]	2.4	2.3	2.2	2.2	2.2	2.3	2.2
Avg. Stride Length [m]	6.6	7.9	7.8	7.8	7.7	7.6	7.6



[] Ranking at each section and finish
 -:-:- No data available at this section
 NA No data available

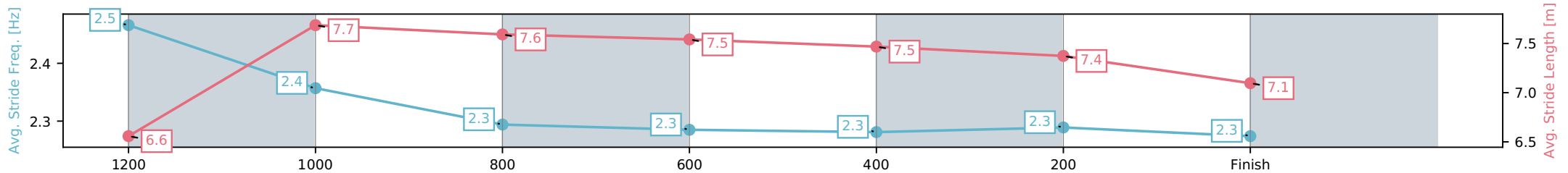
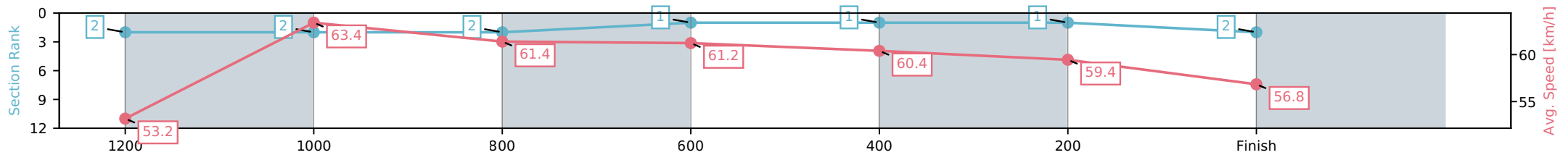
Horse/Jockey Name	Ucelle/Corey Sutherland
Finish Rank	2
Fastest Section Time (Section)	0:11.32 (1200-1000)
Top Speed [km/h] (Section)	67.7 (1400 - 1200)
Race State	Finished



Gatton QLD --Professional-2026-06-27
 Race 6: Reece Plumbing Ipswich 0 - 55 Handicap - 1400m
 27 June 2026 - 2:24PM
 Track Rating: Good 4, Weather: Overcast, Rail Position: +1m
 750m-400m, True Remainder



Section	L1400	L1200	L1000	L800	L600	L400	L200
Section Times	1:24.54 (0:13.48)	1:11.06 [2] (0:11.32)	0:59.74 [2] (0:11.65)	0:48.08 [2] (0:11.66)	0:36.42 [1] (0:11.66)	0:24.76 [1] (0:12.03)	0:12.73 [1] (0:12.73)
Average Speed [km/h]	53.2	63.4	61.4	61.2	60.4	59.4	56.8
Top Speed [km/h]	67.7	66.8	62.4	62.2	61.6	61.0	58.0
Avg. Dist. to Rail [m]	1.0	0.4	1.8	3.0	3.6	1.5	2.6
Avg. Stride Freq. [Hz]	2.5	2.4	2.3	2.3	2.3	2.3	2.3
Avg. Stride Length [m]	6.6	7.7	7.6	7.5	7.5	7.4	7.1



[] Ranking at each section and finish
 -:-:- No data available at this section
 NA No data available

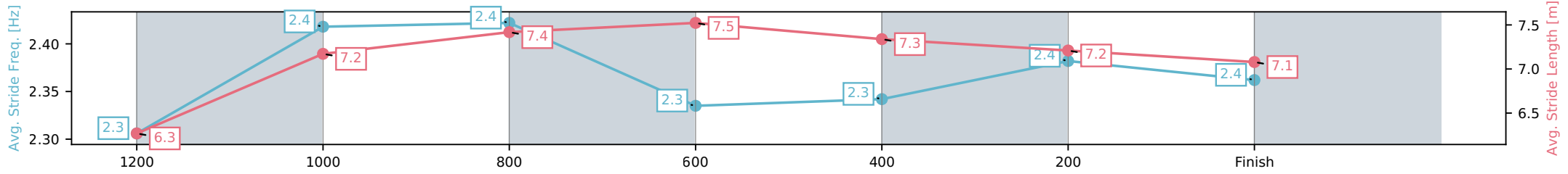
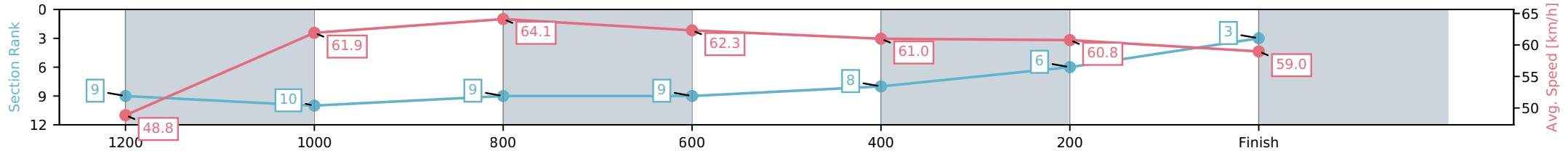
Horse/Jockey Name	Exceed The Sky/Tahlia Fenlon
Finish Rank	3
Fastest Section Time (Section)	0:11.21 (1000-800)
Top Speed [km/h] (Section)	65.0 (1000-800)
Race State	Finished



Gatton QLD --Professional-2026-06-27
 Race 6: Reece Plumbing Ipswich 0 - 55 Handicap - 1400m
 27 June 2026 - 2:24PM
 Track Rating: Good 4, Weather: Overcast, Rail Position: +1m
 750m-400m, True Remainder



Section	L1400	L1200	L1000	L800	L600	L400	L200
Section Times	1:24.87 (0:14.67)	1:10.20 [9] (0:11.67)	0:58.52 [10] (0:11.21)	0:47.32 [9] (0:11.52)	0:35.80 [9] (0:11.68)	0:24.12 [8] (0:11.86)	0:12.26 [6] (0:12.26)
Average Speed [km/h]	48.8	61.9	64.1	62.3	61.0	60.8	59.0
Top Speed [km/h]	61.4	62.9	65.0	63.5	62.2	61.9	60.1
Avg. Dist. to Rail [m]	4.9	0.5	0.5	1.6	1.4	0.7	1.1
Avg. Stride Freq. [Hz]	2.3	2.4	2.4	2.3	2.3	2.4	2.4
Avg. Stride Length [m]	6.3	7.2	7.4	7.5	7.3	7.2	7.1



[] Ranking at each section and finish
 -:-:- No data available at this section
 NA No data available

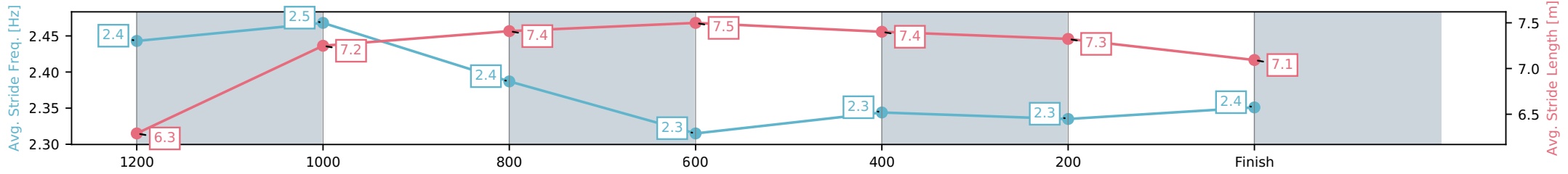
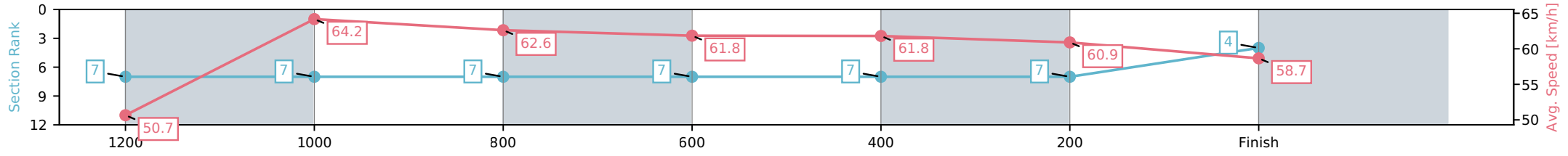
Horse/Jockey Name	Roxset/Steph Tierney
Finish Rank	4
Fastest Section Time (Section)	0:11.30 (1200-1000)
Top Speed [km/h] (Section)	65.4 (1000-800)
Race State	Finished



Gatton QLD --Professional-2026-06-27
 Race 6: Reece Plumbing Ipswich 0 - 55 Handicap - 1400m
 27 June 2026 - 2:24PM
 Track Rating: Good 4, Weather: Overcast, Rail Position: +1m
 750m-400m, True Remainder



Section	L1400	L1200	L1000	L800	L600	L400	L200
Section Times	1:24.98 (0:14.17)	1:10.81 [7] (0:11.30)	0:59.52 [7] (0:11.60)	0:47.92 [7] (0:11.73)	0:36.18 [7] (0:11.94)	0:24.25 [7] (0:11.96)	0:12.29 [7] (0:12.29)
Average Speed [km/h]	50.7	64.2	62.6	61.8	61.8	60.9	58.7
Top Speed [km/h]	64.6	65.1	65.4	62.5	63.0	61.9	60.2
Avg. Dist. to Rail [m]	7.2	1.1	2.3	2.9	4.0	7.3	12.9
Avg. Stride Freq. [Hz]	2.4	2.5	2.4	2.3	2.3	2.3	2.4
Avg. Stride Length [m]	6.3	7.2	7.4	7.5	7.4	7.3	7.1



[] Ranking at each section and finish
 -:-:- No data available at this section
 NA No data available

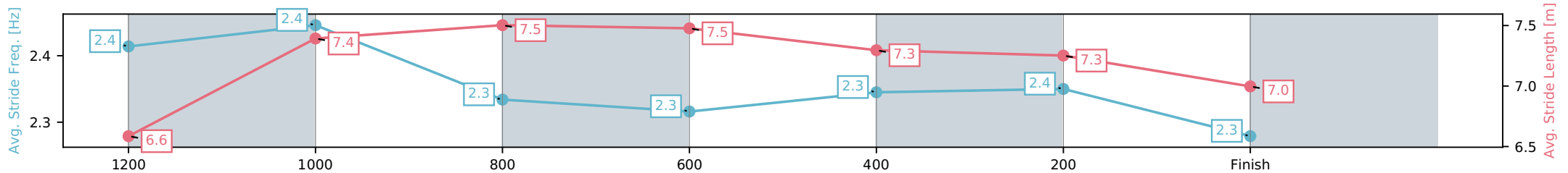
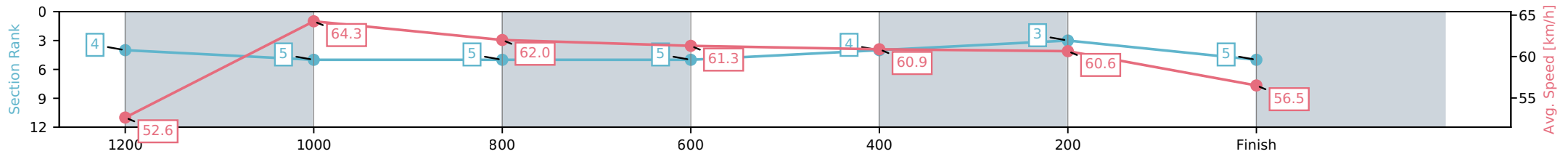
Horse/Jockey Name	Usual Limits/Justin P Stanley
Finish Rank	5
Fastest Section Time (Section)	0:11.32 (1200-1000)
Top Speed [km/h] (Section)	65.7 (1200-1000)
Race State	Finished



Gatton QLD --Professional-2026-06-27
 Race 6: Reece Plumbing Ipswich 0 - 55 Handicap - 1400m
 27 June 2026 - 2:24PM
 Track Rating: Good 4, Weather: Overcast, Rail Position: +1m
 750m-400m, True Remainder



Section	L 1400	L 1200	L 1000	L 800	L 600	L 400	L 200
Section Times	1:25.18 (0:13.64)	1:11.54 [4] (0:11.32)	1:00.22 [5] (0:11.68)	0:48.54 [5] (0:11.78)	0:36.75 [5] (0:11.94)	0:24.81 [4] (0:11.96)	0:12.86 [3] (0:12.86)
Average Speed [km/h]	52.6	64.3	62.0	61.3	60.9	60.6	56.5
Top Speed [km/h]	64.4	65.7	63.6	62.3	62.1	62.0	58.6
Avg. Dist. to Rail [m]	8.4	1.9	1.5	1.2	1.5	4.5	6.6
Avg. Stride Freq. [Hz]	2.4	2.4	2.3	2.3	2.3	2.4	2.3
Avg. Stride Length [m]	6.6	7.4	7.5	7.5	7.3	7.3	7.0



[] Ranking at each section and finish
 -:-:- No data available at this section
 NA No data available

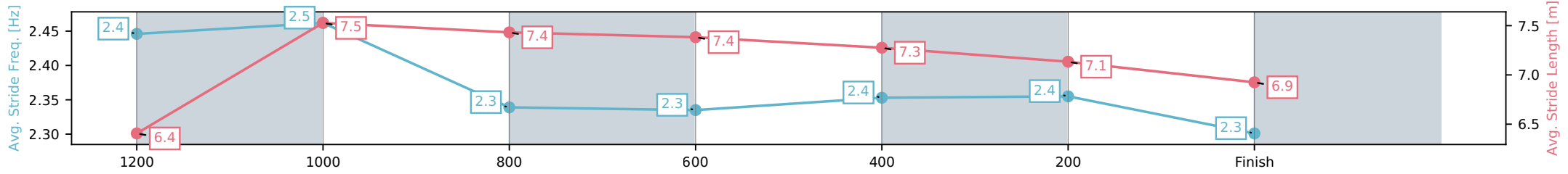
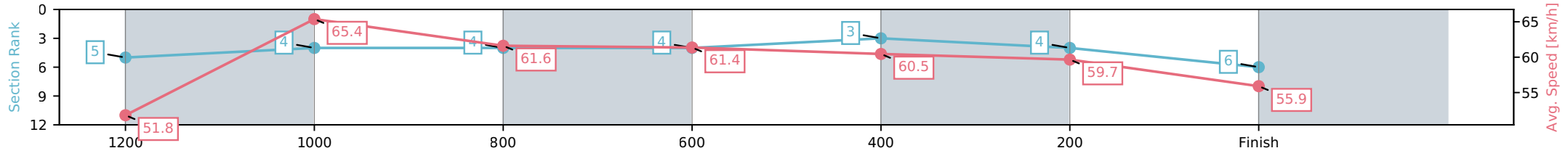
Horse/Jockey Name	Invisible Target/Harrison Shaw
Finish Rank	6
Fastest Section Time (Section)	0:11.04 (1200-1000)
Top Speed [km/h] (Section)	67.0 (1200-1000)
Race State	Finished



Gatton QLD --Professional-2026-06-27
 Race 6: Reece Plumbing Ipswich 0 - 55 Handicap - 1400m
 27 June 2026 - 2:24PM
 Track Rating: Good 4, Weather: Overcast, Rail Position: +1m
 750m-400m, True Remainder



Section	L 1400	L 1200	L 1000	L 800	L 600	L 400	L 200
Section Times	1:25.29 (0:13.84)	1:11.45 [5] (0:11.04)	1:00.41 [4] (0:11.67)	0:48.74 [4] (0:11.74)	0:37.00 [4] (0:11.98)	0:25.02 [3] (0:12.12)	0:12.90 [4] (0:12.90)
Average Speed [km/h]	51.8	65.4	61.6	61.4	60.5	59.7	55.9
Top Speed [km/h]	67.0	67.0	63.2	63.1	62.3	61.0	58.8
Avg. Dist. to Rail [m]	3.1	0.9	0.4	0.5	1.0	2.0	3.7
Avg. Stride Freq. [Hz]	2.4	2.5	2.3	2.3	2.4	2.4	2.3
Avg. Stride Length [m]	6.4	7.5	7.4	7.4	7.3	7.1	6.9



[] Ranking at each section and finish
 -:-:- No data available at this section
 NA No data available

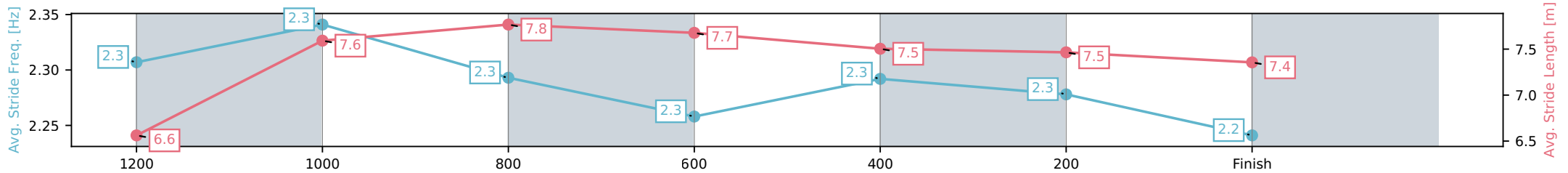
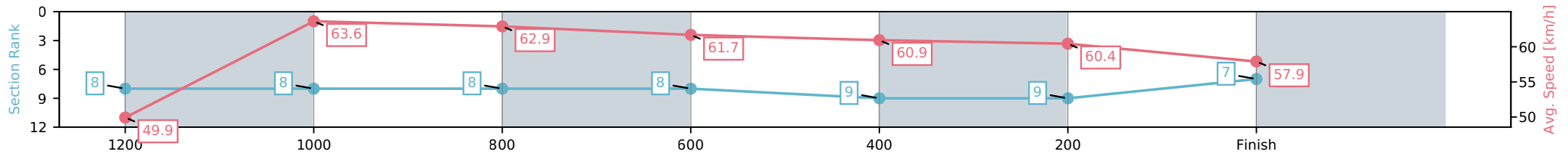
Horse/Jockey Name	Ormond Road/Dan McGillivray
Finish Rank	7
Fastest Section Time (Section)	0:11.43 (1200-1000)
Top Speed [km/h] (Section)	64.8 (1000-800)
Race State	Finished



Gatton QLD --Professional-2026-06-27
 Race 6: Reece Plumbing Ipswich 0 - 55 Handicap - 1400m
 27 June 2026 - 2:24PM
 Track Rating: Good 4, Weather: Overcast, Rail Position: +1m
 750m-400m, True Remainder



Section	L1400	L1200	L1000	L800	L600	L400	L200
Section Times	1:25.31 (0:14.37)	1:10.94 [8] (0:11.43)	0:59.51 [8] (0:11.54)	0:47.98 [8] (0:11.71)	0:36.26 [8] (0:12.01)	0:24.26 [9] (0:11.99)	0:12.27 [9] (0:12.27)
Average Speed [km/h]	49.9	63.6	62.9	61.7	60.9	60.4	57.9
Top Speed [km/h]	62.3	64.5	64.8	62.4	62.1	60.9	60.6
Avg. Dist. to Rail [m]	5.0	1.8	2.4	1.5	2.6	4.4	10.8
Avg. Stride Freq. [Hz]	2.3	2.3	2.3	2.3	2.3	2.3	2.2
Avg. Stride Length [m]	6.6	7.6	7.8	7.7	7.5	7.5	7.4



[] Ranking at each section and finish
 -:-:- No data available at this section
 NA No data available

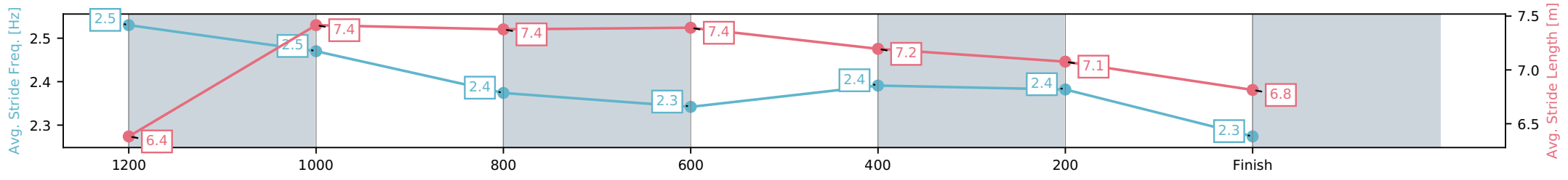
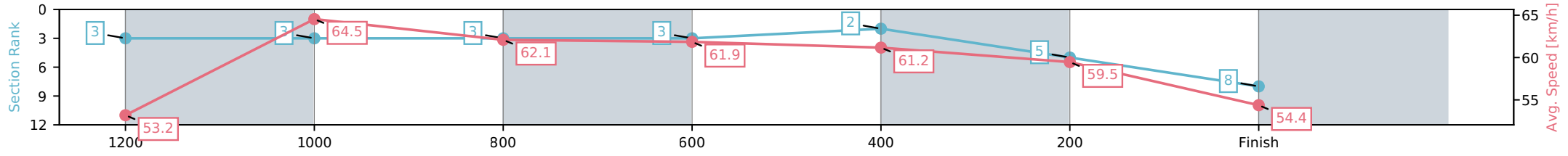
Horse/Jockey Name	Spiritoftheworld/Georgina Cartwright
Finish Rank	8
Fastest Section Time (Section)	0:11.30 (1200-1000)
Top Speed [km/h] (Section)	67.2 (1400 - 1200)
Race State	Finished



Gatton QLD --Professional-2026-06-27
 Race 6: Reece Plumbing Ipswich 0 - 55 Handicap - 1400m
 27 June 2026 - 2:24PM
 Track Rating: Good 4, Weather: Overcast, Rail Position: +1m
 750m-400m, True Remainder



Section	L1400	L1200	L1000	L800	L600	L400	L200
Section Times	1:25.62 (0:13.51)	1:12.11 [3] (0:11.30)	1:00.81 [3] (0:11.74)	0:49.08 [3] (0:11.73)	0:37.34 [3] (0:11.93)	0:25.41 [2] (0:12.20)	0:13.21 [5] (0:13.21)
Average Speed [km/h]	53.2	64.5	62.1	61.9	61.2	59.5	54.4
Top Speed [km/h]	67.2	67.2	63.8	62.4	62.5	60.5	57.5
Avg. Dist. to Rail [m]	3.5	2.6	3.3	2.6	2.4	4.1	7.4
Avg. Stride Freq. [Hz]	2.5	2.5	2.4	2.3	2.4	2.4	2.3
Avg. Stride Length [m]	6.4	7.4	7.4	7.4	7.2	7.1	6.8



[] Ranking at each section and finish
 -:-:- No data available at this section
 NA No data available

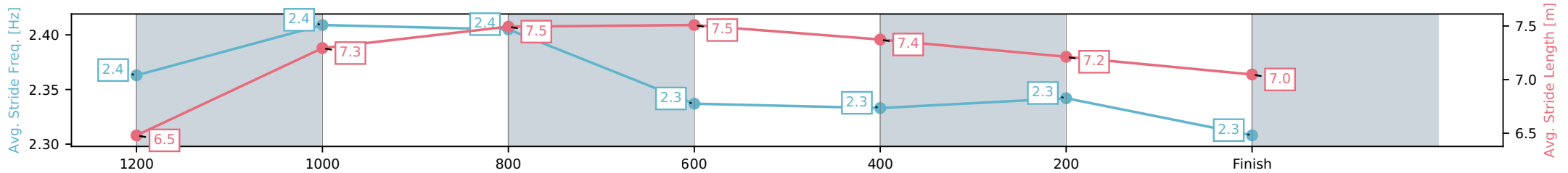
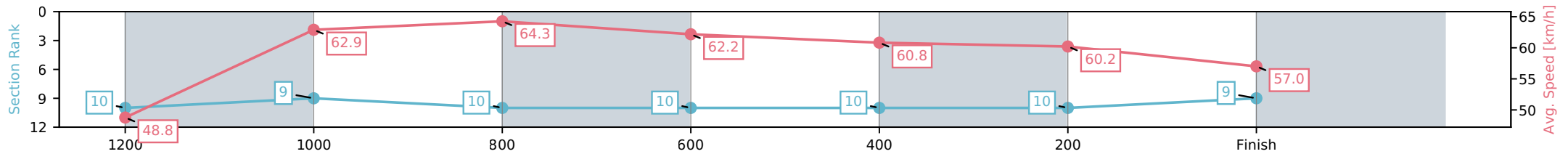
Horse/Jockey Name	Lope By Night/Stacey Callow
Finish Rank	9
Fastest Section Time (Section)	0:11.31 (1000-800)
Top Speed [km/h] (Section)	65.3 (1000-800)
Race State	Finished



Gatton QLD --Professional-2026-06-27
 Race 6: Reece Plumbing Ipswich 0 - 55 Handicap - 1400m
 27 June 2026 - 2:24PM
 Track Rating: Good 4, Weather: Overcast, Rail Position: +1m
 750m-400m, True Remainder



Section	L1400	L1200	L1000	L800	L600	L400	L200
Section Times	1:25.80 (0:14.72)	1:11.08 [10] (0:11.58)	0:59.51 [9] (0:11.31)	0:48.20 [10] (0:11.62)	0:36.58 [10] (0:11.92)	0:24.66 [10] (0:11.99)	0:12.67 [10] (0:12.67)
Average Speed [km/h]	48.8	62.9	64.3	62.2	60.8	60.2	57.0
Top Speed [km/h]	63.1	63.9	65.3	63.7	62.5	60.7	59.6
Avg. Dist. to Rail [m]	5.7	2.0	2.3	1.4	1.1	1.9	2.9
Avg. Stride Freq. [Hz]	2.4	2.4	2.4	2.3	2.3	2.3	2.3
Avg. Stride Length [m]	6.5	7.3	7.5	7.5	7.4	7.2	7.0



- [] Ranking at each section and finish
- :-:- No data available at this section
- NA No data available

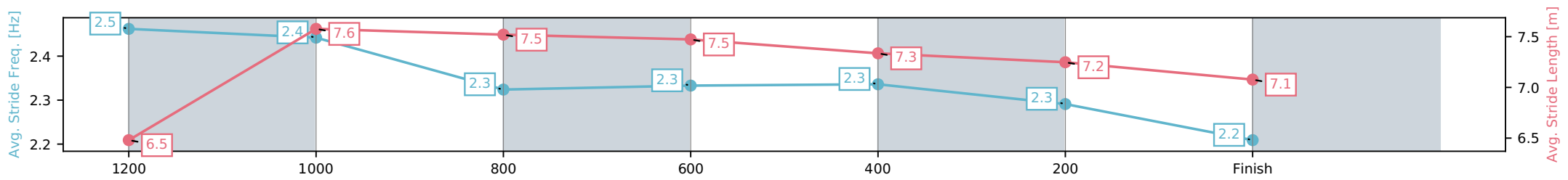
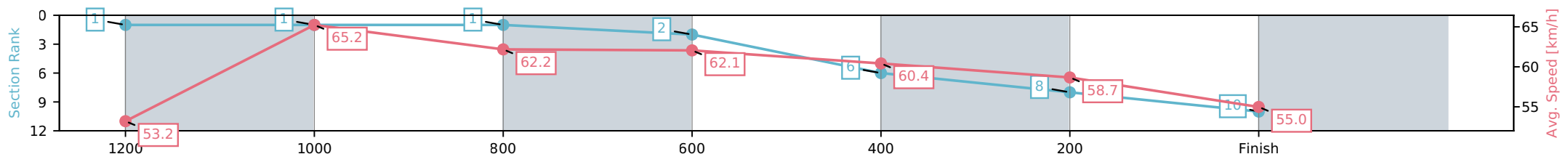
Horse/Jockey Name	Miss Dramatic/Kenji Yoshida
Finish Rank	10
Fastest Section Time (Section)	0:11.20 (1200-1000)
Top Speed [km/h] (Section)	68.5 (1200-1000)
Race State	Finished



Gatton QLD --Professional-2026-06-27
 Race 6: Reece Plumbing Ipswich 0 - 55 Handicap - 1400m
 27 June 2026 - 2:24PM
 Track Rating: Good 4, Weather: Overcast, Rail Position: +1m
 750m-400m, True Remainder



Section	L 1400	L1200	L1000	L800	L600	L400	L200
Section Times	1:25.84 (0:13.47)	1:12.37 [1] (0:11.20)	1:01.17 [1] (0:11.72)	0:49.45 [1] (0:11.78)	0:37.68 [2] (0:12.43)	0:25.25 [6] (0:12.37)	0:12.88 [8] (0:12.88)
Average Speed [km/h]	53.2	65.2	62.2	62.1	60.4	58.7	55.0
Top Speed [km/h]	68.0	68.5	63.0	62.7	61.8	60.1	57.4
Avg. Dist. to Rail [m]	2.0	2.6	3.5	4.7	6.7	5.5	6.4
Avg. Stride Freq. [Hz]	2.5	2.4	2.3	2.3	2.3	2.3	2.2
Avg. Stride Length [m]	6.5	7.6	7.5	7.5	7.3	7.2	7.1



[] Ranking at each section and finish
 -:-:- No data available at this section
 NA No data available



Gatton QLD

Race 7: REDMOND'S PET & LIVESTOCK SUPPLIES LOCKYER LIGHTNING BENCHMARK 70
Handicap - 1100m

27 June 2026 - 3:04PM



Track Rating: Good 4, Weather: Overcast, Rail Position: +1m 750m-400m, True Remainder

LOCKYER VALLEY
- TURF CLUB -

Field Times (Race Tempo) 1:06.23 (0:10.17) 0:56.06 (0:10.97) 0:45.09 (0:11.02) 0:34.08 (0:11.19) 0:22.89 (0:11.07) 0:11.81 (0:11.81)

Rank	TAB#	Horse	Overall Time	First 400m	Top Speed km/h (Section)	L1100	L1000	L800	L600	L400	L200			
	(BAR#)	Jockey	Margin (DT-W)	Last 600m	Fastest Section (Time)	Start - 1000	1000 - 800	800 - 600	600 - 400	400 - 200	200 - Finish			
1	3	Rich Minx	1:06.23	0:26.61	67.2 (800-600)	1:06.23	0:56.06	0:45.09	0:34.08	0:22.89	0:11.82			
	(4)	Justin P Stanley		0:34.08	1000-800 (0:10.97)	(0:10.17)	(0:10.97)	(0:11.02)	(0:11.19)	(0:11.07)	(0:11.82)			
2	8	Spirit Of Brodie	1:06.41	0:26.95	66.8 (1000-800)	1:06.41	0:55.95	0:44.92	0:33.90	0:22.65	0:11.57			
	(2)	Bailie Baker	1.1L (-3)	0:33.89	800-600 (0:11.02)	(0:10.46)	(0:11.03)	(0:11.02)	(0:11.25)	(0:11.07)	(0:11.57)			
3	6	MISHANI EGO	1:06.45	Data was not able to be tracked for this horse			-:--	-:--	-:--	-:--	-:--	-:--	-:--	-:--
	(6)	Steph Tierney	1.30											
4	5	Enterprise Lucia	1:06.64	0:26.98	67.6 (1000-800)	1:06.64	0:56.26	0:45.14	0:34.06	0:22.79	0:11.72			
	(11)	Corey Sutherland	2.4L (+0)	0:34.05	400-200 (0:11.07)	(0:10.38)	(0:11.12)	(0:11.08)	(0:11.26)	(0:11.07)	(0:11.72)			
5	13	Zheng You	1:06.78	0:27.14	67.5 (800-600)	1:06.78	0:56.28	0:45.04	0:34.14	0:22.78	0:11.60			
	(1)	Dale Smith	3.2L (-2)	0:34.14	800-600 (0:10.90)	(0:10.50)	(0:11.24)	(0:10.90)	(0:11.36)	(0:11.18)	(0:11.60)			
6	2	Elected	1:06.80	0:27.22	66.6 (800-600)	1:06.80	0:56.35	0:45.06	0:34.01	0:22.53	0:11.50			
	(9)	Jake Molloy	3.3L (+1)	0:34.01	400-200 (0:11.03)	(0:10.45)	(0:11.29)	(0:11.05)	(0:11.48)	(0:11.03)	(0:11.50)			
7	18	Adalie	1:06.96	0:27.45	67.6 (800-600)	1:06.96	0:56.06	0:44.90	0:34.02	0:22.56	0:11.49			
	(3)	Nozi Tomizawa	4.3L (+1)	0:34.02	800-600 (0:10.88)	(0:10.90)	(0:11.17)	(0:10.88)	(0:11.46)	(0:11.07)	(0:11.49)			
8	4	Under The Limit	1:07.01	0:26.90	67.2 (1000-800)	1:07.01	0:56.71	0:45.59	0:34.52	0:23.15	0:11.83			
	(5)	Reece O'Connell	4.6L (+0)	0:34.51	800-600 (0:11.07)	(0:10.30)	(0:11.12)	(0:11.07)	(0:11.36)	(0:11.32)	(0:11.83)			
9	12	Sistine Explorer	1:07.14	0:27.15	68.0 (800-600)	1:07.14	0:56.50	0:45.37	0:34.48	0:23.10	0:11.88			
	(7)	Archie McColm	5.3L (+4)	0:34.48	800-600 (0:10.89)	(0:10.64)	(0:11.12)	(0:10.89)	(0:11.38)	(0:11.22)	(0:11.88)			
10	9	Cardiologist	1:07.64	0:27.57	67.4 (800-600)	1:07.64	0:56.72	0:45.47	0:34.52	0:23.15	0:11.98			
	(10)	Harrison Shaw	8.3L (+2)	0:34.52	800-600 (0:10.95)	(0:10.92)	(0:11.25)	(0:10.95)	(0:11.36)	(0:11.18)	(0:11.98)			

Scratched: Warilla Gorilla (#1), Revalene (#7), Thundering Soul (#10), Galpin (#11), Boom Master (#14), Count Nicholas (#15), Uluwatu (#16), Satisfied Mugs (#17), Jemeldi (#19)

Report Created: Sat 27 June 2026

(Note: Races are conducted over an approximate distance as close as possible to the advertised distance, and recorded data may vary accordingly. Official times refer to race times only and do not include handicap times.)

[] Position in running at each section and finish TAB# Saddle cloth number

Fastest split

-:-- No data available at this section

BAR# Barrier/Gate Position

Fastest section

NA No data available

DNF Did not finish

DNT Did not track

DT-W Distance travelled compared to winner in metres

Horse/Jockey Name	Rich Minx/Justin P Stanley
Finish Rank	1
Fastest Section Time (Section)	0:10.97 (1000-800)
Top Speed [km/h] (Section)	67.2 (800-600)
Race State	Finished



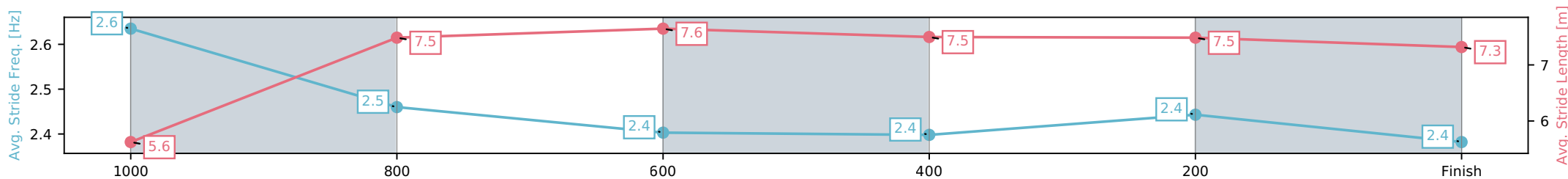
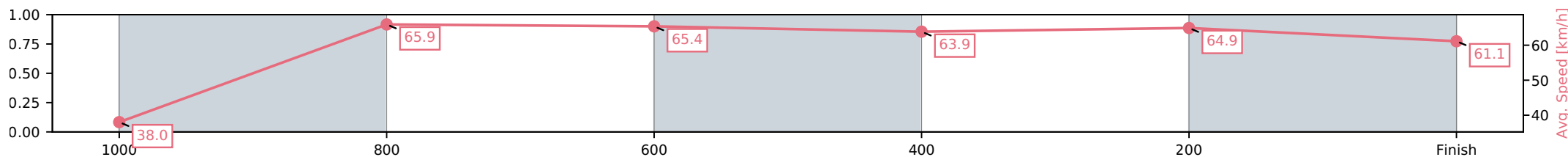
Gatton QLD --Professional-2026-06-27
 Race 7: REDMOND'S PET & LIVESTOCK SUPPLIES
 LOCKYER LIGHTNING BENCHMARK 70 Handicap - 1100m



27 June 2026 - 3:04PM

Track Rating: Good 4, Weather: Overcast, Rail Position: +1m
 750m-400m, True Remainder

Section	L1100	L1000	L800	L600	L400	L200
Section Times	1:06.23 (0:10.17)	0:56.06 (0:10.97)	0:45.09 (0:11.02)	0:34.08 (0:11.19)	0:22.89 (0:11.07)	0:11.82 (0:11.82)
Average Speed [km/h]	38.0	65.9	65.4	63.9	64.9	61.1
Top Speed [km/h]	64.8	66.9	67.2	64.9	66.0	64.0
Avg. Dist. to Rail [m]	4.5	1.3	0.4	1.1	0.5	0.3
Avg. Stride Freq. [Hz]	2.6	2.5	2.4	2.4	2.4	2.4
Avg. Stride Length [m]	5.6	7.5	7.6	7.5	7.5	7.3



- [] Ranking at each section and finish
- :-:- No data available at this section
- NA No data available

Horse/Jockey Name	Spirit Of Brodie/Bailie Baker
Finish Rank	2
Fastest Section Time (Section)	0:11.02 (800-600)
Top Speed [km/h] (Section)	66.8 (1000-800)
Race State	Finished

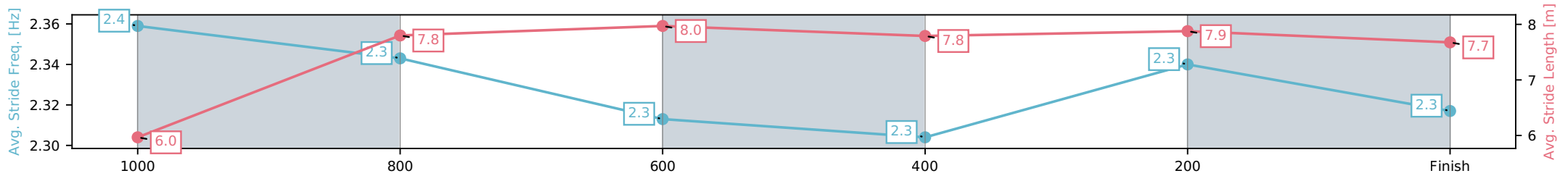
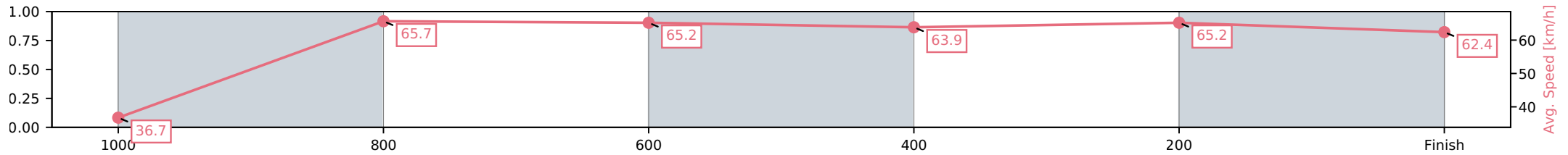


Gatton QLD --Professional-2026-06-27
 Race 7: REDMOND'S PET & LIVESTOCK SUPPLIES
 LOCKYER LIGHTNING BENCHMARK 70 Handicap - 1100m



27 June 2026 - 3:04PM
 Track Rating: Good 4, Weather: Overcast, Rail Position: +1m
 750m-400m, True Remainder

Section	L1100	L1000	L800	L600	L400	L200
Section Times	1:06.41 (0:10.46)	0:55.95 (0:11.03)	0:44.92 (0:11.02)	0:33.90 (0:11.25)	0:22.65 (0:11.07)	0:11.57 (0:11.57)
Average Speed [km/h]	36.7	65.7	65.2	63.9	65.2	62.4
Top Speed [km/h]	61.4	66.8	66.7	65.9	66.8	64.8
Avg. Dist. to Rail [m]	3.4	1.8	0.3	0.5	1.3	3.1
Avg. Stride Freq. [Hz]	2.4	2.3	2.3	2.3	2.3	2.3
Avg. Stride Length [m]	6.0	7.8	8.0	7.8	7.9	7.7



- [] Ranking at each section and finish
- :-:- No data available at this section
- NA No data available

Horse/Jockey Name	Enterprise Lucia/Corey Sutherland
Finish Rank	4
Fastest Section Time (Section)	0:11.07 (400-200)
Top Speed [km/h] (Section)	67.6 (1000-800)
Race State	Finished



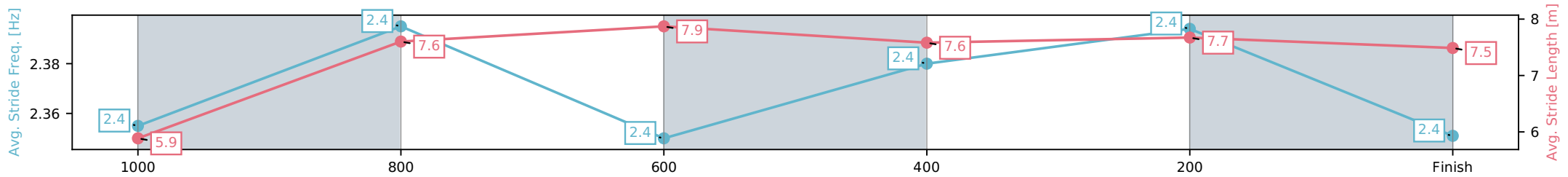
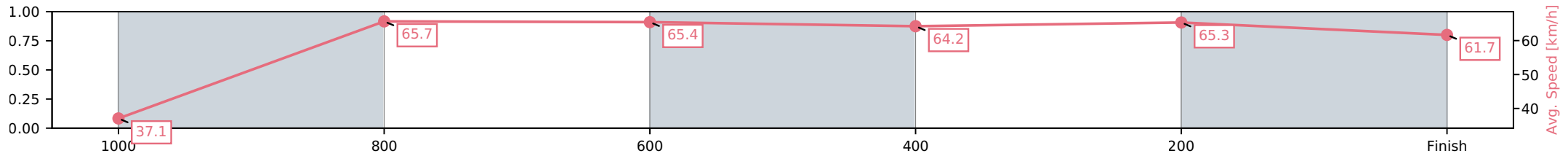
Gatton QLD --Professional-2026-06-27
 Race 7: REDMOND'S PET & LIVESTOCK SUPPLIES
 LOCKYER LIGHTNING BENCHMARK 70 Handicap - 1100m



27 June 2026 - 3:04PM

Track Rating: Good 4, Weather: Overcast, Rail Position: +1m
 750m-400m, True Remainder

Section	L1100	L1000	L800	L600	L400	L200
Section Times	1:06.64 (0:10.38)	0:56.26 (0:11.12)	0:45.14 (0:11.08)	0:34.06 (0:11.26)	0:22.79 (0:11.07)	0:11.72 (0:11.72)
Average Speed [km/h]	37.1	65.7	65.4	64.2	65.3	61.7
Top Speed [km/h]	62.1	67.6	67.1	65.1	66.5	63.7
Avg. Dist. to Rail [m]	9.7	4.3	2.4	1.1	3.0	6.7
Avg. Stride Freq. [Hz]	2.4	2.4	2.4	2.4	2.4	2.4
Avg. Stride Length [m]	5.9	7.6	7.9	7.6	7.7	7.5



- [] Ranking at each section and finish
- :-:- No data available at this section
- NA No data available

Horse/Jockey Name	Zheng You/Dale Smith
Finish Rank	5
Fastest Section Time (Section)	0:10.90 (800-600)
Top Speed [km/h] (Section)	67.5 (800-600)
Race State	Finished



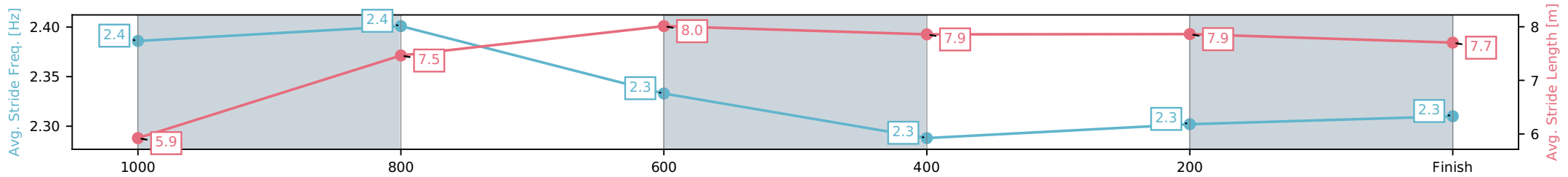
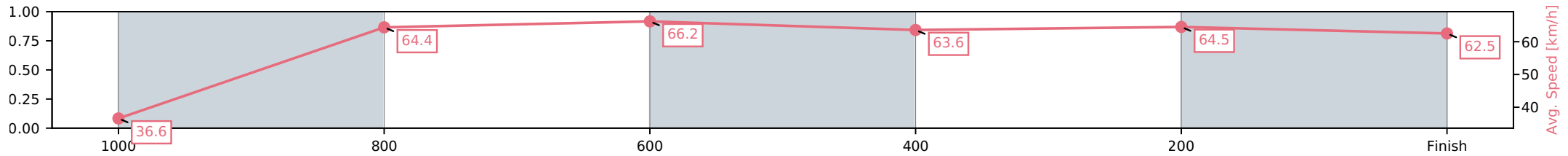
Gatton QLD --Professional-2026-06-27
 Race 7: REDMOND'S PET & LIVESTOCK SUPPLIES
 LOCKYER LIGHTNING BENCHMARK 70 Handicap - 1100m



27 June 2026 - 3:04PM

Track Rating: Good 4, Weather: Overcast, Rail Position: +1m
 750m-400m, True Remainder

Section	L1100	L1000	L800	L600	L400	L200
Section Times	1:06.78 (0:10.50)	0:56.28 (0:11.24)	0:45.04 (0:10.90)	0:34.14 (0:11.36)	0:22.78 (0:11.18)	0:11.60 (0:11.60)
Average Speed [km/h]	36.6	64.4	66.2	63.6	64.5	62.5
Top Speed [km/h]	60.9	66.9	67.5	64.4	65.3	64.8
Avg. Dist. to Rail [m]	2.2	1.5	0.7	0.6	1.8	4.8
Avg. Stride Freq. [Hz]	2.4	2.4	2.3	2.3	2.3	2.3
Avg. Stride Length [m]	5.9	7.5	8.0	7.9	7.9	7.7



- [] Ranking at each section and finish
- :-:- No data available at this section
- NA No data available

Horse/Jockey Name	Elected/Jake Molloy
Finish Rank	6
Fastest Section Time (Section)	0:11.03 (400-200)
Top Speed [km/h] (Section)	66.6 (800-600)
Race State	Finished



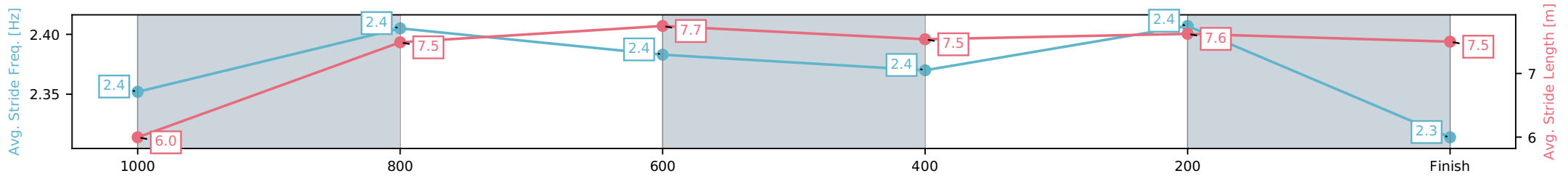
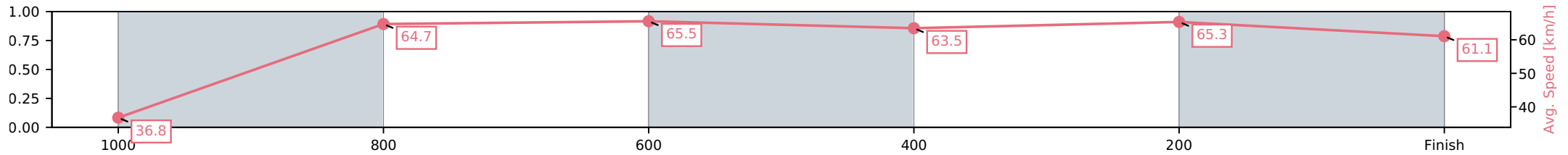
Gatton QLD --Professional-2026-06-27
 Race 7: REDMOND'S PET & LIVESTOCK SUPPLIES
 LOCKYER LIGHTNING BENCHMARK 70 Handicap - 1100m



27 June 2026 - 3:04PM

Track Rating: Good 4, Weather: Overcast, Rail Position: +1m
 750m-400m, True Remainder

Section	L1100	L1000	L800	L600	L400	L200
Section Times	1:06.80 (0:10.45)	0:56.35 (0:11.29)	0:45.06 (0:11.05)	0:34.01 (0:11.48)	0:22.53 (0:11.03)	0:11.50 (0:11.50)
Average Speed [km/h]	36.8	64.7	65.5	63.5	65.3	61.1
Top Speed [km/h]	61.0	65.7	66.6	64.6	66.4	63.7
Avg. Dist. to Rail [m]	8.1	3.7	2.6	1.7	1.3	3.0
Avg. Stride Freq. [Hz]	2.4	2.4	2.4	2.4	2.4	2.3
Avg. Stride Length [m]	6.0	7.5	7.7	7.5	7.6	7.5



- [] Ranking at each section and finish
- :-:- No data available at this section
- NA No data available

Horse/Jockey Name	Adalie/Nozi Tomizawa
Finish Rank	7
Fastest Section Time (Section)	0:10.88 (800-600)
Top Speed [km/h] (Section)	67.6 (800-600)
Race State	Finished



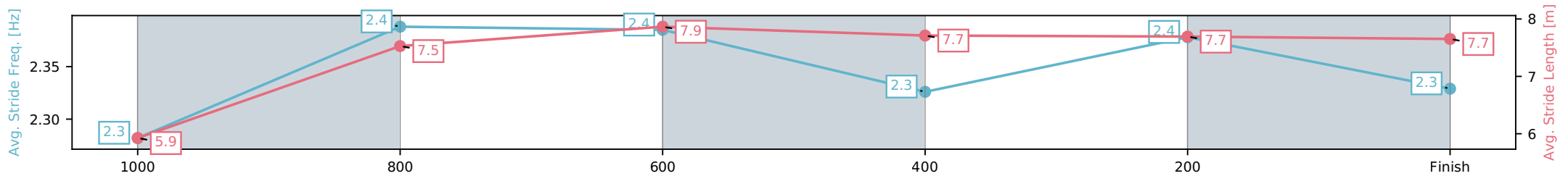
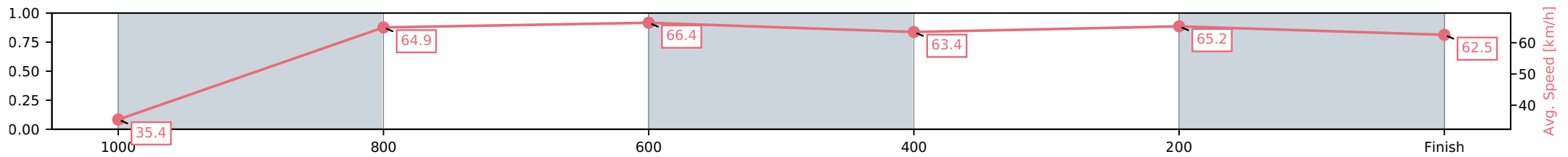
Gatton QLD --Professional-2026-06-27
 Race 7: REDMOND'S PET & LIVESTOCK SUPPLIES
 LOCKYER LIGHTNING BENCHMARK 70 Handicap - 1100m



27 June 2026 - 3:04PM

Track Rating: Good 4, Weather: Overcast, Rail Position: +1m
 750m-400m, True Remainder

Section	L1100	L1000	L800	L600	L400	L200
Section Times	1:06.96 (0:10.90)	0:56.06 (0:11.17)	0:44.90 (0:10.88)	0:34.02 (0:11.46)	0:22.56 (0:11.07)	0:11.49 (0:11.49)
Average Speed [km/h]	35.4	64.9	66.4	63.4	65.2	62.5
Top Speed [km/h]	61.8	67.0	67.6	65.6	66.6	64.8
Avg. Dist. to Rail [m]	4.2	1.8	1.4	1.4	2.4	5.5
Avg. Stride Freq. [Hz]	2.3	2.4	2.4	2.3	2.4	2.3
Avg. Stride Length [m]	5.9	7.5	7.9	7.7	7.7	7.7



- [] Ranking at each section and finish
- :-:- No data available at this section
- NA No data available

Horse/Jockey Name	Under The Limit/Reece O'Connell
Finish Rank	8
Fastest Section Time (Section)	0:11.07 (800-600)
Top Speed [km/h] (Section)	67.2 (1000-800)
Race State	Finished

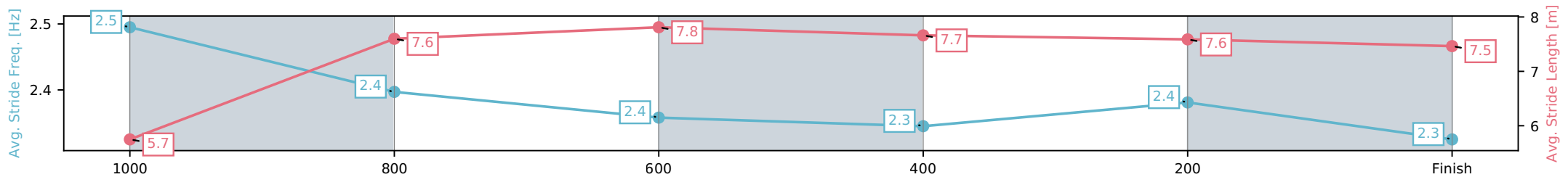
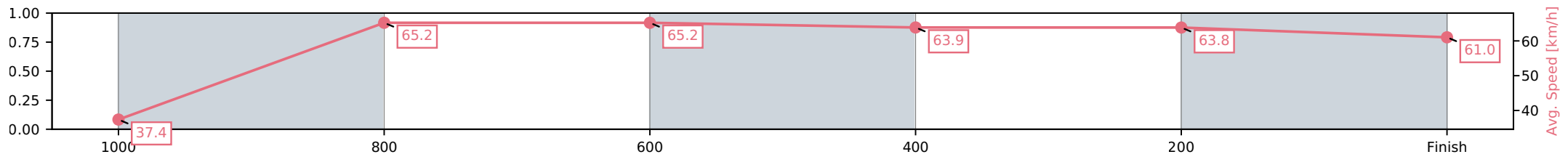


Gatton QLD --Professional-2026-06-27
 Race 7: REDMOND'S PET & LIVESTOCK SUPPLIES
 LOCKYER LIGHTNING BENCHMARK 70 Handicap - 1100m



27 June 2026 - 3:04PM
 Track Rating: Good 4, Weather: Overcast, Rail Position: +1m
 750m-400m, True Remainder

Section	L1100	L1000	L800	L600	L400	L200
Section Times	1:07.01 (0:10.30)	0:56.71 (0:11.12)	0:45.59 (0:11.07)	0:34.52 (0:11.36)	0:23.15 (0:11.32)	0:11.83 (0:11.83)
Average Speed [km/h]	37.4	65.2	65.2	63.9	63.8	61.0
Top Speed [km/h]	62.6	67.2	66.6	64.9	64.7	64.1
Avg. Dist. to Rail [m]	5.6	2.2	1.3	1.2	2.7	6.4
Avg. Stride Freq. [Hz]	2.5	2.4	2.4	2.3	2.4	2.3
Avg. Stride Length [m]	5.7	7.6	7.8	7.7	7.6	7.5



- [] Ranking at each section and finish
- :-:- No data available at this section
- NA No data available

Horse/Jockey Name	Sistine Explorer/Archie McColm
Finish Rank	9
Fastest Section Time (Section)	0:10.89 (800-600)
Top Speed [km/h] (Section)	68.0 (800-600)
Race State	Finished



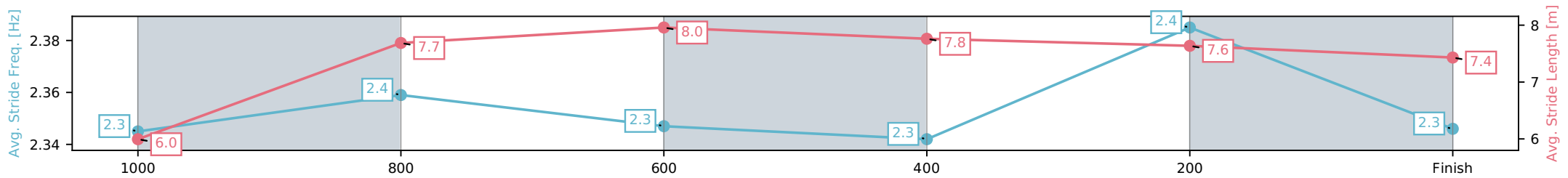
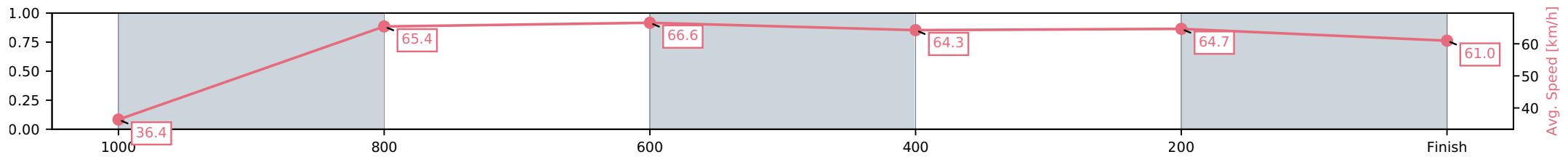
Gatton QLD --Professional-2026-06-27
 Race 7: REDMOND'S PET & LIVESTOCK SUPPLIES
 LOCKYER LIGHTNING BENCHMARK 70 Handicap - 1100m



27 June 2026 - 3:04PM

Track Rating: Good 4, Weather: Overcast, Rail Position: +1m
 750m-400m, True Remainder

Section	L1100	L1000	L800	L600	L400	L200
Section Times	1:07.14 (0:10.64)	0:56.50 (0:11.12)	0:45.37 (0:10.89)	0:34.48 (0:11.38)	0:23.10 (0:11.22)	0:11.88 (0:11.88)
Average Speed [km/h]	36.4	65.4	66.6	64.3	64.7	61.0
Top Speed [km/h]	61.6	66.8	68.0	65.8	65.5	63.8
Avg. Dist. to Rail [m]	7.1	3.1	2.6	2.4	4.7	8.8
Avg. Stride Freq. [Hz]	2.3	2.4	2.3	2.3	2.4	2.3
Avg. Stride Length [m]	6.0	7.7	8.0	7.8	7.6	7.4



- [] Ranking at each section and finish
- :-:- No data available at this section
- NA No data available

Horse/Jockey Name	Cardiologist/Harrison Shaw
Finish Rank	10
Fastest Section Time (Section)	0:10.95 (800-600)
Top Speed [km/h] (Section)	67.4 (800-600)
Race State	Finished

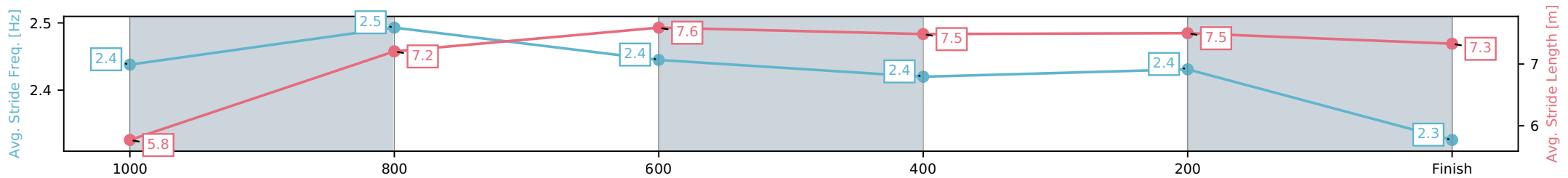
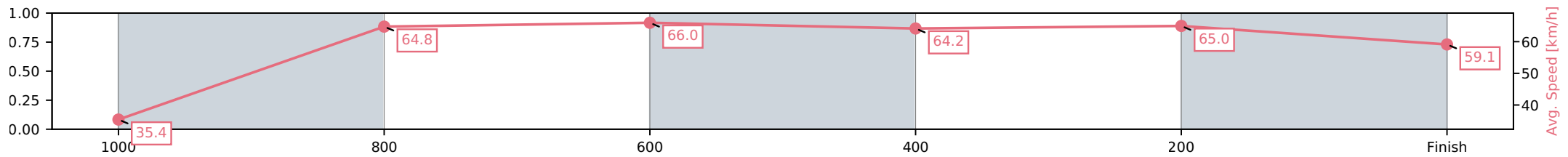


Gatton QLD --Professional-2026-06-27
 Race 7: REDMOND'S PET & LIVESTOCK SUPPLIES
 LOCKYER LIGHTNING BENCHMARK 70 Handicap - 1100m



27 June 2026 - 3:04PM
 Track Rating: Good 4, Weather: Overcast, Rail Position: +1m
 750m-400m, True Remainder

Section	L1100	L1000	L800	L600	L400	L200
Section Times	1:07.64 (0:10.92)	0:56.72 (0:11.25)	0:45.47 (0:10.95)	0:34.52 (0:11.36)	0:23.15 (0:11.18)	0:11.98 (0:11.98)
Average Speed [km/h]	35.4	64.8	66.0	64.2	65.0	59.1
Top Speed [km/h]	60.7	66.1	67.4	65.9	66.4	64.5
Avg. Dist. to Rail [m]	8.8	3.1	1.7	1.9	4.8	8.4
Avg. Stride Freq. [Hz]	2.4	2.5	2.4	2.4	2.4	2.3
Avg. Stride Length [m]	5.8	7.2	7.6	7.5	7.5	7.3



- [] Ranking at each section and finish
- :-:- No data available at this section
- NA No data available



Gatton QLD

Race 8: 2026 LADBROKES GATTON CUP BENCHMARK 70 Handicap - 2000m

27 June 2026 - 3:39PM



Track Rating: Good 4, Weather: Overcast, Rail Position: +1m 750m-400m, True Remainder

Field Times (Race Tempo) 2:02.86 (0:13.77) 1:49.09 (0:11.75) 1:37.34 (0:12.31) 1:25.04 (0:12.02) 1:13.02 (0:12.38) 1:00.64 (0:12.28) 0:48.36 (0:11.85) 0:36.51 (0:12.40)

Rank	TAB#	Horse	Overall Time	First 400m	Top Speed km/h (Section)	L2000	L1800	L1600	L1400	L1200	L1000	L800	L600
	(BAR#)	Jockey	Margin (DT-W)	Last 600m	Fastest Section (Time)	Start - 1800	1800 - 1600	1600 - 1400	1400 - 1200	1200 - 1000	1000 - 800	800 - 600	600 - 400
1	6	Marenaro	2:02.86	0:26.50	63.8 (800-600)	2:02.86	1:48.50 [9]	1:36.36 [7]	1:23.68 [7]	1:11.54 [7]	0:59.49 [6]	0:47.40 [6]	0:35.87 [6]
	(6)	Gary Geran		0:35.87	800-600 (0:11.53)	(0:14.36)	(0:12.14)	(0:12.68)	(0:12.14)	(0:12.06)	(0:12.08)	(0:11.53)	(0:12.06)
2	3	Farnborough	2:03.45	0:26.03	62.7 (800-600)	2:03.45	1:49.41 [5]	1:37.42 [4]	1:24.83 [4]	1:12.69 [4]	1:00.45 [4]	0:48.32 [4]	0:36.72 [4]
	(2)	Ashley Butler	3.5L (+2)	0:36.73	800-600 (0:11.60)	(0:14.04)	(0:11.99)	(0:12.59)	(0:12.14)	(0:12.24)	(0:12.13)	(0:11.60)	(0:12.08)
3	2	Falcon Of Malta	2:03.46	0:25.69	62.8 (1800-1600)	2:03.46	1:49.66 [2]	1:37.76 [2]	1:25.30 [3]	1:13.27 [3]	1:00.96 [2]	0:48.84 [2]	0:37.11 [1]
	(1)	Archie McColm	3.5L (+10)	0:37.11	800-600 (0:11.74)	(0:13.80)	(0:11.89)	(0:12.46)	(0:12.04)	(0:12.30)	(0:12.12)	(0:11.74)	(0:12.40)
4	13	O'caldino	2:03.73	0:25.52	63.5 (1800-1600)	2:03.73	1:49.96 [1]	1:38.21 [1]	1:25.91 [1]	1:13.89 [1]	1:01.51 [1]	0:49.23 [1]	0:37.22 [3]
	(8)	Georgina Cartwright	5.1L (+7)	0:37.22	1800-1600 (0:11.75)	(0:13.77)	(0:11.75)	(0:12.31)	(0:12.02)	(0:12.38)	(0:12.28)	(0:12.01)	(0:12.28)
5	5	Moonshine Run	2:03.82	0:26.81	64.4 (800-600)	2:03.82	1:49.46 [8]	1:37.01 [10]	1:24.21 [10]	1:12.10 [10]	1:00.01 [9]	0:48.08 [10]	0:36.71 [7]
	(10)	Dale Smith	5.7L (+9)	0:36.71	800-600 (0:11.37)	(0:14.36)	(0:12.45)	(0:12.80)	(0:12.11)	(0:12.08)	(0:11.94)	(0:11.37)	(0:12.10)
6	9	Thebarberofseville	2:03.96	0:26.63	64.2 (800-600)	2:03.96	1:49.80 [6]	1:37.33 [8]	1:24.57 [9]	1:12.27 [9]	1:00.13 [10]	0:48.23 [9]	0:36.70 [9]
	(9)	Stacey Callow	6.5L (+11)	0:36.71	800-600 (0:11.53)	(0:14.16)	(0:12.47)	(0:12.76)	(0:12.31)	(0:12.14)	(0:11.90)	(0:11.53)	(0:12.21)
7	1	Barazin	2:03.99	0:26.69	63.8 (800-600)	2:03.99	1:49.56 [10]	1:37.30 [9]	1:24.74 [8]	1:12.55 [8]	1:00.36 [8]	0:48.17 [11]	0:36.63 [10]
	(5)	Sean Cormack	6.6L (+4)	0:36.63	800-600 (0:11.53)	(0:14.43)	(0:12.26)	(0:12.56)	(0:12.19)	(0:12.19)	(0:12.19)	(0:11.53)	(0:12.17)
8	10	Whatjeudoin'	2:04.21	0:26.42	63.0 (800-600)	2:04.21	1:49.93 [7]	1:37.79 [6]	1:25.19 [6]	1:12.98 [6]	1:00.79 [7]	0:48.72 [7]	0:37.09 [8]
	(4)	Harrison Shaw	8.0L (+11)	0:37.10	800-600 (0:11.63)	(0:14.28)	(0:12.14)	(0:12.60)	(0:12.21)	(0:12.19)	(0:12.07)	(0:11.63)	(0:12.26)
9	11	Wowit's Willywonka	2:04.33	0:25.77	63.4 (1800-1600)	2:04.33	1:50.42 [4]	1:38.56 [3]	1:26.23 [2]	1:14.16 [2]	1:01.81 [3]	0:49.68 [3]	0:37.87 [2]
	(11)	Bailie Baker	8.7L (+10)	0:37.87	800-600 (0:11.80)	(0:13.91)	(0:11.86)	(0:12.33)	(0:12.07)	(0:12.35)	(0:12.13)	(0:11.80)	(0:12.46)
10	7	Our Turn Now	2:04.42	0:26.11	62.8 (800-600)	2:04.42	1:50.51 [3]	1:38.32 [5]	1:25.76 [5]	1:13.64 [5]	1:01.36 [5]	0:49.25 [5]	0:37.62 [5]
	(3)	Corey Sutherland	9.2L (+14)	0:37.63	800-600 (0:11.63)	(0:13.91)	(0:12.20)	(0:12.56)	(0:12.12)	(0:12.28)	(0:12.11)	(0:11.63)	(0:12.38)

Scratched: Grey Northern (#8), Don Stefano (#12)

Report Created: Sat 27 June 2026

(Note: Races are conducted over an approximate distance as close as possible to the advertised distance, and recorded data may vary accordingly. Official times refer to race times only and do not include handicap times.)

[] Position in running at each section and finish TAB# Saddle cloth number

Fastest split

:-:-- No data available at this section

BAR# Barrier/Gate Position

Fastest section

NA No data available

DNF Did not finish

DNT Did not track

DT-W Distance travelled compared to winner in metres



Gatton QLD

Race 8: 2026 LADBROKES GATTON CUP BENCHMARK 70 Handicap - 2000m

27 June 2026 - 3:39PM

Track Rating: Good 4, Weather: Overcast, Rail Position: +1m 750m-400m, True Remainder



LOCKYER VALLEY
- TURF CLUB -

Field Times (Race Tempo) 2:02.86 (0:13.77) 1:49.09 (0:11.75) 1:37.34 (0:12.31) 1:25.04 (0:12.02) 1:13.02 (0:12.38) 1:00.64 (0:12.28) 0:48.36 (0:11.85) 0:36.51 (0:12.40)

Rank	TAB#	Horse	Overall Time	First 400m	Top Speed km/h (Section)	L2000	L1800	L1600	L1400	L1200	L1000	L800	L600
	(BAR#)	Jockey	Margin (DT-W)	Last 600m	Fastest Section (Time)	Start - 1800	1800 - 1600	1600 - 1400	1400 - 1200	1200 - 1000	1000 - 800	800 - 600	600 - 400
11	4	Samurai Warrior	2:04.68	0:27.17	63.4 (800-600)	2:04.68	1:49.88 [11]	1:37.51 [11]	1:24.86 [11]	1:12.70 [11]	1:00.78 [11]	0:48.96 [8]	0:37.13 [11]
	(7)	Nozi Tomizawa	10.7L (+12)	0:37.13	1000-800 (0:11.82)	(0:14.80)	(0:12.37)	(0:12.66)	(0:12.15)	(0:11.92)	(0:11.82)	(0:11.83)	(0:12.44)

Scratched: Grey Northern (#8), Don Stefano (#12)

Report Created: Sat 27 June 2026

(Note: Races are conducted over an approximate distance as close as possible to the advertised distance, and recorded data may vary accordingly. Official times refer to race times only and do not include handicap times.)

[] Position in running at each section and finish TAB# Saddle cloth number
 -:-:- No data available at this section BAR# Barrier/Gate Position
 NA No data available DNF Did not finish
 DNT Did not track DT-W Distance travelled compared to winner in metres

Fastest split
 Fastest section

data processed by TRIPLESDATA



Gatton QLD

Race 8: 2026 LADBROKES GATTON CUP BENCHMARK 70 Handicap - 2000m

27 June 2026 - 3:39PM

Track Rating: Good 4, Weather: Overcast, Rail Position: +1m 750m-400m, True Remainder



Field Times 0:24.11 0:11.98
(Race Tempo) (0:12.13) (0:11.98)

Rank	TAB#	Horse	Overall Time	First 400m	Top Speed km/h (Section)	L400	L200						
	(BAR#)	Jockey	Margin (DT-W)	Last 600m	Fastest Section (Time)	400 - 200	200 - Finish						
1	6	Marenaro	2:02.86	0:26.50	63.8 (800-600)	0:23.81 [5]	0:11.94 [3]						
	(6)	Gary Geran		0:35.87	800-600 (0:11.53)	(0:11.87)	(0:11.94)						
2	3	Farnborough	2:03.45	0:26.03	62.7 (800-600)	0:24.64 [3]	0:12.54 [2]						
	(2)	Ashley Butler	3.5L (+2)	0:36.73	800-600 (0:11.60)	(0:12.11)	(0:12.54)						
3	2	Falcon Of Malta	2:03.46	0:25.69	62.8 (1800-1600)	0:24.71 [1]	0:12.58 [1]						
	(1)	Archie McColm	3.5L (+10)	0:37.11	800-600 (0:11.74)	(0:12.13)	(0:12.58)						
4	13	O'caldino	2:03.73	0:25.52	63.5 (1800-1600)	0:24.94 [2]	0:12.70 [4]						
	(8)	Georgina Cartwright	5.1L (+7)	0:37.22	1800-1600 (0:11.75)	(0:12.24)	(0:12.70)						
5	5	Moonshine Run	2:03.82	0:26.81	64.4 (800-600)	0:24.61 [7]	0:12.54 [5]						
	(10)	Dale Smith	5.7L (+9)	0:36.71	800-600 (0:11.37)	(0:12.07)	(0:12.54)						
6	9	Thebarberofseville	2:03.96	0:26.63	64.2 (800-600)	0:24.49 [9]	0:12.54 [7]						
	(9)	Stacey Callow	6.5L (+11)	0:36.71	800-600 (0:11.53)	(0:11.96)	(0:12.54)						
7	1	Barazin	2:03.99	0:26.69	63.8 (800-600)	0:24.46 [10]	0:12.22 [10]						
	(5)	Sean Cormack	6.6L (+4)	0:36.63	800-600 (0:11.53)	(0:12.24)	(0:12.22)						
8	10	Whatjeudoin'	2:04.21	0:26.42	63.0 (800-600)	0:24.84 [8]	0:12.52 [9]						
	(4)	Harrison Shaw	8.0L (+11)	0:37.10	800-600 (0:11.63)	(0:12.32)	(0:12.52)						
9	11	Wowit's Willywonka	2:04.33	0:25.77	63.4 (1800-1600)	0:25.41 [4]	0:12.94 [6]						
	(11)	Bailie Baker	8.7L (+10)	0:37.87	800-600 (0:11.80)	(0:12.47)	(0:12.94)						
10	7	Our Turn Now	2:04.42	0:26.11	62.8 (800-600)	0:25.25 [6]	0:12.91 [8]						
	(3)	Corey Sutherland	9.2L (+14)	0:37.63	800-600 (0:11.63)	(0:12.34)	(0:12.91)						

Scratched: Grey Northern (#8), Don Stefano (#12)

Report Created: Sat 27 June 2026

(Note: Races are conducted over an approximate distance as close as possible to the advertised distance, and recorded data may vary accordingly. Official times refer to race times only and do not include handicap times.)

[] Position in running at each section and finish TAB# Saddle cloth number
 -:-:- No data available at this section BAR# Barrier/Gate Position
 NA No data available DNF Did not finish
 DNT Did not track DT-W Distance travelled compared to winner in metres

Fastest split
 Fastest section

data processed by TRIPLES DATA



Gatton QLD

Race 8: 2026 LADBROKES GATTON CUP BENCHMARK 70 Handicap - 2000m

27 June 2026 - 3:39PM

Track Rating: Good 4, Weather: Overcast, Rail Position: +1m 750m-400m, True Remainder



Field Times 0:24.11 0:11.98
 (Race Tempo) (0:12.13) (0:11.98)

Rank	TAB#	Horse	Overall Time	First 400m	Top Speed km/h (Section)	L400	L200						
	(BAR#)	Jockey	Margin (DT-W)	Last 600m	Fastest Section (Time)	400 - 200	200 - Finish						
11	4	Samurai Warrior	2:04.68	0:27.17	63.4 (800-600)	0:24.69 [11]	0:12.69 [11]						
	(7)	Nozi Tomizawa	10.7L (+12)	0:37.13	1000-800 (0:11.82)	(0:12.00)	(0:12.69)						

Scratched: Grey Northern (#8), Don Stefano (#12)

Report Created: Sat 27 June 2026

(Note: Races are conducted over an approximate distance as close as possible to the advertised distance, and recorded data may vary accordingly. Official times refer to race times only and do not include handicap times.)

[] Position in running at each section and finish TAB# Saddle cloth number

-:-:- No data available at this section

NA No data available

DNT Did not track

BAR# Barrier/Gate Position

DNF Did not finish

DT-W Distance travelled compared to winner in metres

Fastest split

Fastest section

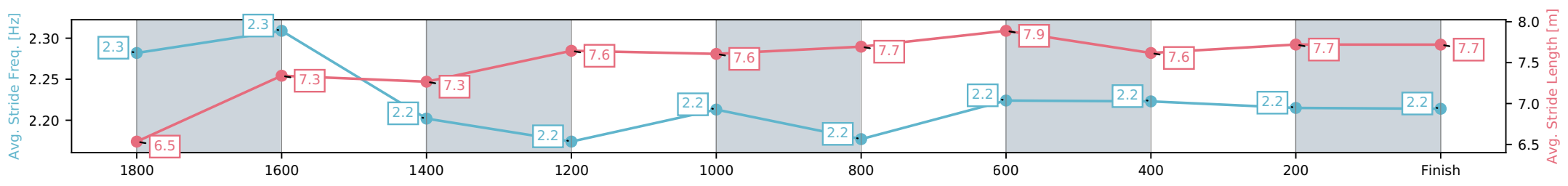
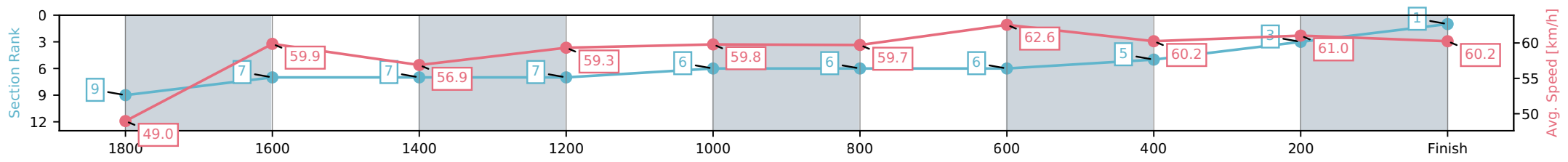
Horse/Jockey Name	Marenaro/Gary Geran
Finish Rank	1
Fastest Section Time (Section)	0:11.53 (800-600)
Top Speed [km/h] (Section)	63.8 (800-600)
Race State	Finished



Gatton QLD --Professional-2026-06-27
 Race 8: 2026 LADBROKES GATTON CUP BENCHMARK 70
 Handicap - 2000m
 27 June 2026 - 3:39PM
 Track Rating: Good 4, Weather: Overcast, Rail Position: +1m
 750m-400m, True Remainder



Section	L2000	L1800	L1600	L1400	L1200	L1000	L800	L600	L400	L200
Section Times	2:02.86 (0:14.36)	1:48.50 [9] (0:12.14)	1:36.36 [7] (0:12.68)	1:23.68 [7] (0:12.14)	1:11.54 [7] (0:12.06)	0:59.49 [6] (0:12.08)	0:47.40 [6] (0:11.53)	0:35.87 [6] (0:12.06)	0:23.81 [5] (0:11.87)	0:11.94 [3] (0:11.94)
Average Speed [km/h]	49.0	59.9	56.9	59.3	59.8	59.7	62.6	60.2	61.0	60.2
Top Speed [km/h]	61.9	62.1	58.7	61.1	61.2	61.8	63.8	61.3	62.1	62.1
Avg. Dist. to Rail [m]	3.8	1.6	0.6	0.7	0.3	0.6	1.6	1.2	4.4	7.3
Avg. Stride Freq. [Hz]	2.3	2.3	2.2	2.2	2.2	2.2	2.2	2.2	2.2	2.2
Avg. Stride Length [m]	6.5	7.3	7.3	7.6	7.6	7.7	7.9	7.6	7.7	7.7



[] Ranking at each section and finish
 -:-:- No data available at this section
 NA No data available

Horse/Jockey Name	Farnborough/Ashley Butler
Finish Rank	2
Fastest Section Time (Section)	0:11.60 (800-600)
Top Speed [km/h] (Section)	62.7 (800-600)
Race State	Finished



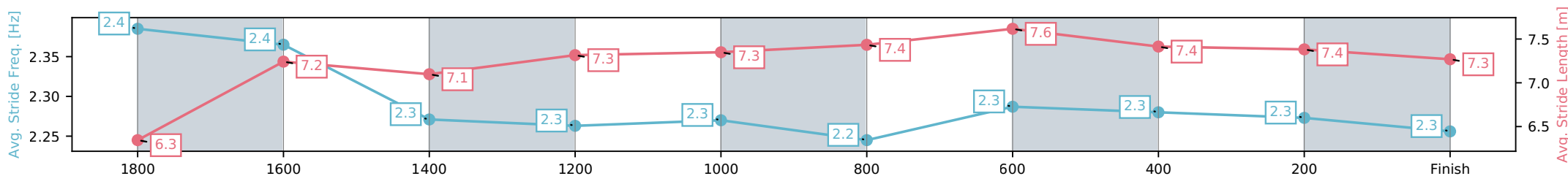
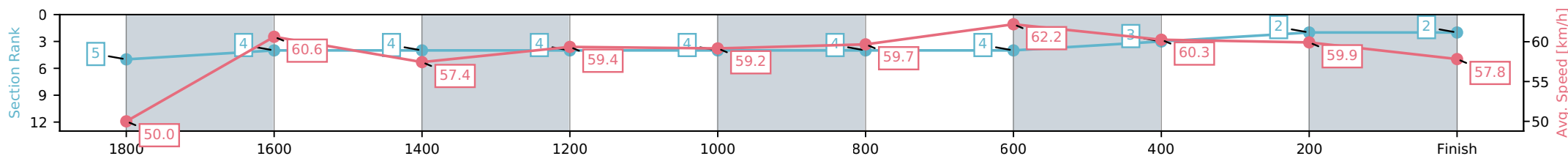
Gatton QLD --Professional-2026-06-27
 Race 8: 2026 LADBROKES GATTON CUP BENCHMARK 70
 Handicap - 2000m

27 June 2026 - 3:39PM



Track Rating: Good 4, Weather: Overcast, Rail Position: +1m
 750m-400m, True Remainder

Section	L2000	L1800	L1600	L1400	L1200	L1000	L800	L600	L400	L200
Section Times	2:03.45 (0:14.04)	1:49.41 [5] (0:11.99)	1:37.42 [4] (0:12.59)	1:24.83 [4] (0:12.14)	1:12.69 [4] (0:12.24)	1:00.45 [4] (0:12.13)	0:48.32 [4] (0:11.60)	0:36.72 [4] (0:12.08)	0:24.64 [3] (0:12.11)	0:12.54 [2] (0:12.54)
Average Speed [km/h]	50.0	60.6	57.4	59.4	59.2	59.7	62.2	60.3	59.9	57.8
Top Speed [km/h]	61.1	61.9	58.2	60.9	60.9	61.6	62.7	61.6	60.3	59.6
Avg. Dist. to Rail [m]	2.7	1.7	1.3	1.2	1.2	1.3	1.3	1.6	4.6	6.7
Avg. Stride Freq. [Hz]	2.4	2.4	2.3	2.3	2.3	2.2	2.3	2.3	2.3	2.3
Avg. Stride Length [m]	6.3	7.2	7.1	7.3	7.3	7.4	7.6	7.4	7.4	7.3



[] Ranking at each section and finish
 -:-:- No data available at this section
 NA No data available

Horse/Jockey Name	Falcon Of Malta/Archie McColm
Finish Rank	3
Fastest Section Time (Section)	0:11.74 (800-600)
Top Speed [km/h] (Section)	62.8 (1800-1600)
Race State	Finished



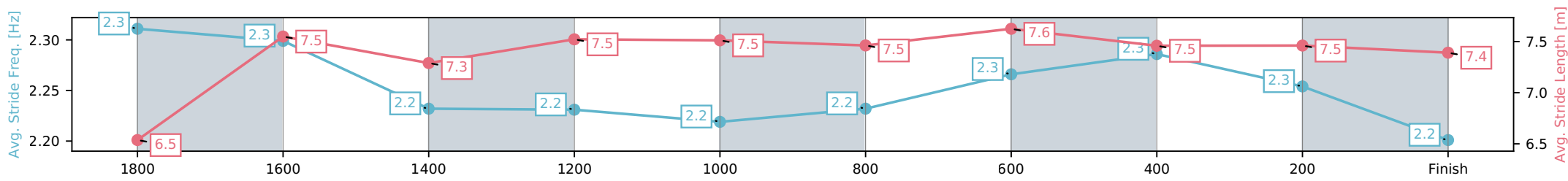
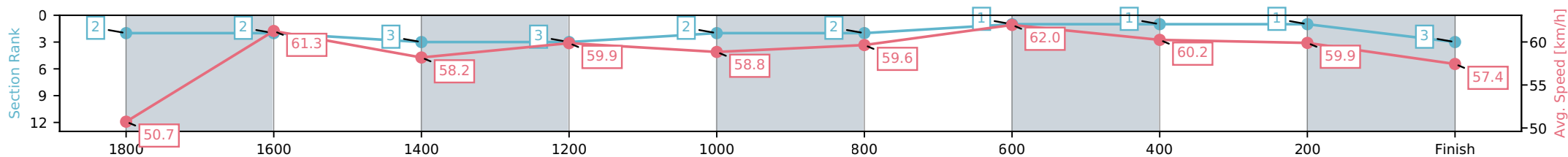
Gatton QLD --Professional-2026-06-27
 Race 8: 2026 LADBROKES GATTON CUP BENCHMARK 70
 Handicap - 2000m

27 June 2026 - 3:39PM



Track Rating: Good 4, Weather: Overcast, Rail Position: +1m
 750m-400m, True Remainder

Section	L2000	L1800	L1600	L1400	L1200	L1000	L800	L600	L400	L200
Section Times	2:03.46 (0:13.80)	1:49.66 [2] (0:11.89)	1:37.76 [2] (0:12.46)	1:25.30 [3] (0:12.04)	1:13.27 [3] (0:12.30)	1:00.96 [2] (0:12.12)	0:48.84 [2] (0:11.74)	0:37.11 [1] (0:12.40)	0:24.71 [1] (0:12.13)	0:12.58 [1] (0:12.58)
Average Speed [km/h]	50.7	61.3	58.2	59.9	58.8	59.6	62.0	60.2	59.9	57.4
Top Speed [km/h]	61.8	62.8	59.0	60.9	60.8	60.5	62.7	62.1	60.8	59.8
Avg. Dist. to Rail [m]	2.2	2.0	1.6	1.5	0.8	1.3	3.8	5.8	6.0	6.5
Avg. Stride Freq. [Hz]	2.3	2.3	2.2	2.2	2.2	2.2	2.3	2.3	2.3	2.2
Avg. Stride Length [m]	6.5	7.5	7.3	7.5	7.5	7.5	7.6	7.5	7.5	7.4



[] Ranking at each section and finish
 -:-:- No data available at this section
 NA No data available

Horse/Jockey Name	O'caldino/Georgina Cartwright
Finish Rank	4
Fastest Section Time (Section)	0:11.75 (1800-1600)
Top Speed [km/h] (Section)	63.5 (1800-1600)
Race State	Finished



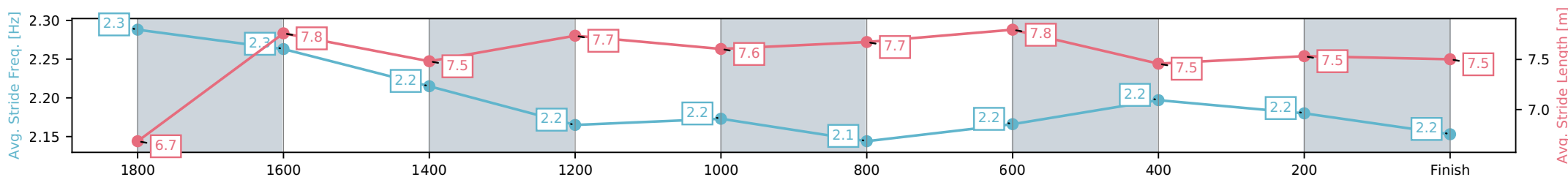
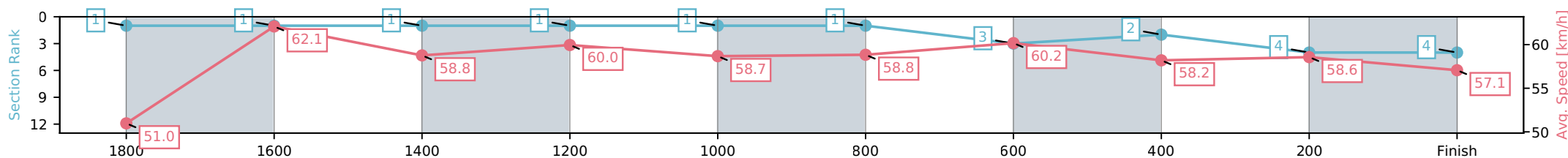
Gatton QLD --Professional-2026-06-27
 Race 8: 2026 LADBROKES GATTON CUP BENCHMARK 70
 Handicap - 2000m

27 June 2026 - 3:39PM



Track Rating: Good 4, Weather: Overcast, Rail Position: +1m
 750m-400m, True Remainder

Section	L2000	L1800	L1600	L1400	L1200	L1000	L800	L600	L400	L200
Section Times	2:03.73 (0:13.77)	1:49.96 [1] (0:11.75)	1:38.21 [1] (0:12.31)	1:25.91 [1] (0:12.02)	1:13.89 [1] (0:12.38)	1:01.51 [1] (0:12.28)	0:49.23 [1] (0:12.01)	0:37.22 [3] (0:12.28)	0:24.94 [2] (0:12.24)	0:12.70 [4] (0:12.70)
Average Speed [km/h]	51.0	62.1	58.8	60.0	58.7	58.8	60.2	58.2	58.6	57.1
Top Speed [km/h]	63.4	63.5	60.2	60.9	61.0	60.1	60.8	59.5	59.5	58.6
Avg. Dist. to Rail [m]	8.2	3.1	1.1	1.4	1.5	1.6	1.3	1.2	1.9	0.4
Avg. Stride Freq. [Hz]	2.3	2.3	2.2	2.2	2.2	2.1	2.2	2.2	2.2	2.2
Avg. Stride Length [m]	6.7	7.8	7.5	7.7	7.6	7.7	7.8	7.5	7.5	7.5



[] Ranking at each section and finish
 -:-:- No data available at this section
 NA No data available

Horse/Jockey Name	Moonshine Run/Dale Smith
Finish Rank	5
Fastest Section Time (Section)	0:11.37 (800-600)
Top Speed [km/h] (Section)	64.4 (800-600)
Race State	Finished



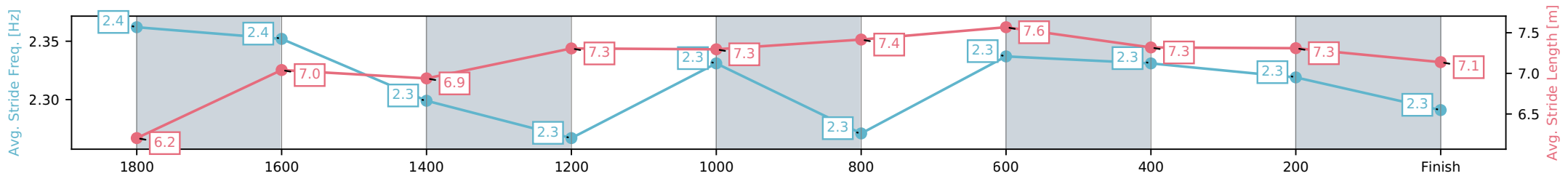
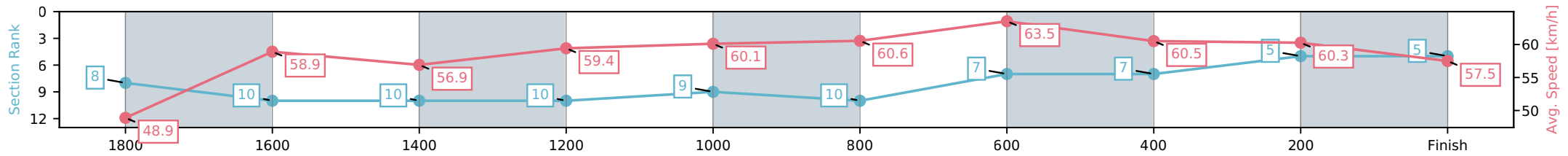
Gatton QLD --Professional-2026-06-27
 Race 8: 2026 LADBROKES GATTON CUP BENCHMARK 70
 Handicap - 2000m

27 June 2026 - 3:39PM



Track Rating: Good 4, Weather: Overcast, Rail Position: +1m
 750m-400m, True Remainder

Section	L2000	L1800	L1600	L1400	L1200	L1000	L800	L600	L400	L200
Section Times	2:03.82 (0:14.36)	1:49.46 [8] (0:12.45)	1:37.01 [10] (0:12.80)	1:24.21 [10] (0:12.11)	1:12.10 [10] (0:12.08)	1:00.01 [9] (0:11.94)	0:48.08 [10] (0:11.37)	0:36.71 [7] (0:12.10)	0:24.61 [7] (0:12.07)	0:12.54 [5] (0:12.54)
Average Speed [km/h]	48.9	58.9	56.9	59.4	60.1	60.6	63.5	60.5	60.3	57.5
Top Speed [km/h]	60.2	60.0	58.8	61.3	61.8	62.3	64.4	62.9	61.1	60.3
Avg. Dist. to Rail [m]	8.8	3.6	2.5	1.5	1.5	1.3	1.5	2.7	4.8	5.3
Avg. Stride Freq. [Hz]	2.4	2.4	2.3	2.3	2.3	2.3	2.3	2.3	2.3	2.3
Avg. Stride Length [m]	6.2	7.0	6.9	7.3	7.3	7.4	7.6	7.3	7.3	7.1



[] Ranking at each section and finish
 -:-:- No data available at this section
 NA No data available

Horse/Jockey Name	Thebarberofseville/Stacey Callow
Finish Rank	6
Fastest Section Time (Section)	0:11.53 (800-600)
Top Speed [km/h] (Section)	64.2 (800-600)
Race State	Finished



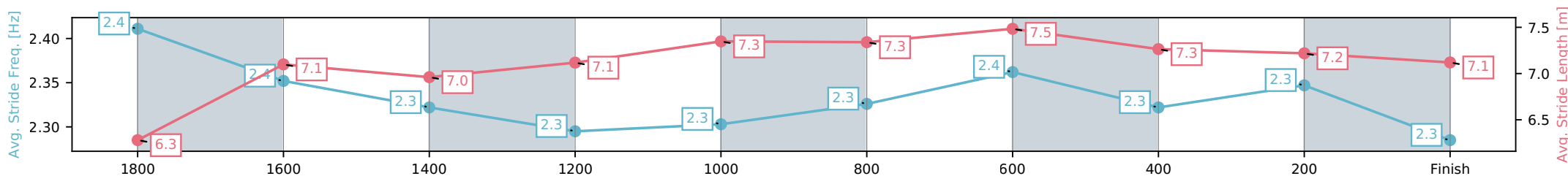
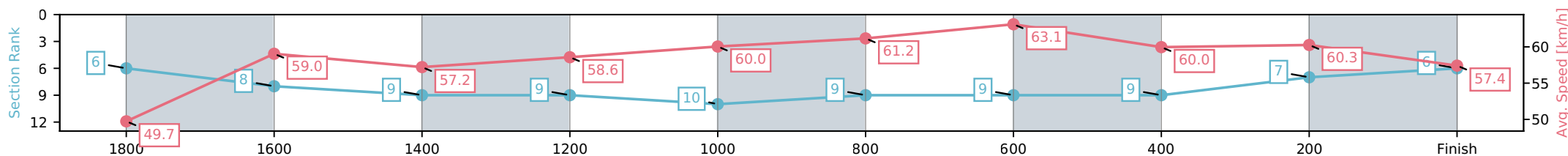
Gatton QLD --Professional-2026-06-27
 Race 8: 2026 LADBROKES GATTON CUP BENCHMARK 70
 Handicap - 2000m

27 June 2026 - 3:39PM



Track Rating: Good 4, Weather: Overcast, Rail Position: +1m
 750m-400m, True Remainder

Section	L2000	L1800	L1600	L1400	L1200	L1000	L800	L600	L400	L200
Section Times	2:03.96 (0:14.16)	1:49.80 [6] (0:12.47)	1:37.33 [8] (0:12.76)	1:24.57 [9] (0:12.31)	1:12.27 [9] (0:12.14)	1:00.13 [10] (0:11.90)	0:48.23 [9] (0:11.53)	0:36.70 [9] (0:12.21)	0:24.49 [9] (0:11.96)	0:12.54 [7] (0:12.54)
Average Speed [km/h]	49.7	59.0	57.2	58.6	60.0	61.2	63.1	60.0	60.3	57.4
Top Speed [km/h]	63.4	61.1	59.3	61.1	61.8	62.7	64.2	61.9	61.4	59.3
Avg. Dist. to Rail [m]	7.1	3.7	3.1	2.3	2.2	3.1	3.8	2.5	1.3	3.5
Avg. Stride Freq. [Hz]	2.4	2.4	2.3	2.3	2.3	2.3	2.4	2.3	2.3	2.3
Avg. Stride Length [m]	6.3	7.1	7.0	7.1	7.3	7.3	7.5	7.3	7.2	7.1



[] Ranking at each section and finish
 -:-:- No data available at this section
 NA No data available

Horse/Jockey Name	Barazin/Sean Cormack
Finish Rank	7
Fastest Section Time (Section)	0:11.53 (800-600)
Top Speed [km/h] (Section)	63.8 (800-600)
Race State	Finished



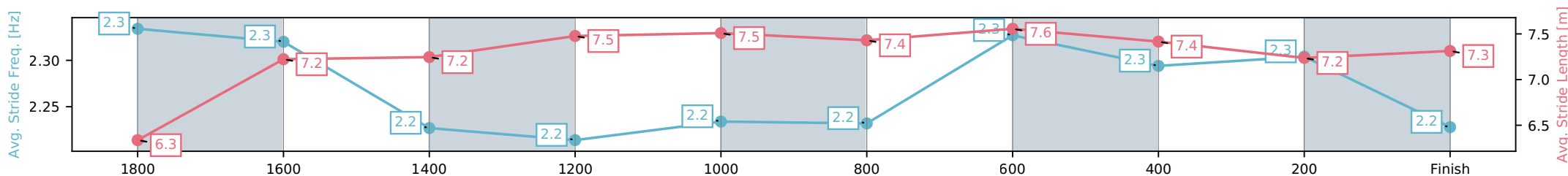
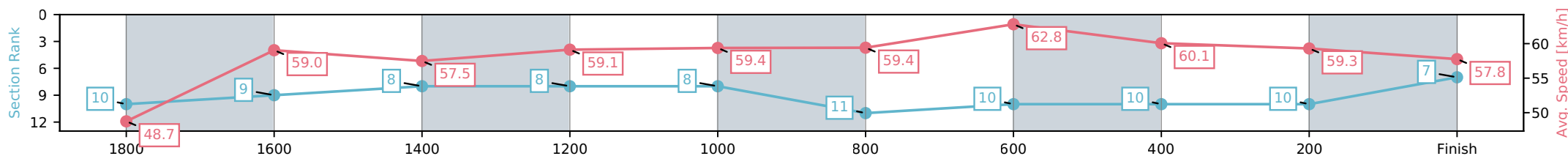
Gatton QLD --Professional-2026-06-27
 Race 8: 2026 LADBROKES GATTON CUP BENCHMARK 70
 Handicap - 2000m

27 June 2026 - 3:39PM



Track Rating: Good 4, Weather: Overcast, Rail Position: +1m
 750m-400m, True Remainder

Section	L2000	L1800	L1600	L1400	L1200	L1000	L800	L600	L400	L200
Section Times	2:03.99 (0:14.43)	1:49.56 [10] (0:12.26)	1:37.30 [9] (0:12.56)	1:24.74 [8] (0:12.19)	1:12.55 [8] (0:12.19)	1:00.36 [8] (0:12.19)	0:48.17 [11] (0:11.53)	0:36.63 [10] (0:12.17)	0:24.46 [10] (0:12.24)	0:12.22 [10] (0:12.22)
Average Speed [km/h]	48.7	59.0	57.5	59.1	59.4	59.4	62.8	60.1	59.3	57.8
Top Speed [km/h]	62.0	62.7	59.1	60.4	61.2	61.5	63.8	62.4	59.9	59.1
Avg. Dist. to Rail [m]	3.0	1.0	0.9	1.2	1.2	1.7	2.4	2.4	4.8	5.6
Avg. Stride Freq. [Hz]	2.3	2.3	2.2	2.2	2.2	2.2	2.3	2.3	2.3	2.2
Avg. Stride Length [m]	6.3	7.2	7.2	7.5	7.5	7.4	7.6	7.4	7.2	7.3



- [] Ranking at each section and finish
- :-:- No data available at this section
- NA No data available

Horse/Jockey Name	Whatjeudoin'/Harrison Shaw
Finish Rank	8
Fastest Section Time (Section)	0:11.63 (800-600)
Top Speed [km/h] (Section)	63.0 (800-600)
Race State	Finished



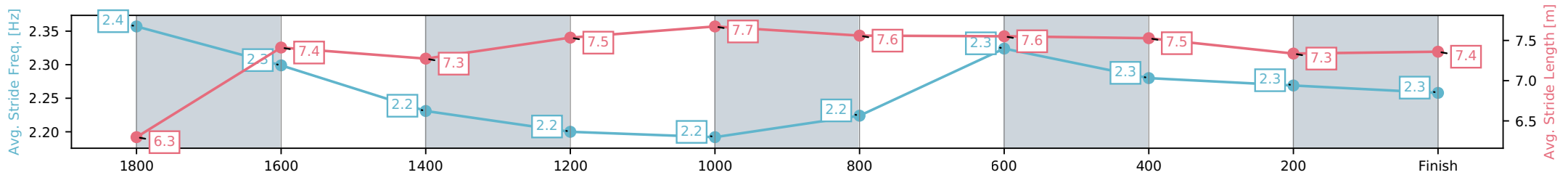
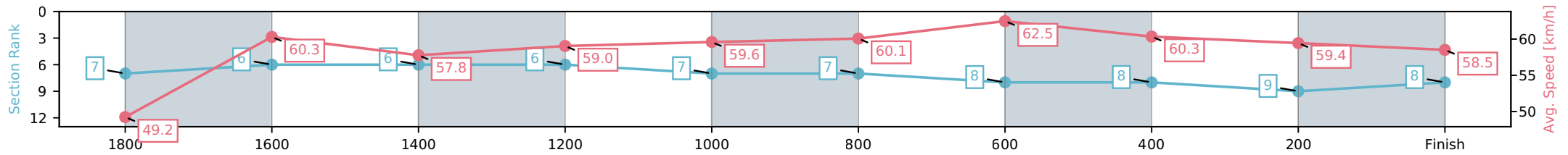
Gatton QLD --Professional-2026-06-27
 Race 8: 2026 LADBROKES GATTON CUP BENCHMARK 70
 Handicap - 2000m

27 June 2026 - 3:39PM

Track Rating: Good 4, Weather: Overcast, Rail Position: +1m
 750m-400m, True Remainder



Section	L2000	L1800	L1600	L1400	L1200	L1000	L800	L600	L400	L200
Section Times	2:04.21 (0:14.28)	1:49.93 [7] (0:12.14)	1:37.79 [6] (0:12.60)	1:25.19 [6] (0:12.21)	1:12.98 [6] (0:12.19)	1:00.79 [7] (0:12.07)	0:48.72 [7] (0:11.63)	0:37.09 [8] (0:12.26)	0:24.84 [8] (0:12.32)	0:12.52 [9] (0:12.52)
Average Speed [km/h]	49.2	60.3	57.8	59.0	59.6	60.1	62.5	60.3	59.4	58.5
Top Speed [km/h]	62.2	62.5	59.0	60.2	60.9	61.9	63.0	62.3	60.6	60.8
Avg. Dist. to Rail [m]	4.3	3.0	2.7	2.2	1.4	2.4	3.1	4.7	8.6	10.8
Avg. Stride Freq. [Hz]	2.4	2.3	2.2	2.2	2.2	2.2	2.3	2.3	2.3	2.3
Avg. Stride Length [m]	6.3	7.4	7.3	7.5	7.7	7.6	7.6	7.5	7.3	7.4



- [] Ranking at each section and finish
- :-:- No data available at this section
- NA No data available

Horse/Jockey Name	Wowit's Willywonka/Bailie Baker
Finish Rank	9
Fastest Section Time (Section)	0:11.80 (800-600)
Top Speed [km/h] (Section)	63.4 (1800-1600)
Race State	Finished



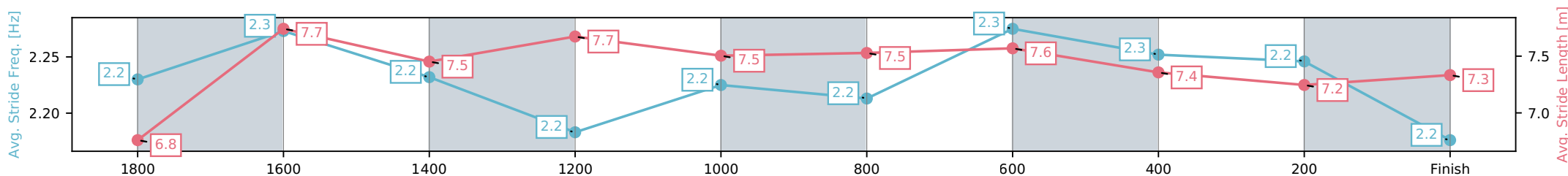
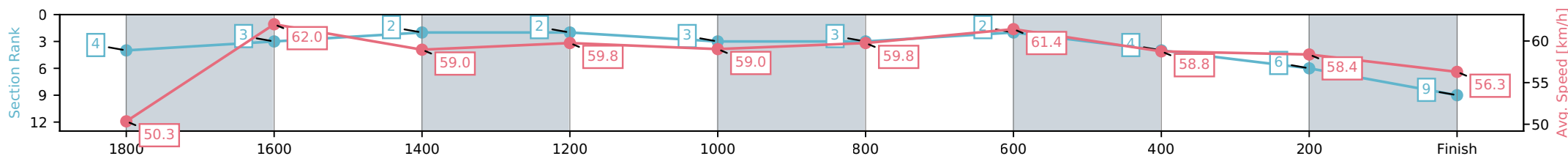
Gatton QLD --Professional-2026-06-27
 Race 8: 2026 LADBROKES GATTON CUP BENCHMARK 70
 Handicap - 2000m

27 June 2026 - 3:39PM



Track Rating: Good 4, Weather: Overcast, Rail Position: +1m
 750m-400m, True Remainder

Section	L2000	L1800	L1600	L1400	L1200	L1000	L800	L600	L400	L200
Section Times	2:04.33 (0:13.91)	1:50.42 [4] (0:11.86)	1:38.56 [3] (0:12.33)	1:26.23 [2] (0:12.07)	1:14.16 [2] (0:12.35)	1:01.81 [3] (0:12.13)	0:49.68 [3] (0:11.80)	0:37.87 [2] (0:12.46)	0:25.41 [4] (0:12.47)	0:12.94 [6] (0:12.94)
Average Speed [km/h]	50.3	62.0	59.0	59.8	59.0	59.8	61.4	58.8	58.4	56.3
Top Speed [km/h]	62.6	63.4	59.5	60.6	61.2	60.8	61.9	61.1	59.1	58.6
Avg. Dist. to Rail [m]	10.8	4.4	2.4	2.5	2.4	2.2	2.4	3.0	6.6	7.7
Avg. Stride Freq. [Hz]	2.2	2.3	2.2	2.2	2.2	2.2	2.3	2.3	2.2	2.2
Avg. Stride Length [m]	6.8	7.7	7.5	7.7	7.5	7.5	7.6	7.4	7.2	7.3



- [] Ranking at each section and finish
- :-:- No data available at this section
- NA No data available

Horse/Jockey Name	Our Turn Now/Corey Sutherland
Finish Rank	10
Fastest Section Time (Section)	0:11.63 (800-600)
Top Speed [km/h] (Section)	62.8 (800-600)
Race State	Finished



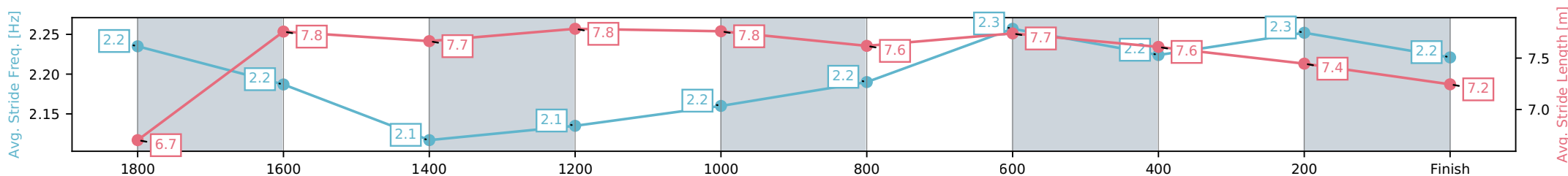
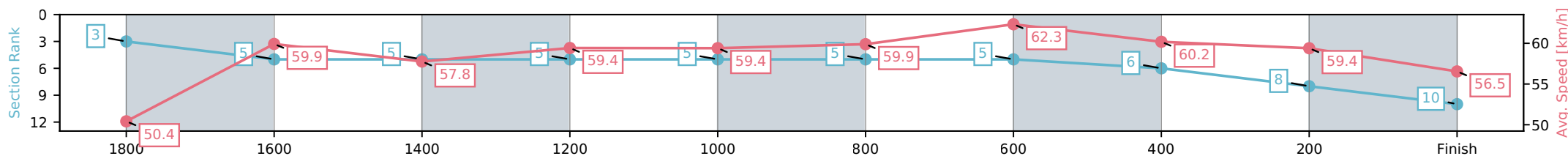
Gatton QLD --Professional-2026-06-27
 Race 8: 2026 LADBROKES GATTON CUP BENCHMARK 70
 Handicap - 2000m

27 June 2026 - 3:39PM



Track Rating: Good 4, Weather: Overcast, Rail Position: +1m
 750m-400m, True Remainder

Section	L2000	L1800	L1600	L1400	L1200	L1000	L800	L600	L400	L200
Section Times	2:04.42 (0:13.91)	1:50.51 [3] (0:12.20)	1:38.32 [5] (0:12.56)	1:25.76 [5] (0:12.12)	1:13.64 [5] (0:12.28)	1:01.36 [5] (0:12.11)	0:49.25 [5] (0:11.63)	0:37.62 [5] (0:12.38)	0:25.25 [6] (0:12.34)	0:12.91 [8] (0:12.91)
Average Speed [km/h]	50.4	59.9	57.8	59.4	59.4	59.9	62.3	60.2	59.4	56.5
Top Speed [km/h]	62.3	61.6	58.2	60.9	61.0	61.9	62.8	62.5	60.1	59.0
Avg. Dist. to Rail [m]	3.8	2.7	2.1	2.0	2.1	2.2	2.5	5.6	9.5	10.8
Avg. Stride Freq. [Hz]	2.2	2.2	2.1	2.1	2.2	2.2	2.3	2.2	2.3	2.2
Avg. Stride Length [m]	6.7	7.8	7.7	7.8	7.8	7.6	7.7	7.6	7.4	7.2



[] Ranking at each section and finish
 -:-:- No data available at this section
 NA No data available

Horse/Jockey Name	Samurai Warrior/Nozi Tomizawa
Finish Rank	11
Fastest Section Time (Section)	0:11.82 (1000-800)
Top Speed [km/h] (Section)	63.4 (800-600)
Race State	Finished



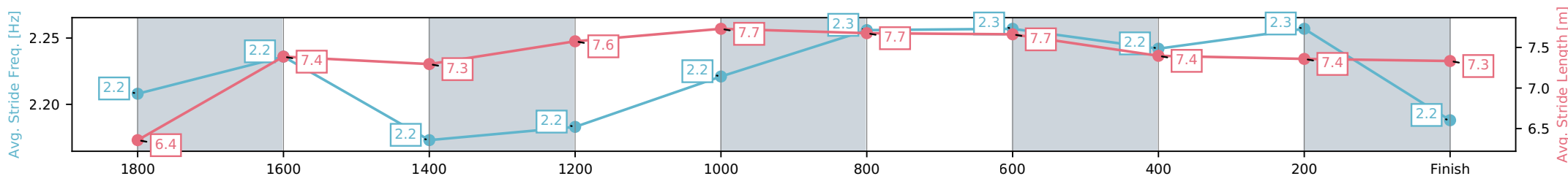
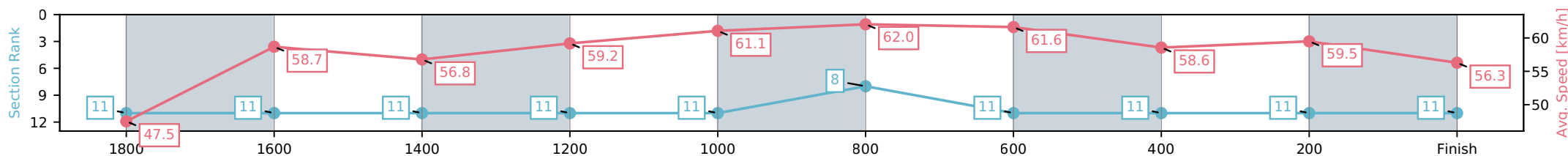
Gatton QLD --Professional-2026-06-27
 Race 8: 2026 LADBROKES GATTON CUP BENCHMARK 70
 Handicap - 2000m

27 June 2026 - 3:39PM



Track Rating: Good 4, Weather: Overcast, Rail Position: +1m
 750m-400m, True Remainder

Section	L2000	L1800	L1600	L1400	L1200	L1000	L800	L600	L400	L200
Section Times	2:04.68 (0:14.80)	1:49.88 [11] (0:12.37)	1:37.51 [11] (0:12.66)	1:24.86 [11] (0:12.15)	1:12.70 [11] (0:11.92)	1:00.78 [11] (0:11.82)	0:48.96 [8] (0:11.83)	0:37.13 [11] (0:12.44)	0:24.69 [11] (0:12.00)	0:12.69 [11] (0:12.69)
Average Speed [km/h]	47.5	58.7	56.8	59.2	61.1	62.0	61.6	58.6	59.5	56.3
Top Speed [km/h]	60.2	60.4	57.8	60.7	61.8	62.6	63.4	60.7	60.5	59.5
Avg. Dist. to Rail [m]	5.8	1.9	0.5	0.6	2.0	5.1	4.9	1.8	2.4	0.6
Avg. Stride Freq. [Hz]	2.2	2.2	2.2	2.2	2.2	2.3	2.3	2.2	2.3	2.2
Avg. Stride Length [m]	6.4	7.4	7.3	7.6	7.7	7.7	7.7	7.4	7.4	7.3



[] Ranking at each section and finish
 -:-:- No data available at this section
 NA No data available



Gatton QLD

Race 9: Falvey's Hotel Gatton - Gatton Cup Official After Party BENCHMARK 58 Handicap - 2000m

27 June 2026 - 4:27PM

Track Rating: Good 4, Weather: Overcast, Rail Position: +1m 750m-400m, True Remainder



LOCKYER VALLEY
- TURF CLUB -

Field Times (Race Tempo) 2:04.51 1:50.58 1:38.84 1:26.82 1:14.80 1:02.47 0:50.50 0:38.58
(0:13.93) (0:11.74) (0:12.03) (0:12.02) (0:12.33) (0:11.97) (0:11.92) (0:12.33)

Rank	TAB#	Horse	Overall Time	First 400m	Top Speed km/h (Section)	L2000	L1800	L1600	L1400	L1200	L1000	L800	L600
	(BAR#)	Jockey	Margin (DT-W)	Last 600m	Fastest Section (Time)	Start - 1800	1800 - 1600	1600 - 1400	1400 - 1200	1200 - 1000	1000 - 800	800 - 600	600 - 400
1	3	Alfa Dundee	2:04.51	0:27.28	64.6 (1000-800)	2:04.51	1:49.87 [9]	1:37.23 [9]	1:24.38 [10]	1:12.00 [10]	0:59.76 [9]	0:48.39 [6]	0:36.93 [6]
	(6)	Harrison Shaw		0:36.93	1000-800 (0:11.37)	(0:14.64)	(0:12.64)	(0:12.85)	(0:12.38)	(0:12.24)	(0:11.37)	(0:11.46)	(0:11.98)
2	4	Sunny Disposition	2:04.83	0:27.10	63.8 (800-600)	2:04.83	1:50.26 [7]	1:37.73 [8]	1:25.00 [8]	1:12.77 [8]	1:00.29 [8]	0:48.43 [9]	0:37.01 [7]
	(5)	Jess Emmerson	1.9L (-5)	0:37.02	800-600 (0:11.42)	(0:14.57)	(0:12.53)	(0:12.74)	(0:12.23)	(0:12.48)	(0:11.86)	(0:11.42)	(0:12.12)
3	8	Lord Protector	2:04.88	0:25.69	63.0 (1800-1600)	2:04.88	1:50.96 [1]	1:39.19 [2]	1:27.10 [2]	1:15.07 [2]	1:02.68 [2]	0:50.87 [1]	0:38.89 [2]
	(7)	Wayne O'Connell	2.2L (-3)	0:38.89	1800-1600 (0:11.77)	(0:13.92)	(0:11.77)	(0:12.08)	(0:12.03)	(0:12.39)	(0:11.81)	(0:11.98)	(0:12.67)
4	2	Don Stefano	2:05.48	0:26.85	62.8 (600-400)	2:05.48	1:50.86 [8]	1:38.63 [6]	1:25.80 [7]	1:13.49 [7]	1:00.99 [7]	0:49.11 [8]	0:37.55 [8]
	(4)	Jackson Morris	5.7L (-3)	0:37.54	800-600 (0:11.56)	(0:14.62)	(0:12.23)	(0:12.83)	(0:12.31)	(0:12.50)	(0:11.88)	(0:11.56)	(0:11.86)
5	10	Jorum	2:05.51	0:25.67	63.6 (1800-1600)	2:05.51	1:51.47 [2]	1:39.84 [1]	1:27.82 [1]	1:15.80 [1]	1:03.47 [1]	0:51.47 [2]	0:39.58 [1]
	(3)	Skye Bogenhuber	5.9L (+4)	0:39.58	1800-1600 (0:11.63)	(0:14.04)	(0:11.63)	(0:12.03)	(0:12.02)	(0:12.33)	(0:12.00)	(0:11.89)	(0:12.33)
6	7	Woodland Wonder	2:05.62	0:27.46	62.6 (800-600)	2:05.62	1:50.74 [10]	1:38.16 [10]	1:25.54 [9]	1:13.28 [9]	1:00.85 [10]	0:49.01 [10]	0:37.28 [10]
	(10)	Noriyuki Masuda	6.5L (-3)	0:37.27	800-600 (0:11.73)	(0:14.88)	(0:12.58)	(0:12.62)	(0:12.26)	(0:12.43)	(0:11.84)	(0:11.73)	(0:12.15)
7	5	Namara	2:05.87	0:26.33	62.9 (800-600)	2:05.87	1:51.74 [3]	1:39.54 [3]	1:26.93 [3]	1:14.61 [3]	1:01.88 [3]	0:49.92 [5]	0:38.46 [4]
	(1)	Sean Cormack	8.0L (+15)	0:38.46	800-600 (0:11.46)	(0:14.12)	(0:12.21)	(0:12.61)	(0:12.32)	(0:12.73)	(0:11.96)	(0:11.46)	(0:11.94)
8	11	Brave Boy	2:05.92	0:26.84	64.6 (800-600)	2:05.92	1:51.58 [5]	1:39.08 [5]	1:26.36 [6]	1:14.05 [6]	1:01.50 [6]	0:50.01 [4]	0:38.63 [3]
	(2)	Tahlia Fenlon	8.3L (+8)	0:38.63	800-600 (0:11.38)	(0:14.34)	(0:12.50)	(0:12.72)	(0:12.31)	(0:12.54)	(0:11.49)	(0:11.38)	(0:11.87)
9	6	More You Think	2:07.72	0:26.46	60.9 (1000-800)	2:07.72	1:53.57 [4]	1:41.26 [4]	1:28.64 [4]	1:16.26 [4]	1:03.68 [4]	0:51.55 [7]	0:39.55 [9]
	(9)	Nozi Tomizawa	18.9L (-5)	0:39.55	800-600 (0:12.01)	(0:14.15)	(0:12.31)	(0:12.62)	(0:12.37)	(0:12.58)	(0:12.13)	(0:12.01)	(0:12.48)
10	9	Trusty Bandit	2:07.84	0:26.93	64.5 (800-600)	2:07.84	1:53.46 [6]	1:40.91 [7]	1:28.31 [5]	1:16.03 [5]	1:03.55 [5]	0:52.06 [3]	0:40.41 [5]
	(8)	Stacey Callow	19.6L (+1)	0:40.40	1000-800 (0:11.48)	(0:14.38)	(0:12.55)	(0:12.61)	(0:12.28)	(0:12.48)	(0:11.48)	(0:11.66)	(0:12.59)

Scratched: Nondisclosure (#1)

Report Created: Sat 27 June 2026

(Note: Races are conducted over an approximate distance as close as possible to the advertised distance, and recorded data may vary accordingly. Official times refer to race times only and do not include handicap times.)

[] Position in running at each section and finish TAB# Saddle cloth number

Fastest split

-:-:- No data available at this section

BAR# Barrier/Gate Position

Fastest section

NA No data available

DNF Did not finish

DNT Did not track

DT-W Distance travelled compared to winner in metres

data processed by TRIPLES DATA



Gatton QLD

Race 9: Falvey's Hotel Gatton - Gatton Cup Official After Party BENCHMARK 58 Handicap - 2000m

27 June 2026 - 4:27PM

Track Rating: Good 4, Weather: Overcast, Rail Position: +1m 750m-400m, True Remainder



Field Times 0:26.25 0:13.15
(Race Tempo) (0:13.10) (0:13.15)

Rank	TAB#	Horse	Overall Time	First 400m	Top Speed km/h (Section)	L400	L200							
	(BAR#)	Jockey	Margin (DT-W)	Last 600m	Fastest Section (Time)	400 - 200	200 - Finish							
1	3	Alfa Dundee	2:04.51	0:27.28	64.6 (1000-800)	0:24.95 [5]	0:12.79 [3]							
	(6)	Harrison Shaw		0:36.93	1000-800 (0:11.37)	(0:12.16)	(0:12.79)							
2	4	Sunny Disposition	2:04.83	0:27.10	63.8 (800-600)	0:24.90 [7]	0:12.86 [6]							
	(5)	Jess Emmerson	1.9L (-5)	0:37.02	800-600 (0:11.42)	(0:12.04)	(0:12.86)							
3	8	Lord Protector	2:04.88	0:25.69	63.0 (1800-1600)	0:26.22 [2]	0:13.35 [2]							
	(7)	Wayne O'Connell	2.2L (-3)	0:38.89	1800-1600 (0:11.77)	(0:12.87)	(0:13.35)							
4	2	Don Stefano	2:05.48	0:26.85	62.8 (600-400)	0:25.68 [6]	0:13.37 [7]							
	(4)	Jackson Morris	5.7L (-3)	0:37.54	800-600 (0:11.56)	(0:12.31)	(0:13.37)							
5	10	Jorum	2:05.51	0:25.67	63.6 (1800-1600)	0:27.25 [1]	0:14.15 [1]							
	(3)	Skye Bogenhuber	5.9L (+4)	0:39.58	1800-1600 (0:11.63)	(0:13.10)	(0:14.15)							
6	7	Woodland Wonder	2:05.62	0:27.46	62.6 (800-600)	0:25.13 [9]	0:12.80 [8]							
	(10)	Noriyuki Masuda	6.5L (-3)	0:37.27	800-600 (0:11.73)	(0:12.32)	(0:12.80)							
7	5	Namara	2:05.87	0:26.33	62.9 (800-600)	0:26.52 [4]	0:13.96 [5]							
	(1)	Sean Cormack	8.0L (+15)	0:38.46	800-600 (0:11.46)	(0:12.56)	(0:13.96)							
8	11	Brave Boy	2:05.92	0:26.84	64.6 (800-600)	0:26.76 [3]	0:14.18 [4]							
	(2)	Tahlia Fenlon	8.3L (+8)	0:38.63	800-600 (0:11.38)	(0:12.58)	(0:14.18)							
9	6	More You Think	2:07.72	0:26.46	60.9 (1000-800)	0:27.07 [10]	0:13.92 [10]							
	(9)	Nozi Tomizawa	18.9L (-5)	0:39.55	800-600 (0:12.01)	(0:13.15)	(0:13.92)							
10	9	Trusty Bandit	2:07.84	0:26.93	64.5 (800-600)	0:27.81 [8]	0:14.47 [9]							
	(8)	Stacey Callow	19.6L (+1)	0:40.40	1000-800 (0:11.48)	(0:13.34)	(0:14.47)							

Scratched: Nondisclosure (#1)

Report Created: Sat 27 June 2026

(Note: Races are conducted over an approximate distance as close as possible to the advertised distance, and recorded data may vary accordingly. Official times refer to race times only and do not include handicap times.)

[] Position in running at each section and finish TAB# Saddle cloth number
 -:-:- No data available at this section BAR# Barrier/Gate Position
 NA No data available DNF Did not finish
 DNT Did not track DT-W Distance travelled compared to winner in metres

Fastest split
 Fastest section

data processed by TRIPLES DATA

Horse/Jockey Name	Alfa Dundee/Harrison Shaw
Finish Rank	1
Fastest Section Time (Section)	0:11.37 (1000-800)
Top Speed [km/h] (Section)	64.6 (1000-800)
Race State	Finished



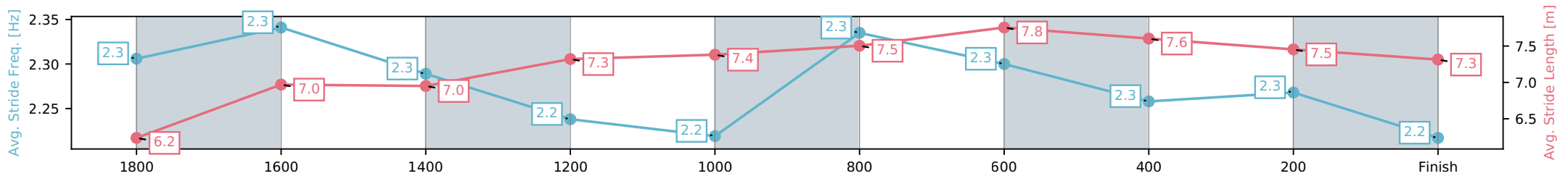
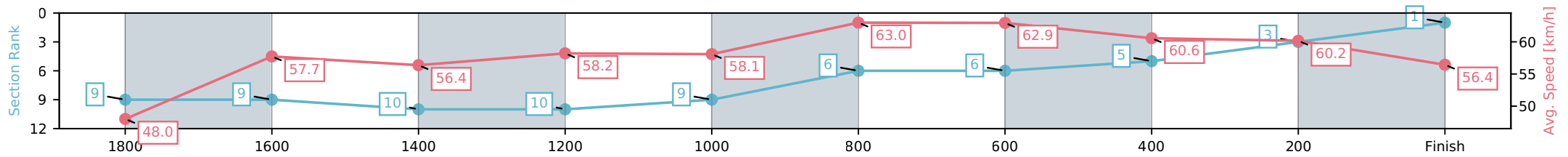
Gatton QLD --Professional-2026-06-27
 Race 9: Falvey's Hotel Gatton - Gatton Cup Official After Party
 BENCHMARK 58 Handicap - 2000m



27 June 2026 - 4:27PM

Track Rating: Good 4, Weather: Overcast, Rail Position: +1m
 750m-400m, True Remainder

Section	L2000	L1800	L1600	L1400	L1200	L1000	L800	L600	L400	L200
Section Times	2:04.51 (0:14.64)	1:49.87 [9] (0:12.64)	1:37.23 [9] (0:12.85)	1:24.38 [10] (0:12.38)	1:12.00 [10] (0:12.24)	0:59.76 [9] (0:11.37)	0:48.39 [6] (0:11.46)	0:36.93 [6] (0:11.98)	0:24.95 [5] (0:12.16)	0:12.79 [3] (0:12.79)
Average Speed [km/h]	48.0	57.7	56.4	58.2	58.1	63.0	62.9	60.6	60.2	56.4
Top Speed [km/h]	57.6	59.0	57.9	58.9	59.8	64.6	64.6	61.8	60.7	59.3
Avg. Dist. to Rail [m]	5.0	2.5	1.1	1.5	2.5	1.3	0.4	1.5	8.9	11.5
Avg. Stride Freq. [Hz]	2.3	2.3	2.3	2.2	2.2	2.3	2.3	2.3	2.3	2.2
Avg. Stride Length [m]	6.2	7.0	7.0	7.3	7.4	7.5	7.8	7.6	7.5	7.3



[] Ranking at each section and finish
 -:-:- No data available at this section
 NA No data available

Horse/Jockey Name	Sunny Disposition/Jess Emmerson
Finish Rank	2
Fastest Section Time (Section)	0:11.42 (800-600)
Top Speed [km/h] (Section)	63.8 (800-600)
Race State	Finished



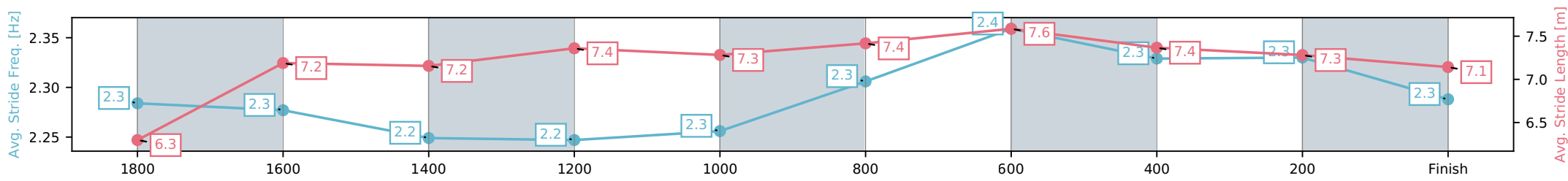
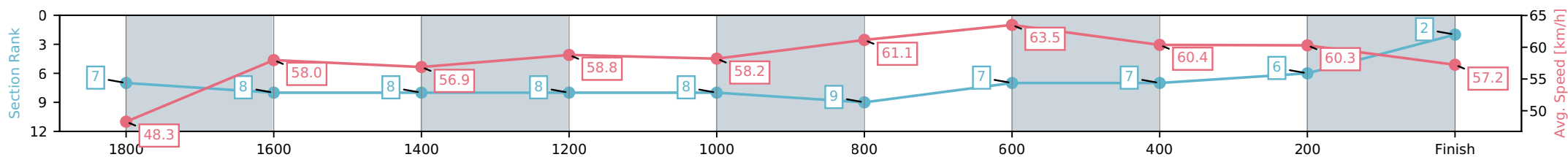
Gatton QLD --Professional-2026-06-27
 Race 9: Falvey's Hotel Gatton - Gatton Cup Official After Party
 BENCHMARK 58 Handicap - 2000m



27 June 2026 - 4:27PM

Track Rating: Good 4, Weather: Overcast, Rail Position: +1m
 750m-400m, True Remainder

Section	L2000	L1800	L1600	L1400	L1200	L1000	L800	L600	L400	L200
Section Times	2:04.83 (0:14.57)	1:50.26 [7] (0:12.53)	1:37.73 [8] (0:12.74)	1:25.00 [8] (0:12.23)	1:12.77 [8] (0:12.48)	1:00.29 [8] (0:11.86)	0:48.43 [9] (0:11.42)	0:37.01 [7] (0:12.12)	0:24.90 [7] (0:12.04)	0:12.86 [6] (0:12.86)
Average Speed [km/h]	48.3	58.0	56.9	58.8	58.2	61.1	63.5	60.4	60.3	57.2
Top Speed [km/h]	58.8	59.3	58.5	59.5	59.7	63.6	63.8	62.8	61.2	60.2
Avg. Dist. to Rail [m]	4.3	2.0	1.3	1.5	1.4	2.2	2.8	2.7	5.3	8.1
Avg. Stride Freq. [Hz]	2.3	2.3	2.2	2.2	2.3	2.3	2.4	2.3	2.3	2.3
Avg. Stride Length [m]	6.3	7.2	7.2	7.4	7.3	7.4	7.6	7.4	7.3	7.1



[] Ranking at each section and finish
 -:-:- No data available at this section
 NA No data available

Horse/Jockey Name	Lord Protector/Wayne O'Connell
Finish Rank	3
Fastest Section Time (Section)	0:11.77 (1800-1600)
Top Speed [km/h] (Section)	63.0 (1800-1600)
Race State	Finished



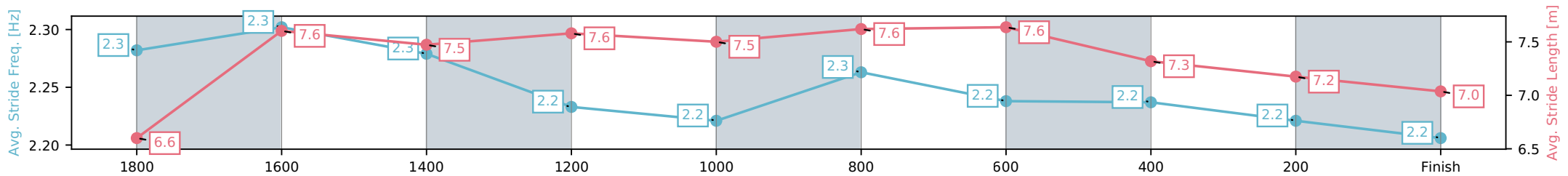
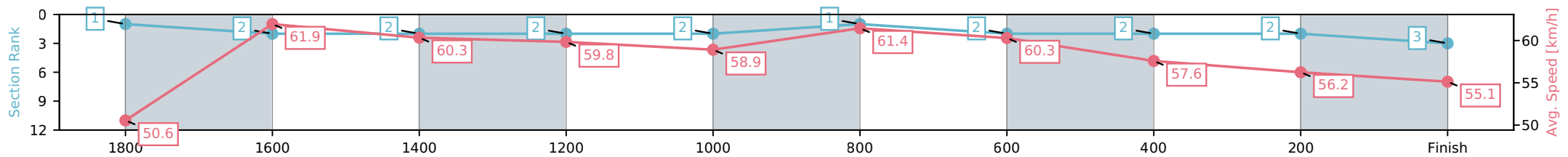
Gatton QLD --Professional-2026-06-27
 Race 9: Falvey's Hotel Gatton - Gatton Cup Official After Party
 BENCHMARK 58 Handicap - 2000m



27 June 2026 - 4:27PM

Track Rating: Good 4, Weather: Overcast, Rail Position: +1m
 750m-400m, True Remainder

Section	L2000	L1800	L1600	L1400	L1200	L1000	L800	L600	L400	L200
Section Times	2:04.88 (0:13.92)	1:50.96 [1] (0:11.77)	1:39.19 [2] (0:12.08)	1:27.10 [2] (0:12.03)	1:15.07 [2] (0:12.39)	1:02.68 [2] (0:11.81)	0:50.87 [1] (0:11.98)	0:38.89 [2] (0:12.67)	0:26.22 [2] (0:12.87)	0:13.35 [2] (0:13.35)
Average Speed [km/h]	50.6	61.9	60.3	59.8	58.9	61.4	60.3	57.6	56.2	55.1
Top Speed [km/h]	62.8	63.0	61.7	60.5	60.0	62.0	61.3	59.3	57.4	56.4
Avg. Dist. to Rail [m]	5.7	2.6	2.3	2.3	2.2	2.3	2.1	2.0	4.3	5.5
Avg. Stride Freq. [Hz]	2.3	2.3	2.3	2.2	2.2	2.3	2.2	2.2	2.2	2.2
Avg. Stride Length [m]	6.6	7.6	7.5	7.6	7.5	7.6	7.6	7.3	7.2	7.0



[] Ranking at each section and finish
 -:-:- No data available at this section
 NA No data available

Horse/Jockey Name	Don Stefano/Jackson Morris
Finish Rank	4
Fastest Section Time (Section)	0:11.56 (800-600)
Top Speed [km/h] (Section)	62.8 (600-400)
Race State	Finished



Gatton QLD --Professional-2026-06-27

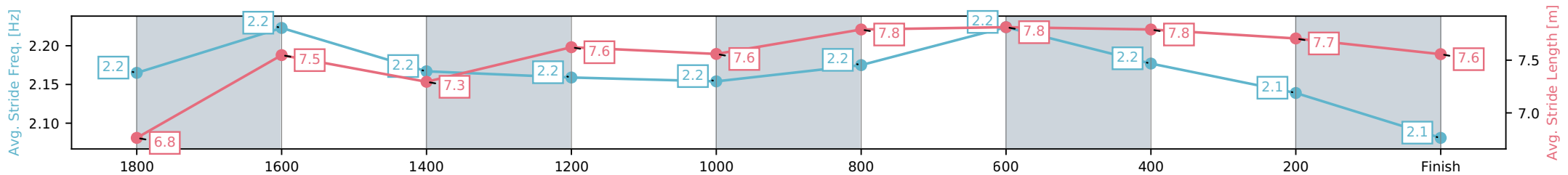
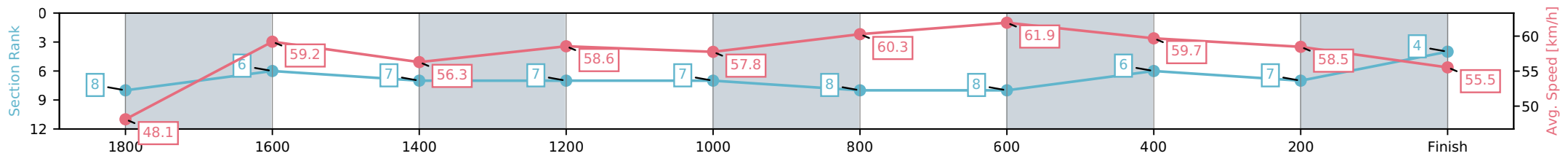
Race 9: Falvey's Hotel Gatton - Gatton Cup Official After Party
BENCHMARK 58 Handicap - 2000m



27 June 2026 - 4:27PM

Track Rating: Good 4, Weather: Overcast, Rail Position: +1m
750m-400m, True Remainder

Section	L2000	L1800	L1600	L1400	L1200	L1000	L800	L600	L400	L200
Section Times	2:05.48 (0:14.62)	1:50.86 [8] (0:12.23)	1:38.63 [6] (0:12.83)	1:25.80 [7] (0:12.31)	1:13.49 [7] (0:12.50)	1:00.99 [7] (0:11.88)	0:49.11 [8] (0:11.56)	0:37.55 [8] (0:11.86)	0:25.68 [6] (0:12.31)	0:13.37 [7] (0:13.37)
Average Speed [km/h]	48.1	59.2	56.3	58.6	57.8	60.3	61.9	59.7	58.5	55.5
Top Speed [km/h]	59.7	60.5	58.3	59.3	59.5	61.1	62.7	62.8	60.1	57.6
Avg. Dist. to Rail [m]	2.7	1.1	1.2	1.2	0.5	1.0	2.1	2.6	1.2	5.2
Avg. Stride Freq. [Hz]	2.2	2.2	2.2	2.2	2.2	2.2	2.2	2.2	2.1	2.1
Avg. Stride Length [m]	6.8	7.5	7.3	7.6	7.6	7.8	7.8	7.8	7.7	7.6



[] Ranking at each section and finish
 -:-:- No data available at this section
 NA No data available

Horse/Jockey Name	Jorum/Skye Bogenhuber
Finish Rank	5
Fastest Section Time (Section)	0:11.63 (1800-1600)
Top Speed [km/h] (Section)	63.6 (1800-1600)
Race State	Finished



Gatton QLD --Professional-2026-06-27

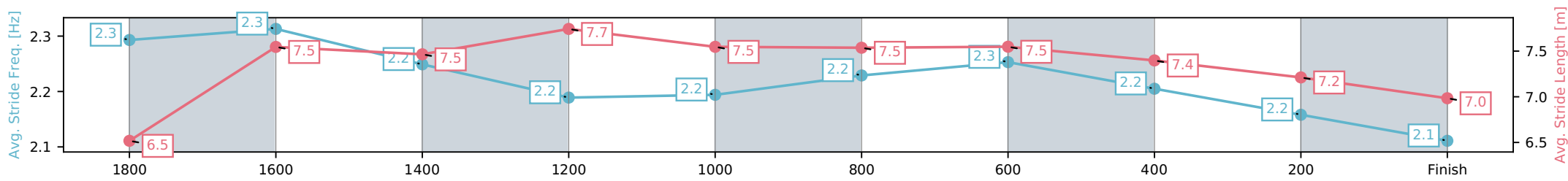
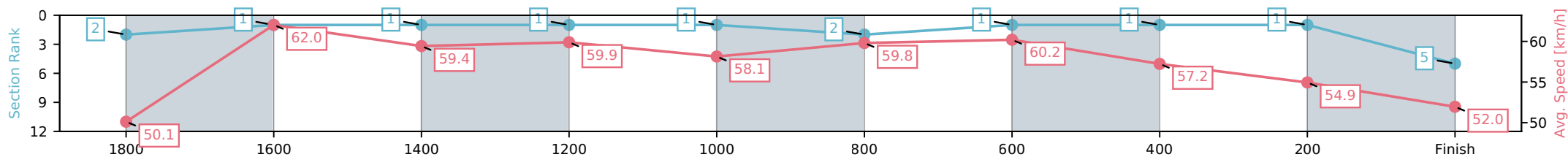
Race 9: Falvey's Hotel Gatton - Gatton Cup Official After Party
BENCHMARK 58 Handicap - 2000m



27 June 2026 - 4:27PM

Track Rating: Good 4, Weather: Overcast, Rail Position: +1m
750m-400m, True Remainder

Section	L2000	L1800	L1600	L1400	L1200	L1000	L800	L600	L400	L200
Section Times	2:05.51 (0:14.04)	1:51.47 [2] (0:11.63)	1:39.84 [1] (0:12.03)	1:27.82 [1] (0:12.02)	1:15.80 [1] (0:12.33)	1:03.47 [1] (0:12.00)	0:51.47 [2] (0:11.89)	0:39.58 [1] (0:12.33)	0:27.25 [1] (0:13.10)	0:14.15 [1] (0:14.15)
Average Speed [km/h]	50.1	62.0	59.4	59.9	58.1	59.8	60.2	57.2	54.9	52.0
Top Speed [km/h]	59.7	63.6	60.3	60.4	59.7	60.6	61.5	59.6	56.2	53.9
Avg. Dist. to Rail [m]	3.2	0.9	1.4	1.3	0.9	0.7	1.6	3.0	1.0	2.5
Avg. Stride Freq. [Hz]	2.3	2.3	2.2	2.2	2.2	2.2	2.3	2.2	2.2	2.1
Avg. Stride Length [m]	6.5	7.5	7.5	7.7	7.5	7.5	7.5	7.4	7.2	7.0



[] Ranking at each section and finish
 -:-:- No data available at this section
 NA No data available

Horse/Jockey Name	Woodland Wonder/Noriyuki Masuda
Finish Rank	6
Fastest Section Time (Section)	0:11.73 (800-600)
Top Speed [km/h] (Section)	62.6 (800-600)
Race State	Finished



Gatton QLD --Professional-2026-06-27

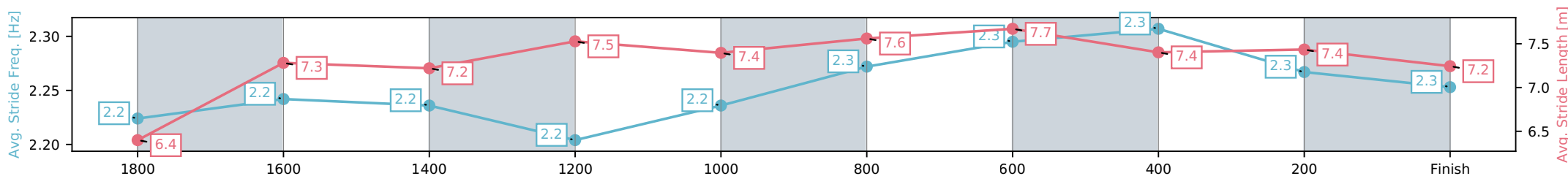
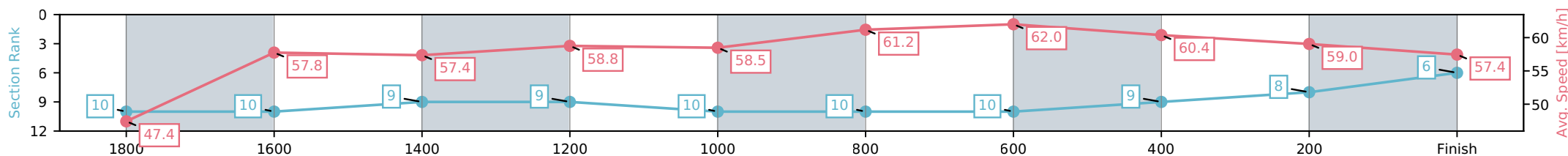
Race 9: Falvey's Hotel Gatton - Gatton Cup Official After Party
BENCHMARK 58 Handicap - 2000m



27 June 2026 - 4:27PM

Track Rating: Good 4, Weather: Overcast, Rail Position: +1m
750m-400m, True Remainder

Section	L2000	L1800	L1600	L1400	L1200	L1000	L800	L600	L400	L200
Section Times	2:05.62 (0:14.88)	1:50.74 [10] (0:12.58)	1:38.16 [10] (0:12.62)	1:25.54 [9] (0:12.26)	1:13.28 [9] (0:12.43)	1:00.85 [10] (0:11.84)	0:49.01 [10] (0:11.73)	0:37.28 [10] (0:12.15)	0:25.13 [9] (0:12.32)	0:12.80 [8] (0:12.80)
Average Speed [km/h]	47.4	57.8	57.4	58.8	58.5	61.2	62.0	60.4	59.0	57.4
Top Speed [km/h]	57.9	58.7	58.3	59.8	59.6	62.2	62.6	61.5	59.9	59.2
Avg. Dist. to Rail [m]	6.7	1.9	1.6	1.7	1.7	2.0	3.0	3.2	6.5	10.2
Avg. Stride Freq. [Hz]	2.2	2.2	2.2	2.2	2.2	2.3	2.3	2.3	2.3	2.3
Avg. Stride Length [m]	6.4	7.3	7.2	7.5	7.4	7.6	7.7	7.4	7.4	7.2



[] Ranking at each section and finish
 -:-:- No data available at this section
 NA No data available

Horse/Jockey Name	Namara/Sean Cormack
Finish Rank	7
Fastest Section Time (Section)	0:11.46 (800-600)
Top Speed [km/h] (Section)	62.9 (800-600)
Race State	Finished



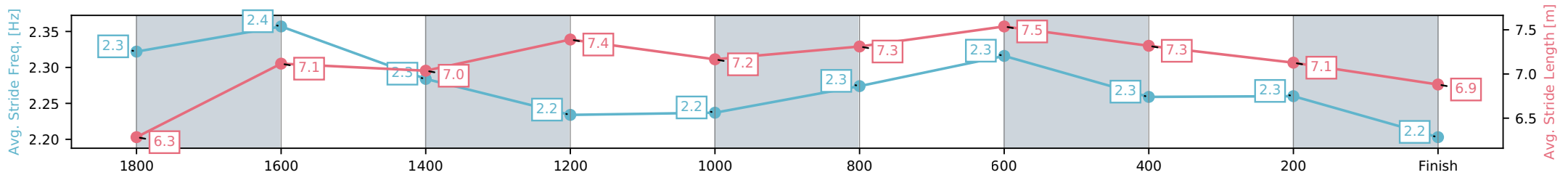
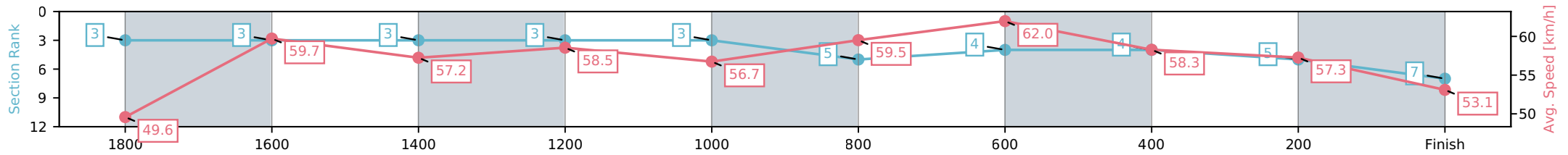
Gatton QLD --Professional-2026-06-27
 Race 9: Falvey's Hotel Gatton - Gatton Cup Official After Party
 BENCHMARK 58 Handicap - 2000m



27 June 2026 - 4:27PM

Track Rating: Good 4, Weather: Overcast, Rail Position: +1m
 750m-400m, True Remainder

Section	L2000	L1800	L1600	L1400	L1200	L1000	L800	L600	L400	L200
Section Times	2:05.87 (0:14.12)	1:51.74 [3] (0:12.21)	1:39.54 [3] (0:12.61)	1:26.93 [3] (0:12.32)	1:14.61 [3] (0:12.73)	1:01.88 [3] (0:11.96)	0:49.92 [5] (0:11.46)	0:38.46 [4] (0:11.94)	0:26.52 [4] (0:12.56)	0:13.96 [5] (0:13.96)
Average Speed [km/h]	49.6	59.7	57.2	58.5	56.7	59.5	62.0	58.3	57.3	53.1
Top Speed [km/h]	59.8	60.6	58.3	58.9	58.9	62.3	62.9	61.4	58.5	55.7
Avg. Dist. to Rail [m]	1.9	1.8	1.0	0.9	0.6	2.2	4.8	5.3	1.2	4.1
Avg. Stride Freq. [Hz]	2.3	2.4	2.3	2.2	2.2	2.3	2.3	2.3	2.3	2.2
Avg. Stride Length [m]	6.3	7.1	7.0	7.4	7.2	7.3	7.5	7.3	7.1	6.9



[] Ranking at each section and finish
 -:-:- No data available at this section
 NA No data available

Horse/Jockey Name	Brave Boy/Tahlia Fenlon
Finish Rank	8
Fastest Section Time (Section)	0:11.38 (800-600)
Top Speed [km/h] (Section)	64.6 (800-600)
Race State	Finished



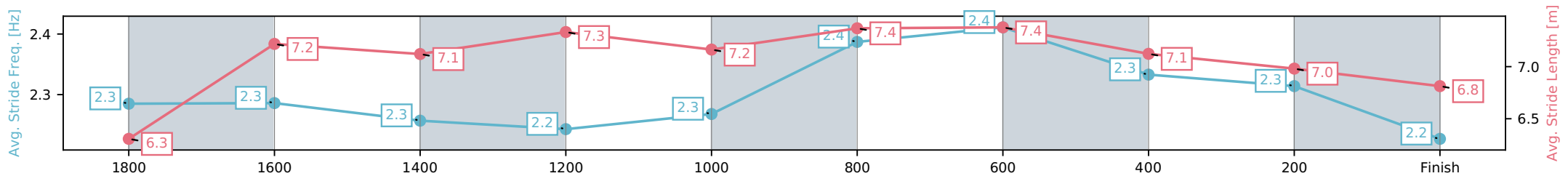
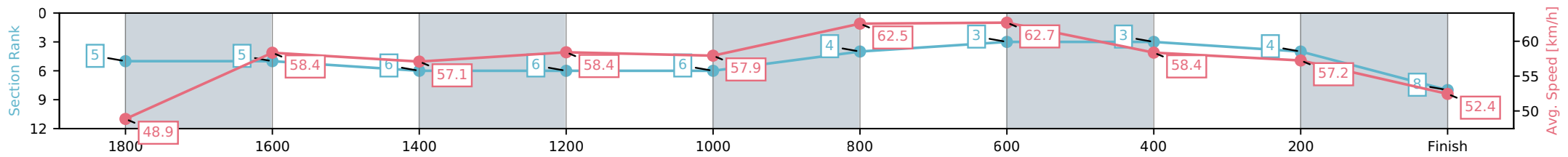
Gatton QLD --Professional-2026-06-27
 Race 9: Falvey's Hotel Gatton - Gatton Cup Official After Party
 BENCHMARK 58 Handicap - 2000m



27 June 2026 - 4:27PM

Track Rating: Good 4, Weather: Overcast, Rail Position: +1m
 750m-400m, True Remainder

Section	L2000	L1800	L1600	L1400	L1200	L1000	L800	L600	L400	L200
Section Times	2:05.92 (0:14.34)	1:51.58 [5] (0:12.50)	1:39.08 [5] (0:12.72)	1:26.36 [6] (0:12.31)	1:14.05 [6] (0:12.54)	1:01.50 [6] (0:11.49)	0:50.01 [4] (0:11.38)	0:38.63 [3] (0:11.87)	0:26.76 [3] (0:12.58)	0:14.18 [4] (0:14.18)
Average Speed [km/h]	48.9	58.4	57.1	58.4	57.9	62.5	62.7	58.4	57.2	52.4
Top Speed [km/h]	59.1	59.1	58.4	59.4	60.4	63.5	64.6	60.5	57.9	57.2
Avg. Dist. to Rail [m]	3.0	2.1	2.1	2.2	1.4	1.4	3.4	5.5	1.5	6.1
Avg. Stride Freq. [Hz]	2.3	2.3	2.3	2.2	2.3	2.4	2.4	2.3	2.3	2.2
Avg. Stride Length [m]	6.3	7.2	7.1	7.3	7.2	7.4	7.4	7.1	7.0	6.8



[] Ranking at each section and finish
 -:-:- No data available at this section
 NA No data available

Horse/Jockey Name	More You Think/Nozi Tomizawa
Finish Rank	9
Fastest Section Time (Section)	0:12.01 (800-600)
Top Speed [km/h] (Section)	60.9 (1000-800)
Race State	Finished



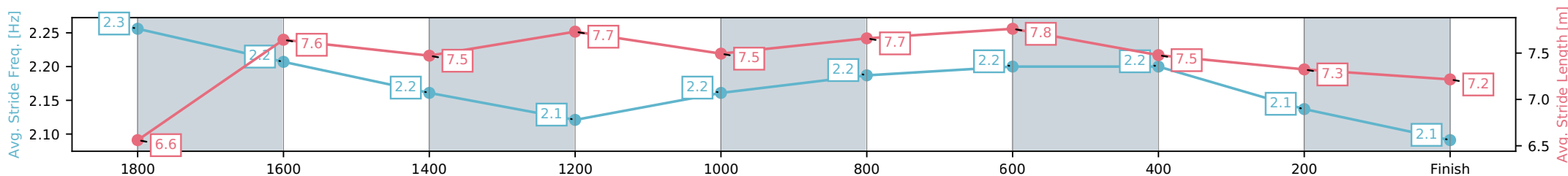
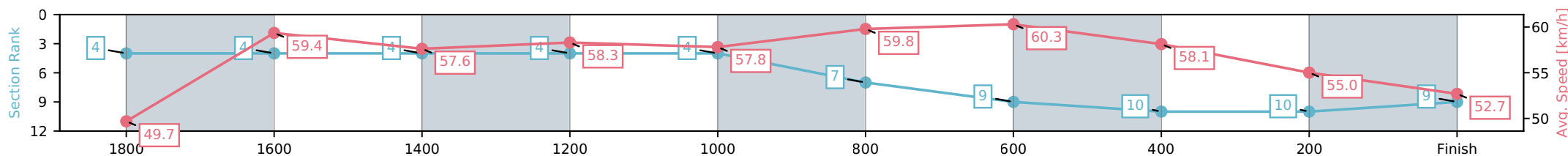
Gatton QLD --Professional-2026-06-27
 Race 9: Falvey's Hotel Gatton - Gatton Cup Official After Party
 BENCHMARK 58 Handicap - 2000m



27 June 2026 - 4:27PM

Track Rating: Good 4, Weather: Overcast, Rail Position: +1m
 750m-400m, True Remainder

Section	L2000	L1800	L1600	L1400	L1200	L1000	L800	L600	L400	L200
Section Times	2:07.72 (0:14.15)	1:53.57 [4] (0:12.31)	1:41.26 [4] (0:12.62)	1:28.64 [4] (0:12.37)	1:16.26 [4] (0:12.58)	1:03.68 [4] (0:12.13)	0:51.55 [7] (0:12.01)	0:39.55 [9] (0:12.48)	0:27.07 [10] (0:13.15)	0:13.92 [10] (0:13.92)
Average Speed [km/h]	49.7	59.4	57.6	58.3	57.8	59.8	60.3	58.1	55.0	52.7
Top Speed [km/h]	60.7	60.7	58.3	58.8	59.0	60.9	60.9	58.8	57.3	54.6
Avg. Dist. to Rail [m]	6.4	2.9	2.1	2.0	2.0	2.1	2.1	1.5	2.2	2.2
Avg. Stride Freq. [Hz]	2.3	2.2	2.2	2.1	2.2	2.2	2.2	2.2	2.1	2.1
Avg. Stride Length [m]	6.6	7.6	7.5	7.7	7.5	7.7	7.8	7.5	7.3	7.2



[] Ranking at each section and finish
 -:-:- No data available at this section
 NA No data available

Horse/Jockey Name	Trusty Bandit/Stacey Callow
Finish Rank	10
Fastest Section Time (Section)	0:11.48 (1000-800)
Top Speed [km/h] (Section)	64.5 (800-600)
Race State	Finished



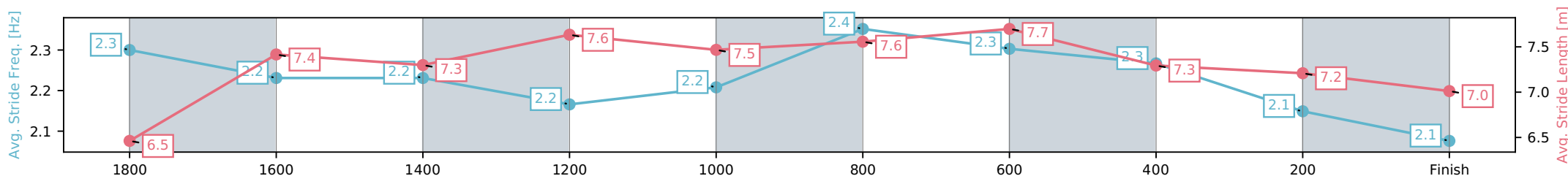
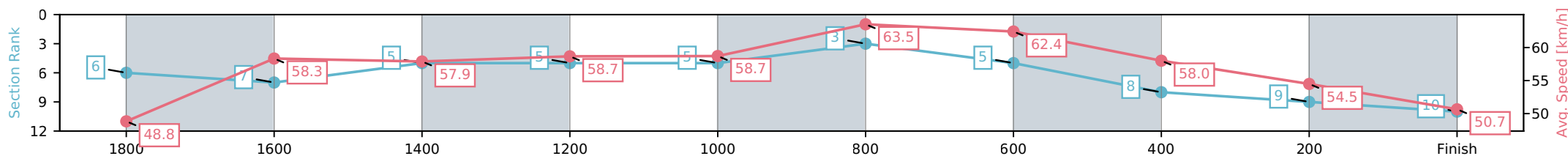
Gatton QLD --Professional-2026-06-27
 Race 9: Falvey's Hotel Gatton - Gatton Cup Official After Party
 BENCHMARK 58 Handicap - 2000m



27 June 2026 - 4:27PM

Track Rating: Good 4, Weather: Overcast, Rail Position: +1m
 750m-400m, True Remainder

Section	L2000	L1800	L1600	L1400	L1200	L1000	L800	L600	L400	L200
Section Times	2:07.84 (0:14.38)	1:53.46 [6] (0:12.55)	1:40.91 [7] (0:12.61)	1:28.31 [5] (0:12.28)	1:16.03 [5] (0:12.48)	1:03.55 [5] (0:11.48)	0:52.06 [3] (0:11.66)	0:40.41 [5] (0:12.59)	0:27.81 [8] (0:13.34)	0:14.47 [9] (0:14.47)
Average Speed [km/h]	48.8	58.3	57.9	58.7	58.7	63.5	62.4	58.0	54.5	50.7
Top Speed [km/h]	59.4	59.5	59.2	59.3	61.2	64.3	64.5	60.1	56.9	53.0
Avg. Dist. to Rail [m]	6.9	3.2	2.8	2.4	2.9	4.3	3.8	2.8	4.7	7.0
Avg. Stride Freq. [Hz]	2.3	2.2	2.2	2.2	2.2	2.4	2.3	2.3	2.1	2.1
Avg. Stride Length [m]	6.5	7.4	7.3	7.6	7.5	7.6	7.7	7.3	7.2	7.0



- [] Ranking at each section and finish
- :-:- No data available at this section
- NA No data available