



**Townsville QLD**  
**Race 1: The Ville QTIS Two-Years-Old Maiden Handicap - 1200m**  
 28 June 2026 - 12:26PM



Track Rating: Soft 5, Weather: Overcast, Rail Position: +4m 1000m-W/Post, +2m Remainder

Field Times (Race Tempo)      1:11.39    0:56.90    0:45.86    0:34.90    0:23.75    0:12.30  
 (0:14.49)    (0:11.03)    (0:10.96)    (0:11.15)    (0:11.44)    (0:12.30)

Rank	TAB#	Horse	Overall Time	First 400m	Top Speed km/h (Section)	L1200	L1000	L800	L600	L400	L200		
	(BAR#)	Jockey	Margin (DT-W)	Last 600m	Fastest Section (Time)	Start - 1000	1000 - 800	800 - 600	600 - 400	400 - 200	200 - Finish		
1	3	Heart Of Vienna	1:11.39	0:25.65	68.1 (800-600)	1:11.39	0:56.69 [3]	0:45.74 [3]	0:34.79 [3]	0:23.66 [2]	0:12.30 [1]		
	(1)	Ben Kennedy		0:34.78	1000-800 (0:10.95)	(0:14.70)	(0:10.95)	(0:10.96)	(0:11.12)	(0:11.36)	(0:12.30)		
2	2	Monday Close	1:11.44	0:25.53	67.0 (1000-800)	1:11.44	0:56.94 [1]	0:45.91 [1]	0:34.95 [1]	0:23.80 [1]	0:12.19 [2]		
	(2)	Aidan Holt	0.3L (-2)	0:34.95	800-600 (0:10.96)	(0:14.50)	(0:11.03)	(0:10.96)	(0:11.15)	(0:11.61)	(0:12.19)		
3	4	Sailing Solo	1:11.85	0:25.58	67.4 (800-600)	1:11.85	0:57.24 [2]	0:46.27 [2]	0:35.31 [2]	0:23.83 [3]	0:12.26 [3]		
	(3)	Fiona Sandkuhl	2.7L (+0)	0:35.32	800-600 (0:10.96)	(0:14.61)	(0:10.97)	(0:10.96)	(0:11.48)	(0:11.58)	(0:12.26)		
4	1	Charming Seahorse	1:12.01	0:25.85	67.3 (800-600)	1:12.01	0:57.22 [4]	0:46.17 [4]	0:35.25 [4]	0:23.91 [4]	0:12.38 [4]		
	(6)	Nikki Olzard	3.7L (-1)	0:35.25	800-600 (0:10.92)	(0:14.79)	(0:11.06)	(0:10.92)	(0:11.34)	(0:11.53)	(0:12.38)		
5	6	Ostuni	1:12.20	0:26.11	67.7 (1000-800)	1:12.20	0:57.10 [5]	0:46.08 [6]	0:35.05 [6]	0:23.80 [5]	0:12.31 [5]		
	(4)	Chelsea Jokic	4.8L (-1)	0:35.05	1000-800 (0:11.01)	(0:15.10)	(0:11.01)	(0:11.04)	(0:11.25)	(0:11.49)	(0:12.31)		
6	5	Noble Legacy	1:12.54	0:26.08	68.5 (1200 - 1000)	1:12.54	0:57.30 [6]	0:46.46 [5]	0:35.53 [5]	0:23.82 [6]	0:11.96 [6]		
	(5)	Nathan Thomas	6.8L (+5)	0:35.53	1000-800 (0:10.84)	(0:15.24)	(0:10.84)	(0:10.93)	(0:11.71)	(0:11.86)	(0:11.96)		

Scratched: Cryptic Mistress (#7)

Report Created: Sun 28 June 2026

(Note: Races are conducted over an approximate distance as close as possible to the advertised distance, and recorded data may vary accordingly. Official times refer to race times only and do not include handicap times.)

[ ] Position in running at each section and finish    TAB# Saddle cloth number  
 -:-:- No data available at this section    BAR# Barrier/Gate Position  
 NA No data available    DNF Did not finish  
 DNT Did not track    DT-W Distance travelled compared to winner in metres

Fastest split  
 Fastest section

data processed by **TRIPLESDATA**

Horse/Jockey Name	Heart Of Vienna/Ben Kennedy
Finish Rank	1
Fastest Section Time (Section)	0:10.95 (1000-800)
Top Speed [km/h] (Section)	68.1 (800-600)
Race State	Finished



Townsville QLD --Professional-2026-06-28

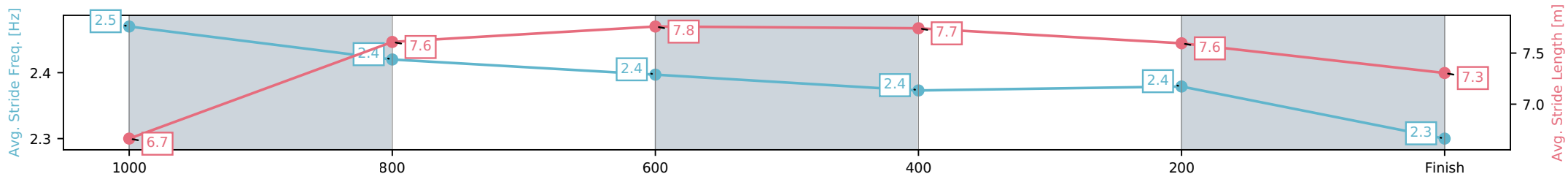
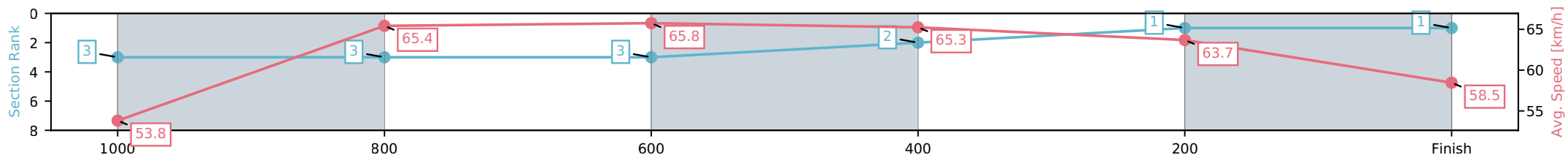
Race 1: The Ville QTIS Two-Years-Old Maiden Handicap - 1200m

28 June 2026 - 12:26PM

Track Rating: Soft 5, Weather: Overcast, Rail Position: +4m 1000m-W/  
Post, +2m Remainder



Section	L1200	L1000	L800	L600	L400	L200
Section Times	1:11.39 (0:14.70)	0:56.69 [3] (0:10.95)	0:45.74 [3] (0:10.96)	0:34.79 [3] (0:11.12)	0:23.66 [2] (0:11.36)	0:12.30 [1] (0:12.30)
Average Speed [km/h]	53.8	65.4	65.8	65.3	63.7	58.5
Top Speed [km/h]	66.5	67.1	68.1	66.3	65.1	61.8
Avg. Dist. to Rail [m]	3.8	1.1	0.4	1.4	2.9	2.0
Avg. Stride Freq. [Hz]	2.5	2.4	2.4	2.4	2.4	2.3
Avg. Stride Length [m]	6.7	7.6	7.8	7.7	7.6	7.3



- [ ] Ranking at each section and finish
- :-:- No data available at this section
- NA No data available

Horse/Jockey Name	Monday Close/Aidan Holt
Finish Rank	2
Fastest Section Time (Section)	0:10.96 (800-600)
Top Speed [km/h] (Section)	67.0 (1000-800)
Race State	Finished



Townsville QLD --Professional-2026-06-28

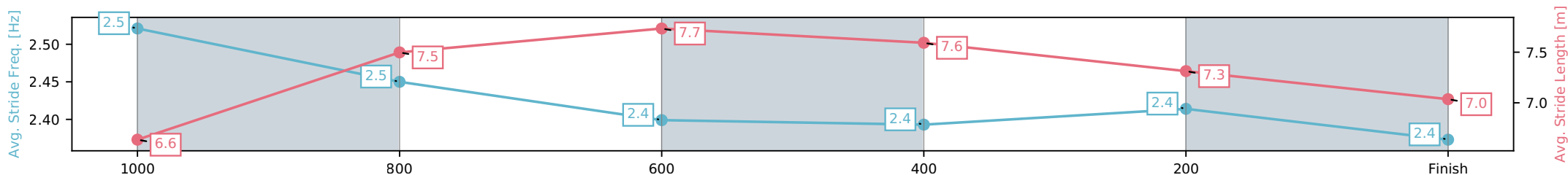
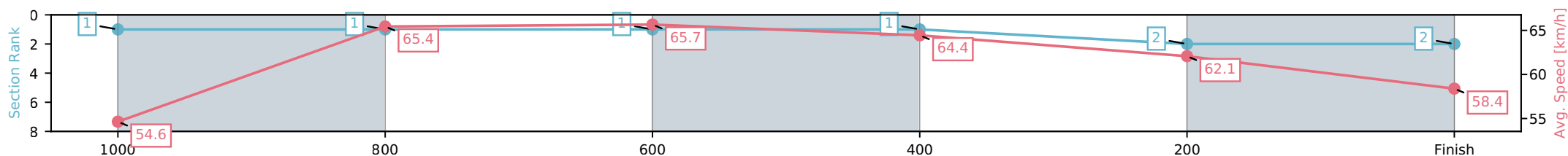
Race 1: The Ville QTIS Two-Years-Old Maiden Handicap - 1200m

28 June 2026 - 12:26PM

Track Rating: Soft 5, Weather: Overcast, Rail Position: +4m 1000m-W/ Post, +2m Remainder



Section	L1200	L1000	L800	L600	L400	L200
Section Times	1:11.44 (0:14.50)	0:56.94 [1] (0:11.03)	0:45.91 [1] (0:10.96)	0:34.95 [1] (0:11.15)	0:23.80 [1] (0:11.61)	0:12.19 [2] (0:12.19)
Average Speed [km/h]	54.6	65.4	65.7	64.4	62.1	58.4
Top Speed [km/h]	66.1	67.0	66.7	65.9	62.9	61.7
Avg. Dist. to Rail [m]	4.5	1.0	0.3	0.2	0.3	0.8
Avg. Stride Freq. [Hz]	2.5	2.5	2.4	2.4	2.4	2.4
Avg. Stride Length [m]	6.6	7.5	7.7	7.6	7.3	7.0



- [ ] Ranking at each section and finish
- :-:- No data available at this section
- NA No data available

Horse/Jockey Name	Sailing Solo/Fiona Sandkuhl
Finish Rank	3
Fastest Section Time (Section)	0:10.96 (800-600)
Top Speed [km/h] (Section)	67.4 (800-600)
Race State	Finished



Townsville QLD --Professional-2026-06-28

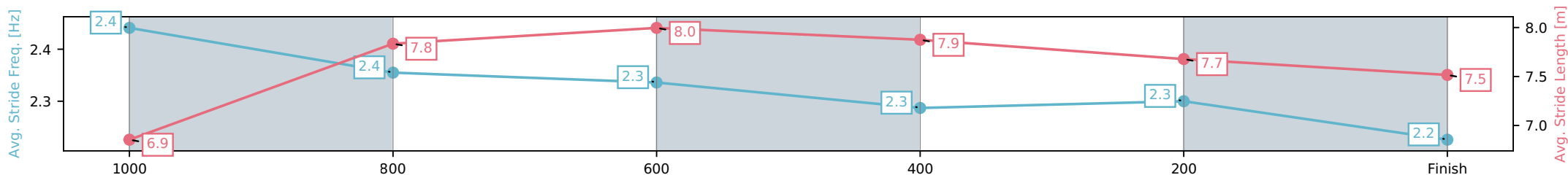
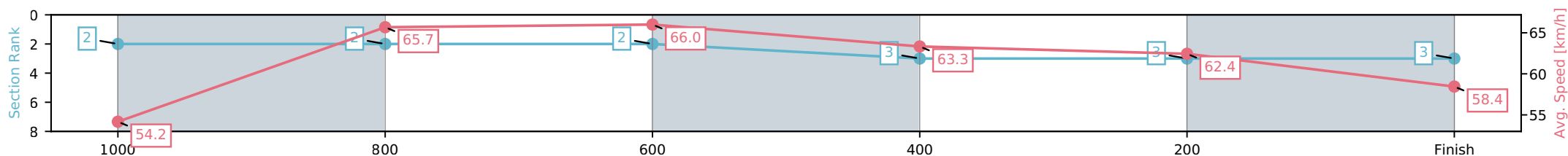
Race 1: The Ville QTIS Two-Years-Old Maiden Handicap - 1200m

28 June 2026 - 12:26PM

Track Rating: Soft 5, Weather: Overcast, Rail Position: +4m 1000m-W/ Post, +2m Remainder



Section	L1200	L1000	L800	L600	L400	L200
Section Times	1:11.85 (0:14.61)	0:57.24 [2] (0:10.97)	0:46.27 [2] (0:10.96)	0:35.31 [2] (0:11.48)	0:23.83 [3] (0:11.58)	0:12.26 [3] (0:12.26)
Average Speed [km/h]	54.2	65.7	66.0	63.3	62.4	58.4
Top Speed [km/h]	65.3	66.8	67.4	64.4	63.8	60.9
Avg. Dist. to Rail [m]	4.7	0.8	1.1	1.9	3.4	4.5
Avg. Stride Freq. [Hz]	2.4	2.4	2.3	2.3	2.3	2.2
Avg. Stride Length [m]	6.9	7.8	8.0	7.9	7.7	7.5



- [ ] Ranking at each section and finish
- :-:- No data available at this section
- NA No data available

Horse/Jockey Name	Charming Seahorse/Nikki Olzard
Finish Rank	4
Fastest Section Time (Section)	0:10.92 (800-600)
Top Speed [km/h] (Section)	67.3 (800-600)
Race State	Finished



Townsville QLD --Professional-2026-06-28

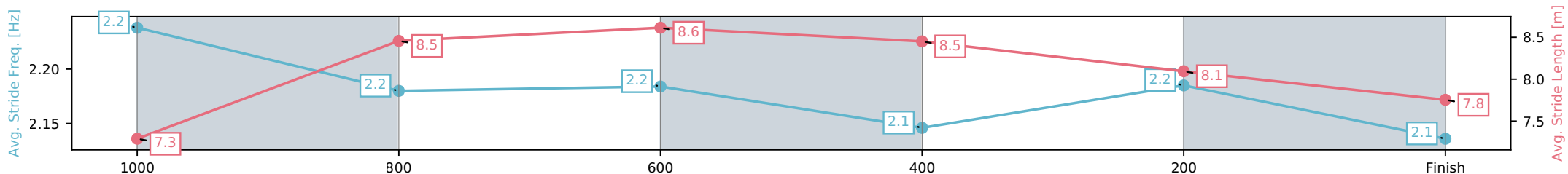
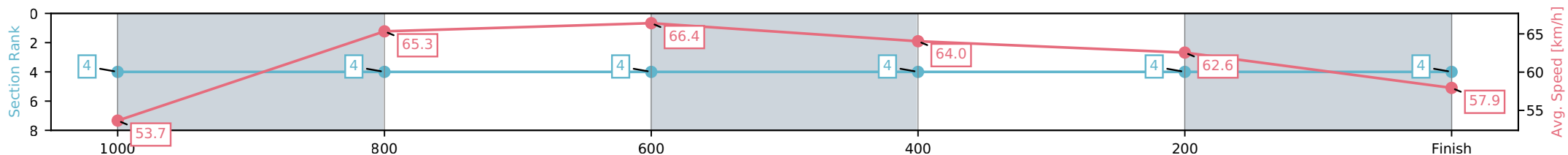
Race 1: The Ville QTIS Two-Years-Old Maiden Handicap - 1200m

28 June 2026 - 12:26PM

Track Rating: Soft 5, Weather: Overcast, Rail Position: +4m 1000m-W/ Post, +2m Remainder



Section	L1200	L1000	L800	L600	L400	L200
Section Times	1:12.01 (0:14.79)	0:57.22 [4] (0:11.06)	0:46.17 [4] (0:10.92)	0:35.25 [4] (0:11.34)	0:23.91 [4] (0:11.53)	0:12.38 [4] (0:12.38)
Average Speed [km/h]	53.7	65.3	66.4	64.0	62.6	57.9
Top Speed [km/h]	66.5	67.1	67.3	64.7	63.3	60.9
Avg. Dist. to Rail [m]	7.3	0.9	1.3	1.7	1.7	2.4
Avg. Stride Freq. [Hz]	2.2	2.2	2.2	2.1	2.2	2.1
Avg. Stride Length [m]	7.3	8.5	8.6	8.5	8.1	7.8



- [ ] Ranking at each section and finish
- :-:- No data available at this section
- NA No data available

Horse/Jockey Name	Ostuni/Chelsea Jokic
Finish Rank	5
Fastest Section Time (Section)	0:11.01 (1000-800)
Top Speed [km/h] (Section)	67.7 (1000-800)
Race State	Finished



Townsville QLD --Professional-2026-06-28

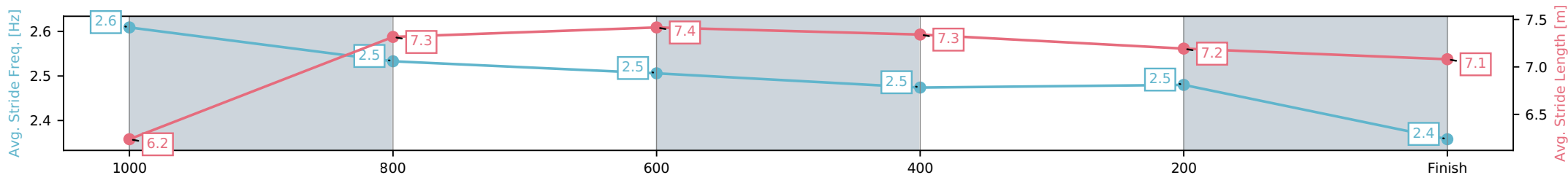
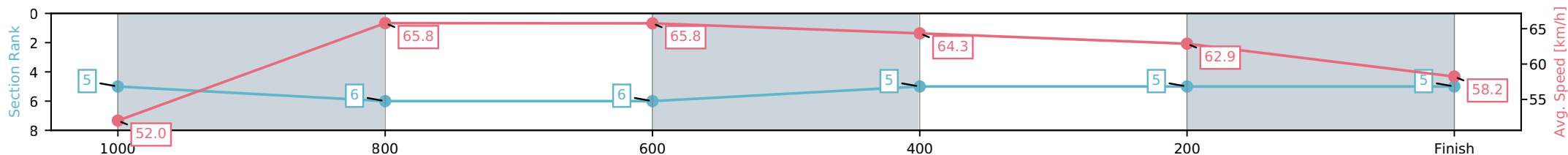
Race 1: The Ville QTIS Two-Years-Old Maiden Handicap - 1200m

28 June 2026 - 12:26PM

Track Rating: Soft 5, Weather: Overcast, Rail Position: +4m 1000m-W/ Post, +2m Remainder



Section	L1200	L1000	L800	L600	L400	L200
Section Times	1:12.20 (0:15.10)	0:57.10 [5] (0:11.01)	0:46.08 [6] (0:11.04)	0:35.05 [6] (0:11.25)	0:23.80 [5] (0:11.49)	0:12.31 [5] (0:12.31)
Average Speed [km/h]	52.0	65.8	65.8	64.3	62.9	58.2
Top Speed [km/h]	66.4	67.7	66.6	65.1	64.7	62.6
Avg. Dist. to Rail [m]	5.1	1.4	1.7	1.1	3.3	6.3
Avg. Stride Freq. [Hz]	2.6	2.5	2.5	2.5	2.5	2.4
Avg. Stride Length [m]	6.2	7.3	7.4	7.3	7.2	7.1



- [ ] Ranking at each section and finish
- :-:- No data available at this section
- NA No data available

Horse/Jockey Name	Noble Legacy/Nathan Thomas
Finish Rank	6
Fastest Section Time (Section)	0:10.84 (1000-800)
Top Speed [km/h] (Section)	68.5 (1200 - 1000)
Race State	Finished



Townsville QLD --Professional-2026-06-28

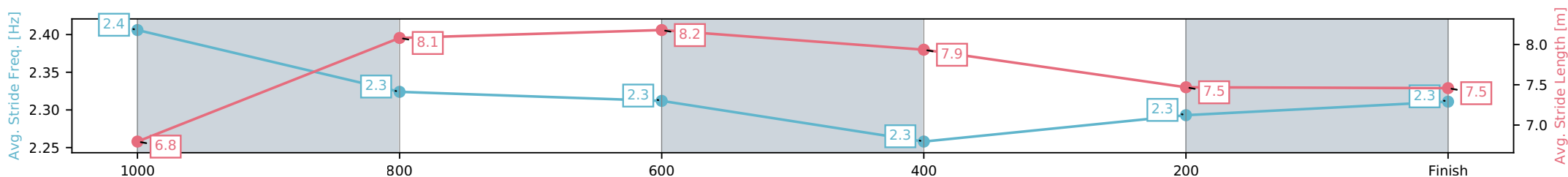
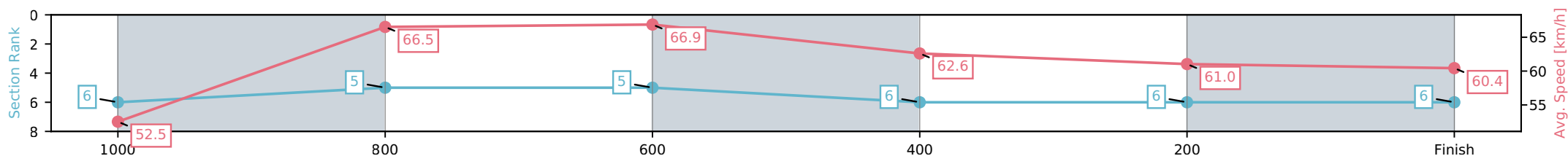
Race 1: The Ville QTIS Two-Years-Old Maiden Handicap - 1200m

28 June 2026 - 12:26PM

Track Rating: Soft 5, Weather: Overcast, Rail Position: +4m 1000m-W/ Post, +2m Remainder



Section	L1200	L1000	L800	L600	L400	L200
Section Times	1:12.54 (0:15.24)	0:57.30 [6] (0:10.84)	0:46.46 [5] (0:10.93)	0:35.53 [5] (0:11.71)	0:23.82 [6] (0:11.86)	0:11.96 [6] (0:11.96)
Average Speed [km/h]	52.5	66.5	66.9	62.6	61.0	60.4
Top Speed [km/h]	68.5	67.7	67.9	65.3	62.4	62.9
Avg. Dist. to Rail [m]	6.7	1.3	3.0	3.7	3.2	2.8
Avg. Stride Freq. [Hz]	2.4	2.3	2.3	2.3	2.3	2.3
Avg. Stride Length [m]	6.8	8.1	8.2	7.9	7.5	7.5



- [ ] Ranking at each section and finish
- :-:- No data available at this section
- NA No data available



**Townsville QLD**  
**Race 2: Hygain QTIS Maiden Handicap - 1000m**  
 28 June 2026 - 1:05PM



Track Rating: Soft 5, Weather: Overcast, Rail Position: +4m 1000m-W/Post, +2m Remainder

Field Times                      0:56.26    0:43.37    0:33.27    0:22.33    0:11.40  
 (Race Tempo)                      (0:12.89)    (0:10.10)    (0:10.94)    (0:10.93)    (0:11.40)

Rank	TAB#	Horse	Overall Time	First 400m	Top Speed km/h (Section)	L1000	L800	L600	L400	L200			
	(BAR#)	Jockey	Margin (DT-W)	Last 600m	Fastest Section (Time)	Start - 800	800 - 600	600 - 400	400 - 200	200 - Finish			
1	1	Esprit Lad	0:56.26	0:23.02	73.2 (800-600)	0:56.26	0:43.37 [1]	0:33.23 [2]	0:22.33 [2]	0:11.40 [1]			
	(8)	Ben Kennedy		0:33.23	800-600 (0:10.13)	(0:12.89)	(0:10.13)	(0:10.90)	(0:10.93)	(0:11.40)			
2	4	Boom Bunny	0:57.00	0:23.49	71.2 (800-600)	0:57.00	0:43.86 [3]	0:33.51 [4]	0:22.75 [4]	0:11.70 [2]			
	(7)	Sean Cormack	4.3L (+0)	0:33.51	800-600 (0:10.35)	(0:13.14)	(0:10.35)	(0:10.76)	(0:11.05)	(0:11.70)			
3	3	Sensei Girl	0:57.36	0:23.90	73.2 (800-600)	0:57.36	0:43.67 [6]	0:33.46 [6]	0:22.42 [8]	0:11.43 [7]			
	(4)	Chelsea Jokic	6.4L (+4)	0:33.46	800-600 (0:10.21)	(0:13.69)	(0:10.21)	(0:11.04)	(0:10.99)	(0:11.43)			
4	11	Van Der Woodsen	0:57.52	0:23.54	71.9 (800-600)	0:57.52	0:44.24 [5]	0:33.98 [5]	0:23.16 [5]	0:11.99 [4]			
	(3)	Lacey Morrison	7.4L (-3)	0:33.98	800-600 (0:10.26)	(0:13.28)	(0:10.26)	(0:10.82)	(0:11.17)	(0:11.99)			
5	2	Overland	0:57.52	0:23.95	74.5 (800-600)	0:57.52	0:43.82 [7]	0:33.57 [7]	0:22.90 [6]	0:11.80 [6]			
	(6)	Aidan Holt	7.4L (-2)	0:33.56	800-600 (0:10.25)	(0:13.70)	(0:10.25)	(0:10.67)	(0:11.09)	(0:11.80)			
6	9	Foxy Cheval	0:57.54	0:23.31	73.1 (800-600)	0:57.54	0:44.33 [4]	0:34.23 [3]	0:23.36 [3]	0:12.22 [3]			
	(2)	Nathan Thomas	7.5L (-4)	0:34.24	800-600 (0:10.10)	(0:13.21)	(0:10.10)	(0:10.88)	(0:11.14)	(0:12.22)			
7	8	Worthy Belle	0:58.03	0:23.95	71.2 (800-600)	0:58.03	0:44.33 [8]	0:34.08 [7]	0:23.09 [7]	0:11.80 [8]			
	(5)	Isabella Teh	10.4L (-4)	0:34.07	800-600 (0:10.25)	(0:13.70)	(0:10.25)	(0:10.98)	(0:11.29)	(0:11.80)			
8	5	Emsies Girl	0:58.59	0:22.99	73.1 (1000 - 800)	0:58.59	0:45.67 [2]	0:35.60 [1]	0:24.66 [1]	0:12.98 [5]			
	(1)	Olivia Kendal	13.7L (-1)	0:35.60	800-600 (0:10.07)	(0:12.92)	(0:10.07)	(0:10.94)	(0:11.68)	(0:12.98)			

Scratched: Power Cruise (#6), Noble Legacy (#7), Shadyvale AI (#10)

Report Created: Sun 28 June 2026

(Note: Races are conducted over an approximate distance as close as possible to the advertised distance, and recorded data may vary accordingly. Official times refer to race times only and do not include handicap times.)

[ ] Position in running at each section and finish    TAB# Saddle cloth number  
 -:-:- No data available at this section                      BAR# Barrier/Gate Position  
 NA No data available    DNF Did not finish  
 DNT Did not track    DT-W Distance travelled compared to winner in metres

Fastest split  
 Fastest section

data processed by **TRIPLESDATA**

Horse/Jockey Name	Esprit Lad/Ben Kennedy
Finish Rank	1
Fastest Section Time (Section)	0:10.13 (800-600)
Top Speed [km/h] (Section)	73.2 (800-600)
Race State	Finished



Townsville QLD --Professional-2026-06-28

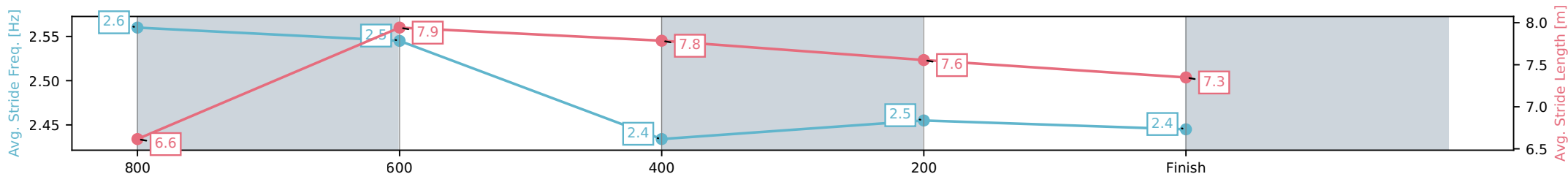
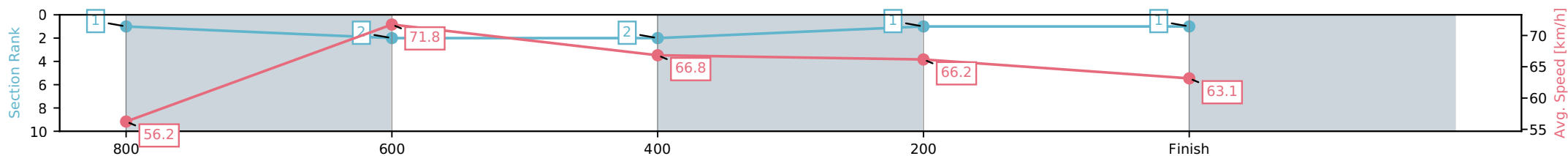
Race 2: Hygain QTIS Maiden Handicap - 1000m

28 June 2026 - 1:05PM

Track Rating: Soft 5, Weather: Overcast, Rail Position: +4m 1000m-W/  
Post, +2m Remainder



Section	L1000	L800	L600	L400	L200
Section Times	0:56.26 (0:12.89)	0:43.37 [1] (0:10.13)	0:33.23 [2] (0:10.90)	0:22.33 [2] (0:10.93)	0:11.40 [1] (0:11.40)
Average Speed [km/h]	56.2	71.8	66.8	66.2	63.1
Top Speed [km/h]	72.5	73.2	69.8	66.9	65.8
Avg. Dist. to Rail [m]	2.8	2.6	2.2	3.4	6.0
Avg. Stride Freq. [Hz]	2.6	2.5	2.4	2.5	2.4
Avg. Stride Length [m]	6.6	7.9	7.8	7.6	7.3



- [ ] Ranking at each section and finish
- :-:- No data available at this section
- NA No data available

Horse/Jockey Name	Boom Bunny/Sean Cormack
Finish Rank	2
Fastest Section Time (Section)	0:10.35 (800-600)
Top Speed [km/h] (Section)	71.2 (800-600)
Race State	Finished



Townsville QLD --Professional-2026-06-28

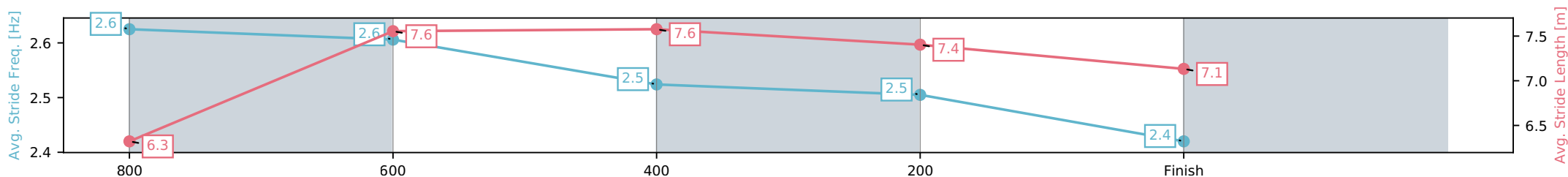
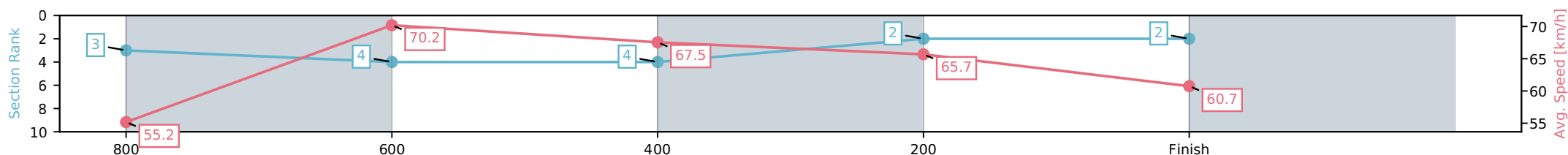
Race 2: Hygain QTIS Maiden Handicap - 1000m

28 June 2026 - 1:05PM

Track Rating: Soft 5, Weather: Overcast, Rail Position: +4m 1000m-W/  
Post, +2m Remainder



Section	L1000	L800	L600	L400	L200
Section Times	0:57.00 (0:13.14)	0:43.86 [3] (0:10.35)	0:33.51 [4] (0:10.76)	0:22.75 [4] (0:11.05)	0:11.70 [2] (0:11.70)
Average Speed [km/h]	55.2	70.2	67.5	65.7	60.7
Top Speed [km/h]	69.2	71.2	69.2	66.6	63.7
Avg. Dist. to Rail [m]	2.0	2.2	1.8	5.5	6.9
Avg. Stride Freq. [Hz]	2.6	2.6	2.5	2.5	2.4
Avg. Stride Length [m]	6.3	7.6	7.6	7.4	7.1



- [ ] Ranking at each section and finish
- :-:- No data available at this section
- NA No data available

Horse/Jockey Name	Sensei Girl/Chelsea Jokic
Finish Rank	3
Fastest Section Time (Section)	0:10.21 (800-600)
Top Speed [km/h] (Section)	73.2 (800-600)
Race State	Finished



Townsville QLD --Professional-2026-06-28

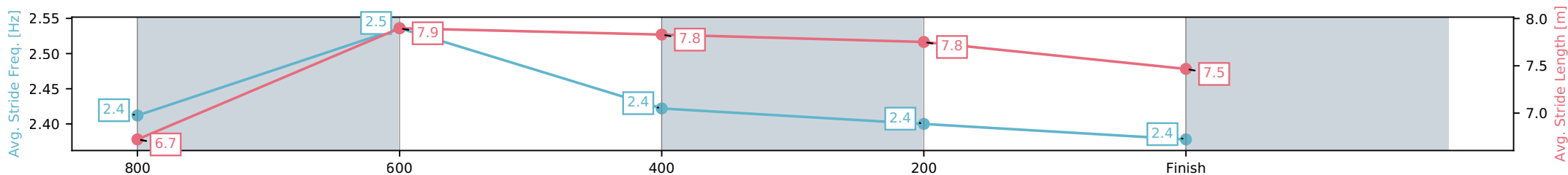
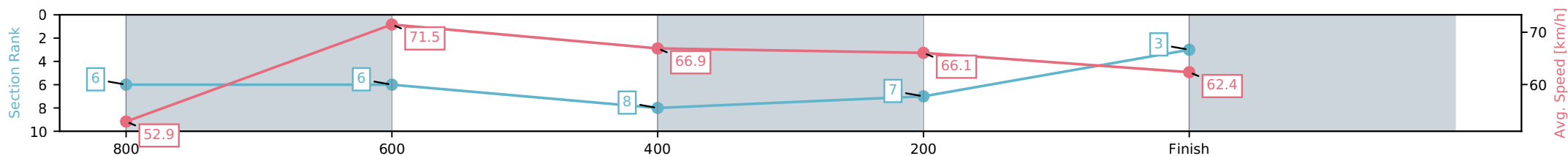
Race 2: Hygain QTIS Maiden Handicap - 1000m

28 June 2026 - 1:05PM

Track Rating: Soft 5, Weather: Overcast, Rail Position: +4m 1000m-W/  
Post, +2m Remainder



Section	L1000	L800	L600	L400	L200
Section Times	0:57.36 (0:13.69)	0:43.67 [6] (0:10.21)	0:33.46 [6] (0:11.04)	0:22.42 [8] (0:10.99)	0:11.43 [7] (0:11.43)
Average Speed [km/h]	52.9	71.5	66.9	66.1	62.4
Top Speed [km/h]	69.7	73.2	70.0	68.2	65.0
Avg. Dist. to Rail [m]	1.2	3.2	5.2	7.3	10.5
Avg. Stride Freq. [Hz]	2.4	2.5	2.4	2.4	2.4
Avg. Stride Length [m]	6.7	7.9	7.8	7.8	7.5



- [ ] Ranking at each section and finish
- :-:- No data available at this section
- NA No data available

Horse/Jockey Name	Van Der Woodsen/Lacey Morrison
Finish Rank	4
Fastest Section Time (Section)	0:10.26 (800-600)
Top Speed [km/h] (Section)	71.9 (800-600)
Race State	Finished



Townsville QLD --Professional-2026-06-28

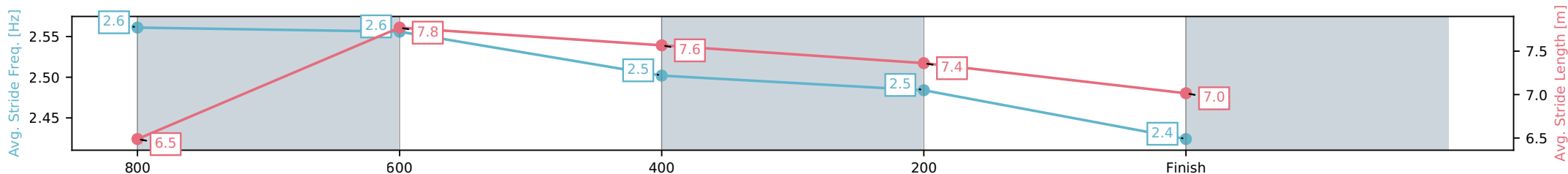
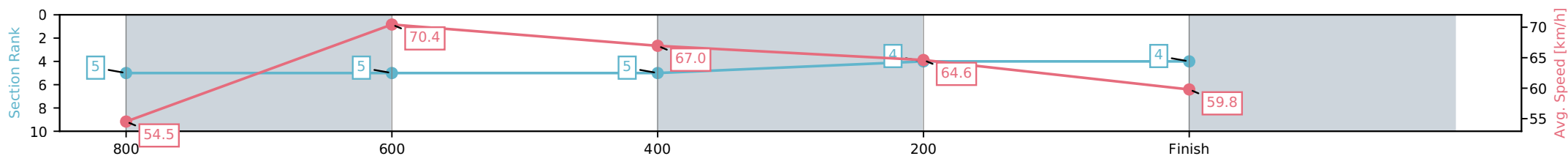
Race 2: Hygain QTIS Maiden Handicap - 1000m

28 June 2026 - 1:05PM

Track Rating: Soft 5, Weather: Overcast, Rail Position: +4m 1000m-W/  
Post, +2m Remainder



Section	L1000	L800	L600	L400	L200
Section Times	0:57.52 (0:13.28)	0:44.24 [5] (0:10.26)	0:33.98 [5] (0:10.82)	0:23.16 [5] (0:11.17)	0:11.99 [4] (0:11.99)
Average Speed [km/h]	54.5	70.4	67.0	64.6	59.8
Top Speed [km/h]	71.1	71.9	68.7	65.8	62.6
Avg. Dist. to Rail [m]	0.8	0.9	1.2	1.6	2.1
Avg. Stride Freq. [Hz]	2.6	2.6	2.5	2.5	2.4
Avg. Stride Length [m]	6.5	7.8	7.6	7.4	7.0



- [ ] Ranking at each section and finish
- :-:- No data available at this section
- NA No data available

Horse/Jockey Name	Overland/Aidan Holt
Finish Rank	5
Fastest Section Time (Section)	0:10.25 (800-600)
Top Speed [km/h] (Section)	74.5 (800-600)
Race State	Finished



Townsville QLD --Professional-2026-06-28

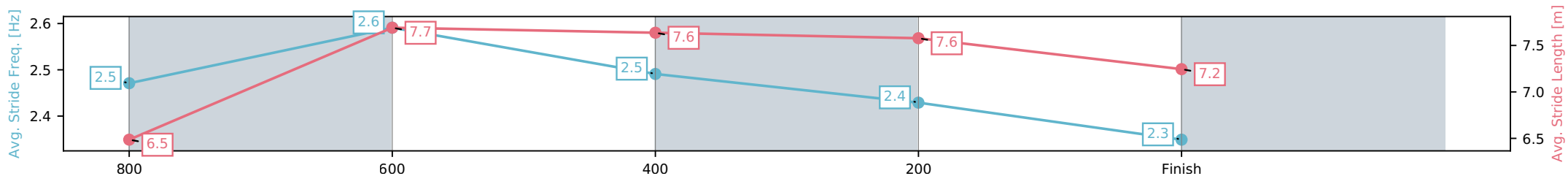
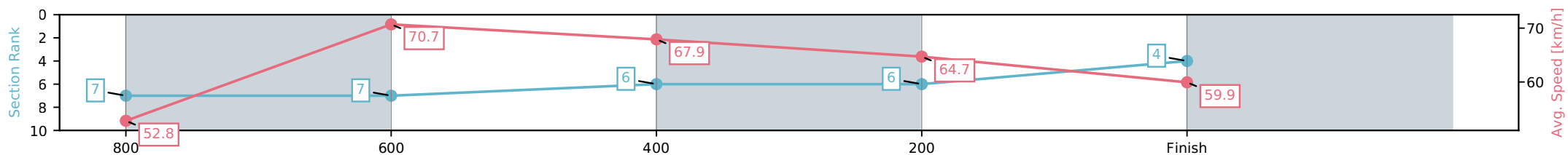
Race 2: Hygain QTIS Maiden Handicap - 1000m

28 June 2026 - 1:05PM

Track Rating: Soft 5, Weather: Overcast, Rail Position: +4m 1000m-W/  
Post, +2m Remainder



Section	L1000	L800	L600	L400	L200
Section Times	0:57.52 (0:13.70)	0:43.82 [7] (0:10.25)	0:33.57 [7] (0:10.67)	0:22.90 [6] (0:11.09)	0:11.80 [6] (0:11.80)
Average Speed [km/h]	52.8	70.7	67.9	64.7	59.9
Top Speed [km/h]	71.0	74.5	68.9	67.8	62.3
Avg. Dist. to Rail [m]	2.6	1.8	1.4	1.7	4.0
Avg. Stride Freq. [Hz]	2.5	2.6	2.5	2.4	2.3
Avg. Stride Length [m]	6.5	7.7	7.6	7.6	7.2



- [ ] Ranking at each section and finish
- :-:- No data available at this section
- NA No data available

Horse/Jockey Name	Foxy Cheval/Nathan Thomas
Finish Rank	6
Fastest Section Time (Section)	0:10.10 (800-600)
Top Speed [km/h] (Section)	73.1 (800-600)
Race State	Finished



Townsville QLD --Professional-2026-06-28

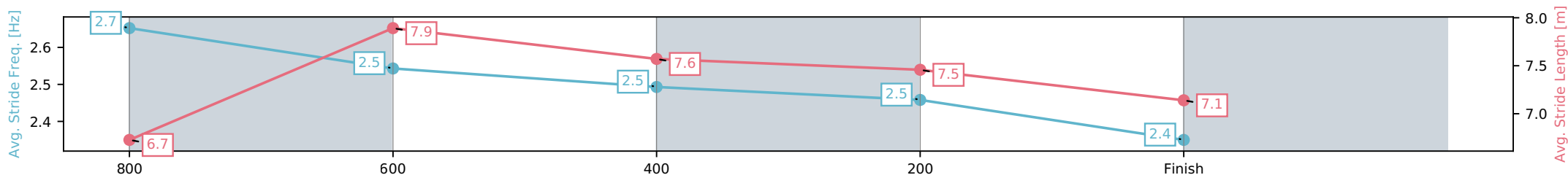
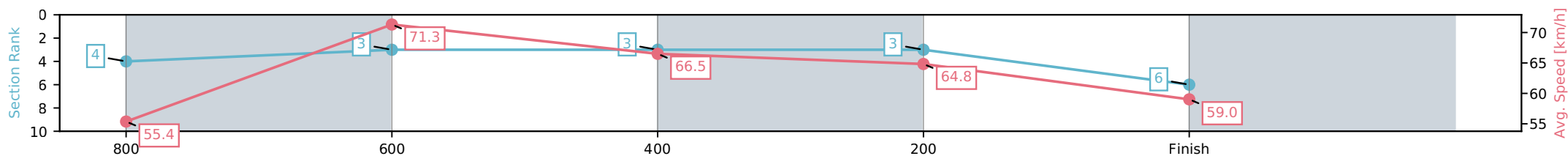
Race 2: Hygain QTIS Maiden Handicap - 1000m

28 June 2026 - 1:05PM

Track Rating: Soft 5, Weather: Overcast, Rail Position: +4m 1000m-W/  
Post, +2m Remainder



Section	L1000	L800	L600	L400	L200
Section Times	0:57.54 (0:13.21)	0:44.33 [4] (0:10.10)	0:34.23 [3] (0:10.88)	0:23.36 [3] (0:11.14)	0:12.22 [3] (0:12.22)
Average Speed [km/h]	55.4	71.3	66.5	64.8	59.0
Top Speed [km/h]	72.1	73.1	69.0	66.5	61.9
Avg. Dist. to Rail [m]	2.1	0.4	0.9	1.9	4.1
Avg. Stride Freq. [Hz]	2.7	2.5	2.5	2.5	2.4
Avg. Stride Length [m]	6.7	7.9	7.6	7.5	7.1



- [ ] Ranking at each section and finish
- :-:- No data available at this section
- NA No data available

Horse/Jockey Name	Worthy Belle/Isabella Teh
Finish Rank	7
Fastest Section Time (Section)	0:10.25 (800-600)
Top Speed [km/h] (Section)	71.2 (800-600)
Race State	Finished



Townsville QLD --Professional-2026-06-28

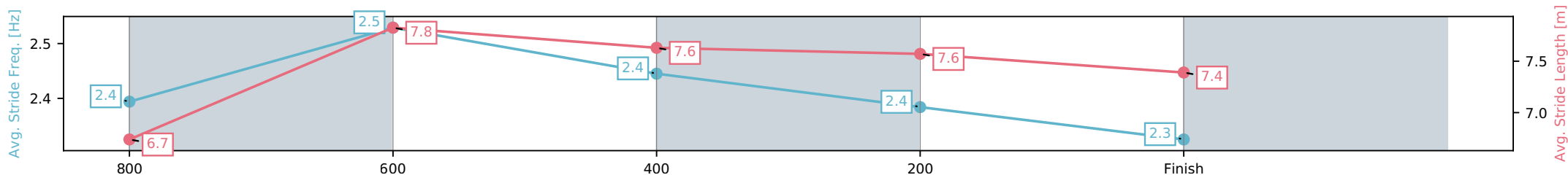
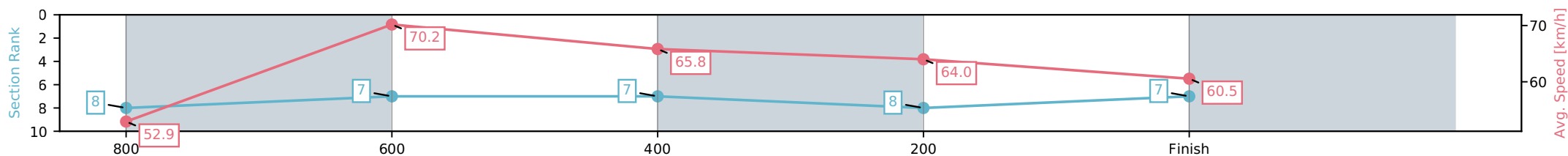
Race 2: Hygain QTIS Maiden Handicap - 1000m

28 June 2026 - 1:05PM

Track Rating: Soft 5, Weather: Overcast, Rail Position: +4m 1000m-W/  
Post, +2m Remainder



Section	L1000	L800	L600	L400	L200
Section Times	0:58.03 (0:13.70)	0:44.33 [8] (0:10.25)	0:34.08 [7] (0:10.98)	0:23.09 [7] (0:11.29)	0:11.80 [8] (0:11.80)
Average Speed [km/h]	52.9	70.2	65.8	64.0	60.5
Top Speed [km/h]	71.1	71.2	67.5	65.0	62.3
Avg. Dist. to Rail [m]	2.5	0.6	0.9	2.6	6.5
Avg. Stride Freq. [Hz]	2.4	2.5	2.4	2.4	2.3
Avg. Stride Length [m]	6.7	7.8	7.6	7.6	7.4



- [ ] Ranking at each section and finish
- :-:- No data available at this section
- NA No data available

Horse/Jockey Name	Emsies Girl/Olivia Kendal
Finish Rank	8
Fastest Section Time (Section)	0:10.07 (800-600)
Top Speed [km/h] (Section)	73.1 (1000 - 800)
Race State	Finished



Townsville QLD --Professional-2026-06-28

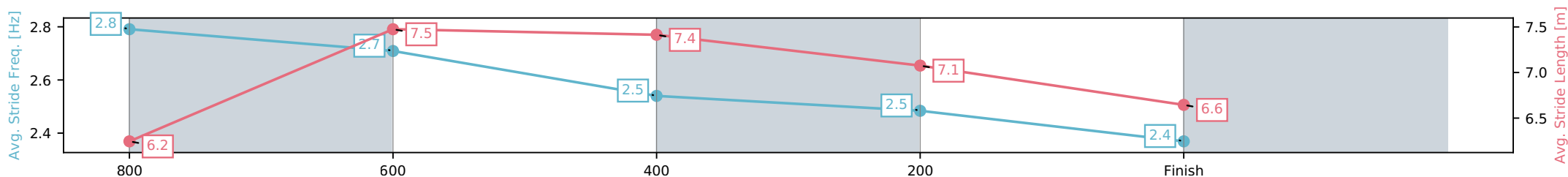
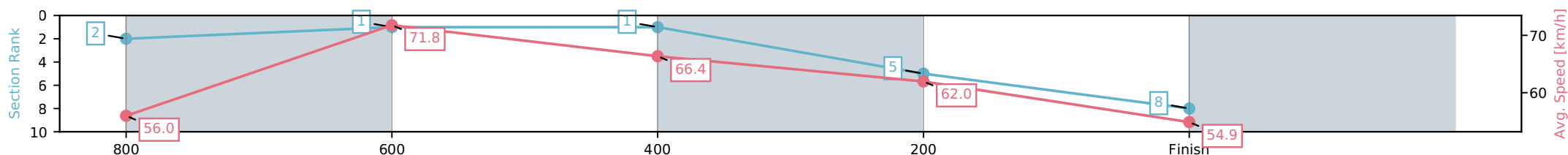
Race 2: Hygain QTIS Maiden Handicap - 1000m

28 June 2026 - 1:05PM

Track Rating: Soft 5, Weather: Overcast, Rail Position: +4m 1000m-W/  
Post, +2m Remainder



Section	L1000	L800	L600	L400	L200
Section Times	0:58.59 (0:12.92)	0:45.67 [2] (0:10.07)	0:35.60 [1] (0:10.94)	0:24.66 [1] (0:11.68)	0:12.98 [5] (0:12.98)
Average Speed [km/h]	56.0	71.8	66.4	62.0	54.9
Top Speed [km/h]	73.1	73.0	69.1	64.2	59.5
Avg. Dist. to Rail [m]	0.9	1.1	1.5	2.2	1.6
Avg. Stride Freq. [Hz]	2.8	2.7	2.5	2.5	2.4
Avg. Stride Length [m]	6.2	7.5	7.4	7.1	6.6



- [ ] Ranking at each section and finish
- :-:- No data available at this section
- NA No data available



**Townsville QLD**  
**Race 3: Belle Property Handicap - 1000m**  
 28 June 2026 - 1:45PM



Track Rating: Soft 5, Weather: Overcast, Rail Position: +4m 1000m-W/Post, +2m Remainder

Field Times (Race Tempo)      0:55.25    0:42.46    0:32.76    0:22.64    0:11.73  
 (0:12.79)    (0:09.71)    (0:10.12)    (0:10.90)    (0:11.73)

Rank	TAB#	Horse	Overall Time	First 400m	Top Speed km/h (Section)	L1000	L800	L600	L400	L200			
	(BAR#)	Jockey	Margin (DT-W)	Last 600m	Fastest Section (Time)	Start - 800	800 - 600	600 - 400	400 - 200	200 - Finish			
1	5	Russian Mint	0:55.25	0:23.10	73.0 (800-600)	0:55.25	0:42.23 [3]	0:32.15 [4]	0:21.80 [4]	0:11.29 [4]			
	(6)	Ben Kennedy		0:32.15	800-600 (0:10.08)	(0:13.02)	(0:10.08)	(0:10.35)	(0:10.51)	(0:11.29)			
2	6	Almighty Jab	0:55.30	0:23.21	73.8 (800-600)	0:55.30	0:41.95 [6]	0:32.09 [5]	0:21.74 [5]	0:11.14 [6]			
	(2)	Fiona Sandkuhl	0.3L (-4)	0:32.10	800-600 (0:09.86)	(0:13.35)	(0:09.86)	(0:10.36)	(0:10.60)	(0:11.14)			
3	1	Yes Dream	0:55.36	0:23.31	73.7 (800-600)	0:55.36	0:42.04 [5]	0:32.05 [6]	0:21.76 [6]	0:11.33 [5]			
	(7)	Lacey Morrison	0.6L (-3)	0:32.05	800-600 (0:09.99)	(0:13.32)	(0:09.99)	(0:10.29)	(0:10.43)	(0:11.33)			
4	4	Hellish	0:55.38	0:22.97	73.6 (800-600)	0:55.38	0:42.23 [4]	0:32.42 [3]	0:22.41 [2]	0:11.70 [2]			
	(1)	Ryan Wiggins	0.8L (-4)	0:32.41	800-600 (0:09.82)	(0:13.15)	(0:09.82)	(0:10.01)	(0:10.70)	(0:11.70)			
5	7	Blue Stratum	0:55.46	0:22.50	74.6 (800-600)	0:55.46	0:42.67 [1]	0:32.96 [1]	0:22.85 [1]	0:11.94 [1]			
	(3)	Sean Cormack	1.2L (+2)	0:32.96	800-600 (0:09.71)	(0:12.79)	(0:09.71)	(0:10.12)	(0:10.90)	(0:11.94)			
6	8	Midas Star	0:55.78	0:22.92	73.4 (800-600)	0:55.78	0:42.84 [2]	0:32.86 [2]	0:22.61 [3]	0:11.84 [3]			
	(5)	Isabella Teh	3.1L (-3)	0:32.86	800-600 (0:09.98)	(0:12.94)	(0:09.98)	(0:10.25)	(0:10.77)	(0:11.84)			
7	3	Valenki	0:55.81	0:23.60	72.9 (800-600)	0:55.81	0:42.28 [7]	0:32.21 [7]	0:21.89 [7]	0:11.26 [7]			
	(4)	Aidan Holt	3.3L (-1)	0:32.21	800-600 (0:10.08)	(0:13.52)	(0:10.08)	(0:10.32)	(0:10.63)	(0:11.26)			

Scratched: Northern Pride (#2)

Report Created: Sun 28 June 2026

(Note: Races are conducted over an approximate distance as close as possible to the advertised distance, and recorded data may vary accordingly. Official times refer to race times only and do not include handicap times.)

[ ] Position in running at each section and finish    TAB# Saddle cloth number  
 -:-:- No data available at this section                    BAR# Barrier/Gate Position  
 NA No data available    DNF Did not finish  
 DNT Did not track    DT-W Distance travelled compared to winner in metres

Fastest split  
 Fastest section

data processed by **TRIPLESDATA**

Horse/Jockey Name	Russian Mint/Ben Kennedy
Finish Rank	1
Fastest Section Time (Section)	0:10.08 (800-600)
Top Speed [km/h] (Section)	73.0 (800-600)
Race State	Finished



Townsville QLD --Professional-2026-06-28

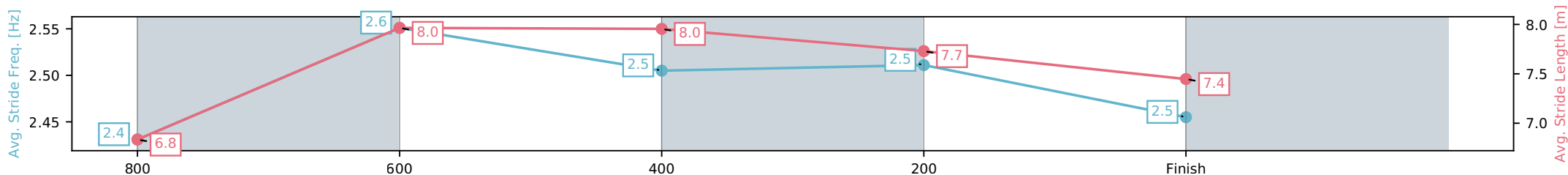
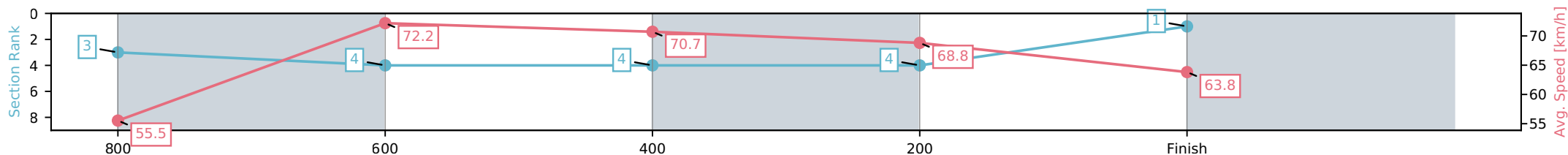
Race 3: Belle Property Handicap - 1000m

28 June 2026 - 1:45PM

Track Rating: Soft 5, Weather: Overcast, Rail Position: +4m 1000m-W/  
Post, +2m Remainder



Section	L1000	L800	L600	L400	L200
Section Times	0:55.25 (0:13.02)	0:42.23 [3] (0:10.08)	0:32.15 [4] (0:10.35)	0:21.80 [4] (0:10.51)	0:11.29 [4] (0:11.29)
Average Speed [km/h]	55.5	72.2	70.7	68.8	63.8
Top Speed [km/h]	72.2	73.0	71.6	70.2	67.9
Avg. Dist. to Rail [m]	2.5	2.6	3.2	3.7	6.1
Avg. Stride Freq. [Hz]	2.4	2.6	2.5	2.5	2.5
Avg. Stride Length [m]	6.8	8.0	8.0	7.7	7.4



- [ ] Ranking at each section and finish
- :-:- No data available at this section
- NA No data available

Horse/Jockey Name	Almighty Jab/Fiona Sandkuhl
Finish Rank	2
Fastest Section Time (Section)	0:09.86 (800-600)
Top Speed [km/h] (Section)	73.8 (800-600)
Race State	Finished



Townsville QLD --Professional-2026-06-28

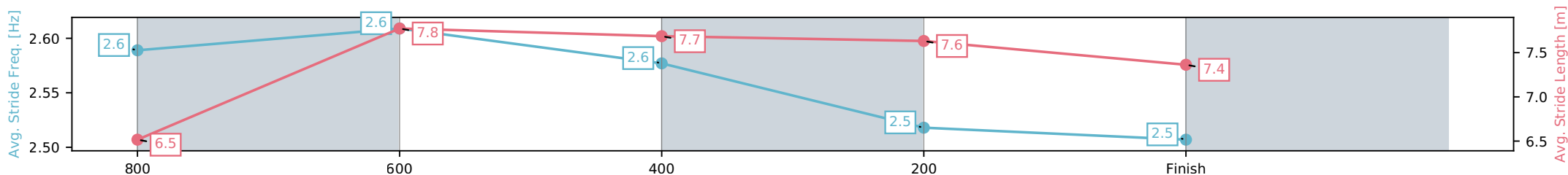
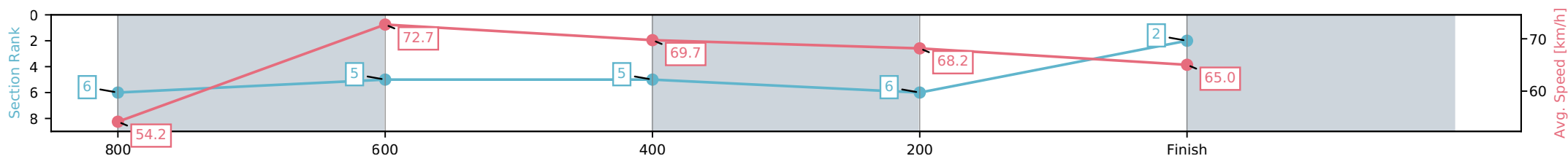
Race 3: Belle Property Handicap - 1000m

28 June 2026 - 1:45PM

Track Rating: Soft 5, Weather: Overcast, Rail Position: +4m 1000m-W/  
Post, +2m Remainder



Section	L1000	L800	L600	L400	L200
Section Times	0:55.30 (0:13.35)	0:41.95 [6] (0:09.86)	0:32.09 [5] (0:10.36)	0:21.74 [5] (0:10.60)	0:11.14 [6] (0:11.14)
Average Speed [km/h]	54.2	72.7	69.7	68.2	65.0
Top Speed [km/h]	69.9	73.8	71.3	69.3	66.9
Avg. Dist. to Rail [m]	1.8	1.0	0.6	1.5	1.2
Avg. Stride Freq. [Hz]	2.6	2.6	2.6	2.5	2.5
Avg. Stride Length [m]	6.5	7.8	7.7	7.6	7.4



- [ ] Ranking at each section and finish
- :-:- No data available at this section
- NA No data available

Horse/Jockey Name	Yes Dream/Lacey Morrison
Finish Rank	3
Fastest Section Time (Section)	0:09.99 (800-600)
Top Speed [km/h] (Section)	73.7 (800-600)
Race State	Finished



Townsville QLD --Professional-2026-06-28

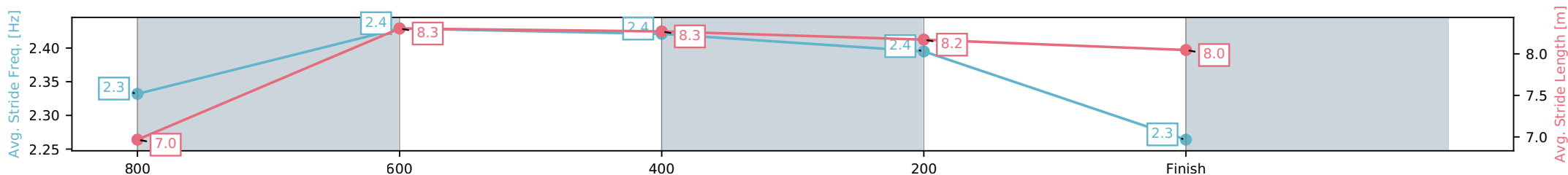
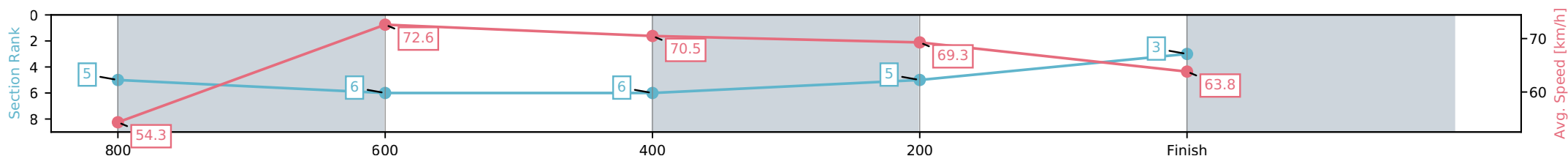
Race 3: Belle Property Handicap - 1000m

28 June 2026 - 1:45PM

Track Rating: Soft 5, Weather: Overcast, Rail Position: +4m 1000m-W/  
Post, +2m Remainder



Section	L1000	L800	L600	L400	L200
Section Times	0:55.36 (0:13.32)	0:42.04 [5] (0:09.99)	0:32.05 [6] (0:10.29)	0:21.76 [6] (0:10.43)	0:11.33 [5] (0:11.33)
Average Speed [km/h]	54.3	72.6	70.5	69.3	63.8
Top Speed [km/h]	70.4	73.7	72.6	71.8	67.2
Avg. Dist. to Rail [m]	3.5	2.0	1.4	3.1	6.5
Avg. Stride Freq. [Hz]	2.3	2.4	2.4	2.4	2.3
Avg. Stride Length [m]	7.0	8.3	8.3	8.2	8.0



- [ ] Ranking at each section and finish
- :-:- No data available at this section
- NA No data available

Horse/Jockey Name	Hellish/Ryan Wiggins
Finish Rank	4
Fastest Section Time (Section)	0:09.82 (800-600)
Top Speed [km/h] (Section)	73.6 (800-600)
Race State	Finished



Townsville QLD --Professional-2026-06-28

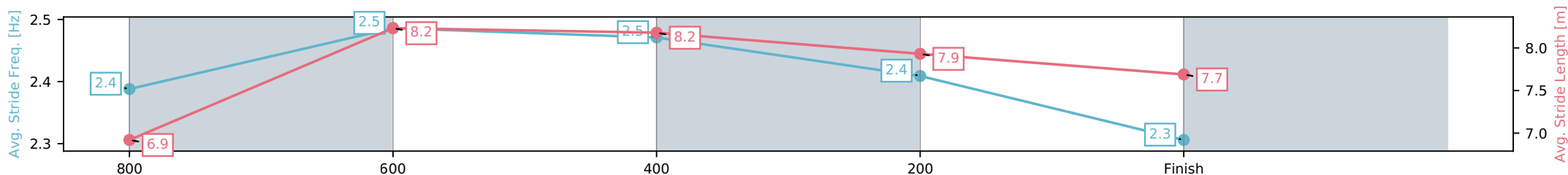
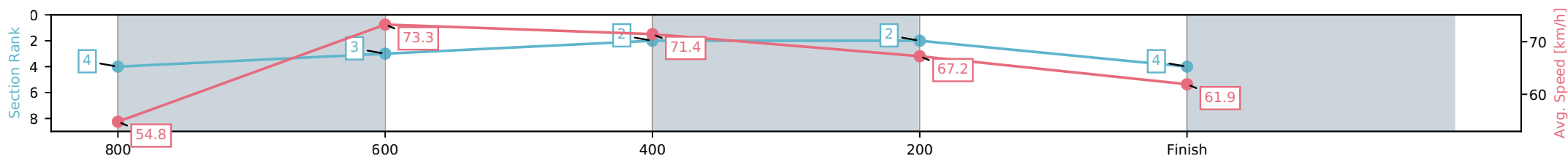
Race 3: Belle Property Handicap - 1000m

28 June 2026 - 1:45PM

Track Rating: Soft 5, Weather: Overcast, Rail Position: +4m 1000m-W/  
Post, +2m Remainder



Section	L1000	L800	L600	L400	L200
Section Times	0:55.38 (0:13.15)	0:42.23 [4] (0:09.82)	0:32.42 [3] (0:10.01)	0:22.41 [2] (0:10.70)	0:11.70 [2] (0:11.70)
Average Speed [km/h]	54.8	73.3	71.4	67.2	61.9
Top Speed [km/h]	71.8	73.6	73.5	68.8	64.8
Avg. Dist. to Rail [m]	1.7	0.4	1.3	0.6	3.0
Avg. Stride Freq. [Hz]	2.4	2.5	2.5	2.4	2.3
Avg. Stride Length [m]	6.9	8.2	8.2	7.9	7.7



- [ ] Ranking at each section and finish
- :-:- No data available at this section
- NA No data available

Horse/Jockey Name	Blue Stratum/Sean Cormack
Finish Rank	5
Fastest Section Time (Section)	0:09.71 (800-600)
Top Speed [km/h] (Section)	74.6 (800-600)
Race State	Finished



Townsville QLD --Professional-2026-06-28

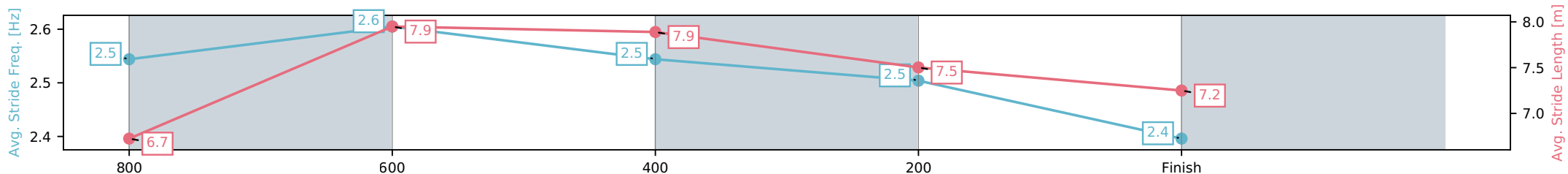
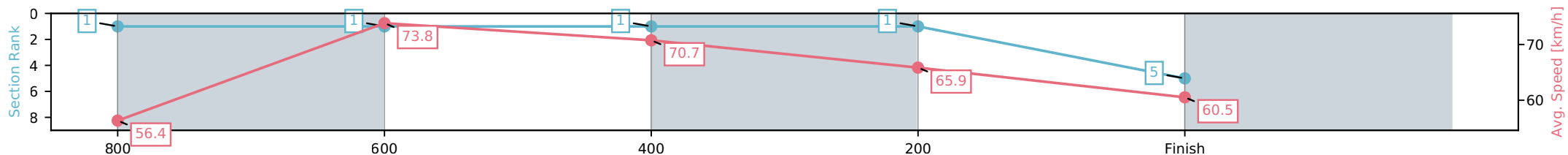
Race 3: Belle Property Handicap - 1000m

28 June 2026 - 1:45PM

Track Rating: Soft 5, Weather: Overcast, Rail Position: +4m 1000m-W/  
Post, +2m Remainder



Section	L1000	L800	L600	L400	L200
Section Times	0:55.46 (0:12.79)	0:42.67 [1] (0:09.71)	0:32.96 [1] (0:10.12)	0:22.85 [1] (0:10.90)	0:11.94 [1] (0:11.94)
Average Speed [km/h]	56.4	73.8	70.7	65.9	60.5
Top Speed [km/h]	72.7	74.6	72.3	68.4	63.9
Avg. Dist. to Rail [m]	2.4	1.5	1.1	1.5	2.2
Avg. Stride Freq. [Hz]	2.5	2.6	2.5	2.5	2.4
Avg. Stride Length [m]	6.7	7.9	7.9	7.5	7.2



- [ ] Ranking at each section and finish
- :-:- No data available at this section
- NA No data available

Horse/Jockey Name	Midas Star/Isabella Teh
Finish Rank	6
Fastest Section Time (Section)	0:09.98 (800-600)
Top Speed [km/h] (Section)	73.4 (800-600)
Race State	Finished



Townsville QLD --Professional-2026-06-28

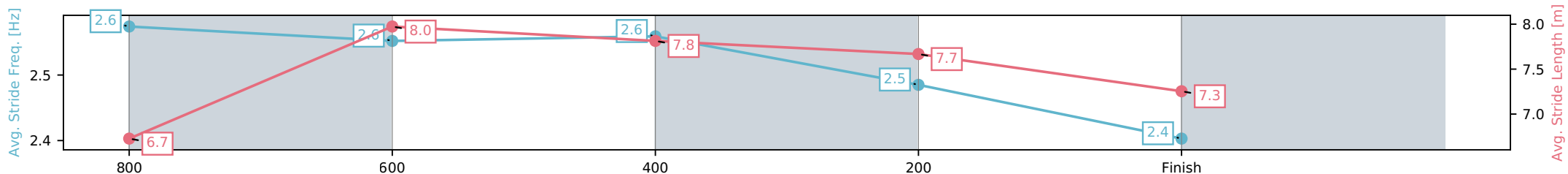
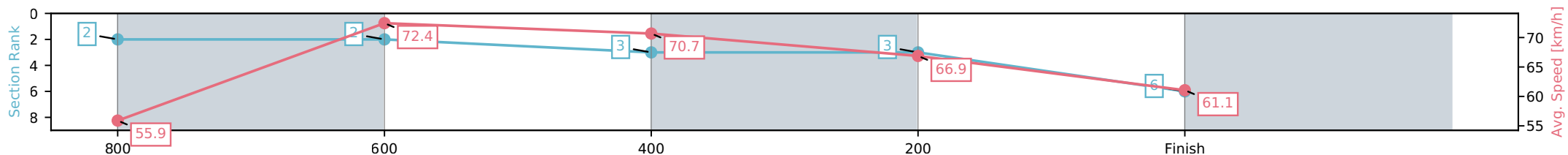
Race 3: Belle Property Handicap - 1000m

28 June 2026 - 1:45PM

Track Rating: Soft 5, Weather: Overcast, Rail Position: +4m 1000m-W/  
Post, +2m Remainder



Section	L1000	L800	L600	L400	L200
Section Times	0:55.78 (0:12.94)	0:42.84 [2] (0:09.98)	0:32.86 [2] (0:10.25)	0:22.61 [3] (0:10.77)	0:11.84 [3] (0:11.84)
Average Speed [km/h]	55.9	72.4	70.7	66.9	61.1
Top Speed [km/h]	71.3	73.4	71.8	69.8	63.6
Avg. Dist. to Rail [m]	1.6	1.0	1.2	0.4	1.9
Avg. Stride Freq. [Hz]	2.6	2.6	2.6	2.5	2.4
Avg. Stride Length [m]	6.7	8.0	7.8	7.7	7.3



- [ ] Ranking at each section and finish
- :-:- No data available at this section
- NA No data available

Horse/Jockey Name	Valenki/Aidan Holt
Finish Rank	7
Fastest Section Time (Section)	0:10.08 (800-600)
Top Speed [km/h] (Section)	72.9 (800-600)
Race State	Finished



Townsville QLD --Professional-2026-06-28

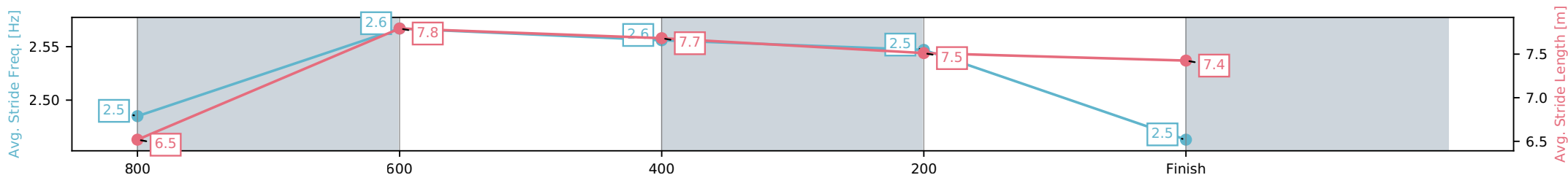
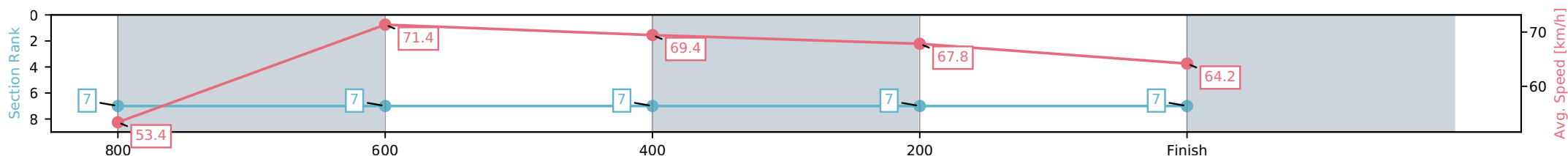
Race 3: Belle Property Handicap - 1000m

28 June 2026 - 1:45PM

Track Rating: Soft 5, Weather: Overcast, Rail Position: +4m 1000m-W/  
Post, +2m Remainder



Section	L1000	L800	L600	L400	L200
Section Times	0:55.81 (0:13.52)	0:42.28 [7] (0:10.08)	0:32.21 [7] (0:10.32)	0:21.89 [7] (0:10.63)	0:11.26 [7] (0:11.26)
Average Speed [km/h]	53.4	71.4	69.4	67.8	64.2
Top Speed [km/h]	70.1	72.9	71.3	68.6	66.6
Avg. Dist. to Rail [m]	1.4	0.5	0.8	1.3	1.4
Avg. Stride Freq. [Hz]	2.5	2.6	2.6	2.5	2.5
Avg. Stride Length [m]	6.5	7.8	7.7	7.5	7.4



- [ ] Ranking at each section and finish
- :-:- No data available at this section
- NA No data available



Townsville QLD  
 Race 4: Great Northern Brewing Co BM60 Handicap - 1000m  
 28 June 2026 - 2:26PM



Track Rating: Good 4, Weather: Overcast, Rail Position: +4m 1000m-W/Post, +2m Remainder

Field Times (Race Tempo)      0:56.86 (0:12.73)    0:44.13 (0:10.19)    0:33.93 (0:10.87)    0:23.06 (0:11.32)    0:11.74 (0:11.74)

Rank	TAB#	Horse	Overall Time	First 400m	Top Speed km/h (Section)	L1000	L800	L600	L400	L200			
	(BAR#)	Jockey	Margin (DT-W)	Last 600m	Fastest Section (Time)	Start - 800	800 - 600	600 - 400	400 - 200	200 - Finish			
1	1	Gamadale Nip	0:56.86	0:23.61	72.9 (800-600)	0:56.86	0:43.49 [10]	0:33.25 [9]	0:22.42 [9]	0:11.28 [10]			
	(6)	Chelsea Jokic		0:33.26	800-600 (0:10.24)	(0:13.37)	(0:10.24)	(0:10.83)	(0:11.15)	(0:11.28)			
2	6	Irresistible Force	0:57.03	0:23.79	71.3 (800-600)	0:57.03	0:43.59 [11]	0:33.24 [11]	0:22.45 [11]	0:11.51 [9]			
	(10)	Fiona Sandkuhl	1.0L (-1)	0:33.25	800-600 (0:10.35)	(0:13.44)	(0:10.35)	(0:10.80)	(0:10.94)	(0:11.51)			
3	3	The Kamikaze	0:57.10	0:23.23	74.3 (800-600)	0:57.10	0:44.13 [5]	0:33.87 [4]	0:23.06 [3]	0:11.86 [2]			
	(8)	Sean Cormack	1.4L (-2)	0:33.87	800-600 (0:10.26)	(0:12.97)	(0:10.26)	(0:10.81)	(0:11.20)	(0:11.86)			
4	5	Guac On	0:57.19	0:23.47	72.2 (1000 - 800)	0:57.19	0:44.01 [8]	0:33.72 [7]	0:23.00 [6]	0:11.74 [7]			
	(3)	Aidan Holt	1.9L (-2)	0:33.72	800-600 (0:10.29)	(0:13.18)	(0:10.29)	(0:10.72)	(0:11.26)	(0:11.74)			
5	11	Very Good	0:57.22	0:22.92	76.2 (200-0)	0:57.22	0:44.49 [1]	0:34.29 [1]	0:23.42 [1]	0:12.10 [1]			
	(9)	Lacey Morrison	2.1L (-2)	0:34.29	800-600 (0:10.19)	(0:12.73)	(0:10.19)	(0:10.87)	(0:11.32)	(0:12.10)			
6	8	Melo Melo Kava	0:57.35	0:23.17	70.7 (1000 - 800)	0:57.35	0:44.59 [3]	0:34.18 [3]	0:23.23 [4]	0:11.95 [5]			
	(5)	Adam Sewell	2.9L (-1)	0:34.18	800-600 (0:10.41)	(0:12.76)	(0:10.41)	(0:10.95)	(0:11.28)	(0:11.95)			
7	9	Sir Maximus	0:57.36	0:23.42	71.2 (800-600)	0:57.36	0:44.34 [6]	0:33.95 [6]	0:23.17 [5]	0:11.97 [4]			
	(4)	Isabella Teh	2.9L (+3)	0:33.95	800-600 (0:10.40)	(0:13.02)	(0:10.40)	(0:10.78)	(0:11.20)	(0:11.97)			
8	2	Northernontap	0:57.52	0:23.36	71.2 (1000 - 800)	0:57.52	0:44.61 [4]	0:34.17 [5]	0:23.27 [7]	0:12.12 [6]			
	(2)	Ben Kennedy	3.9L (-2)	0:34.17	800-600 (0:10.45)	(0:12.91)	(0:10.45)	(0:10.89)	(0:11.16)	(0:12.12)			
9	10	Hot Pursuit	0:57.56	0:23.63	71.5 (800-600)	0:57.56	0:44.38 [7]	0:33.93 [10]	0:23.07 [10]	0:11.94 [11]			
	(1)	Olivia Kendal	4.1L (-5)	0:33.93	800-600 (0:10.45)	(0:13.18)	(0:10.45)	(0:10.86)	(0:11.13)	(0:11.94)			
10	4	Exolent Choice	0:57.57	0:23.51	71.8 (800-600)	0:57.57	0:44.37 [9]	0:34.06 [8]	0:23.24 [8]	0:12.10 [8]			
	(7)	Jason Babarovich	4.2L (+3)	0:34.06	800-600 (0:10.31)	(0:13.20)	(0:10.31)	(0:10.82)	(0:11.14)	(0:12.10)			

Report Created: Sun 28 June 2026

(Note: Races are conducted over an approximate distance as close as possible to the advertised distance, and recorded data may vary accordingly. Official times refer to race times only and do not include handicap times.)

[ ] Position in running at each section and finish    TAB# Saddle cloth number  
 -:-:- No data available at this section    BAR# Barrier/Gate Position  
 NA No data available    DNF Did not finish  
 DNT Did not track    DT-W Distance travelled compared to winner in metres

Fastest split  
 Fastest section



Horse/Jockey Name	Gamadale Nip/Chelsea Jokic
Finish Rank	1
Fastest Section Time (Section)	0:10.24 (800-600)
Top Speed [km/h] (Section)	72.9 (800-600)
Race State	PUBLISHED



Townsville QLD --Professional-2026-06-28

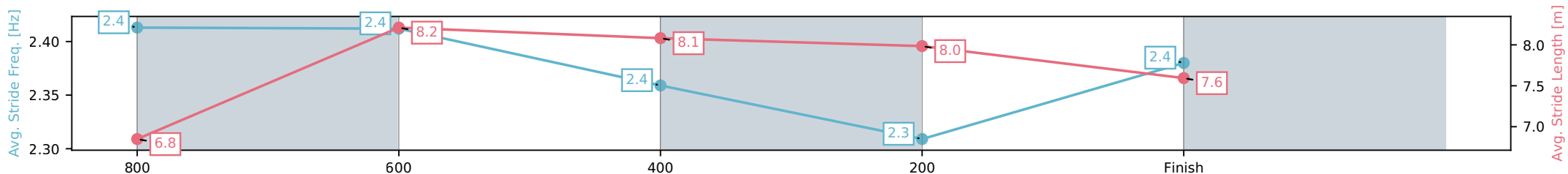
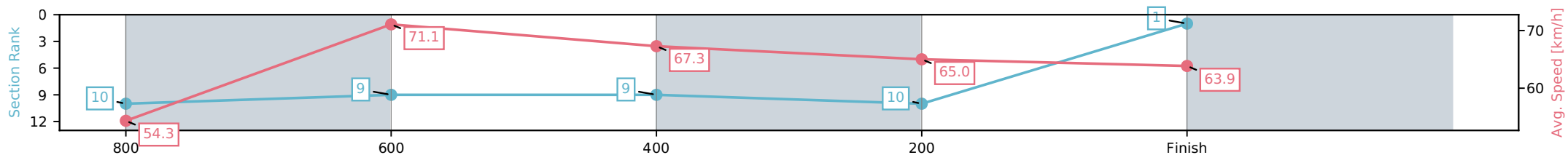
Race 4: Great Northern Brewing Co BM60 Handicap - 1000m

28 June 2026 - 2:26PM

Track Rating: Good 4, Weather: Overcast, Rail Position: +4m 1000m-W/  
Post, +2m Remainder



Section	L1000	L800	L600	L400	L200
Section Times	0:56.86 (0:13.37)	0:43.49 [10] (0:10.24)	0:33.25 [9] (0:10.83)	0:22.42 [9] (0:11.15)	0:11.28 [10] (0:11.28)
Average Speed [km/h]	54.3	71.1	67.3	65.0	63.9
Top Speed [km/h]	70.1	72.9	70.1	65.9	65.1
Avg. Dist. to Rail [m]	2.4	2.7	2.8	3.5	6.7
Avg. Stride Freq. [Hz]	2.4	2.4	2.4	2.3	2.4
Avg. Stride Length [m]	6.8	8.2	8.1	8.0	7.6



- [ ] Ranking at each section and finish
- :-:- No data available at this section
- NA No data available

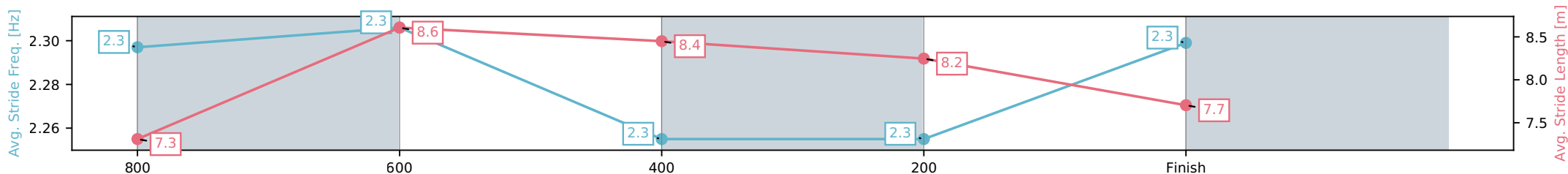
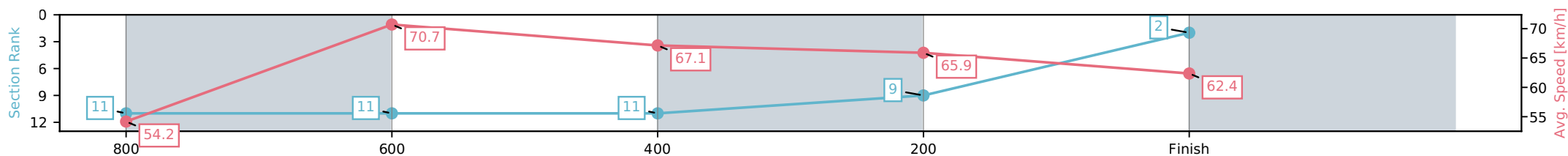
Horse/Jockey Name	Irresistible Force/Fiona Sandkuhl
Finish Rank	2
Fastest Section Time (Section)	0:10.35 (800-600)
Top Speed [km/h] (Section)	71.3 (800-600)
Race State	PUBLISHED



Townsville QLD --Professional-2026-06-28  
 Race 4: Great Northern Brewing Co BM60 Handicap - 1000m  
 28 June 2026 - 2:26PM  
 Track Rating: Good 4, Weather: Overcast, Rail Position: +4m 1000m-W/  
 Post, +2m Remainder



Section	L1000	L800	L600	L400	L200
Section Times	0:57.03 (0:13.44)	0:43.59 [11] (0:10.35)	0:33.24 [11] (0:10.80)	0:22.45 [11] (0:10.94)	0:11.51 [9] (0:11.51)
Average Speed [km/h]	54.2	70.7	67.1	65.9	62.4
Top Speed [km/h]	69.0	71.3	69.1	66.9	64.4
Avg. Dist. to Rail [m]	8.6	4.2	1.5	1.0	3.3
Avg. Stride Freq. [Hz]	2.3	2.3	2.3	2.3	2.3
Avg. Stride Length [m]	7.3	8.6	8.4	8.2	7.7



- [ ] Ranking at each section and finish
- :-:- No data available at this section
- NA No data available

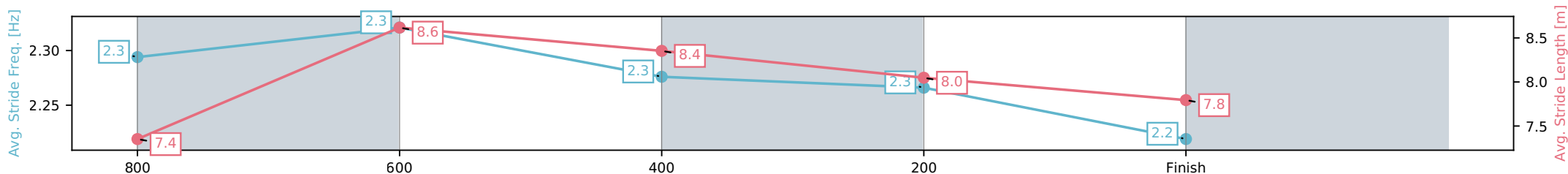
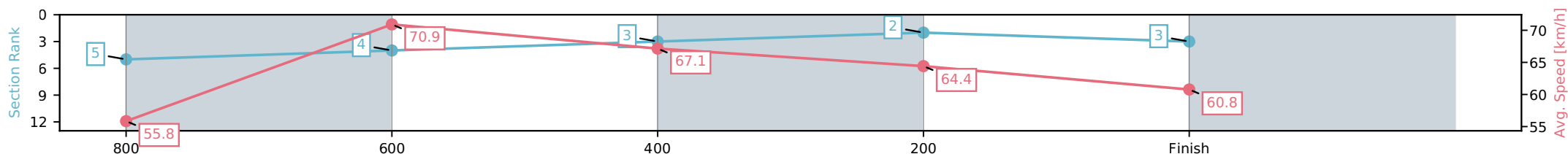
Horse/Jockey Name	The Kamikaze/Sean Cormack
Finish Rank	3
Fastest Section Time (Section)	0:10.26 (800-600)
Top Speed [km/h] (Section)	74.3 (800-600)
Race State	PUBLISHED



Townsville QLD --Professional-2026-06-28  
 Race 4: Great Northern Brewing Co BM60 Handicap - 1000m  
 28 June 2026 - 2:26PM  
 Track Rating: Good 4, Weather: Overcast, Rail Position: +4m 1000m-W/  
 Post, +2m Remainder



Section	L1000	L800	L600	L400	L200
Section Times	0:57.10 (0:12.97)	0:44.13 [5] (0:10.26)	0:33.87 [4] (0:10.81)	0:23.06 [3] (0:11.20)	0:11.86 [2] (0:11.86)
Average Speed [km/h]	55.8	70.9	67.1	64.4	60.8
Top Speed [km/h]	71.8	74.3	68.5	65.7	63.5
Avg. Dist. to Rail [m]	5.3	3.0	1.5	1.6	1.9
Avg. Stride Freq. [Hz]	2.3	2.3	2.3	2.3	2.2
Avg. Stride Length [m]	7.4	8.6	8.4	8.0	7.8



- [ ] Ranking at each section and finish
- :-:- No data available at this section
- NA No data available

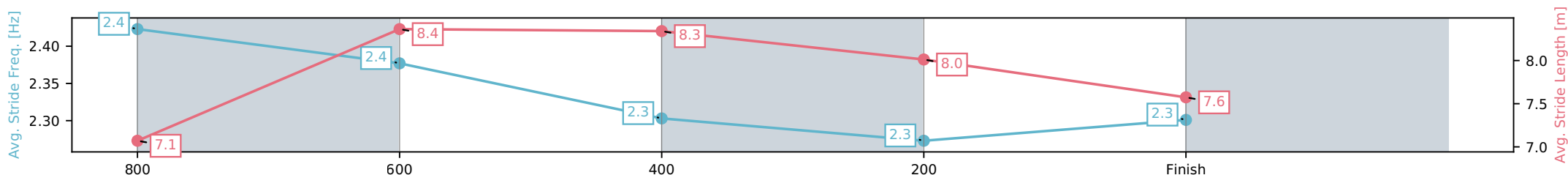
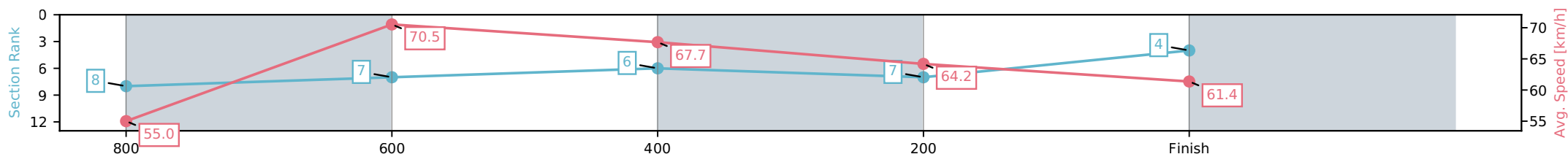
Horse/Jockey Name	Guac On/Aidan Holt
Finish Rank	4
Fastest Section Time (Section)	0:10.29 (800-600)
Top Speed [km/h] (Section)	72.2 (1000 - 800)
Race State	PUBLISHED



Townsville QLD --Professional-2026-06-28  
 Race 4: Great Northern Brewing Co BM60 Handicap - 1000m  
 28 June 2026 - 2:26PM  
 Track Rating: Good 4, Weather: Overcast, Rail Position: +4m 1000m-W/  
 Post, +2m Remainder



Section	L1000	L800	L600	L400	L200
Section Times	0:57.19 (0:13.18)	0:44.01 [8] (0:10.29)	0:33.72 [7] (0:10.72)	0:23.00 [6] (0:11.26)	0:11.74 [7] (0:11.74)
Average Speed [km/h]	55.0	70.5	67.7	64.2	61.4
Top Speed [km/h]	72.2	71.6	71.0	66.4	62.9
Avg. Dist. to Rail [m]	1.8	2.2	1.4	2.8	4.8
Avg. Stride Freq. [Hz]	2.4	2.4	2.3	2.3	2.3
Avg. Stride Length [m]	7.1	8.4	8.3	8.0	7.6



- [ ] Ranking at each section and finish
- :-:- No data available at this section
- NA No data available

Horse/Jockey Name	Very Good/Lacey Morrison
Finish Rank	5
Fastest Section Time (Section)	0:10.19 (800-600)
Top Speed [km/h] (Section)	76.2 (200-0)
Race State	PUBLISHED



Townsville QLD --Professional-2026-06-28

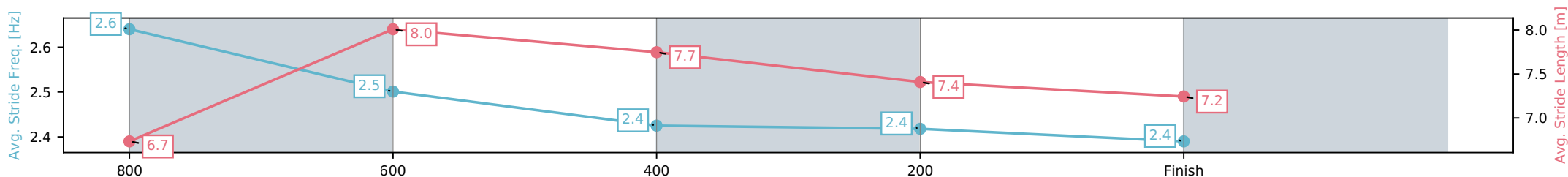
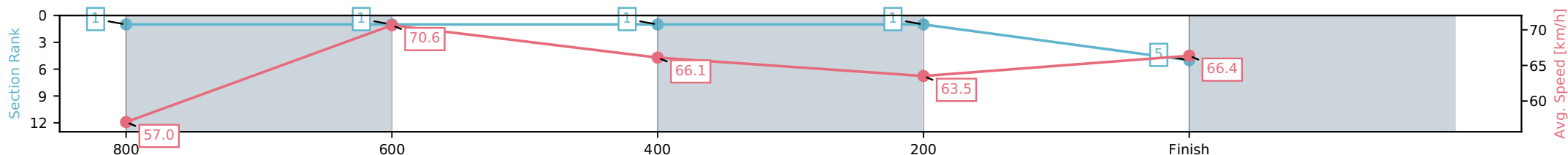
Race 4: Great Northern Brewing Co BM60 Handicap - 1000m

28 June 2026 - 2:26PM

Track Rating: Good 4, Weather: Overcast, Rail Position: +4m 1000m-W/  
Post, +2m Remainder



Section	L1000	L800	L600	L400	L200
Section Times	0:57.22 (0:12.73)	0:44.49 [1] (0:10.19)	0:34.29 [1] (0:10.87)	0:23.42 [1] (0:11.32)	0:12.10 [1] (0:12.10)
Average Speed [km/h]	57.0	70.6	66.1	63.5	66.4
Top Speed [km/h]	73.0	73.1	68.4	64.7	76.2
Avg. Dist. to Rail [m]	4.6	0.6	0.4	0.6	1.6
Avg. Stride Freq. [Hz]	2.6	2.5	2.4	2.4	2.4
Avg. Stride Length [m]	6.7	8.0	7.7	7.4	7.2



- [ ] Ranking at each section and finish
- :-:- No data available at this section
- NA No data available

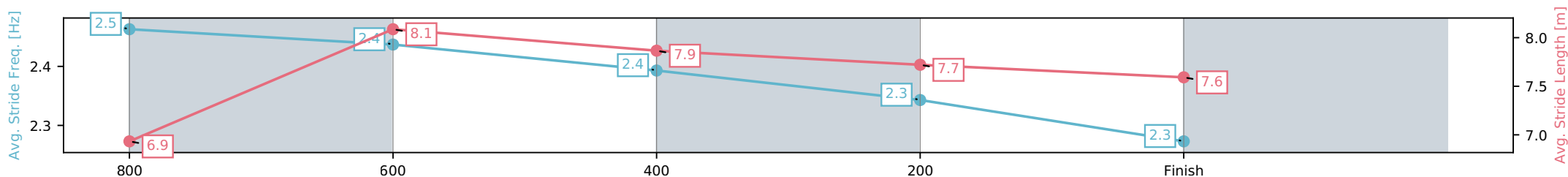
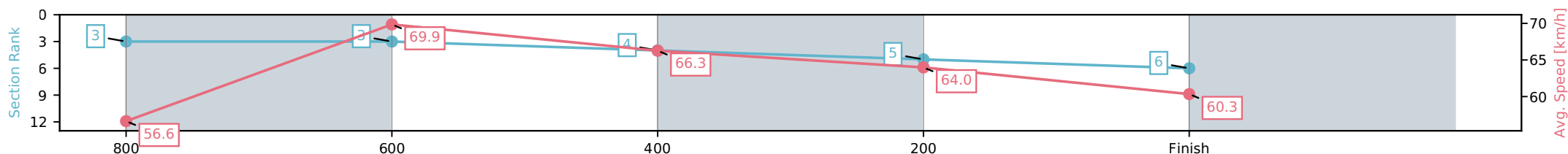
Horse/Jockey Name	Melo Melo Kava/Adam Sewell
Finish Rank	6
Fastest Section Time (Section)	0:10.41 (800-600)
Top Speed [km/h] (Section)	70.7 (1000 - 800)
Race State	PUBLISHED



Townsville QLD --Professional-2026-06-28  
 Race 4: Great Northern Brewing Co BM60 Handicap - 1000m  
 28 June 2026 - 2:26PM  
 Track Rating: Good 4, Weather: Overcast, Rail Position: +4m 1000m-W/  
 Post, +2m Remainder



Section	L1000	L800	L600	L400	L200
Section Times	0:57.35 (0:12.76)	0:44.59 [3] (0:10.41)	0:34.18 [3] (0:10.95)	0:23.23 [4] (0:11.28)	0:11.95 [5] (0:11.95)
Average Speed [km/h]	56.6	69.9	66.3	64.0	60.3
Top Speed [km/h]	70.7	70.7	68.3	65.0	63.1
Avg. Dist. to Rail [m]	3.0	2.2	1.4	1.6	1.8
Avg. Stride Freq. [Hz]	2.5	2.4	2.4	2.3	2.3
Avg. Stride Length [m]	6.9	8.1	7.9	7.7	7.6



- [ ] Ranking at each section and finish
- :-:- No data available at this section
- NA No data available

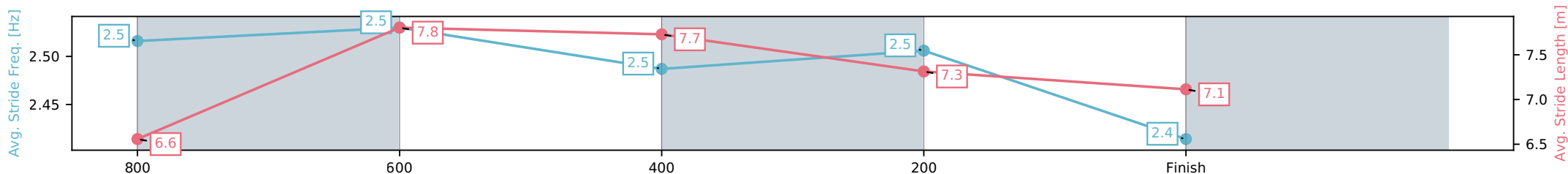
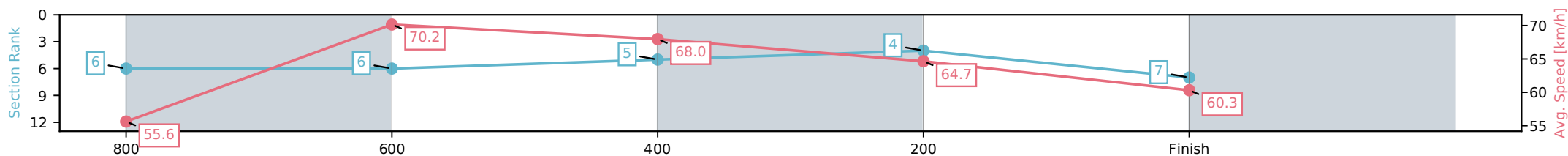
Horse/Jockey Name	Sir Maximus/Isabella Teh
Finish Rank	7
Fastest Section Time (Section)	0:10.40 (800-600)
Top Speed [km/h] (Section)	71.2 (800-600)
Race State	PUBLISHED



Townsville QLD --Professional-2026-06-28  
 Race 4: Great Northern Brewing Co BM60 Handicap - 1000m  
 28 June 2026 - 2:26PM  
 Track Rating: Good 4, Weather: Overcast, Rail Position: +4m 1000m-W/  
 Post, +2m Remainder



Section	L1000	L800	L600	L400	L200
Section Times	0:57.36 (0:13.02)	0:44.34 [6] (0:10.40)	0:33.95 [6] (0:10.78)	0:23.17 [5] (0:11.20)	0:11.97 [4] (0:11.97)
Average Speed [km/h]	55.6	70.2	68.0	64.7	60.3
Top Speed [km/h]	70.4	71.2	69.5	66.7	63.0
Avg. Dist. to Rail [m]	2.3	3.2	3.4	4.2	6.4
Avg. Stride Freq. [Hz]	2.5	2.5	2.5	2.5	2.4
Avg. Stride Length [m]	6.6	7.8	7.7	7.3	7.1



- [ ] Ranking at each section and finish
- :-:- No data available at this section
- NA No data available

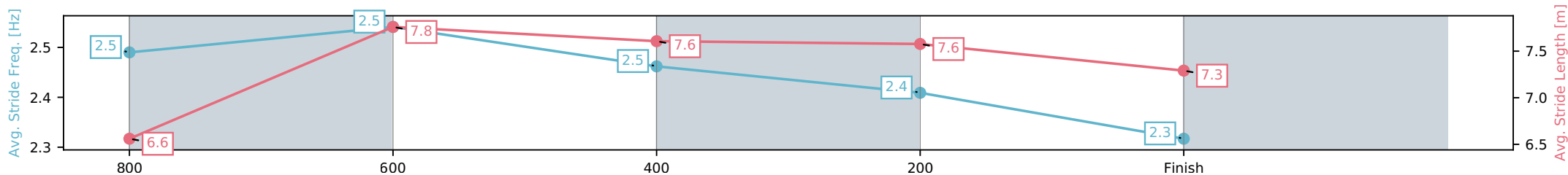
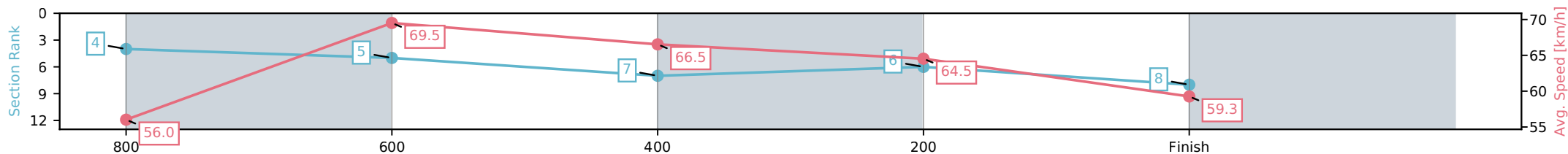
Horse/Jockey Name	Northernontap/Ben Kennedy
Finish Rank	8
Fastest Section Time (Section)	0:10.45 (800-600)
Top Speed [km/h] (Section)	71.2 (1000 - 800)
Race State	PUBLISHED



Townsville QLD --Professional-2026-06-28  
 Race 4: Great Northern Brewing Co BM60 Handicap - 1000m  
 28 June 2026 - 2:26PM  
 Track Rating: Good 4, Weather: Overcast, Rail Position: +4m 1000m-W/  
 Post, +2m Remainder



Section	L1000	L800	L600	L400	L200
Section Times	0:57.52 (0:12.91)	0:44.61 [4] (0:10.45)	0:34.17 [5] (0:10.89)	0:23.27 [7] (0:11.16)	0:12.12 [6] (0:12.12)
Average Speed [km/h]	56.0	69.5	66.5	64.5	59.3
Top Speed [km/h]	71.2	71.0	69.1	66.6	62.1
Avg. Dist. to Rail [m]	0.5	1.8	1.4	0.9	1.5
Avg. Stride Freq. [Hz]	2.5	2.5	2.5	2.4	2.3
Avg. Stride Length [m]	6.6	7.8	7.6	7.6	7.3



- [ ] Ranking at each section and finish
- :-:- No data available at this section
- NA No data available

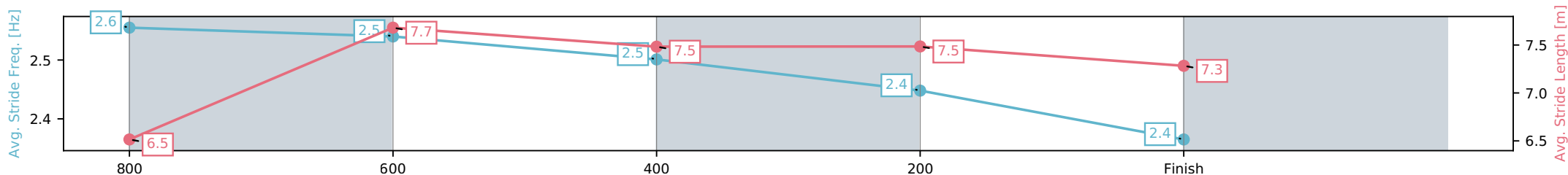
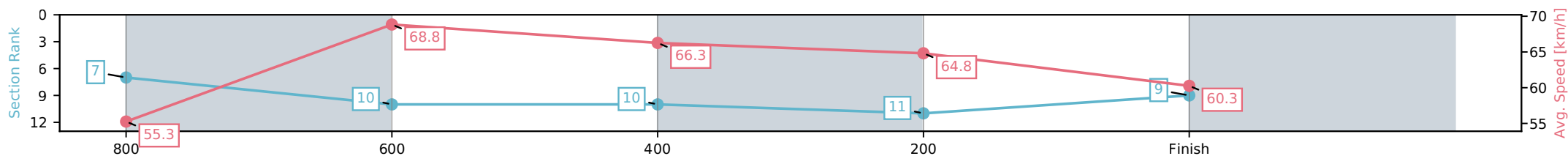
Horse/Jockey Name	Hot Pursuit/Olivia Kendal
Finish Rank	9
Fastest Section Time (Section)	0:10.45 (800-600)
Top Speed [km/h] (Section)	71.5 (800-600)
Race State	PUBLISHED



Townsville QLD --Professional-2026-06-28  
 Race 4: Great Northern Brewing Co BM60 Handicap - 1000m  
 28 June 2026 - 2:26PM  
 Track Rating: Good 4, Weather: Overcast, Rail Position: +4m 1000m-W/  
 Post, +2m Remainder



Section	L1000	L800	L600	L400	L200
Section Times	0:57.56 (0:13.18)	0:44.38 [7] (0:10.45)	0:33.93 [10] (0:10.86)	0:23.07 [10] (0:11.13)	0:11.94 [11] (0:11.94)
Average Speed [km/h]	55.3	68.8	66.3	64.8	60.3
Top Speed [km/h]	71.4	71.5	68.9	66.3	64.6
Avg. Dist. to Rail [m]	1.4	0.6	0.5	0.4	1.2
Avg. Stride Freq. [Hz]	2.6	2.5	2.5	2.4	2.4
Avg. Stride Length [m]	6.5	7.7	7.5	7.5	7.3



- [ ] Ranking at each section and finish
- :-:- No data available at this section
- NA No data available

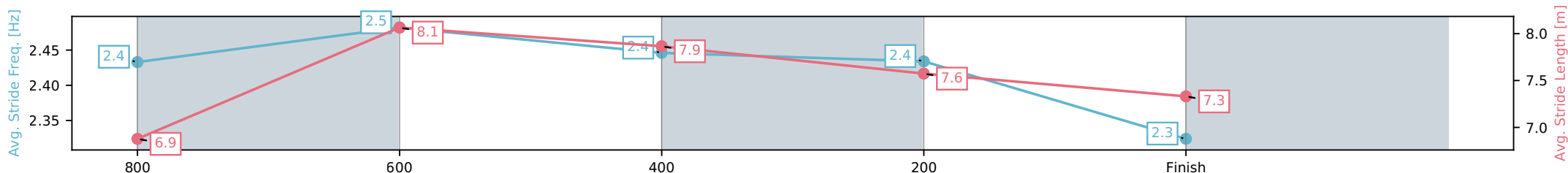
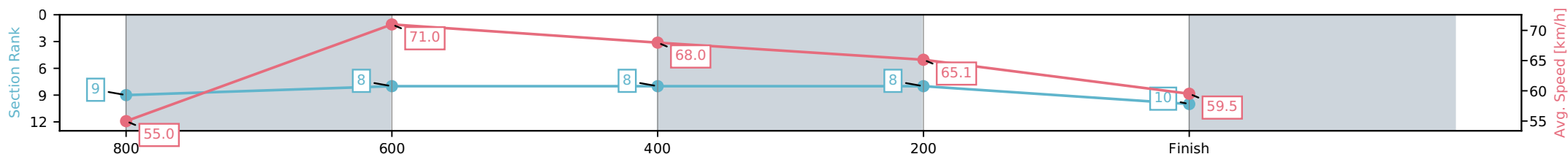
Horse/Jockey Name	Exolent Choice/Jason Babarovich
Finish Rank	10
Fastest Section Time (Section)	0:10.31 (800-600)
Top Speed [km/h] (Section)	71.8 (800-600)
Race State	PUBLISHED



Townsville QLD --Professional-2026-06-28  
 Race 4: Great Northern Brewing Co BM60 Handicap - 1000m  
 28 June 2026 - 2:26PM  
 Track Rating: Good 4, Weather: Overcast, Rail Position: +4m 1000m-W/  
 Post, +2m Remainder



Section	L1000	L800	L600	L400	L200
Section Times	0:57.57 (0:13.20)	0:44.37 [9] (0:10.31)	0:34.06 [8] (0:10.82)	0:23.24 [8] (0:11.14)	0:12.10 [8] (0:12.10)
Average Speed [km/h]	55.0	71.0	68.0	65.1	59.5
Top Speed [km/h]	70.9	71.8	69.8	66.9	62.8
Avg. Dist. to Rail [m]	3.9	4.2	4.2	4.6	9.1
Avg. Stride Freq. [Hz]	2.4	2.5	2.4	2.4	2.3
Avg. Stride Length [m]	6.9	8.1	7.9	7.6	7.3



- [ ] Ranking at each section and finish
- :-:- No data available at this section
- NA No data available

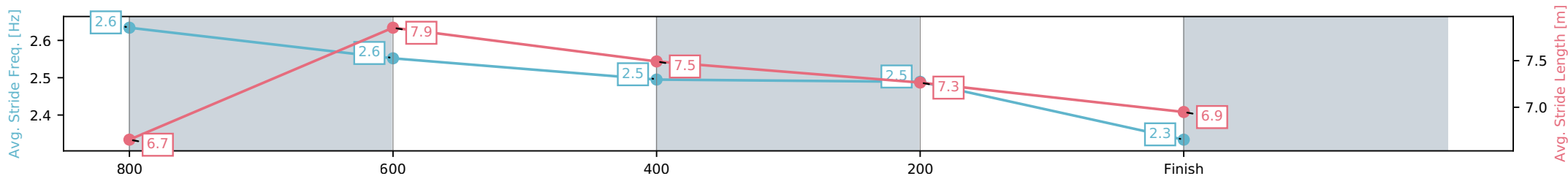
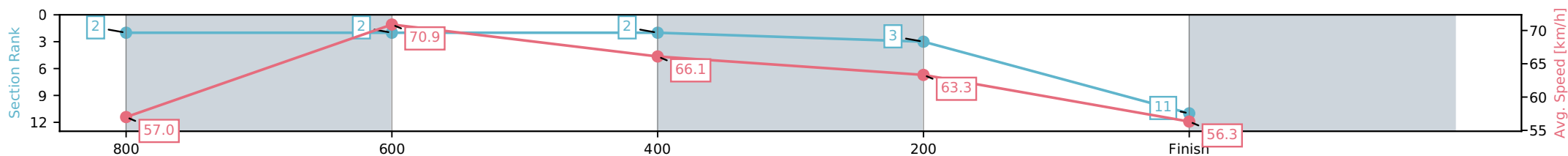
Horse/Jockey Name	Babushka Miss/Ryan Wiggins
Finish Rank	11
Fastest Section Time (Section)	0:10.24 (800-600)
Top Speed [km/h] (Section)	76.0 (800-600)
Race State	PUBLISHED



Townsville QLD --Professional-2026-06-28  
 Race 4: Great Northern Brewing Co BM60 Handicap - 1000m  
 28 June 2026 - 2:26PM  
 Track Rating: Good 4, Weather: Overcast, Rail Position: +4m 1000m-W/  
 Post, +2m Remainder



Section	L1000	L800	L600	L400	L200
Section Times	0:58.11 (0:12.74)	0:45.37 [2] (0:10.24)	0:35.13 [2] (0:10.96)	0:24.17 [2] (0:11.38)	0:12.79 [3] (0:12.79)
Average Speed [km/h]	57.0	70.9	66.1	63.3	56.3
Top Speed [km/h]	74.9	76.0	68.0	65.8	60.4
Avg. Dist. to Rail [m]	7.3	2.6	1.2	0.7	2.2
Avg. Stride Freq. [Hz]	2.6	2.6	2.5	2.5	2.3
Avg. Stride Length [m]	6.7	7.9	7.5	7.3	6.9



- [ ] Ranking at each section and finish
- :-:- No data available at this section
- NA No data available



**Townsville QLD**  
**Race 5: LADBROKES MAGNETIC ISLAND MILE OPEN Handicap - 1609m**  
 28 June 2026 - 3:05PM



Track Rating: Good 4, Weather: Overcast, Rail Position: +4m 1000m-W/Post, +2m Remainder

Field Times  
(Race Tempo)

1:36.21 (0:15.13)    1:21.08 (0:10.84)    1:10.23 (0:11.12)    0:59.11 (0:11.47)    0:47.64 (0:11.34)    0:36.30 (0:11.68)    0:24.61 (0:11.93)    0:12.68 (0:12.68)

Rank	TAB#	Horse	Overall Time	First 400m	Top Speed km/h (Section)	L1609	L1400	L1200	L1000	L800	L600	L400	L200
	(BAR#)	Jockey	Margin (DT-W)	Last 600m	Fastest Section (Time)	Start - 1400	1400 - 1200	1200 - 1000	1000 - 800	800 - 600	600 - 400	400 - 200	200 - Finish
1	5	Going Nuclear	1:36.21	0:26.27	65.8 (1609 - 1400)	1:36.21	1:20.57 [8]	1:09.43 [7]	0:58.04 [7]	0:46.67 [8]	0:35.08 [9]	0:23.61 [7]	0:12.04 [5]
	(3)	Olivia Kendal		0:35.08	1400-1200 (0:11.14)	(0:15.64)	(0:11.14)	(0:11.39)	(0:11.37)	(0:11.58)	(0:11.47)	(0:11.57)	(0:12.04)
2	4	Free Carry	1:36.28	0:25.50	67.9 (1400-1200)	1:36.28	1:21.15 [1]	1:10.30 [1]	0:59.18 [1]	0:47.71 [1]	0:36.36 [1]	0:24.68 [1]	0:12.75 [1]
	(8)	Adam Sewell	0.5L (+0)	0:36.36	1400-1200 (0:10.84)	(0:15.13)	(0:10.84)	(0:11.12)	(0:11.48)	(0:11.34)	(0:11.68)	(0:11.93)	(0:12.75)
3	3	Beau Rain	1:36.48	0:25.76	66.8 (1400-1200)	1:36.48	1:21.34 [2]	1:10.22 [2]	0:58.92 [2]	0:47.50 [2]	0:35.97 [2]	0:24.32 [2]	0:12.48 [3]
	(6)	Aidan Holt	1.6L (+2)	0:35.97	1400-1200 (0:11.11)	(0:15.14)	(0:11.11)	(0:11.31)	(0:11.42)	(0:11.52)	(0:11.65)	(0:11.84)	(0:12.48)
4	1	Smart Legend	1:36.57	0:26.02	65.5 (1400-1200)	1:36.57	1:21.21 [5]	1:10.04 [4]	0:58.71 [4]	0:47.34 [4]	0:35.88 [3]	0:24.24 [3]	0:12.52 [4]
	(2)	Ryan Wiggins	2.1L (-1)	0:35.88	1400-1200 (0:11.17)	(0:15.36)	(0:11.17)	(0:11.33)	(0:11.37)	(0:11.46)	(0:11.63)	(0:11.73)	(0:12.52)
5	7	Hyde Park	1:36.59	0:26.42	65.7 (600-400)	1:36.59	1:20.94 [9]	1:09.65 [9]	0:58.18 [9]	0:46.90 [9]	0:35.54 [8]	0:24.26 [4]	0:12.60 [2]
	(9)	Ben Kennedy	2.3L (+4)	0:35.54	600-400 (0:11.28)	(0:15.65)	(0:11.29)	(0:11.47)	(0:11.29)	(0:11.35)	(0:11.28)	(0:11.66)	(0:12.60)
6	9	John Joseph	1:36.63	0:26.04	66.1 (1400-1200)	1:36.63	1:21.33 [3]	1:10.08 [5]	0:58.74 [5]	0:47.26 [5]	0:35.69 [5]	0:24.14 [5]	0:12.38 [6]
	(4)	Fiona Sandkuhl	2.5L (-1)	0:35.69	1400-1200 (0:11.24)	(0:15.30)	(0:11.24)	(0:11.34)	(0:11.48)	(0:11.57)	(0:11.55)	(0:11.76)	(0:12.38)
7	8	Canberra Legend	1:36.94	0:26.15	66.1 (1400-1200)	1:36.94	1:21.44 [6]	1:10.27 [6]	0:58.83 [6]	0:47.46 [6]	0:35.90 [7]	0:24.30 [8]	0:12.50 [7]
	(7)	Sean Cormack	4.3L (+5)	0:35.90	1400-1200 (0:11.16)	(0:15.50)	(0:11.16)	(0:11.44)	(0:11.37)	(0:11.56)	(0:11.60)	(0:11.80)	(0:12.50)
8	6	Ella Te Ama	1:37.08	0:26.29	65.5 (1400-1200)	1:37.08	1:21.53 [7]	1:10.26 [8]	0:58.84 [8]	0:47.59 [7]	0:36.08 [6]	0:24.31 [9]	0:12.39 [8]
	(1)	Lacey Morrison	5.2L (-1)	0:36.07	1000-800 (0:11.25)	(0:15.55)	(0:11.27)	(0:11.42)	(0:11.25)	(0:11.51)	(0:11.76)	(0:11.92)	(0:12.39)
9	2	Hopeful	1:38.55	0:25.83	66.5 (1400-1200)	1:38.55	1:23.24 [4]	1:12.22 [3]	1:00.94 [3]	0:49.38 [3]	0:37.75 [4]	0:25.97 [6]	0:13.82 [9]
	(5)	Nathan Thomas	13.8L (+2)	0:37.75	1400-1200 (0:11.02)	(0:15.31)	(0:11.02)	(0:11.28)	(0:11.56)	(0:11.63)	(0:11.78)	(0:12.15)	(0:13.82)

Report Created: Sun 28 June 2026

(Note: Races are conducted over an approximate distance as close as possible to the advertised distance, and recorded data may vary accordingly. Official times refer to race times only and do not include handicap times.)

[ ] Position in running at each section and finish    TAB# Saddle cloth number  
 -:-:- No data available at this section    BAR# Barrier/Gate Position  
 NA No data available    DNF Did not finish  
 DNT Did not track    DT-W Distance travelled compared to winner in metres

Fastest split  
 Fastest section

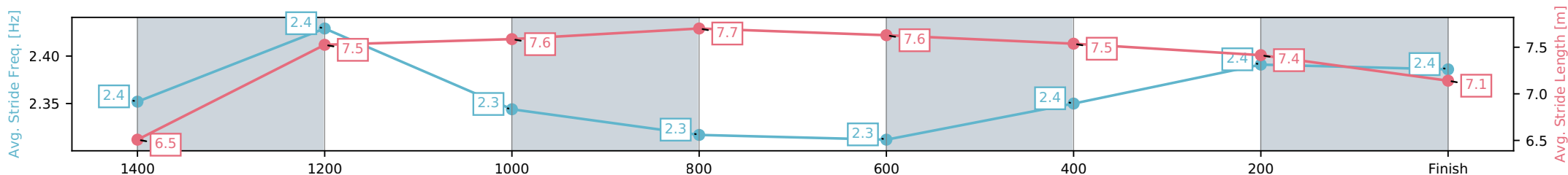
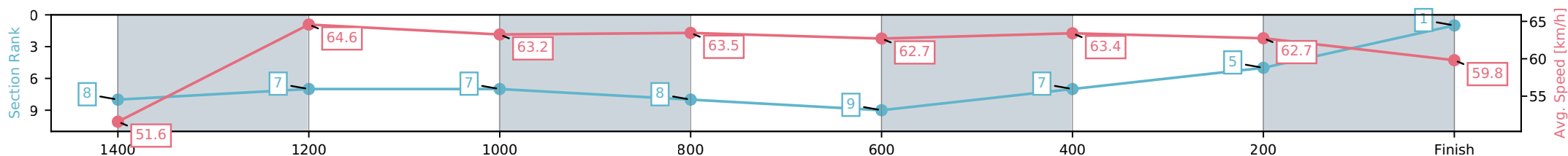
Horse/Jockey Name	Going Nuclear/Olivia Kendal
Finish Rank	1
Fastest Section Time (Section)	0:11.14 (1400-1200)
Top Speed [km/h] (Section)	65.8 (1609 - 1400)
Race State	Finished



Townsville QLD --Professional-2026-06-28  
 Race 5: LADBROKES MAGNETIC ISLAND MILE OPEN  
 Handicap - 1609m  
 28 June 2026 - 3:05PM  
 Track Rating: Good 4, Weather: Overcast, Rail Position: +4m 1000m-W/  
 Post, +2m Remainder



Section	L1609	L1400	L1200	L1000	L800	L600	L400	L200
Section Times	1:36.21 (0:15.64)	1:20.57 [8] (0:11.14)	1:09.43 [7] (0:11.39)	0:58.04 [7] (0:11.37)	0:46.67 [8] (0:11.58)	0:35.08 [9] (0:11.47)	0:23.61 [7] (0:11.57)	0:12.04 [5] (0:12.04)
Average Speed [km/h]	51.6	64.6	63.2	63.5	62.7	63.4	62.7	59.8
Top Speed [km/h]	65.8	65.7	63.6	64.3	63.0	64.2	63.8	62.8
Avg. Dist. to Rail [m]	4.2	0.5	0.3	1.3	1.8	2.2	6.3	10.0
Avg. Stride Freq. [Hz]	2.4	2.4	2.3	2.3	2.3	2.4	2.4	2.4
Avg. Stride Length [m]	6.5	7.5	7.6	7.7	7.6	7.5	7.4	7.1



- [ ] Ranking at each section and finish
- :-:- No data available at this section
- NA No data available

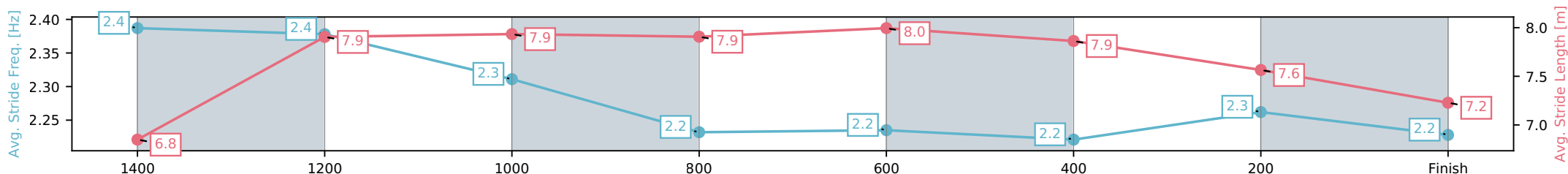
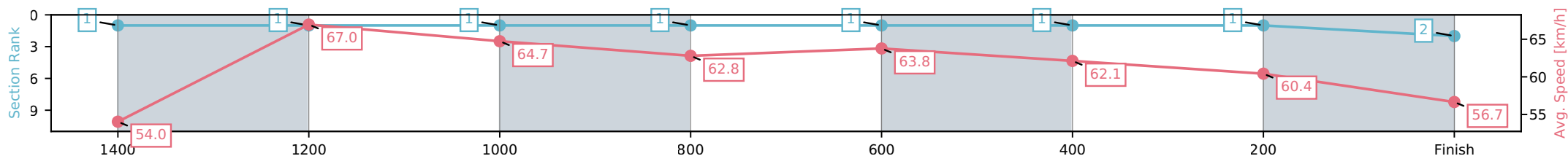
Horse/Jockey Name	Free Carry/Adam Sewell
Finish Rank	2
Fastest Section Time (Section)	0:10.84 (1400-1200)
Top Speed [km/h] (Section)	67.9 (1400-1200)
Race State	Finished



Townsville QLD --Professional-2026-06-28  
 Race 5: LADBROKES MAGNETIC ISLAND MILE OPEN  
 Handicap - 1609m  
 28 June 2026 - 3:05PM  
 Track Rating: Good 4, Weather: Overcast, Rail Position: +4m 1000m-W/  
 Post, +2m Remainder



Section	L1609	L1400	L1200	L1000	L800	L600	L400	L200
Section Times	1:36.28 (0:15.13)	1:21.15 [1] (0:10.84)	1:10.30 [1] (0:11.12)	0:59.18 [1] (0:11.48)	0:47.71 [1] (0:11.34)	0:36.36 [1] (0:11.68)	0:24.68 [1] (0:11.93)	0:12.75 [1] (0:12.75)
Average Speed [km/h]	54.0	67.0	64.7	62.8	63.8	62.1	60.4	56.7
Top Speed [km/h]	66.7	67.9	67.1	63.1	64.1	63.6	61.4	59.0
Avg. Dist. to Rail [m]	8.3	2.2	0.3	1.0	1.0	1.3	1.6	1.7
Avg. Stride Freq. [Hz]	2.4	2.4	2.3	2.2	2.2	2.2	2.3	2.2
Avg. Stride Length [m]	6.8	7.9	7.9	7.9	8.0	7.9	7.6	7.2



[ ] Ranking at each section and finish  
 -:-:- No data available at this section  
 NA No data available

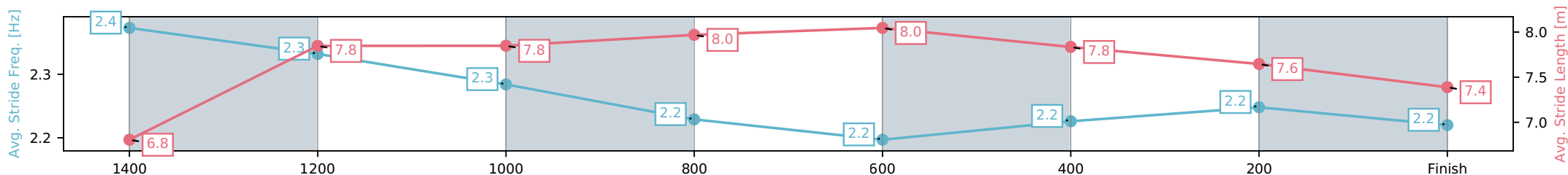
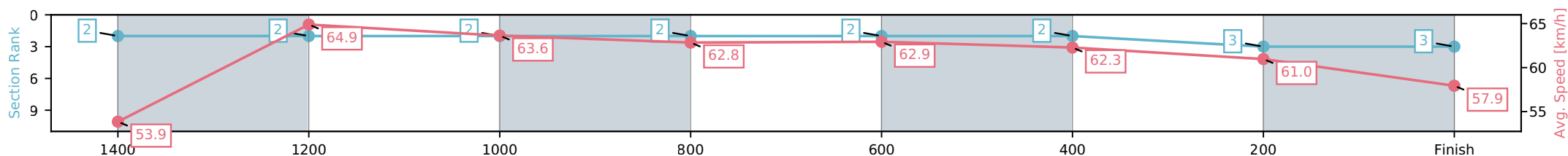
Horse/Jockey Name	Beau Rain/Aidan Holt
Finish Rank	3
Fastest Section Time (Section)	0:11.11 (1400-1200)
Top Speed [km/h] (Section)	66.8 (1400-1200)
Race State	Finished



Townsville QLD --Professional-2026-06-28  
 Race 5: LADBROKES MAGNETIC ISLAND MILE OPEN  
 Handicap - 1609m  
 28 June 2026 - 3:05PM  
 Track Rating: Good 4, Weather: Overcast, Rail Position: +4m 1000m-W/  
 Post, +2m Remainder



Section	L1609	L1400	L1200	L1000	L800	L600	L400	L200
Section Times	1:36.48 (0:15.14)	1:21.34 [2] (0:11.11)	1:10.22 [2] (0:11.31)	0:58.92 [2] (0:11.42)	0:47.50 [2] (0:11.52)	0:35.97 [2] (0:11.65)	0:24.32 [2] (0:11.84)	0:12.48 [3] (0:12.48)
Average Speed [km/h]	53.9	64.9	63.6	62.8	62.9	62.3	61.0	57.9
Top Speed [km/h]	66.6	66.8	64.2	63.6	63.2	62.9	62.2	59.6
Avg. Dist. to Rail [m]	6.9	0.8	0.6	1.0	1.2	1.7	2.2	3.8
Avg. Stride Freq. [Hz]	2.4	2.3	2.3	2.2	2.2	2.2	2.2	2.2
Avg. Stride Length [m]	6.8	7.8	7.8	8.0	8.0	7.8	7.6	7.4



- [ ] Ranking at each section and finish
- :-:- No data available at this section
- NA No data available

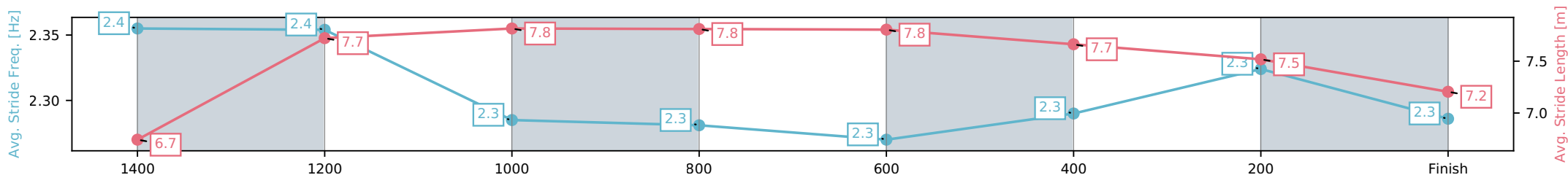
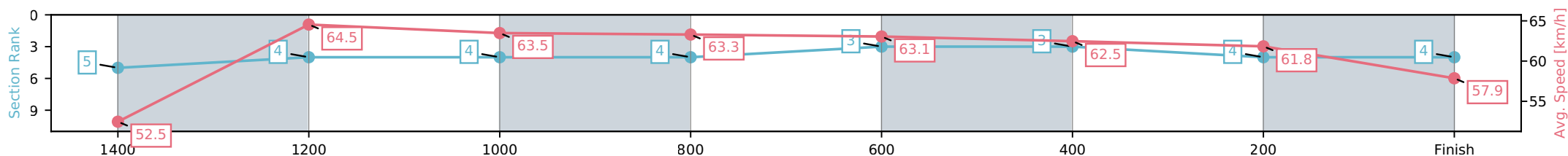
Horse/Jockey Name	Smart Legend/Ryan Wiggins
Finish Rank	4
Fastest Section Time (Section)	0:11.17 (1400-1200)
Top Speed [km/h] (Section)	65.5 (1400-1200)
Race State	Finished



Townsville QLD --Professional-2026-06-28  
 Race 5: LADBROKES MAGNETIC ISLAND MILE OPEN  
 Handicap - 1609m  
 28 June 2026 - 3:05PM  
 Track Rating: Good 4, Weather: Overcast, Rail Position: +4m 1000m-W/  
 Post, +2m Remainder



Section	L1609	L1400	L1200	L1000	L800	L600	L400	L200
Section Times	1:36.57 (0:15.36)	1:21.21 [5] (0:11.17)	1:10.04 [4] (0:11.33)	0:58.71 [4] (0:11.37)	0:47.34 [4] (0:11.46)	0:35.88 [3] (0:11.63)	0:24.24 [3] (0:11.73)	0:12.52 [4] (0:12.52)
Average Speed [km/h]	52.5	64.5	63.5	63.3	63.1	62.5	61.8	57.9
Top Speed [km/h]	64.4	65.5	63.9	63.9	63.5	63.2	63.0	60.6
Avg. Dist. to Rail [m]	3.7	0.4	0.4	1.0	1.2	1.8	5.6	7.3
Avg. Stride Freq. [Hz]	2.4	2.4	2.3	2.3	2.3	2.3	2.3	2.3
Avg. Stride Length [m]	6.7	7.7	7.8	7.8	7.8	7.7	7.5	7.2



- [ ] Ranking at each section and finish
- :-:- No data available at this section
- NA No data available

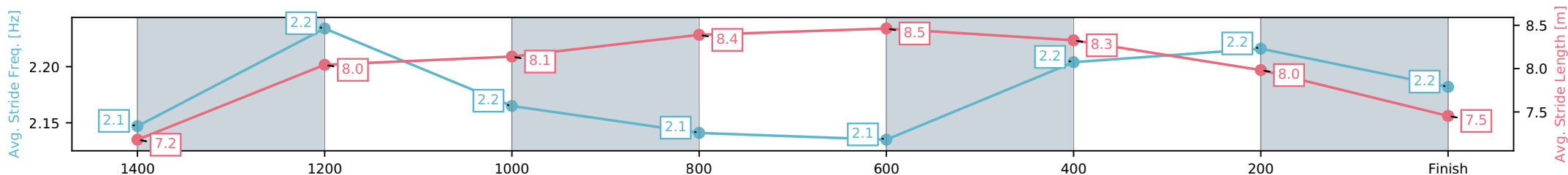
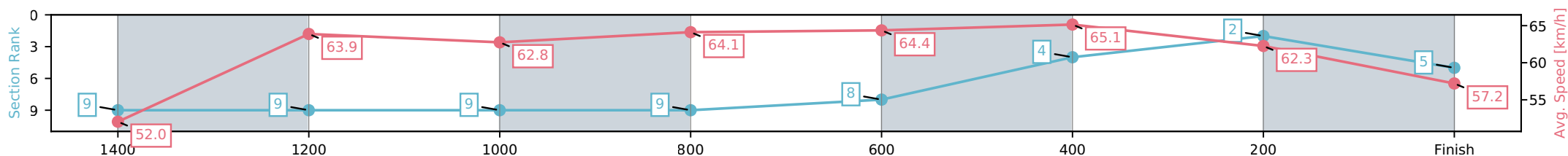
Horse/Jockey Name	Hyde Park/Ben Kennedy
Finish Rank	5
Fastest Section Time (Section)	0:11.28 (600-400)
Top Speed [km/h] (Section)	65.7 (600-400)
Race State	Finished



Townsville QLD --Professional-2026-06-28  
 Race 5: LADBROKES MAGNETIC ISLAND MILE OPEN  
 Handicap - 1609m  
 28 June 2026 - 3:05PM  
 Track Rating: Good 4, Weather: Overcast, Rail Position: +4m 1000m-W/  
 Post, +2m Remainder



Section	L1609	L1400	L1200	L1000	L800	L600	L400	L200
Section Times	1:36.59 (0:15.65)	1:20.94 [9] (0:11.29)	1:09.65 [9] (0:11.47)	0:58.18 [9] (0:11.29)	0:46.90 [9] (0:11.35)	0:35.54 [8] (0:11.28)	0:24.26 [4] (0:11.66)	0:12.60 [2] (0:12.60)
Average Speed [km/h]	52.0	63.9	62.8	64.1	64.4	65.1	62.3	57.2
Top Speed [km/h]	64.0	65.0	63.5	65.6	65.1	65.7	64.5	59.3
Avg. Dist. to Rail [m]	7.7	0.8	1.0	1.4	3.3	4.0	5.8	7.7
Avg. Stride Freq. [Hz]	2.1	2.2	2.2	2.1	2.1	2.2	2.2	2.2
Avg. Stride Length [m]	7.2	8.0	8.1	8.4	8.5	8.3	8.0	7.5



- [ ] Ranking at each section and finish
- :-:- No data available at this section
- NA No data available

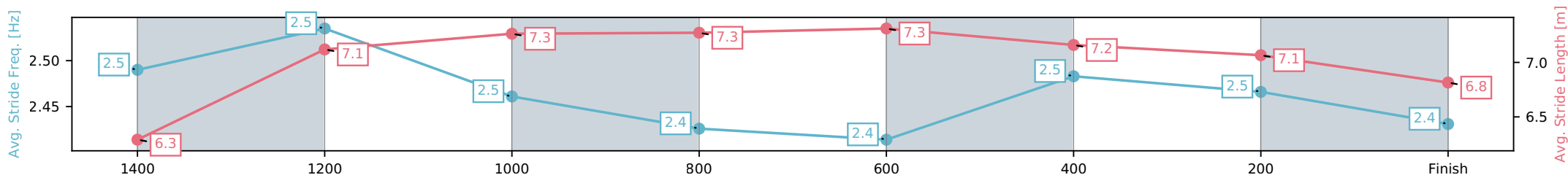
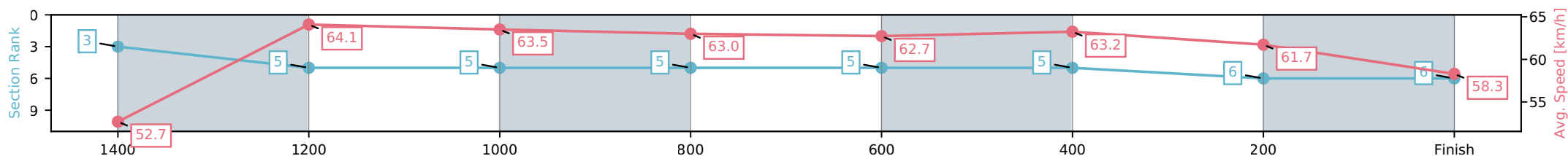
Horse/Jockey Name	John Joseph/Fiona Sandkuhl
Finish Rank	6
Fastest Section Time (Section)	0:11.24 (1400-1200)
Top Speed [km/h] (Section)	66.1 (1400-1200)
Race State	Finished



Townsville QLD --Professional-2026-06-28  
 Race 5: LADBROKES MAGNETIC ISLAND MILE OPEN  
 Handicap - 1609m  
 28 June 2026 - 3:05PM  
 Track Rating: Good 4, Weather: Overcast, Rail Position: +4m 1000m-W/  
 Post, +2m Remainder



Section	L1609	L1400	L1200	L1000	L800	L600	L400	L200
Section Times	1:36.63 (0:15.30)	1:21.33 [3] (0:11.24)	1:10.08 [5] (0:11.34)	0:58.74 [5] (0:11.48)	0:47.26 [5] (0:11.57)	0:35.69 [5] (0:11.55)	0:24.14 [5] (0:11.76)	0:12.38 [6] (0:12.38)
Average Speed [km/h]	52.7	64.1	63.5	63.0	62.7	63.2	61.7	58.3
Top Speed [km/h]	64.6	66.1	64.4	64.6	64.4	63.6	62.5	60.4
Avg. Dist. to Rail [m]	4.2	0.7	0.9	1.1	1.7	3.2	5.2	8.2
Avg. Stride Freq. [Hz]	2.5	2.5	2.5	2.4	2.4	2.5	2.5	2.4
Avg. Stride Length [m]	6.3	7.1	7.3	7.3	7.3	7.2	7.1	6.8



[ ] Ranking at each section and finish  
 -:-:- No data available at this section  
 NA No data available

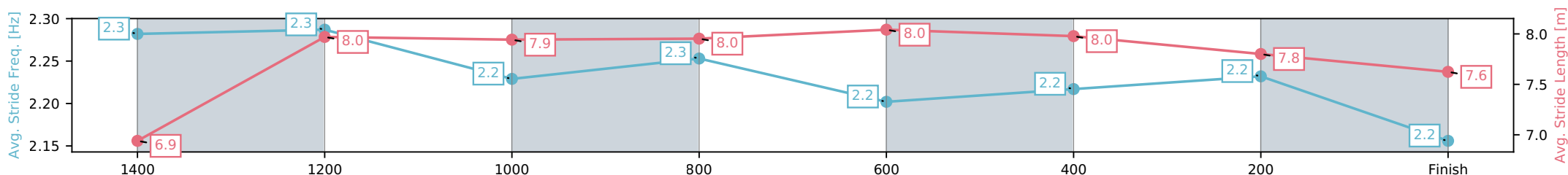
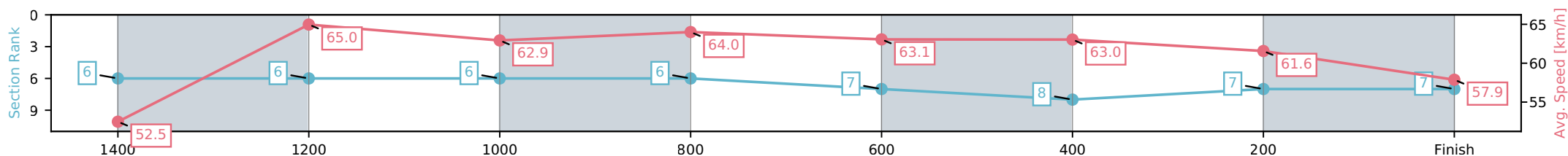
Horse/Jockey Name	Canberra Legend/Sean Cormack
Finish Rank	7
Fastest Section Time (Section)	0:11.16 (1400-1200)
Top Speed [km/h] (Section)	66.1 (1400-1200)
Race State	Finished



Townsville QLD --Professional-2026-06-28  
 Race 5: LADBROKES MAGNETIC ISLAND MILE OPEN  
 Handicap - 1609m  
 28 June 2026 - 3:05PM  
 Track Rating: Good 4, Weather: Overcast, Rail Position: +4m 1000m-W/  
 Post, +2m Remainder



Section	L1609	L1400	L1200	L1000	L800	L600	L400	L200
Section Times	1:36.94 (0:15.50)	1:21.44 [6] (0:11.16)	1:10.27 [6] (0:11.44)	0:58.83 [6] (0:11.37)	0:47.46 [6] (0:11.56)	0:35.90 [7] (0:11.60)	0:24.30 [8] (0:11.80)	0:12.50 [7] (0:12.50)
Average Speed [km/h]	52.5	65.0	62.9	64.0	63.1	63.0	61.6	57.9
Top Speed [km/h]	63.7	66.1	63.5	64.9	63.5	63.7	62.7	59.9
Avg. Dist. to Rail [m]	7.2	2.4	2.0	1.9	2.7	3.3	6.8	8.6
Avg. Stride Freq. [Hz]	2.3	2.3	2.2	2.3	2.2	2.2	2.2	2.2
Avg. Stride Length [m]	6.9	8.0	7.9	8.0	8.0	8.0	7.8	7.6



- [ ] Ranking at each section and finish
- :-:- No data available at this section
- NA No data available

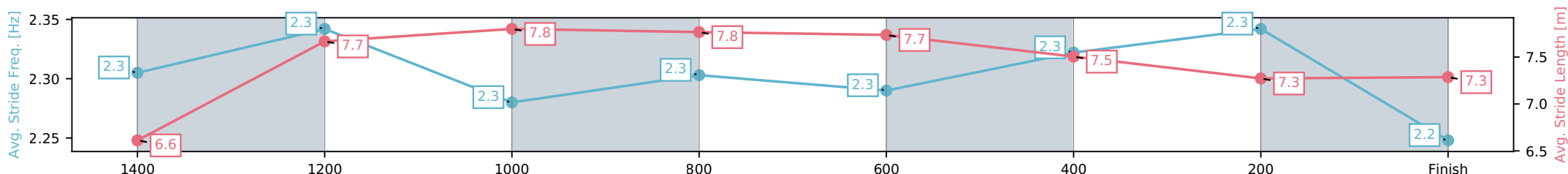
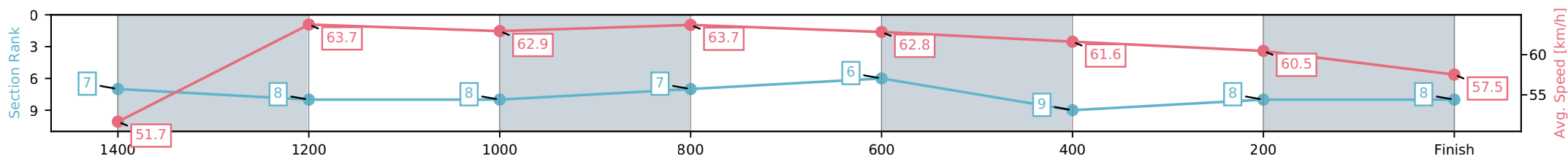
Horse/Jockey Name	Ella Te Ama/Lacey Morrison
Finish Rank	8
Fastest Section Time (Section)	0:11.25 (1000-800)
Top Speed [km/h] (Section)	65.5 (1400-1200)
Race State	Finished



Townsville QLD --Professional-2026-06-28  
 Race 5: LADBROKES MAGNETIC ISLAND MILE OPEN  
 Handicap - 1609m  
 28 June 2026 - 3:05PM  
 Track Rating: Good 4, Weather: Overcast, Rail Position: +4m 1000m-W/  
 Post, +2m Remainder



Section	L1609	L1400	L1200	L1000	L800	L600	L400	L200
Section Times	1:37.08 (0:15.55)	1:21.53 [7] (0:11.27)	1:10.26 [8] (0:11.42)	0:58.84 [8] (0:11.25)	0:47.59 [7] (0:11.51)	0:36.08 [6] (0:11.76)	0:24.31 [9] (0:11.92)	0:12.39 [8] (0:12.39)
Average Speed [km/h]	51.7	63.7	62.9	63.7	62.8	61.6	60.5	57.5
Top Speed [km/h]	63.9	65.5	63.3	64.8	63.3	62.9	61.3	59.9
Avg. Dist. to Rail [m]	2.6	0.9	0.9	1.0	0.9	1.3	1.8	3.3
Avg. Stride Freq. [Hz]	2.3	2.3	2.3	2.3	2.3	2.3	2.3	2.2
Avg. Stride Length [m]	6.6	7.7	7.8	7.8	7.7	7.5	7.3	7.3



- [ ] Ranking at each section and finish
- :-:- No data available at this section
- NA No data available

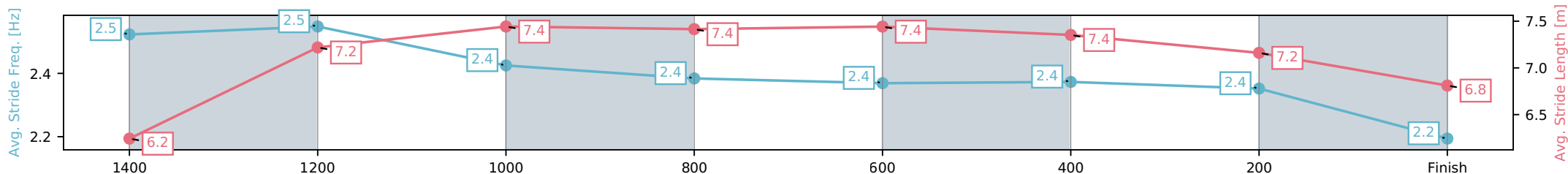
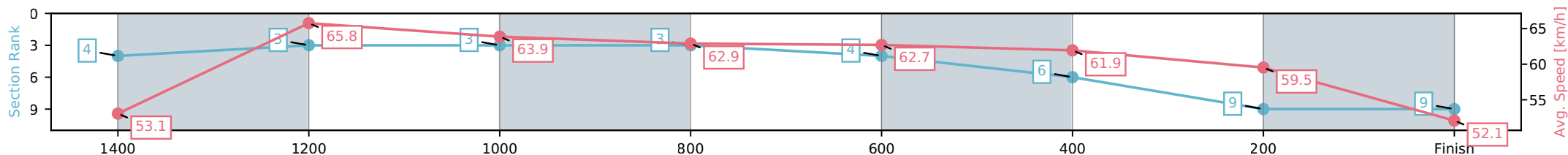
Horse/Jockey Name	Hopeful/Nathan Thomas
Finish Rank	9
Fastest Section Time (Section)	0:11.02 (1400-1200)
Top Speed [km/h] (Section)	66.5 (1400-1200)
Race State	Finished



Townsville QLD --Professional-2026-06-28  
 Race 5: LADBROKES MAGNETIC ISLAND MILE OPEN  
 Handicap - 1609m  
 28 June 2026 - 3:05PM  
 Track Rating: Good 4, Weather: Overcast, Rail Position: +4m 1000m-W/  
 Post, +2m Remainder



Section	L1609	L1400	L1200	L1000	L800	L600	L400	L200
Section Times	1:38.55 (0:15.31)	1:23.24 [4] (0:11.02)	1:12.22 [3] (0:11.28)	1:00.94 [3] (0:11.56)	0:49.38 [3] (0:11.63)	0:37.75 [4] (0:11.78)	0:25.97 [6] (0:12.15)	0:13.82 [9] (0:13.82)
Average Speed [km/h]	53.1	65.8	63.9	62.9	62.7	61.9	59.5	52.1
Top Speed [km/h]	65.1	66.5	65.3	63.7	63.4	63.2	60.5	57.3
Avg. Dist. to Rail [m]	6.4	2.4	1.6	2.0	2.7	2.7	4.1	4.3
Avg. Stride Freq. [Hz]	2.5	2.5	2.4	2.4	2.4	2.4	2.4	2.2
Avg. Stride Length [m]	6.2	7.2	7.4	7.4	7.4	7.4	7.2	6.8



[ ] Ranking at each section and finish  
 -:-:- No data available at this section  
 NA No data available



# Townsville QLD

## Race 6: Boots & Beats next Sunday BM65 Handicap - 1400m

28 June 2026 - 3:45PM



Track Rating: Good 4, Weather: Overcast, Rail Position: +4m 1000m-W/Post, +2m Remainder

Field Times (Race Tempo)      1:23.22    1:08.93    0:57.57    0:46.09    0:34.73    0:23.41    0:11.99  
 (0:14.29)    (0:11.37)    (0:11.48)    (0:11.36)    (0:11.31)    (0:11.42)    (0:11.99)

Rank	TAB#	Horse	Overall Time	First 400m	Top Speed km/h (Section)	L1400	L1200	L1000	L800	L600	L400	L200	
	(BAR#)	Jockey	Margin (DT-W)	Last 600m	Fastest Section (Time)	Start - 1200	1200 - 1000	1000 - 800	800 - 600	600 - 400	400 - 200	200 - Finish	
1	2	El Pensador	1:23.22	0:25.99	65.6 (600-400)	1:23.22	1:08.62 [3]	0:57.23 [5]	0:45.80 [5]	0:34.47 [4]	0:23.21 [2]	0:11.99 [1]	
	(8)	Lacey Morrison		0:34.47	400-200 (0:11.22)	(0:14.60)	(0:11.39)	(0:11.44)	(0:11.33)	0:11.26	0:11.22	(0:11.99)	
2	7	Got Gumption	1:23.54	0:26.28	65.7 (600-400)	1:23.54	1:08.70 [6]	0:57.26 [8]	0:45.85 [7]	0:34.50 [8]	0:23.13 [8]	0:11.84 [4]	
	(7)	Ben Kennedy	1.9L (+4)	0:34.50	400-200 (0:11.29)	(0:14.84)	(0:11.44)	(0:11.41)	(0:11.35)	(0:11.37)	(0:11.29)	(0:11.84)	
3	1	Colleano	1:23.62	0:25.86	65.7 (1400 - 1200)	1:23.62	1:08.99 [4]	0:57.77 [3]	0:46.26 [3]	0:34.82 [5]	0:23.54 [4]	0:12.22 [3]	
	(3)	Aidan Holt	2.3L (-3)	0:34.83	1200-1000 (0:11.23)	(0:14.63)	0:11.23	(0:11.51)	(0:11.44)	(0:11.29)	(0:11.32)	(0:12.22)	
4	3	Chartwell	1:23.67	0:25.66	66.6 (1400 - 1200)	1:23.67	1:09.38 [1]	0:58.02 [1]	0:46.54 [1]	0:35.18 [1]	0:23.86 [1]	0:12.33 [2]	
	(9)	Ryan Wiggins	2.6L (-4)	0:35.17	600-400 (0:11.31)	0:14.29	(0:11.37)	(0:11.48)	(0:11.36)	(0:11.31)	(0:11.53)	(0:12.33)	
5	9	Read 'Em And Weep	1:23.81	0:26.90	67.2 (800-600)	1:23.81	1:08.59 [10]	0:56.91 [10]	0:45.65 [10]	0:34.49 [10]	0:23.13 [10]	0:11.77 [9]	
	(10)	Olivia Kendal	3.4L (-1)	0:34.49	800-600 (0:11.15)	(0:15.22)	(0:11.68)	0:11.26	(0:11.15)	(0:11.36)	(0:11.36)	0:11.77	
6	4	Medal	1:23.81	0:26.48	65.1 (600-400)	1:23.81	1:08.78 [9]	0:57.33 [9]	0:45.86 [9]	0:34.50 [9]	0:23.14 [9]	0:11.82 [8]	
	(4)	Peta Edwards	3.5L (-4)	0:34.51	400-200 (0:11.32)	(0:15.03)	(0:11.45)	(0:11.47)	(0:11.36)	(0:11.37)	(0:11.32)	(0:11.82)	
7	6	Materialist	1:23.96	0:26.25	64.8 (800-600)	1:23.96	1:09.05 [8]	0:57.71 [7]	0:46.26 [8]	0:34.93 [7]	0:23.60 [7]	0:12.17 [5]	
	(2)	Chelsea Jokic	4.3L (-3)	0:34.93	600-400 (0:11.33)	(0:14.91)	(0:11.34)	(0:11.45)	(0:11.34)	(0:11.33)	(0:11.43)	(0:12.17)	
8	5	First Man	1:24.06	0:26.14	65.6 (600-400)	1:24.06	1:09.17 [7]	0:57.92 [6]	0:46.45 [6]	0:35.06 [6]	0:23.70 [6]	0:12.20 [6]	
	(1)	Sean Cormack	4.9L (-2)	0:35.06	1200-1000 (0:11.25)	(0:14.89)	(0:11.25)	(0:11.47)	(0:11.39)	(0:11.36)	(0:11.50)	(0:12.20)	
9	11	Line Of Kings	1:24.46	0:25.69	64.9 (1200-1000)	1:24.46	1:10.00 [2]	0:58.76 [2]	0:47.27 [2]	0:35.91 [2]	0:24.38 [3]	0:12.57 [7]	
	(6)	Isabella Teh	7.2L (+0)	0:35.91	1200-1000 (0:11.23)	(0:14.46)	0:11.23	(0:11.50)	(0:11.35)	(0:11.53)	(0:11.81)	(0:12.57)	
10	10	Ginger Mick	1:24.83	0:25.97	65.3 (1200-1000)	1:24.83	1:10.18 [5]	0:58.86 [4]	0:47.44 [4]	0:36.14 [3]	0:24.48 [5]	0:12.59 [10]	
	(5)	Nathan Thomas	9.4L (-3)	0:36.14	800-600 (0:11.29)	(0:14.65)	(0:11.32)	(0:11.42)	(0:11.29)	(0:11.66)	(0:11.89)	(0:12.59)	

Scratched: Rock The Sunrise (#8)

Report Created: Sun 28 June 2026

(Note: Races are conducted over an approximate distance as close as possible to the advertised distance, and recorded data may vary accordingly. Official times refer to race times only and do not include handicap times.)

[ ] Position in running at each section and finish    TAB# Saddle cloth number

Fastest split

-:-:- No data available at this section

BAR# Barrier/Gate Position

Fastest section

NA No data available

DNF Did not finish

DNT Did not track

DT-W Distance travelled compared to winner in metres

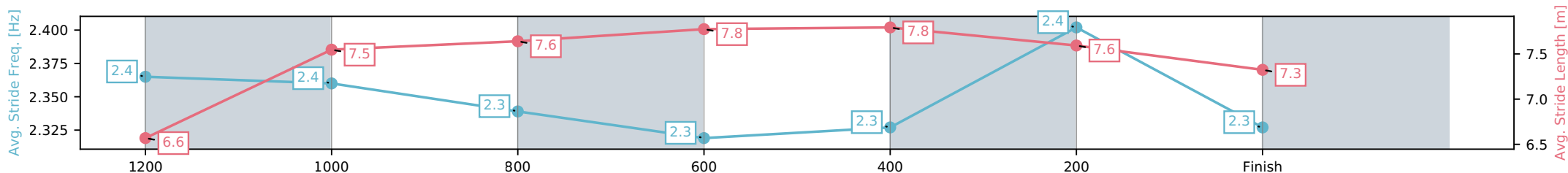
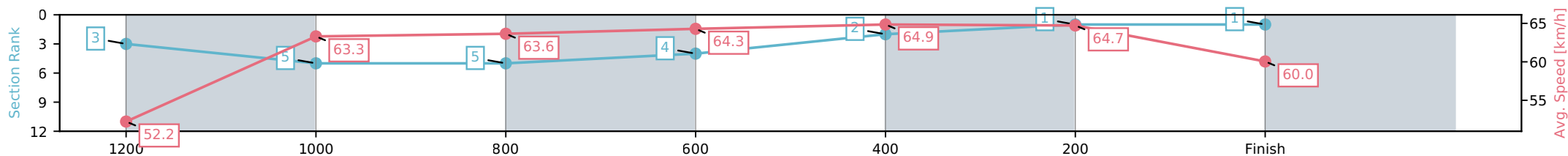
Horse/Jockey Name	El Pensador/Lacey Morrison
Finish Rank	1
Fastest Section Time (Section)	0:11.22 (400-200)
Top Speed [km/h] (Section)	65.6 (600-400)
Race State	Finished



Townsville QLD --Professional-2026-06-28  
 Race 6: Boots & Beats next Sunday BM65 Handicap - 1400m  
 28 June 2026 - 3:45PM  
 Track Rating: Good 4, Weather: Overcast, Rail Position: +4m 1000m-W/  
 Post, +2m Remainder



Section	L1400	L1200	L1000	L800	L600	L400	L200
Section Times	1:23.22 (0:14.60)	1:08.62 [3] (0:11.39)	0:57.23 [5] (0:11.44)	0:45.80 [5] (0:11.33)	0:34.47 [4] (0:11.26)	0:23.21 [2] (0:11.22)	0:11.99 [1] (0:11.99)
Average Speed [km/h]	52.2	63.3	63.6	64.3	64.9	64.7	60.0
Top Speed [km/h]	63.5	63.6	64.3	64.7	65.6	65.6	62.6
Avg. Dist. to Rail [m]	7.6	2.3	1.9	2.4	3.1	4.7	4.7
Avg. Stride Freq. [Hz]	2.4	2.4	2.3	2.3	2.3	2.4	2.3
Avg. Stride Length [m]	6.6	7.5	7.6	7.8	7.8	7.6	7.3



- [ ] Ranking at each section and finish
- :-:- No data available at this section
- NA No data available

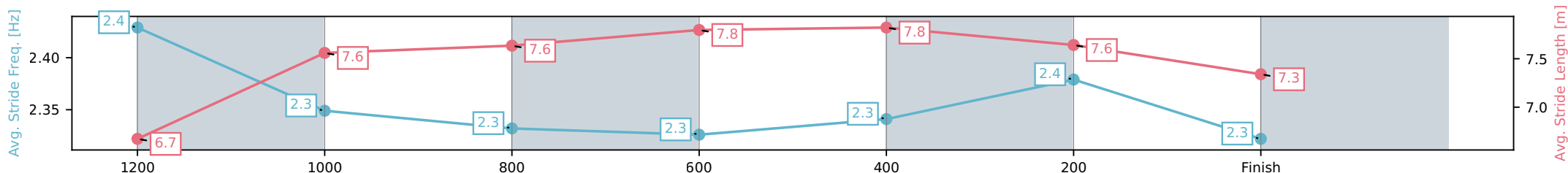
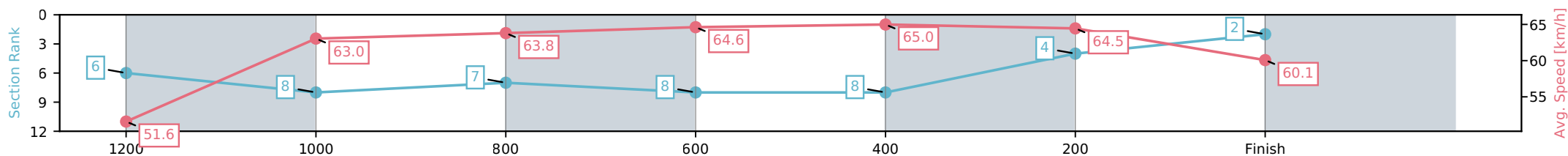
Horse/Jockey Name	Got Gumption/Ben Kennedy
Finish Rank	2
Fastest Section Time (Section)	0:11.29 (400-200)
Top Speed [km/h] (Section)	65.7 (600-400)
Race State	Finished



Townsville QLD --Professional-2026-06-28  
 Race 6: Boots & Beats next Sunday BM65 Handicap - 1400m  
 28 June 2026 - 3:45PM  
 Track Rating: Good 4, Weather: Overcast, Rail Position: +4m 1000m-W/  
 Post, +2m Remainder



Section	L1400	L1200	L1000	L800	L600	L400	L200
Section Times	1:23.54 (0:14.84)	1:08.70 [6] (0:11.44)	0:57.26 [8] (0:11.41)	0:45.85 [7] (0:11.35)	0:34.50 [8] (0:11.37)	0:23.13 [8] (0:11.29)	0:11.84 [4] (0:11.84)
Average Speed [km/h]	51.6	63.0	63.8	64.6	65.0	64.5	60.1
Top Speed [km/h]	65.5	63.6	65.0	65.2	65.7	65.7	62.1
Avg. Dist. to Rail [m]	7.1	1.9	2.3	3.9	5.3	6.4	6.8
Avg. Stride Freq. [Hz]	2.4	2.3	2.3	2.3	2.3	2.4	2.3
Avg. Stride Length [m]	6.7	7.6	7.6	7.8	7.8	7.6	7.3



- [ ] Ranking at each section and finish
- :-:- No data available at this section
- NA No data available

Horse/Jockey Name	Colleano/Aidan Holt
Finish Rank	3
Fastest Section Time (Section)	0:11.23 (1200-1000)
Top Speed [km/h] (Section)	65.7 (1400 - 1200)
Race State	Finished



Townsville QLD --Professional-2026-06-28

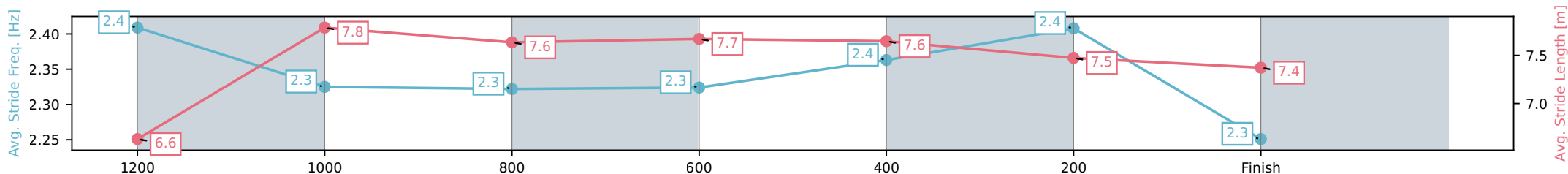
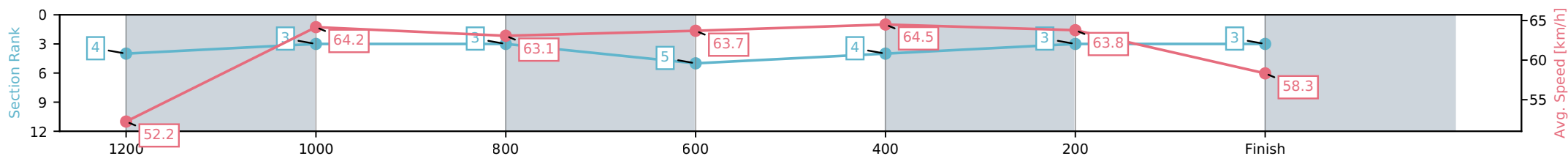
Race 6: Boots & Beats next Sunday BM65 Handicap - 1400m

28 June 2026 - 3:45PM

Track Rating: Good 4, Weather: Overcast, Rail Position: +4m 1000m-W/  
Post, +2m Remainder



Section	L1400	L1200	L1000	L800	L600	L400	L200
Section Times	1:23.62 (0:14.63)	1:08.99 [4] (0:11.23)	0:57.77 [3] (0:11.51)	0:46.26 [3] (0:11.44)	0:34.82 [5] (0:11.29)	0:23.54 [4] (0:11.32)	0:12.22 [3] (0:12.22)
Average Speed [km/h]	52.2	64.2	63.1	63.7	64.5	63.8	58.3
Top Speed [km/h]	65.7	65.1	63.9	64.8	65.6	64.8	61.9
Avg. Dist. to Rail [m]	4.8	1.4	1.5	2.6	2.2	2.1	2.1
Avg. Stride Freq. [Hz]	2.4	2.3	2.3	2.3	2.4	2.4	2.3
Avg. Stride Length [m]	6.6	7.8	7.6	7.7	7.6	7.5	7.4



- [ ] Ranking at each section and finish
- :-:- No data available at this section
- NA No data available

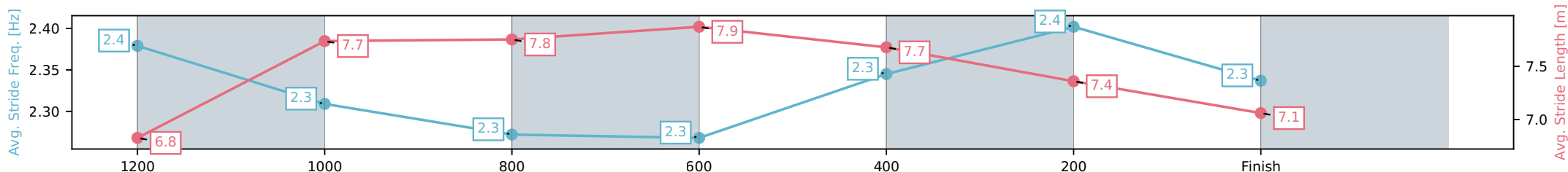
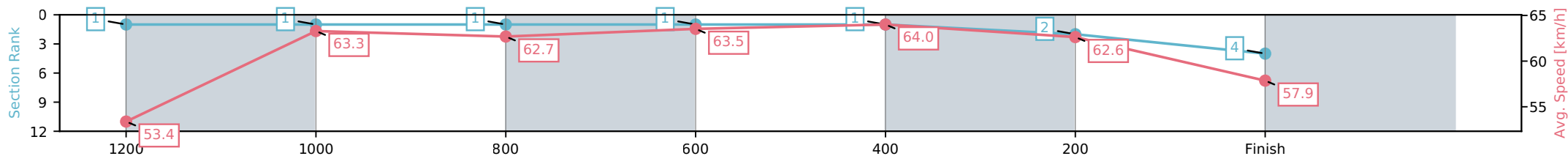
Horse/Jockey Name	Chartwell/Ryan Wiggins
Finish Rank	4
Fastest Section Time (Section)	0:11.31 (600-400)
Top Speed [km/h] (Section)	66.6 (1400 - 1200)
Race State	Finished



Townsville QLD --Professional-2026-06-28  
 Race 6: Boots & Beats next Sunday BM65 Handicap - 1400m  
 28 June 2026 - 3:45PM  
 Track Rating: Good 4, Weather: Overcast, Rail Position: +4m 1000m-W/  
 Post, +2m Remainder



Section	L1400	L1200	L1000	L800	L600	L400	L200
Section Times	1:23.67 (0:14.29)	1:09.38 [1] (0:11.37)	0:58.02 [1] (0:11.48)	0:46.54 [1] (0:11.36)	0:35.18 [1] (0:11.31)	0:23.86 [1] (0:11.53)	0:12.33 [2] (0:12.33)
Average Speed [km/h]	53.4	63.3	62.7	63.5	64.0	62.6	57.9
Top Speed [km/h]	66.6	64.5	63.5	64.0	65.0	63.5	61.0
Avg. Dist. to Rail [m]	7.0	0.4	0.7	0.6	1.2	2.1	2.1
Avg. Stride Freq. [Hz]	2.4	2.3	2.3	2.3	2.3	2.4	2.3
Avg. Stride Length [m]	6.8	7.7	7.8	7.9	7.7	7.4	7.1



- [ ] Ranking at each section and finish
- :-:- No data available at this section
- NA No data available

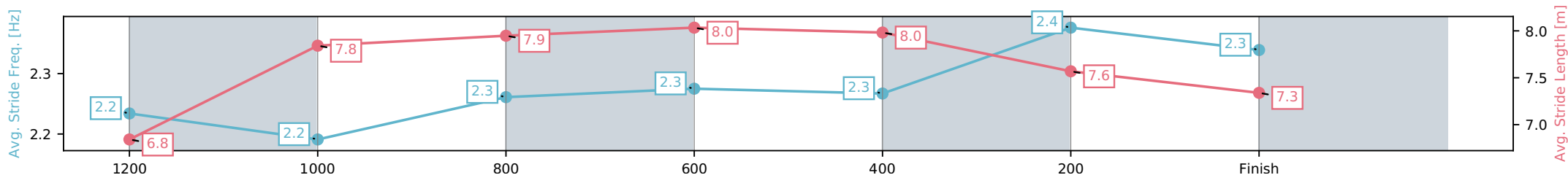
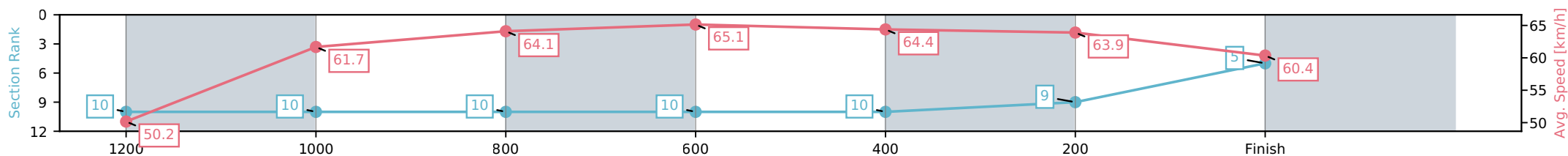
Horse/Jockey Name	Read 'Em And Weep/Olivia Kendal
Finish Rank	5
Fastest Section Time (Section)	0:11.15 (800-600)
Top Speed [km/h] (Section)	67.2 (800-600)
Race State	Finished



Townsville QLD --Professional-2026-06-28  
 Race 6: Boots & Beats next Sunday BM65 Handicap - 1400m  
 28 June 2026 - 3:45PM  
 Track Rating: Good 4, Weather: Overcast, Rail Position: +4m 1000m-W/  
 Post, +2m Remainder



Section	L1400	L1200	L1000	L800	L600	L400	L200
Section Times	1:23.81 (0:15.22)	1:08.59 [10] (0:11.68)	0:56.91 [10] (0:11.26)	0:45.65 [10] (0:11.15)	0:34.49 [10] (0:11.36)	0:23.13 [10] (0:11.36)	0:11.77 [9] (0:11.77)
Average Speed [km/h]	50.2	61.7	64.1	65.1	64.4	63.9	60.4
Top Speed [km/h]	61.9	64.2	64.9	67.2	65.2	65.0	62.9
Avg. Dist. to Rail [m]	8.8	1.9	0.8	2.2	3.0	6.8	8.4
Avg. Stride Freq. [Hz]	2.2	2.2	2.3	2.3	2.3	2.4	2.3
Avg. Stride Length [m]	6.8	7.8	7.9	8.0	8.0	7.6	7.3



- [ ] Ranking at each section and finish
- :-:- No data available at this section
- NA No data available

Horse/Jockey Name	Medal/Peta Edwards
Finish Rank	6
Fastest Section Time (Section)	0:11.32 (400-200)
Top Speed [km/h] (Section)	65.1 (600-400)
Race State	Finished



Townsville QLD --Professional-2026-06-28

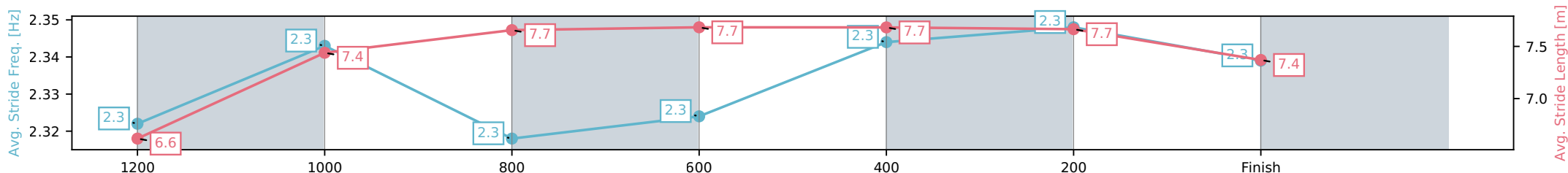
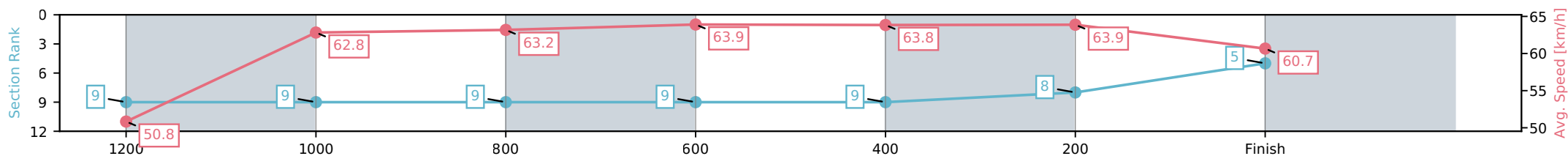
Race 6: Boots & Beats next Sunday BM65 Handicap - 1400m

28 June 2026 - 3:45PM

Track Rating: Good 4, Weather: Overcast, Rail Position: +4m 1000m-W/  
Post, +2m Remainder



Section	L1400	L1200	L1000	L800	L600	L400	L200
Section Times	1:23.81 (0:15.03)	1:08.78 [9] (0:11.45)	0:57.33 [9] (0:11.47)	0:45.86 [9] (0:11.36)	0:34.50 [9] (0:11.37)	0:23.14 [9] (0:11.32)	0:11.82 [8] (0:11.82)
Average Speed [km/h]	50.8	62.8	63.2	63.9	63.8	63.9	60.7
Top Speed [km/h]	62.9	64.5	63.6	65.1	65.1	64.7	62.3
Avg. Dist. to Rail [m]	5.1	0.9	1.3	1.9	1.6	3.2	6.4
Avg. Stride Freq. [Hz]	2.3	2.3	2.3	2.3	2.3	2.3	2.3
Avg. Stride Length [m]	6.6	7.4	7.7	7.7	7.7	7.7	7.4



- [ ] Ranking at each section and finish
- :-:- No data available at this section
- NA No data available

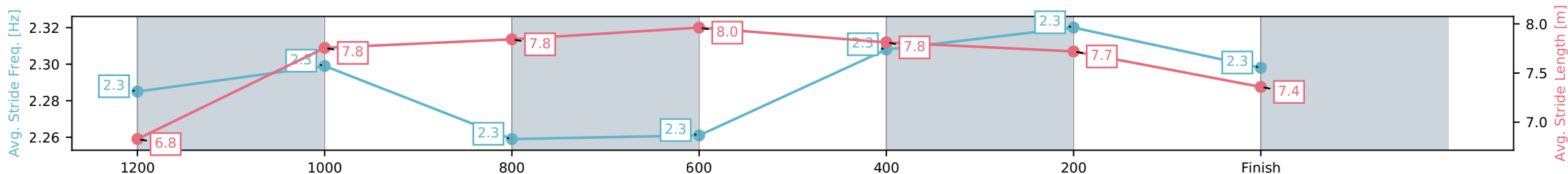
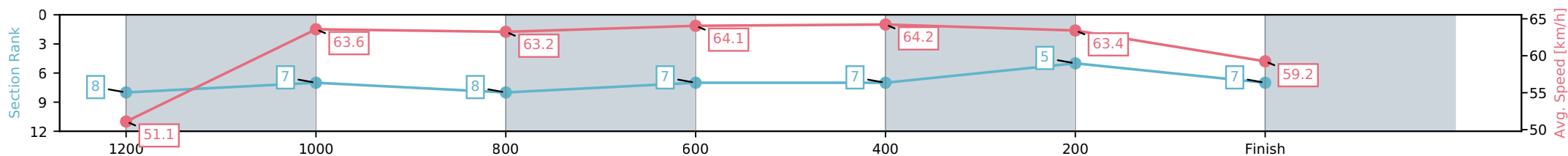
Horse/Jockey Name	Materialist/Chelsea Jokic
Finish Rank	7
Fastest Section Time (Section)	0:11.33 (600-400)
Top Speed [km/h] (Section)	64.8 (800-600)
Race State	Finished



Townsville QLD --Professional-2026-06-28  
 Race 6: Boots & Beats next Sunday BM65 Handicap - 1400m  
 28 June 2026 - 3:45PM  
 Track Rating: Good 4, Weather: Overcast, Rail Position: +4m 1000m-W/  
 Post, +2m Remainder



Section	L1400	L1200	L1000	L800	L600	L400	L200
Section Times	1:23.96 (0:14.91)	1:09.05 [8] (0:11.34)	0:57.71 [7] (0:11.45)	0:46.26 [8] (0:11.34)	0:34.93 [7] (0:11.33)	0:23.60 [7] (0:11.43)	0:12.17 [5] (0:12.17)
Average Speed [km/h]	51.1	63.6	63.2	64.1	64.2	63.4	59.2
Top Speed [km/h]	62.1	64.7	63.9	64.8	64.8	64.6	62.2
Avg. Dist. to Rail [m]	4.7	2.1	1.2	1.6	2.3	4.7	7.4
Avg. Stride Freq. [Hz]	2.3	2.3	2.3	2.3	2.3	2.3	2.3
Avg. Stride Length [m]	6.8	7.8	7.8	8.0	7.8	7.7	7.4



- [ ] Ranking at each section and finish
- :-:- No data available at this section
- NA No data available

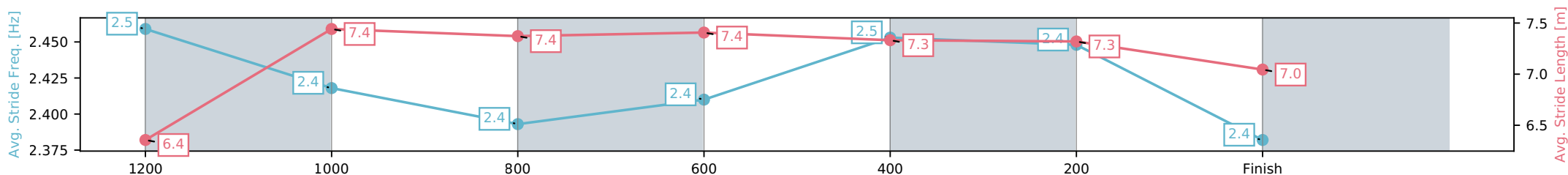
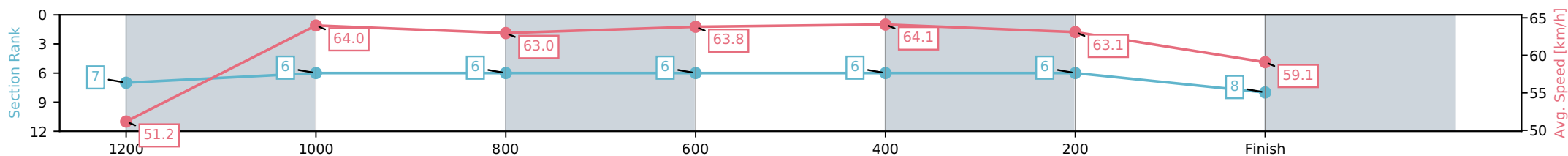
Horse/Jockey Name	First Man/Sean Cormack
Finish Rank	8
Fastest Section Time (Section)	0:11.25 (1200-1000)
Top Speed [km/h] (Section)	65.6 (600-400)
Race State	Finished



Townsville QLD --Professional-2026-06-28  
 Race 6: Boots & Beats next Sunday BM65 Handicap - 1400m  
 28 June 2026 - 3:45PM  
 Track Rating: Good 4, Weather: Overcast, Rail Position: +4m 1000m-W/  
 Post, +2m Remainder



Section	L1400	L1200	L1000	L800	L600	L400	L200
Section Times	1:24.06 (0:14.89)	1:09.17 [7] (0:11.25)	0:57.92 [6] (0:11.47)	0:46.45 [6] (0:11.39)	0:35.06 [6] (0:11.36)	0:23.70 [6] (0:11.50)	0:12.20 [6] (0:12.20)
Average Speed [km/h]	51.2	64.0	63.0	63.8	64.1	63.1	59.1
Top Speed [km/h]	64.1	65.1	64.2	65.1	65.6	65.1	61.7
Avg. Dist. to Rail [m]	2.5	0.6	0.8	2.0	2.4	4.0	3.0
Avg. Stride Freq. [Hz]	2.5	2.4	2.4	2.4	2.5	2.4	2.4
Avg. Stride Length [m]	6.4	7.4	7.4	7.4	7.3	7.3	7.0



- [ ] Ranking at each section and finish
- :-:- No data available at this section
- NA No data available

Horse/Jockey Name	Line Of Kings/Isabella Teh
Finish Rank	9
Fastest Section Time (Section)	0:11.23 (1200-1000)
Top Speed [km/h] (Section)	64.9 (1200-1000)
Race State	Finished



Townsville QLD --Professional-2026-06-28

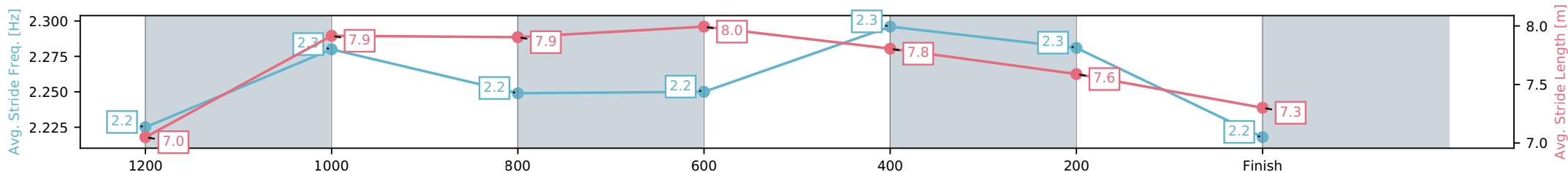
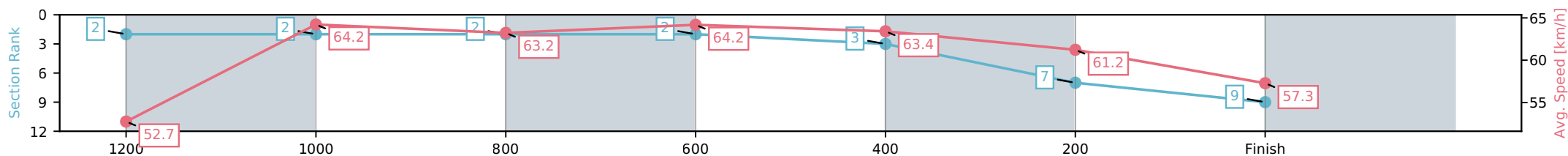
Race 6: Boots & Beats next Sunday BM65 Handicap - 1400m

28 June 2026 - 3:45PM

Track Rating: Good 4, Weather: Overcast, Rail Position: +4m 1000m-W/  
Post, +2m Remainder



Section	L1400	L1200	L1000	L800	L600	L400	L200
Section Times	1:24.46 (0:14.46)	1:10.00 [2] (0:11.23)	0:58.76 [2] (0:11.50)	0:47.27 [2] (0:11.35)	0:35.91 [2] (0:11.53)	0:24.38 [3] (0:11.81)	0:12.57 [7] (0:12.57)
Average Speed [km/h]	52.7	64.2	63.2	64.2	63.4	61.2	57.3
Top Speed [km/h]	64.5	64.9	63.8	64.8	64.6	62.2	60.3
Avg. Dist. to Rail [m]	6.6	2.2	2.0	2.8	3.0	3.6	4.9
Avg. Stride Freq. [Hz]	2.2	2.3	2.2	2.2	2.3	2.3	2.2
Avg. Stride Length [m]	7.0	7.9	7.9	8.0	7.8	7.6	7.3



- [ ] Ranking at each section and finish
- :-:- No data available at this section
- NA No data available

Horse/Jockey Name	Ginger Mick/Nathan Thomas
Finish Rank	10
Fastest Section Time (Section)	0:11.29 (800-600)
Top Speed [km/h] (Section)	65.3 (1200-1000)
Race State	Finished



Townsville QLD --Professional-2026-06-28

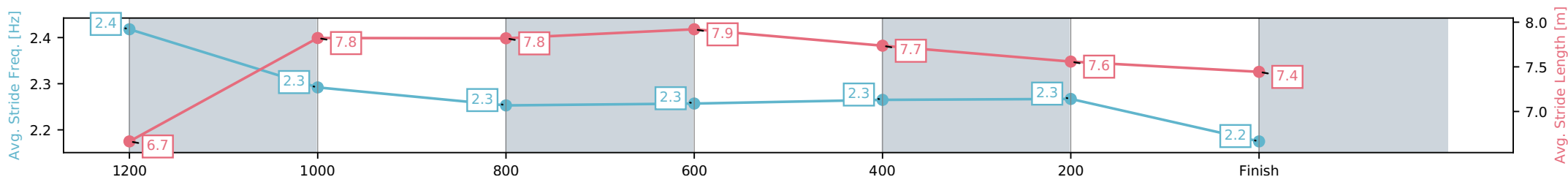
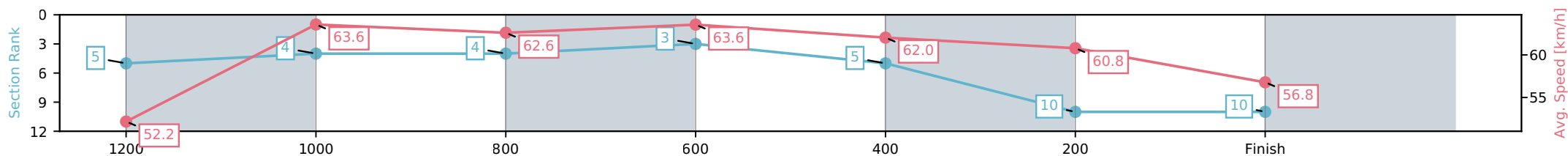
Race 6: Boots & Beats next Sunday BM65 Handicap - 1400m

28 June 2026 - 3:45PM

Track Rating: Good 4, Weather: Overcast, Rail Position: +4m 1000m-W/  
Post, +2m Remainder



Section	L1400	L1200	L1000	L800	L600	L400	L200
Section Times	1:24.83 (0:14.65)	1:10.18 [5] (0:11.32)	0:58.86 [4] (0:11.42)	0:47.44 [4] (0:11.29)	0:36.14 [3] (0:11.66)	0:24.48 [5] (0:11.89)	0:12.59 [10] (0:12.59)
Average Speed [km/h]	52.2	63.6	62.6	63.6	62.0	60.8	56.8
Top Speed [km/h]	65.0	65.3	63.4	64.2	63.0	61.6	59.4
Avg. Dist. to Rail [m]	4.4	0.4	1.3	0.5	1.0	2.8	3.4
Avg. Stride Freq. [Hz]	2.4	2.3	2.3	2.3	2.3	2.3	2.2
Avg. Stride Length [m]	6.7	7.8	7.8	7.9	7.7	7.6	7.4



- [ ] Ranking at each section and finish
- :-:- No data available at this section
- NA No data available



Townsville QLD  
 Race 7: Loco Degenerates QTIS 0 - 55 Handicap - 1200m  
 28 June 2026 - 4:26PM



Track Rating: Good 4, Weather: Overcast, Rail Position: +4m 1000m-W/Post, +2m Remainder

Field Times (Race Tempo)      1:11.00    0:56.59    0:45.98    0:35.11    0:23.68    0:11.89  
 (0:14.41)    (0:10.62)    (0:10.87)    (0:11.43)    (0:11.79)    (0:11.89)

Rank	TAB#	Horse	Overall Time	First 400m	Top Speed km/h (Section)	L1200	L1000	L800	L600	L400	L200		
	(BAR#)	Jockey	Margin (DT-W)	Last 600m	Fastest Section (Time)	Start - 1000	1000 - 800	800 - 600	600 - 400	400 - 200	200 - Finish		
1	12	Hot Cocoa	1:11.00	0:25.79	67.3 (800-600)	1:11.00	0:56.14 [6]	0:45.22 [6]	0:34.39 [6]	0:23.25 [5]	0:11.88 [2]		
	(2)	Aidan Holt		0:34.40	800-600 (0:10.83)	(0:14.86)	(0:10.93)	(0:10.83)	(0:11.14)	(0:11.38)	(0:11.88)		
2	6	Fancy Garter	1:11.03	0:26.23	67.7 (800-600)	1:11.03	0:55.91 [9]	0:44.80 [9]	0:33.89 [10]	0:22.75 [10]	0:11.52 [10]		
	(4)	Amanda Thomson	0.1L (+4)	0:33.89	800-600 (0:10.91)	(0:15.12)	(0:11.11)	(0:10.91)	(0:11.14)	0:11.23	0:11.52		
3	7	Looming One	1:11.21	0:25.96	68.5 (800-600)	1:11.21	0:56.35 [6]	0:45.26 [7]	0:34.38 [7]	0:23.17 [7]	0:11.87 [6]		
	(6)	Chelsea Jokic	1.2L (+9)	0:34.38	800-600 (0:10.88)	(0:14.86)	(0:11.10)	(0:10.88)	(0:11.21)	(0:11.30)	(0:11.87)		
4	4	Tsunami	1:11.29	0:25.60	67.8 (1000-800)	1:11.29	0:56.54 [5]	0:45.68 [5]	0:34.77 [5]	0:23.54 [6]	0:11.99 [5]		
	(12)	Fiona Sandkuhl	1.7L (+4)	0:34.77	1000-800 (0:10.85)	(0:14.75)	(0:10.85)	(0:10.92)	(0:11.23)	(0:11.55)	(0:11.99)		
5	2	Better Breakout	1:11.41	0:26.44	67.9 (800-600)	1:11.41	0:56.24 [10]	0:44.97 [11]	0:34.12 [11]	0:23.12 [11]	0:11.81 [11]		
	(8)	Ryan Wiggins	2.4L (+4)	0:34.11	800-600 (0:10.85)	(0:15.17)	(0:11.27)	(0:10.85)	0:11.00	(0:11.30)	(0:11.81)		
6	9	Magic Sunny Day	1:11.45	0:25.32	68.2 (1000-800)	1:11.45	0:56.91 [3]	0:46.12 [3]	0:35.26 [3]	0:23.91 [3]	0:12.30 [3]		
	(13)	Sean Cormack	2.6L (+3)	0:35.25	1000-800 (0:10.78)	(0:14.54)	(0:10.78)	(0:10.87)	(0:11.35)	(0:11.60)	(0:12.30)		
7	10	Penrod	1:11.53	0:25.45	67.8 (1000-800)	1:11.53	0:56.90 [4]	0:46.08 [4]	0:35.20 [4]	0:23.96 [4]	0:12.31 [4]		
	(3)	Jason Babarovich	3.1L (-1)	0:35.20	1000-800 (0:10.82)	(0:14.63)	(0:10.82)	(0:10.89)	(0:11.24)	(0:11.65)	(0:12.31)		
8	1	Airwaves	1:11.65	0:26.31	67.1 (800-600)	1:11.65	0:56.32 [11]	0:45.34 [10]	0:34.55 [9]	0:23.42 [9]	0:12.16 [9]		
	(5)	Lacey Morrison	3.8L (+0)	0:34.56	800-600 (0:10.78)	(0:15.33)	(0:10.98)	(0:10.78)	(0:11.13)	(0:11.27)	(0:12.16)		
9	11	Sharman Pete	1:11.76	0:26.64	67.7 (800-600)	1:11.76	0:56.24 [12]	0:45.12 [12]	0:34.38 [12]	0:23.25 [12]	0:11.90 [12]		
	(9)	Nathan Thomas	4.5L (+0)	0:34.39	800-600 (0:10.74)	(0:15.52)	(0:11.12)	0:10.74	(0:11.13)	(0:11.36)	(0:11.90)		
10	13	Majestic Blaze	1:11.91	0:26.01	67.2 (800-600)	1:11.91	0:56.82 [8]	0:45.90 [8]	0:35.01 [8]	0:23.86 [8]	0:12.43 [8]		
	(1)	Ben Kennedy	5.3L (+0)	0:35.01	800-600 (0:10.88)	(0:15.09)	(0:10.92)	(0:10.88)	(0:11.15)	(0:11.43)	(0:12.43)		

Scratched: Our Folly (#14), Diamond Lucy (#15), Shadyvale AI (#16)

Report Created: Sun 28 June 2026

(Note: Races are conducted over an approximate distance as close as possible to the advertised distance, and recorded data may vary accordingly. Official times refer to race times only and do not include handicap times.)

[ ] Position in running at each section and finish    TAB# Saddle cloth number  
 -:-:- No data available at this section    BAR# Barrier/Gate Position  
 NA No data available    DNF Did not finish  
 DNT Did not track    DT-W Distance travelled compared to winner in metres

Fastest split  
 Fastest section

data processed by TRIPLESDATA



**Townsville QLD**  
**Race 7: Loco Degenerates QTIS 0 - 55 Handicap - 1200m**  
 28 June 2026 - 4:26PM



Track Rating: Good 4, Weather: Overcast, Rail Position: +4m 1000m-W/Post, +2m Remainder

Field Times  
 (Race Tempo)                      1:11.00    0:56.59    0:45.98    0:35.11    0:23.68    0:11.89  
    (0:14.41) (0:10.62) (0:10.87) (0:11.43) (0:11.79) (0:11.89)

Rank	TAB#	Horse	Overall Time	First 400m	Top Speed km/h (Section)	L1200	L1000	L800	L600	L400	L200		
	(BAR#)	Jockey	Margin (DT-W)	Last 600m	Fastest Section (Time)	Start - 1000	1000 - 800	800 - 600	600 - 400	400 - 200	200 - Finish		
11	5	Excelboom	1:11.94	0:25.12	68.9 (600-400)	1:11.94	0:57.50 [2]	0:46.82 [2]	0:35.94 [2]	0:24.62 [1]	0:12.83 [1]		
	(10)	Adam Sewell	5.5L (+1)	0:35.93	1000-800 (0:10.68)	(0:14.44)	(0:10.68)	(0:10.89)	(0:11.31)	(0:11.79)	(0:12.83)		
12	8	Winning Saga	1:12.00	0:25.03	69.2 (1000-800)	1:12.00	0:57.59 [1]	0:46.98 [1]	0:36.11 [1]	0:24.58 [2]	0:12.65 [7]		
	(7)	Isabella Teh	5.9L (+3)	0:36.11	1000-800 (0:10.62)	(0:14.41)	(0:10.62)	(0:10.87)	(0:11.53)	(0:11.93)	(0:12.65)		
13	3	Go Commando	1:12.39	0:26.92	67.8 (800-600)	1:12.39	0:56.80 [13]	0:45.46 [13]	0:34.64 [13]	0:23.51 [13]	0:12.06 [13]		
	(11)	Olivia Kendal	8.2L (-1)	0:34.64	800-600 (0:10.82)	(0:15.59)	(0:11.33)	(0:10.82)	(0:11.13)	(0:11.45)	(0:12.06)		

Scratched: Our Folly (#14), Diamond Lucy (#15), Shadyvale AI (#16)

Report Created: Sun 28 June 2026

(Note: Races are conducted over an approximate distance as close as possible to the advertised distance, and recorded data may vary accordingly. Official times refer to race times only and do not include handicap times.)

[ ] Position in running at each section and finish    TAB# Saddle cloth number  
 -:-:- No data available at this section                      BAR# Barrier/Gate Position  
 NA No data available    DNF Did not finish  
 DNT Did not track    DT-W Distance travelled compared to winner in metres

Fastest split  
 Fastest section

Page 2/15  
 data processed by **TRIPLESDATA**

Horse/Jockey Name	Hot Cocoa/Aidan Holt
Finish Rank	1
Fastest Section Time (Section)	0:10.83 (800-600)
Top Speed [km/h] (Section)	67.3 (800-600)
Race State	Finished



Townsville QLD --Professional-2026-06-28

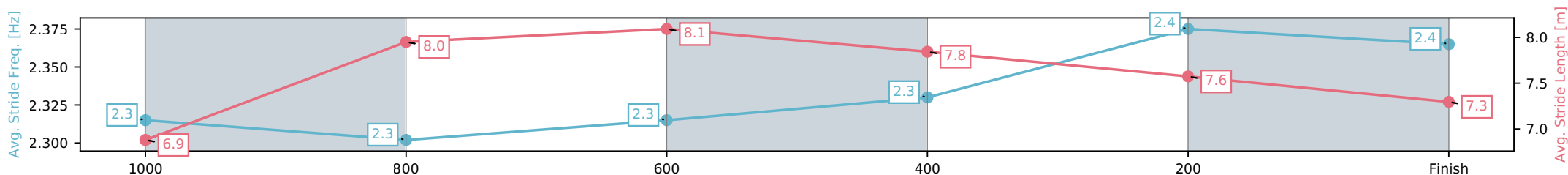
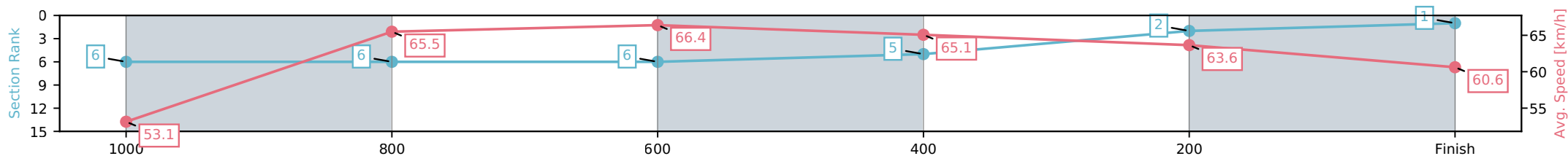
Race 7: Loco Degenerates QTIS 0 - 55 Handicap - 1200m

28 June 2026 - 4:26PM

Track Rating: Good 4, Weather: Overcast, Rail Position: +4m 1000m-W/  
Post, +2m Remainder



Section	L1200	L1000	L800	L600	L400	L200
Section Times	1:11.00 (0:14.86)	0:56.14 [6] (0:10.93)	0:45.22 [6] (0:10.83)	0:34.39 [6] (0:11.14)	0:23.25 [5] (0:11.38)	0:11.88 [2] (0:11.88)
Average Speed [km/h]	53.1	65.5	66.4	65.1	63.6	60.6
Top Speed [km/h]	64.9	66.6	67.3	66.6	65.2	62.5
Avg. Dist. to Rail [m]	4.0	1.3	0.5	1.4	4.1	5.5
Avg. Stride Freq. [Hz]	2.3	2.3	2.3	2.3	2.4	2.4
Avg. Stride Length [m]	6.9	8.0	8.1	7.8	7.6	7.3



- [ ] Ranking at each section and finish
- :-:- No data available at this section
- NA No data available

Horse/Jockey Name	Fancy Garter/Amanda Thomson
Finish Rank	2
Fastest Section Time (Section)	0:10.91 (800-600)
Top Speed [km/h] (Section)	67.7 (800-600)
Race State	Finished



Townsville QLD --Professional-2026-06-28

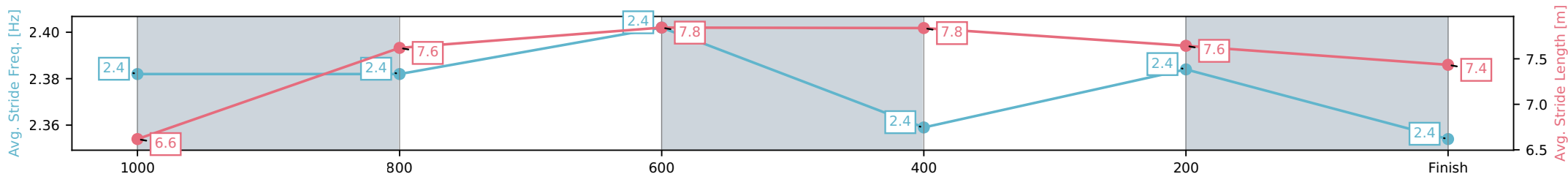
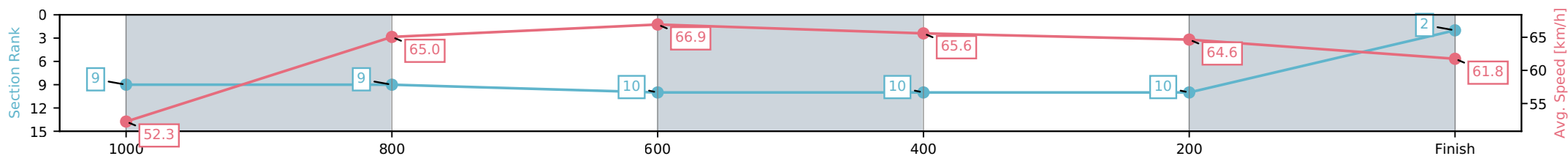
Race 7: Loco Degenerates QTIS 0 - 55 Handicap - 1200m

28 June 2026 - 4:26PM

Track Rating: Good 4, Weather: Overcast, Rail Position: +4m 1000m-W/  
Post, +2m Remainder



Section	L1200	L1000	L800	L600	L400	L200
Section Times	1:11.03 (0:15.12)	0:55.91 [9] (0:11.11)	0:44.80 [9] (0:10.91)	0:33.89 [10] (0:11.14)	0:22.75 [10] (0:11.23)	0:11.52 [10] (0:11.52)
Average Speed [km/h]	52.3	65.0	66.9	65.6	64.6	61.8
Top Speed [km/h]	64.7	66.9	67.7	66.5	67.1	63.1
Avg. Dist. to Rail [m]	4.7	1.1	3.0	3.2	5.2	7.8
Avg. Stride Freq. [Hz]	2.4	2.4	2.4	2.4	2.4	2.4
Avg. Stride Length [m]	6.6	7.6	7.8	7.8	7.6	7.4



- [ ] Ranking at each section and finish
- :-:- No data available at this section
- NA No data available

Horse/Jockey Name	Looming One/Chelsea Jokic
Finish Rank	3
Fastest Section Time (Section)	0:10.88 (800-600)
Top Speed [km/h] (Section)	68.5 (800-600)
Race State	Finished



Townsville QLD --Professional-2026-06-28

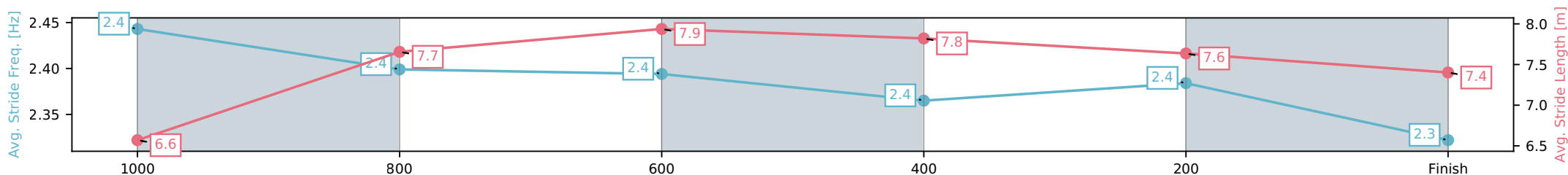
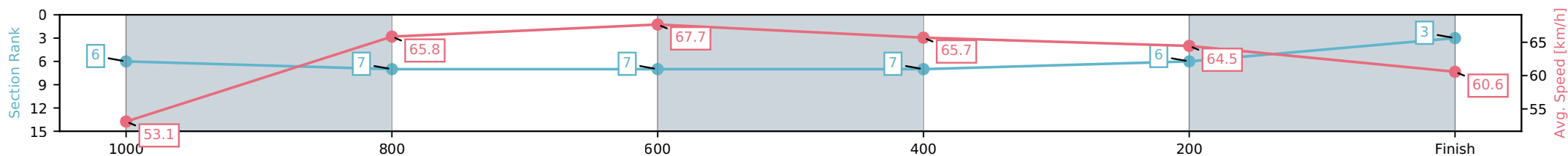
Race 7: Loco Degenerates QTIS 0 - 55 Handicap - 1200m

28 June 2026 - 4:26PM

Track Rating: Good 4, Weather: Overcast, Rail Position: +4m 1000m-W/  
Post, +2m Remainder



Section	L1200	L1000	L800	L600	L400	L200
Section Times	1:11.21 (0:14.86)	0:56.35 [6] (0:11.10)	0:45.26 [7] (0:10.88)	0:34.38 [7] (0:11.21)	0:23.17 [7] (0:11.30)	0:11.87 [6] (0:11.87)
Average Speed [km/h]	53.1	65.8	67.7	65.7	64.5	60.6
Top Speed [km/h]	65.3	67.7	68.5	66.5	65.9	62.2
Avg. Dist. to Rail [m]	6.7	3.0	4.6	4.9	7.6	10.2
Avg. Stride Freq. [Hz]	2.4	2.4	2.4	2.4	2.4	2.3
Avg. Stride Length [m]	6.6	7.7	7.9	7.8	7.6	7.4



- [ ] Ranking at each section and finish
- :-:- No data available at this section
- NA No data available

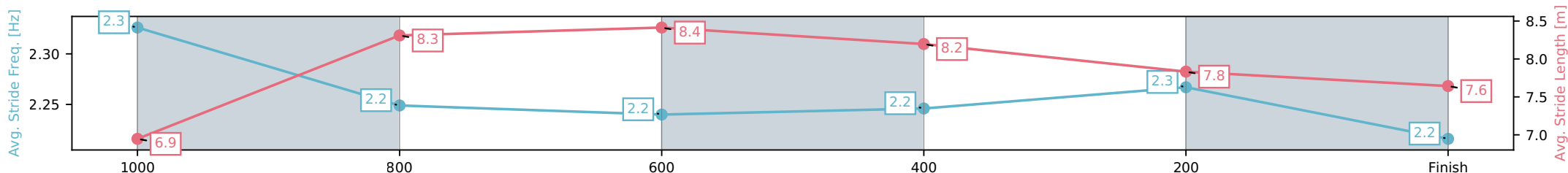
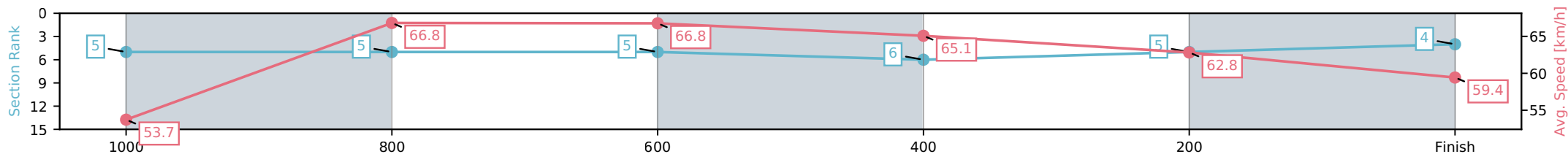
Horse/Jockey Name	Tsunami/Fiona Sandkuhl
Finish Rank	4
Fastest Section Time (Section)	0:10.85 (1000-800)
Top Speed [km/h] (Section)	67.8 (1000-800)
Race State	Finished



Townsville QLD --Professional-2026-06-28  
 Race 7: Loco Degenerates QTIS 0 - 55 Handicap - 1200m  
 28 June 2026 - 4:26PM  
 Track Rating: Good 4, Weather: Overcast, Rail Position: +4m 1000m-W/  
 Post, +2m Remainder



Section	L1200	L1000	L800	L600	L400	L200
Section Times	1:11.29 (0:14.75)	0:56.54 [5] (0:10.85)	0:45.68 [5] (0:10.92)	0:34.77 [5] (0:11.23)	0:23.54 [6] (0:11.55)	0:11.99 [5] (0:11.99)
Average Speed [km/h]	53.7	66.8	66.8	65.1	62.8	59.4
Top Speed [km/h]	66.0	67.8	67.4	66.3	63.8	61.2
Avg. Dist. to Rail [m]	9.6	1.6	2.5	2.9	5.8	7.5
Avg. Stride Freq. [Hz]	2.3	2.2	2.2	2.2	2.3	2.2
Avg. Stride Length [m]	6.9	8.3	8.4	8.2	7.8	7.6



- [ ] Ranking at each section and finish
- :-:- No data available at this section
- NA No data available

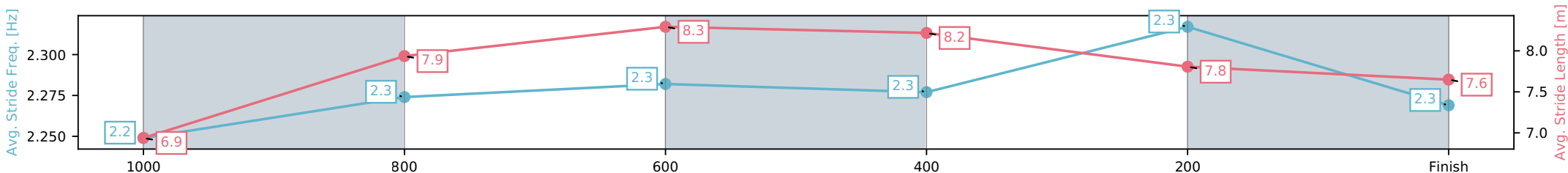
Horse/Jockey Name	Better Breakout/Ryan Wiggins
Finish Rank	5
Fastest Section Time (Section)	0:10.85 (800-600)
Top Speed [km/h] (Section)	67.9 (800-600)
Race State	Finished



Townsville QLD --Professional-2026-06-28  
 Race 7: Loco Degenerates QTIS 0 - 55 Handicap - 1200m  
 28 June 2026 - 4:26PM  
 Track Rating: Good 4, Weather: Overcast, Rail Position: +4m 1000m-W/  
 Post, +2m Remainder



Section	L1200	L1000	L800	L600	L400	L200
Section Times	1:11.41 (0:15.17)	0:56.24 [10] (0:11.27)	0:44.97 [11] (0:10.85)	0:34.12 [11] (0:11.00)	0:23.12 [11] (0:11.30)	0:11.81 [11] (0:11.81)
Average Speed [km/h]	52.2	64.7	67.3	66.5	64.1	61.0
Top Speed [km/h]	64.2	67.3	67.9	67.6	65.3	63.4
Avg. Dist. to Rail [m]	7.0	2.7	2.8	3.6	4.0	3.8
Avg. Stride Freq. [Hz]	2.2	2.3	2.3	2.3	2.3	2.3
Avg. Stride Length [m]	6.9	7.9	8.3	8.2	7.8	7.6



[ ] Ranking at each section and finish  
 -:-:- No data available at this section  
 NA No data available

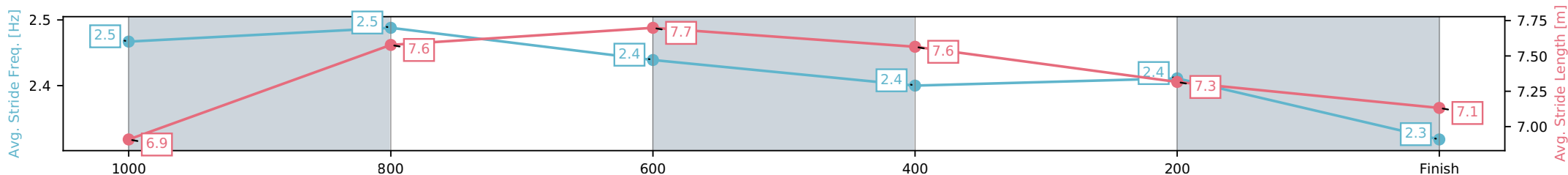
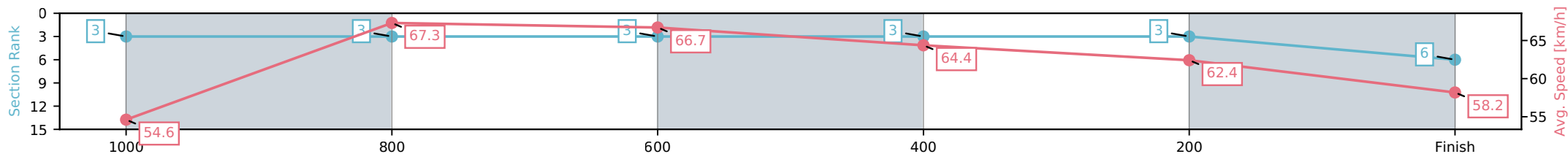
Horse/Jockey Name	Magic Sunny Day/Sean Cormack
Finish Rank	6
Fastest Section Time (Section)	0:10.78 (1000-800)
Top Speed [km/h] (Section)	68.2 (1000-800)
Race State	Finished



Townsville QLD --Professional-2026-06-28  
 Race 7: Loco Degenerates QTIS 0 - 55 Handicap - 1200m  
 28 June 2026 - 4:26PM  
 Track Rating: Good 4, Weather: Overcast, Rail Position: +4m 1000m-W/  
 Post, +2m Remainder



Section	L1200	L1000	L800	L600	L400	L200
Section Times	1:11.45 (0:14.54)	0:56.91 [3] (0:10.78)	0:46.12 [3] (0:10.87)	0:35.26 [3] (0:11.35)	0:23.91 [3] (0:11.60)	0:12.30 [3] (0:12.30)
Average Speed [km/h]	54.6	67.3	66.7	64.4	62.4	58.2
Top Speed [km/h]	67.1	68.2	67.9	66.3	63.9	60.4
Avg. Dist. to Rail [m]	11.6	1.5	1.7	2.8	4.2	4.4
Avg. Stride Freq. [Hz]	2.5	2.5	2.4	2.4	2.4	2.3
Avg. Stride Length [m]	6.9	7.6	7.7	7.6	7.3	7.1



[ ] Ranking at each section and finish  
 -:-:- No data available at this section  
 NA No data available

Horse/Jockey Name	Penrod/Jason Babarovich
Finish Rank	7
Fastest Section Time (Section)	0:10.82 (1000-800)
Top Speed [km/h] (Section)	67.8 (1000-800)
Race State	Finished



Townsville QLD --Professional-2026-06-28

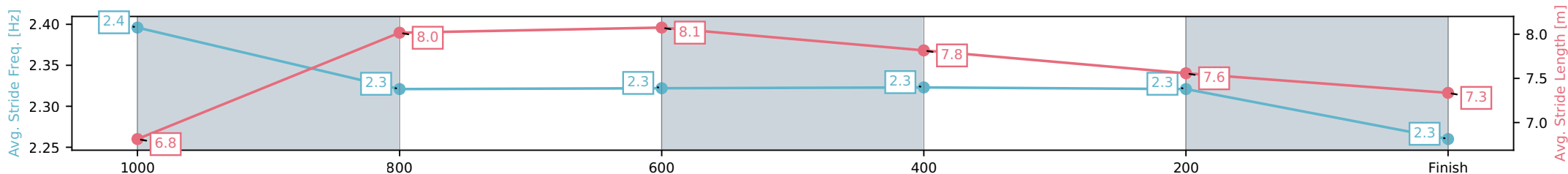
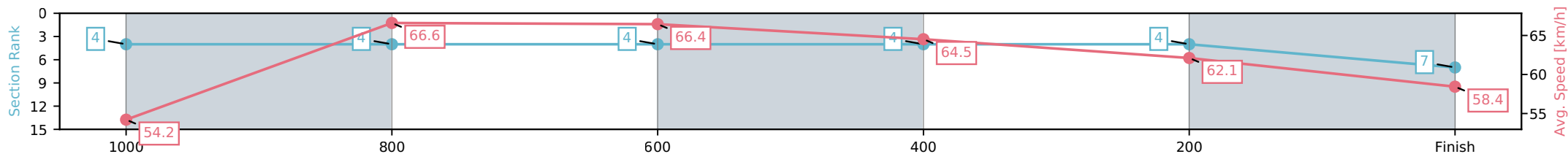
Race 7: Loco Degenerates QTIS 0 - 55 Handicap - 1200m

28 June 2026 - 4:26PM

Track Rating: Good 4, Weather: Overcast, Rail Position: +4m 1000m-W/  
Post, +2m Remainder



Section	L1200	L1000	L800	L600	L400	L200
Section Times	1:11.53 (0:14.63)	0:56.90 [4] (0:10.82)	0:46.08 [4] (0:10.89)	0:35.20 [4] (0:11.24)	0:23.96 [4] (0:11.65)	0:12.31 [4] (0:12.31)
Average Speed [km/h]	54.2	66.6	66.4	64.5	62.1	58.4
Top Speed [km/h]	66.0	67.8	67.7	65.4	64.0	60.6
Avg. Dist. to Rail [m]	5.4	0.7	0.9	1.5	2.7	2.7
Avg. Stride Freq. [Hz]	2.4	2.3	2.3	2.3	2.3	2.3
Avg. Stride Length [m]	6.8	8.0	8.1	7.8	7.6	7.3



- [ ] Ranking at each section and finish
- :-:- No data available at this section
- NA No data available

Horse/Jockey Name	Airwaves/Lacey Morrison
Finish Rank	8
Fastest Section Time (Section)	0:10.78 (800-600)
Top Speed [km/h] (Section)	67.1 (800-600)
Race State	Finished



Townsville QLD --Professional-2026-06-28

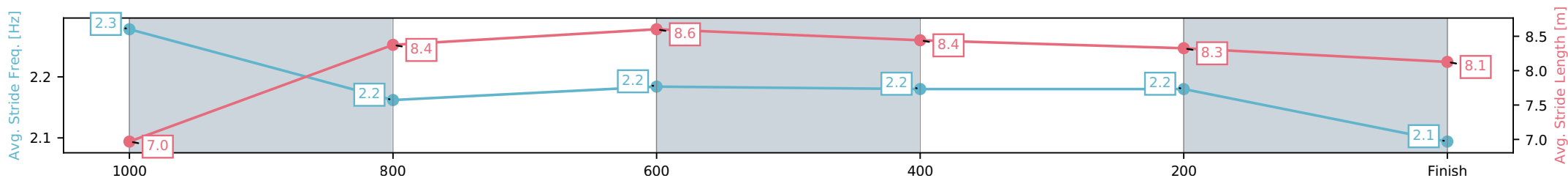
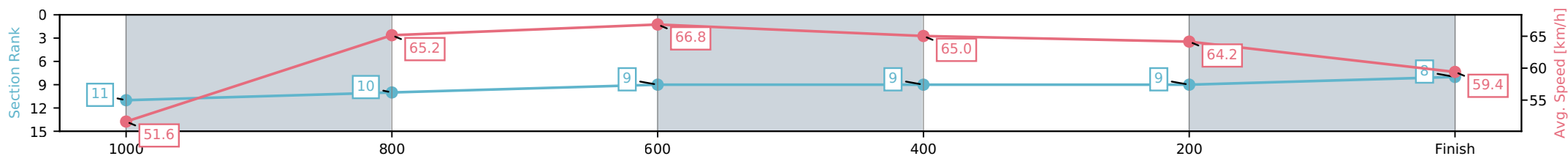
Race 7: Loco Degenerates QTIS 0 - 55 Handicap - 1200m

28 June 2026 - 4:26PM

Track Rating: Good 4, Weather: Overcast, Rail Position: +4m 1000m-W/  
Post, +2m Remainder



Section	L1200	L1000	L800	L600	L400	L200
Section Times	1:11.65 (0:15.33)	0:56.32 [11] (0:10.98)	0:45.34 [10] (0:10.78)	0:34.55 [9] (0:11.13)	0:23.42 [9] (0:11.27)	0:12.16 [9] (0:12.16)
Average Speed [km/h]	51.6	65.2	66.8	65.0	64.2	59.4
Top Speed [km/h]	63.5	66.9	67.1	65.9	64.7	62.6
Avg. Dist. to Rail [m]	5.5	1.2	0.5	1.2	2.1	4.1
Avg. Stride Freq. [Hz]	2.3	2.2	2.2	2.2	2.2	2.1
Avg. Stride Length [m]	7.0	8.4	8.6	8.4	8.3	8.1



- [ ] Ranking at each section and finish
- :-:- No data available at this section
- NA No data available

Horse/Jockey Name	Sharman Pete/Nathan Thomas
Finish Rank	9
Fastest Section Time (Section)	0:10.74 (800-600)
Top Speed [km/h] (Section)	67.7 (800-600)
Race State	Finished



Townsville QLD --Professional-2026-06-28

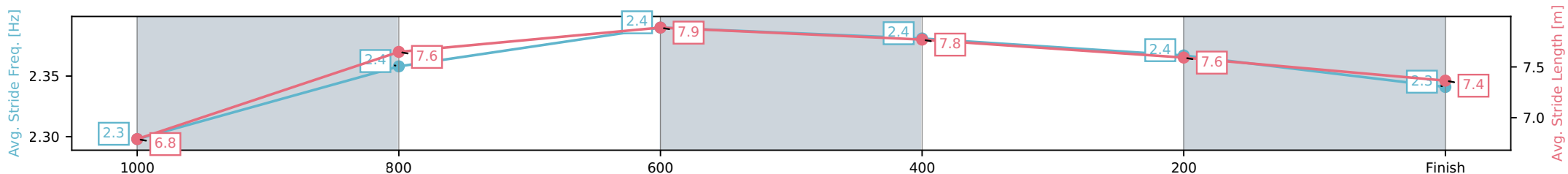
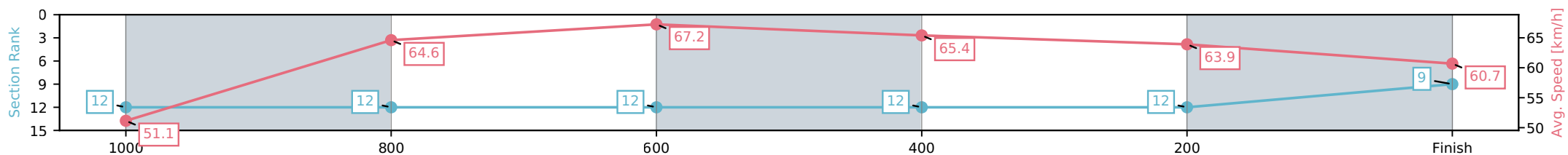
Race 7: Loco Degenerates QTIS 0 - 55 Handicap - 1200m

28 June 2026 - 4:26PM

Track Rating: Good 4, Weather: Overcast, Rail Position: +4m 1000m-W/  
Post, +2m Remainder



Section	L1200	L1000	L800	L600	L400	L200
Section Times	1:11.76 (0:15.52)	0:56.24 [12] (0:11.12)	0:45.12 [12] (0:10.74)	0:34.38 [12] (0:11.13)	0:23.25 [12] (0:11.36)	0:11.90 [12] (0:11.90)
Average Speed [km/h]	51.1	64.6	67.2	65.4	63.9	60.7
Top Speed [km/h]	64.2	66.5	67.7	66.6	64.8	62.0
Avg. Dist. to Rail [m]	7.0	0.6	0.7	2.3	5.9	9.1
Avg. Stride Freq. [Hz]	2.3	2.4	2.4	2.4	2.4	2.3
Avg. Stride Length [m]	6.8	7.6	7.9	7.8	7.6	7.4



- [ ] Ranking at each section and finish
- :-:- No data available at this section
- NA No data available

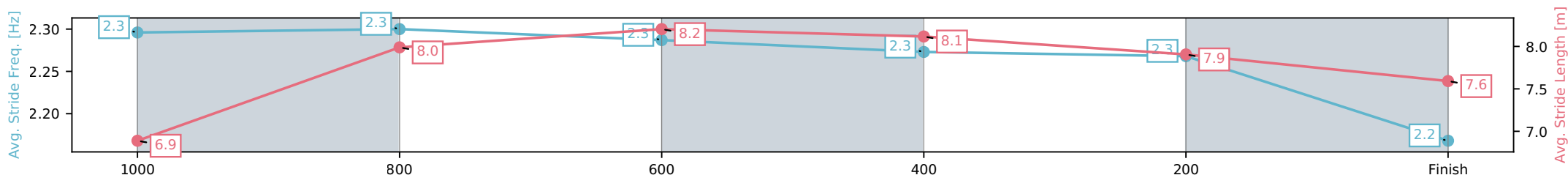
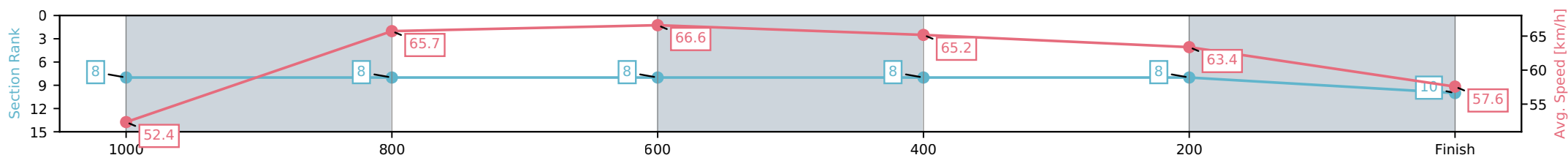
Horse/Jockey Name	Majestic Blaze/Ben Kennedy
Finish Rank	10
Fastest Section Time (Section)	0:10.88 (800-600)
Top Speed [km/h] (Section)	67.2 (800-600)
Race State	Finished



Townsville QLD --Professional-2026-06-28  
 Race 7: Loco Degenerates QTIS 0 - 55 Handicap - 1200m  
 28 June 2026 - 4:26PM  
 Track Rating: Good 4, Weather: Overcast, Rail Position: +4m 1000m-W/  
 Post, +2m Remainder



Section	L1200	L1000	L800	L600	L400	L200
Section Times	1:11.91 (0:15.09)	0:56.82 [8] (0:10.92)	0:45.90 [8] (0:10.88)	0:35.01 [8] (0:11.15)	0:23.86 [8] (0:11.43)	0:12.43 [8] (0:12.43)
Average Speed [km/h]	52.4	65.7	66.6	65.2	63.4	57.6
Top Speed [km/h]	64.2	66.7	67.2	66.4	65.0	60.7
Avg. Dist. to Rail [m]	4.1	1.1	1.1	2.1	3.5	5.1
Avg. Stride Freq. [Hz]	2.3	2.3	2.3	2.3	2.3	2.2
Avg. Stride Length [m]	6.9	8.0	8.2	8.1	7.9	7.6



- [ ] Ranking at each section and finish
- :-:- No data available at this section
- NA No data available

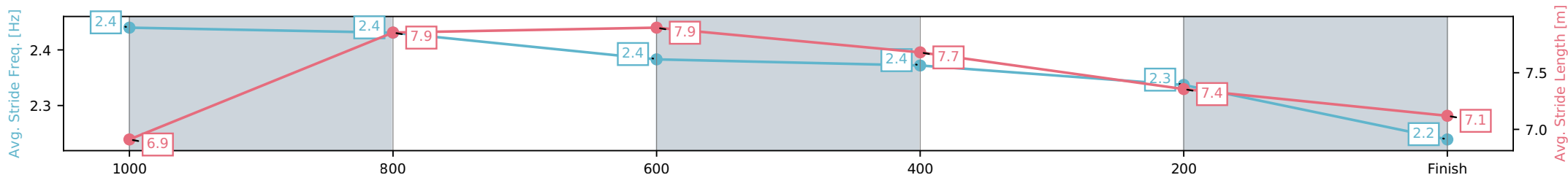
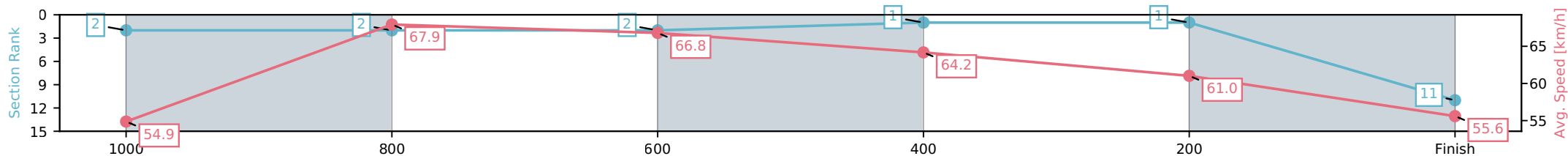
Horse/Jockey Name	Excelboom/Adam Sewell
Finish Rank	11
Fastest Section Time (Section)	0:10.68 (1000-800)
Top Speed [km/h] (Section)	68.9 (600-400)
Race State	Finished



Townsville QLD --Professional-2026-06-28  
 Race 7: Loco Degenerates QTIS 0 - 55 Handicap - 1200m  
 28 June 2026 - 4:26PM  
 Track Rating: Good 4, Weather: Overcast, Rail Position: +4m 1000m-W/  
 Post, +2m Remainder



Section	L1200	L1000	L800	L600	L400	L200
Section Times	1:11.94 (0:14.44)	0:57.50 [2] (0:10.68)	0:46.82 [2] (0:10.89)	0:35.94 [2] (0:11.31)	0:24.62 [1] (0:11.79)	0:12.83 [1] (0:12.83)
Average Speed [km/h]	54.9	67.9	66.8	64.2	61.0	55.6
Top Speed [km/h]	67.9	68.8	67.9	68.9	62.9	59.3
Avg. Dist. to Rail [m]	8.3	1.5	2.4	1.5	0.3	0.4
Avg. Stride Freq. [Hz]	2.4	2.4	2.4	2.4	2.3	2.2
Avg. Stride Length [m]	6.9	7.9	7.9	7.7	7.4	7.1



- [ ] Ranking at each section and finish
- :-:- No data available at this section
- NA No data available

Horse/Jockey Name	Winning Saga/Isabella Teh
Finish Rank	12
Fastest Section Time (Section)	0:10.62 (1000-800)
Top Speed [km/h] (Section)	69.2 (1000-800)
Race State	Finished



Townsville QLD --Professional-2026-06-28

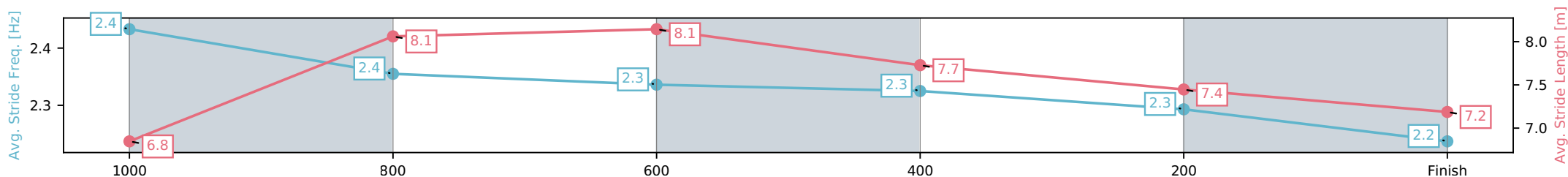
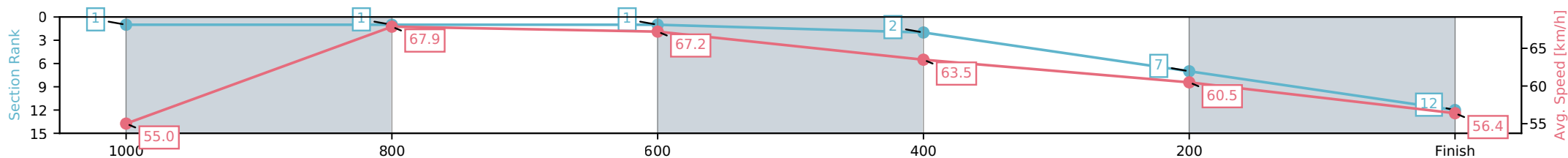
Race 7: Loco Degenerates QTIS 0 - 55 Handicap - 1200m

28 June 2026 - 4:26PM

Track Rating: Good 4, Weather: Overcast, Rail Position: +4m 1000m-W/  
Post, +2m Remainder



Section	L1200	L1000	L800	L600	L400	L200
Section Times	1:12.00 (0:14.41)	0:57.59 [1] (0:10.62)	0:46.98 [1] (0:10.87)	0:36.11 [1] (0:11.53)	0:24.58 [2] (0:11.93)	0:12.65 [7] (0:12.65)
Average Speed [km/h]	55.0	67.9	67.2	63.5	60.5	56.4
Top Speed [km/h]	67.4	69.2	69.0	65.8	61.2	59.3
Avg. Dist. to Rail [m]	7.3	1.1	2.9	3.5	1.7	2.2
Avg. Stride Freq. [Hz]	2.4	2.4	2.3	2.3	2.3	2.2
Avg. Stride Length [m]	6.8	8.1	8.1	7.7	7.4	7.2



- [ ] Ranking at each section and finish
- :-:- No data available at this section
- NA No data available

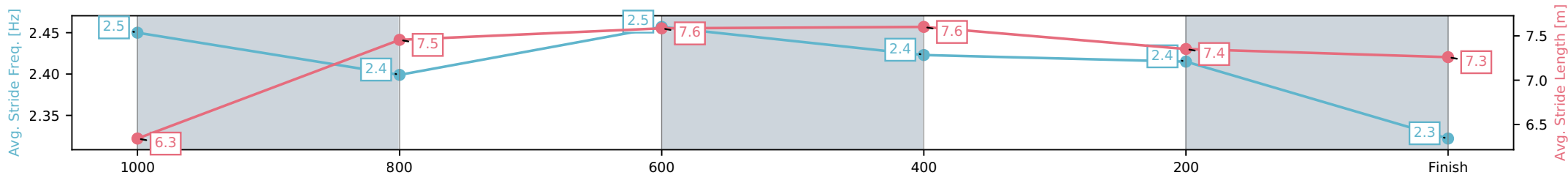
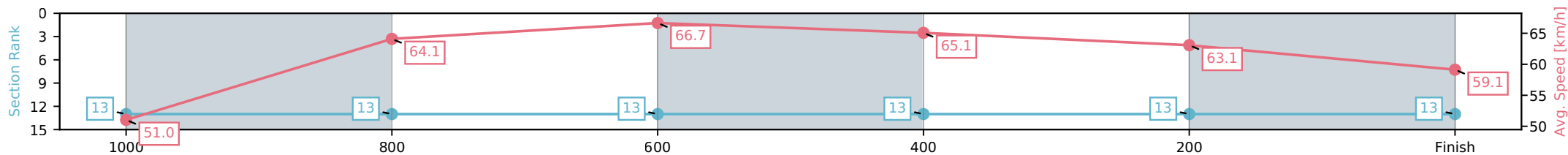
Horse/Jockey Name	Go Commando/Olivia Kendal
Finish Rank	13
Fastest Section Time (Section)	0:10.82 (800-600)
Top Speed [km/h] (Section)	67.8 (800-600)
Race State	Finished



Townsville QLD --Professional-2026-06-28  
 Race 7: Loco Degenerates QTIS 0 - 55 Handicap - 1200m  
 28 June 2026 - 4:26PM  
 Track Rating: Good 4, Weather: Overcast, Rail Position: +4m 1000m-W/  
 Post, +2m Remainder



Section	L1200	L1000	L800	L600	L400	L200
Section Times	1:12.39 (0:15.59)	0:56.80 [13] (0:11.33)	0:45.46 [13] (0:10.82)	0:34.64 [13] (0:11.13)	0:23.51 [13] (0:11.45)	0:12.06 [13] (0:12.06)
Average Speed [km/h]	51.0	64.1	66.7	65.1	63.1	59.1
Top Speed [km/h]	63.5	66.3	67.8	67.0	64.4	62.2
Avg. Dist. to Rail [m]	10.5	1.6	0.6	1.1	1.6	0.9
Avg. Stride Freq. [Hz]	2.5	2.4	2.5	2.4	2.4	2.3
Avg. Stride Length [m]	6.3	7.5	7.6	7.6	7.4	7.3



- [ ] Ranking at each section and finish
- :-:- No data available at this section
- NA No data available