



Kilcoy QLD

Race 1: SEARLES GARDEN PRODUCTS Maiden Plate - 1900m

30 June 2026 - 12:30PM



Track Rating: Soft 6, Weather: Overcast, Rail Position: True Entire Circuit

Field Times (Race Tempo) 2:02.98 (0:09.25) 1:53.73 (0:11.12) 1:42.61 (0:11.55) 1:31.06 (0:12.42) 1:18.64 (0:13.88) 1:04.75 (0:13.52) 0:51.23 (0:13.07) 0:38.16 (0:12.48)

Rank	TAB#	Horse	Overall Time	First 400m	Top Speed km/h (Section)	L1900	L1800	L1600	L1400	L1200	L1000	L800	L600
	(BAR#)	Jockey	Margin (DT-W)	Last 600m	Fastest Section (Time)	Start - 1800	1800 - 1600	1600 - 1400	1400 - 1200	1200 - 1000	1000 - 800	800 - 600	600 - 400
1	10	Rainbow Glitter	2:02.98	0:27.12	62.8 (1800-1600)	2:02.98	1:53.51 [6]	1:41.90 [7]	1:29.83 [8]	1:17.38 [6]	1:04.16 [6]	0:50.64 [7]	0:37.61 [7]
	(8)	Sean Cormack		0:37.61	1800-1600 (0:11.61)	(0:09.47)	(0:11.61)	(0:12.06)	(0:12.45)	(0:13.22)	(0:13.52)	(0:13.03)	(0:12.30)
2	7	It's Ok	2:03.04	0:26.69	62.6 (1800-1600)	2:03.04	1:53.70 [2]	1:42.15 [5]	1:30.32 [5]	1:17.93 [5]	1:04.38 [5]	0:50.73 [6]	0:37.78 [5]
	(6)	Benjamin Osmond	0.3L (+0)	0:37.78	1800-1600 (0:11.55)	(0:09.34)	(0:11.55)	(0:11.84)	(0:12.39)	(0:13.55)	(0:13.65)	(0:12.95)	(0:12.26)
3	6	Alkebulan	2:03.04	0:27.59	61.8 (1800-1600)	2:03.04	1:53.11 [10]	1:41.36 [9]	1:29.41 [9]	1:16.94 [9]	1:04.00 [9]	0:50.31 [9]	0:37.52 [8]
	(3)	Brandon Lerena	0.3L (-4)	0:37.52	1800-1600 (0:11.75)	(0:09.93)	(0:11.75)	(0:11.95)	(0:12.47)	(0:12.94)	(0:13.68)	(0:12.79)	(0:12.33)
4	3	I Drove All Night	2:03.08	0:26.68	64.0 (1800-1600)	2:03.08	1:53.73 [3]	1:42.23 [4]	1:30.52 [4]	1:18.28 [4]	1:04.65 [3]	0:51.13 [3]	0:38.18 [2]
	(10)	Jess Emmerson	0.6L (+3)	0:38.18	1800-1600 (0:11.50)	(0:09.35)	(0:11.50)	(0:11.72)	(0:12.23)	(0:13.63)	(0:13.52)	(0:12.95)	(0:12.41)
5	2	Concador	2:03.83	0:27.25	61.6 (1800-1600)	2:03.83	1:54.06 [8]	1:42.32 [8]	1:30.68 [7]	1:18.13 [8]	1:04.74 [10]	0:51.09 [10]	0:38.18 [9]
	(5)	Kayla Johnston	5.0L (+9)	0:38.18	1600-1400 (0:11.64)	(0:09.78)	(0:11.73)	(0:11.64)	(0:12.56)	(0:13.39)	(0:13.65)	(0:12.90)	(0:12.39)
6	5	O'reilly's Shout	2:03.83	0:26.36	65.2 (1800-1600)	2:03.83	1:54.39 [4]	1:43.20 [2]	1:31.50 [3]	1:19.12 [3]	1:05.34 [4]	0:51.70 [4]	0:38.65 [4]
	(1)	Olivia Kendal	5.0L (-4)	0:38.65	1800-1600 (0:11.18)	(0:09.44)	(0:11.18)	(0:11.71)	(0:12.38)	(0:13.77)	(0:13.64)	(0:13.05)	(0:12.35)
7	4	Meade's Cafe	2:04.31	0:26.19	65.4 (1800-1600)	2:04.31	1:54.71 [7]	1:43.62 [3]	1:32.34 [2]	1:19.96 [1]	1:06.07 [2]	0:52.46 [2]	0:39.36 [3]
	(9)	Georgina Cartwright	7.8L (+7)	0:39.37	1800-1600 (0:11.09)	(0:09.60)	(0:11.09)	(0:11.28)	(0:12.37)	(0:13.89)	(0:13.62)	(0:13.09)	(0:12.63)
8	1	Canbecostly	2:05.29	0:27.79	62.0 (1800-1600)	2:05.29	1:55.38 [9]	1:43.44 [10]	1:31.57 [10]	1:19.10 [10]	1:06.44 [7]	0:53.03 [5]	0:39.98 [6]
	(4)	Tiffani Brooker	13.6L (+0)	0:39.99	1600-1400 (0:11.87)	(0:09.92)	(0:11.94)	(0:11.87)	(0:12.47)	(0:12.66)	(0:13.41)	(0:13.05)	(0:12.56)
9	8	Mishpat	2:05.33	0:26.02	66.2 (1800-1600)	2:05.33	1:56.08 [1]	1:44.96 [1]	1:33.40 [1]	1:20.95 [2]	1:07.10 [1]	0:53.58 [1]	0:40.51 [1]
	(7)	Kelsey Lenton	13.8L (-8)	0:40.51	1800-1600 (0:11.12)	(0:09.25)	(0:11.12)	(0:11.56)	(0:12.46)	(0:13.85)	(0:13.52)	(0:13.07)	(0:12.48)
10	9	Nuzana	2:08.88	0:26.91	63.3 (1800-1600)	2:08.88	1:59.44 [4]	1:47.89 [6]	1:35.80 [6]	1:23.25 [7]	1:10.02 [8]	0:56.44 [8]	0:42.91 [10]
	(2)	Fred Larson	34.7L (-8)	0:42.90	1800-1600 (0:11.55)	(0:09.44)	(0:11.55)	(0:12.09)	(0:12.55)	(0:13.23)	(0:13.58)	(0:13.54)	(0:13.52)

Report Created: Tue 30 June 2026

(Note: Races are conducted over an approximate distance as close as possible to the advertised distance, and recorded data may vary accordingly. Official times refer to race times only and do not include handicap times.)

[] Position in running at each section and finish TAB# Saddle cloth number

:-:-- No data available at this section

NA No data available

DNT Did not track

BAR# Barrier/Gate Position

DNF Did not finish

DT-W Distance travelled compared to winner in metres

Fastest split

Fastest section



Kilcoy QLD

Race 1: SEARLES GARDEN PRODUCTS Maiden Plate - 1900m

30 June 2026 - 12:30PM



Track Rating: Soft 6, Weather: Overcast, Rail Position: True Entire Circuit

Field Times 0:25.68 0:12.89
(Race Tempo) (0:12.79) (0:12.89)

Rank	TAB#	Horse	Overall Time	First 400m	Top Speed km/h (Section)	L400	L200						
	(BAR#)	Jockey	Margin (DT-W)	Last 600m	Fastest Section (Time)	400 - 200	200 - Finish						
1	10	Rainbow Glitter	2:02.98	0:27.12	62.8 (1800-1600)	0:25.31 [6]	0:12.53 [4]						
	(8)	Sean Cormack		0:37.61	1800-1600 (0:11.61)	(0:12.78)	(0:12.53)						
2	7	It's Ok	2:03.04	0:26.69	62.6 (1800-1600)	0:25.52 [3]	0:12.95 [1]						
	(6)	Benjamin Osmond	0.3L (+0)	0:37.78	1800-1600 (0:11.55)	(0:12.57)	(0:12.95)						
3	6	Alkebulan	2:03.04	0:27.59	61.8 (1800-1600)	0:25.19 [7]	0:12.58 [5]						
	(3)	Brandon Lerena	0.3L (-4)	0:37.52	1800-1600 (0:11.75)	(0:12.61)	(0:12.58)						
4	3	I Drove All Night	2:03.08	0:26.68	64.0 (1800-1600)	0:25.78 [2]	0:12.98 [2]						
	(10)	Jess Emmerson	0.6L (+3)	0:38.18	1800-1600 (0:11.50)	(0:12.79)	(0:12.98)						
5	2	Concador	2:03.83	0:27.25	61.6 (1800-1600)	0:25.80 [9]	0:13.06 [7]						
	(5)	Kayla Johnston	5.0L (+9)	0:38.18	1600-1400 (0:11.64)	(0:12.73)	(0:13.06)						
6	5	O'reilly's Shout	2:03.83	0:26.36	65.2 (1800-1600)	0:26.30 [4]	0:13.47 [3]						
	(1)	Olivia Kendal	5.0L (-4)	0:38.65	1800-1600 (0:11.18)	(0:12.83)	(0:13.47)						
7	4	Meade's Cafe	2:04.31	0:26.19	65.4 (1800-1600)	0:26.74 [5]	0:13.50 [8]						
	(9)	Georgina Cartwright	7.8L (+7)	0:39.37	1800-1600 (0:11.09)	(0:13.24)	(0:13.50)						
8	1	Canbecostly	2:05.29	0:27.79	62.0 (1800-1600)	0:27.43 [8]	0:13.73 [9]						
	(4)	Tiffani Brooker	13.6L (+0)	0:39.99	1600-1400 (0:11.87)	(0:13.70)	(0:13.73)						
9	8	Mishpat	2:05.33	0:26.02	66.2 (1800-1600)	0:28.03 [1]	0:14.61 [6]						
	(7)	Kelsey Lenton	13.8L (-8)	0:40.51	1800-1600 (0:11.12)	(0:13.42)	(0:14.61)						
10	9	Nuzana	2:08.88	0:26.91	63.3 (1800-1600)	0:29.38 [10]	0:15.09 [10]						
	(2)	Fred Larson	34.7L (-8)	0:42.90	1800-1600 (0:11.55)	(0:14.29)	(0:15.09)						

Report Created: Tue 30 June 2026

(Note: Races are conducted over an approximate distance as close as possible to the advertised distance, and recorded data may vary accordingly. Official times refer to race times only and do not include handicap times.)

[] Position in running at each section and finish TAB# Saddle cloth number

Fastest split

:-:-- No data available at this section

BAR# Barrier/Gate Position

Fastest section

NA No data available

DNF Did not finish

DNT Did not track

DT-W Distance travelled compared to winner in metres

Horse/Jockey Name	Rainbow Glitter/Sean Cormack
Finish Rank	1
Fastest Section Time (Section)	0:11.61 (1800-1600)
Top Speed [km/h] (Section)	62.8 (1800-1600)
Race State	Finished



Kilcoy QLD --Professional-2026-06-30

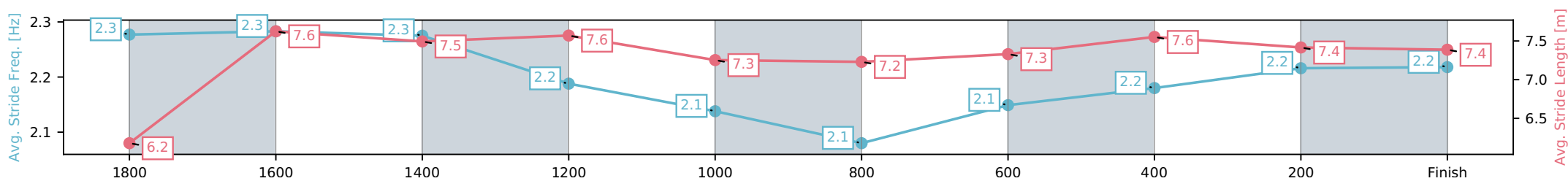
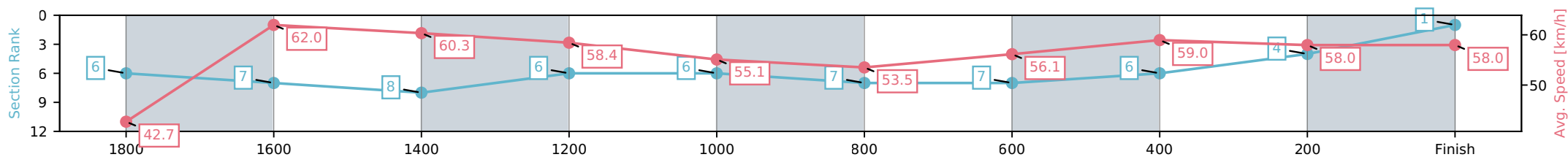
Race 1: SEARLES GARDEN PRODUCTS Maiden Plate - 1900m

30 June 2026 - 12:30PM



Track Rating: Soft 6, Weather: Overcast, Rail Position: True Entire Circuit

Section	L1900	L1800	L1600	L1400	L1200	L1000	L800	L600	L400	L200
Section Times	2:02.98 (0:09.47)	1:53.51 [6] (0:11.61)	1:41.90 [7] (0:12.06)	1:29.83 [8] (0:12.45)	1:17.38 [6] (0:13.22)	1:04.16 [6] (0:13.52)	0:50.64 [7] (0:13.03)	0:37.61 [7] (0:12.30)	0:25.31 [6] (0:12.78)	0:12.53 [4] (0:12.53)
Average Speed [km/h]	42.7	62.0	60.3	58.4	55.1	53.5	56.1	59.0	58.0	58.0
Top Speed [km/h]	61.5	62.8	61.3	59.6	56.3	55.4	57.1	60.4	59.4	58.9
Avg. Dist. to Rail [m]	7.5	0.8	1.8	3.0	1.8	1.3	2.5	3.7	3.8	6.0
Avg. Stride Freq. [Hz]	2.3	2.3	2.3	2.2	2.1	2.1	2.1	2.2	2.2	2.2
Avg. Stride Length [m]	6.2	7.6	7.5	7.6	7.3	7.2	7.3	7.6	7.4	7.4



- [] Ranking at each section and finish
- :-:- No data available at this section
- NA No data available

Horse/Jockey Name	It's Ok/Benjamin Osmond
Finish Rank	2
Fastest Section Time (Section)	0:11.55 (1800-1600)
Top Speed [km/h] (Section)	62.6 (1800-1600)
Race State	Finished



Kilcoy QLD --Professional-2026-06-30

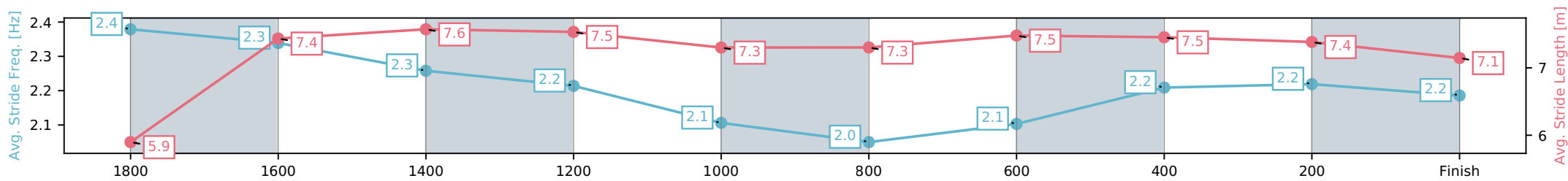
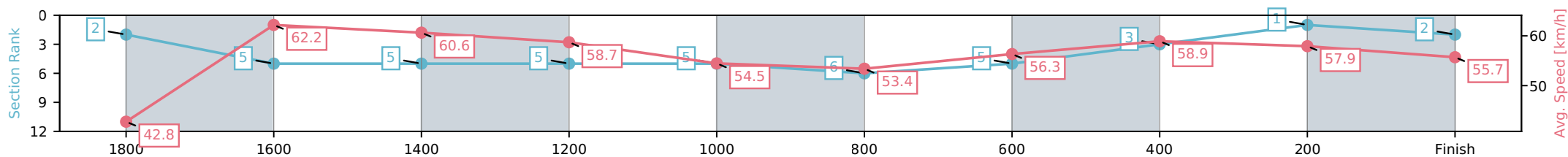
Race 1: SEARLES GARDEN PRODUCTS Maiden Plate - 1900m

30 June 2026 - 12:30PM

Track Rating: Soft 6, Weather: Overcast, Rail Position: True Entire Circuit



Section	L1900	L1800	L1600	L1400	L1200	L1000	L800	L600	L400	L200
Section Times	2:03.04 (0:09.34)	1:53.70 [2] (0:11.55)	1:42.15 [5] (0:11.84)	1:30.32 [5] (0:12.39)	1:17.93 [5] (0:13.55)	1:04.38 [5] (0:13.65)	0:50.73 [6] (0:12.95)	0:37.78 [5] (0:12.26)	0:25.52 [3] (0:12.57)	0:12.95 [1] (0:12.95)
Average Speed [km/h]	42.8	62.2	60.6	58.7	54.5	53.4	56.3	58.9	57.9	55.7
Top Speed [km/h]	60.3	62.6	62.0	60.2	56.3	54.5	57.3	60.2	59.4	56.4
Avg. Dist. to Rail [m]	4.5	0.7	0.8	2.3	4.1	4.0	2.0	1.5	1.3	3.7
Avg. Stride Freq. [Hz]	2.4	2.3	2.3	2.2	2.1	2.0	2.1	2.2	2.2	2.2
Avg. Stride Length [m]	5.9	7.4	7.6	7.5	7.3	7.3	7.5	7.5	7.4	7.1



[] Ranking at each section and finish
 -:-:- No data available at this section
 NA No data available

Horse/Jockey Name	Alkebulan/Brandon Lerena
Finish Rank	3
Fastest Section Time (Section)	0:11.75 (1800-1600)
Top Speed [km/h] (Section)	61.8 (1800-1600)
Race State	Finished



Kilcoy QLD --Professional-2026-06-30

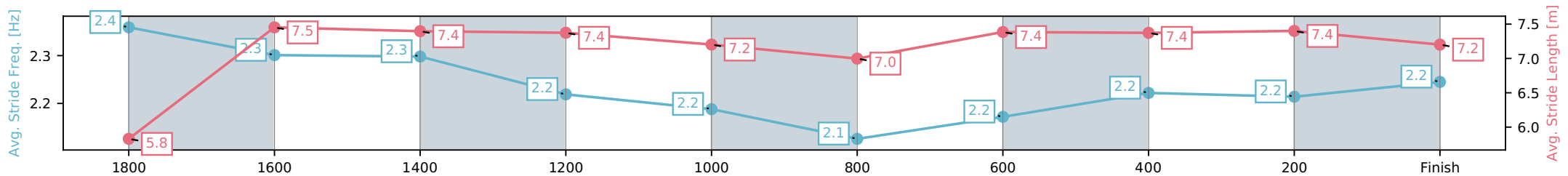
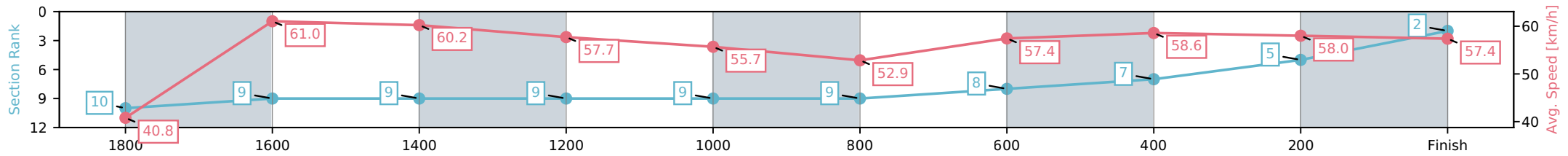
Race 1: SEARLES GARDEN PRODUCTS Maiden Plate - 1900m

30 June 2026 - 12:30PM

Track Rating: Soft 6, Weather: Overcast, Rail Position: True Entire Circuit



Section	L1900	L1800	L1600	L1400	L1200	L1000	L800	L600	L400	L200
Section Times	2:03.04 (0:09.93)	1:53.11 [10] (0:11.75)	1:41.36 [9] (0:11.95)	1:29.41 [9] (0:12.47)	1:16.94 [9] (0:12.94)	1:04.00 [9] (0:13.68)	0:50.31 [9] (0:12.79)	0:37.52 [8] (0:12.33)	0:25.19 [7] (0:12.61)	0:12.58 [5] (0:12.58)
Average Speed [km/h]	40.8	61.0	60.2	57.7	55.7	52.9	57.4	58.6	58.0	57.4
Top Speed [km/h]	60.2	61.8	61.3	59.5	57.3	54.2	58.5	60.8	59.7	58.7
Avg. Dist. to Rail [m]	3.8	1.2	0.7	0.7	0.3	1.0	2.9	2.1	1.9	4.4
Avg. Stride Freq. [Hz]	2.4	2.3	2.3	2.2	2.2	2.1	2.2	2.2	2.2	2.2
Avg. Stride Length [m]	5.8	7.5	7.4	7.4	7.2	7.0	7.4	7.4	7.4	7.2



- [] Ranking at each section and finish
- :-:- No data available at this section
- NA No data available

Horse/Jockey Name	I Drove All Night/Jess Emmerson
Finish Rank	4
Fastest Section Time (Section)	0:11.50 (1800-1600)
Top Speed [km/h] (Section)	64.0 (1800-1600)
Race State	Finished



Kilcoy QLD --Professional-2026-06-30

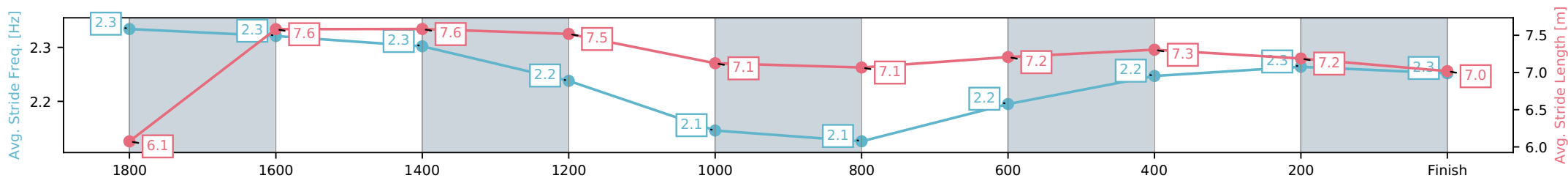
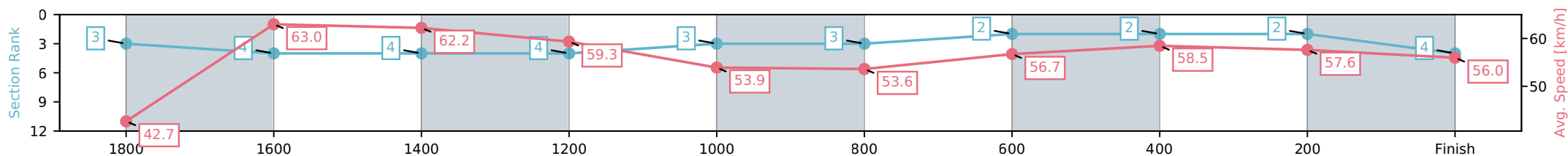
Race 1: SEARLES GARDEN PRODUCTS Maiden Plate - 1900m

30 June 2026 - 12:30PM

Track Rating: Soft 6, Weather: Overcast, Rail Position: True Entire Circuit



Section	L1900	L1800	L1600	L1400	L1200	L1000	L800	L600	L400	L200
Section Times	2:03.08 (0:09.35)	1:53.73 [3] (0:11.50)	1:42.23 [4] (0:11.72)	1:30.52 [4] (0:12.23)	1:18.28 [4] (0:13.63)	1:04.65 [3] (0:13.52)	0:51.13 [3] (0:12.95)	0:38.18 [2] (0:12.41)	0:25.78 [2] (0:12.79)	0:12.98 [2] (0:12.98)
Average Speed [km/h]	42.7	63.0	62.2	59.3	53.9	53.6	56.7	58.5	57.6	56.0
Top Speed [km/h]	60.9	64.0	63.4	61.6	56.4	54.6	58.7	59.1	59.0	57.3
Avg. Dist. to Rail [m]	10.9	3.4	1.8	2.2	2.8	2.1	3.1	4.3	3.0	4.9
Avg. Stride Freq. [Hz]	2.3	2.3	2.3	2.2	2.1	2.1	2.2	2.2	2.3	2.3
Avg. Stride Length [m]	6.1	7.6	7.6	7.5	7.1	7.1	7.2	7.3	7.2	7.0



- [] Ranking at each section and finish
- :-:- No data available at this section
- NA No data available

Horse/Jockey Name	Concador/Kayla Johnston
Finish Rank	5
Fastest Section Time (Section)	0:11.64 (1600-1400)
Top Speed [km/h] (Section)	61.6 (1800-1600)
Race State	Finished



Kilcoy QLD --Professional-2026-06-30

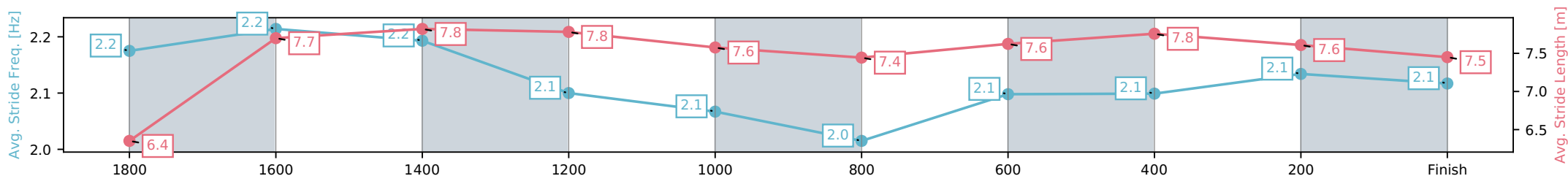
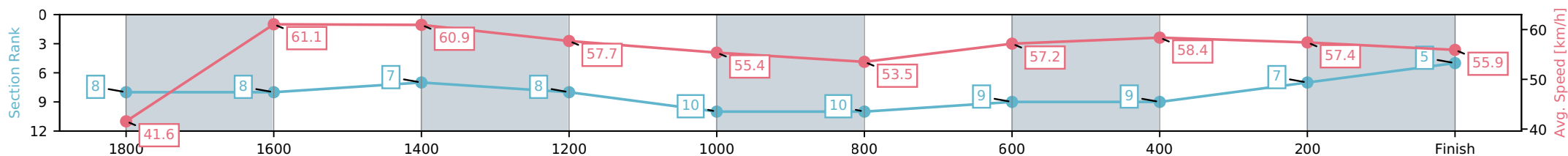
Race 1: SEARLES GARDEN PRODUCTS Maiden Plate - 1900m

30 June 2026 - 12:30PM



Track Rating: Soft 6, Weather: Overcast, Rail Position: True Entire Circuit

Section	L1900	L1800	L1600	L1400	L1200	L1000	L800	L600	L400	L200
Section Times	2:03.83 (0:09.78)	1:54.06 [8] (0:11.73)	1:42.32 [8] (0:11.64)	1:30.68 [7] (0:12.56)	1:18.13 [8] (0:13.39)	1:04.74 [10] (0:13.65)	0:51.09 [10] (0:12.90)	0:38.18 [9] (0:12.39)	0:25.80 [9] (0:12.73)	0:13.06 [7] (0:13.06)
Average Speed [km/h]	41.6	61.1	60.9	57.7	55.4	53.5	57.2	58.4	57.4	55.9
Top Speed [km/h]	59.8	61.6	61.6	59.1	56.8	55.4	57.8	60.0	60.1	57.1
Avg. Dist. to Rail [m]	4.5	1.5	2.0	2.0	4.9	4.8	3.5	2.2	1.8	5.4
Avg. Stride Freq. [Hz]	2.2	2.2	2.2	2.1	2.1	2.0	2.1	2.1	2.1	2.1
Avg. Stride Length [m]	6.4	7.7	7.8	7.8	7.6	7.4	7.6	7.8	7.6	7.5



- [] Ranking at each section and finish
- :-:- No data available at this section
- NA No data available

Horse/Jockey Name	O'reilly's Shout/Olivia Kendal
Finish Rank	6
Fastest Section Time (Section)	0:11.18 (1800-1600)
Top Speed [km/h] (Section)	65.2 (1800-1600)
Race State	Finished



Kilcoy QLD --Professional-2026-06-30

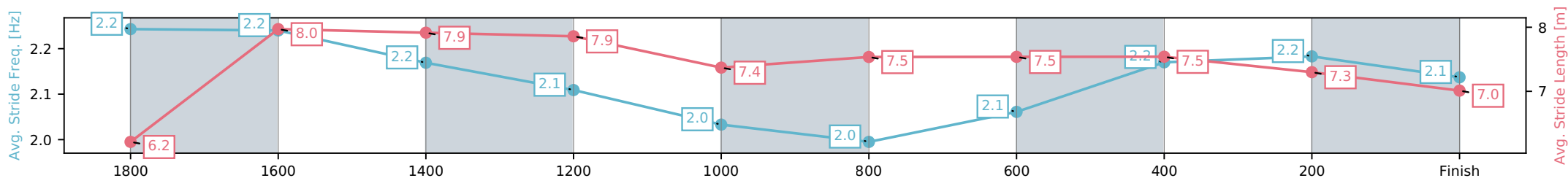
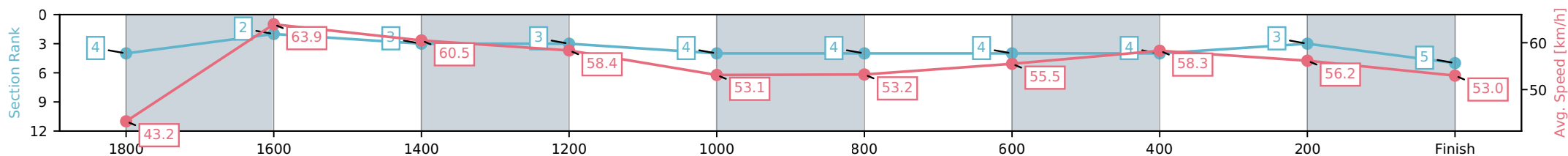
Race 1: SEARLES GARDEN PRODUCTS Maiden Plate - 1900m

30 June 2026 - 12:30PM



Track Rating: Soft 6, Weather: Overcast, Rail Position: True Entire Circuit

Section	L1900	L1800	L1600	L1400	L1200	L1000	L800	L600	L400	L200
Section Times	2:03.83 (0:09.44)	1:54.39 [4] (0:11.18)	1:43.20 [2] (0:11.71)	1:31.50 [3] (0:12.38)	1:19.12 [3] (0:13.77)	1:05.34 [4] (0:13.64)	0:51.70 [4] (0:13.05)	0:38.65 [4] (0:12.35)	0:26.30 [4] (0:12.83)	0:13.47 [3] (0:13.47)
Average Speed [km/h]	43.2	63.9	60.5	58.4	53.1	53.2	55.5	58.3	56.2	53.0
Top Speed [km/h]	61.2	65.2	61.8	59.4	54.9	54.3	57.4	59.2	58.3	54.1
Avg. Dist. to Rail [m]	3.0	2.0	1.8	0.5	2.9	2.4	1.0	0.6	0.4	0.6
Avg. Stride Freq. [Hz]	2.2	2.2	2.2	2.1	2.0	2.0	2.1	2.2	2.2	2.1
Avg. Stride Length [m]	6.2	8.0	7.9	7.9	7.4	7.5	7.5	7.5	7.3	7.0



- [] Ranking at each section and finish
- :-:- No data available at this section
- NA No data available

Horse/Jockey Name	Meade's Cafe/Georgina Cartwright
Finish Rank	7
Fastest Section Time (Section)	0:11.09 (1800-1600)
Top Speed [km/h] (Section)	65.4 (1800-1600)
Race State	Finished



Kilcoy QLD --Professional-2026-06-30

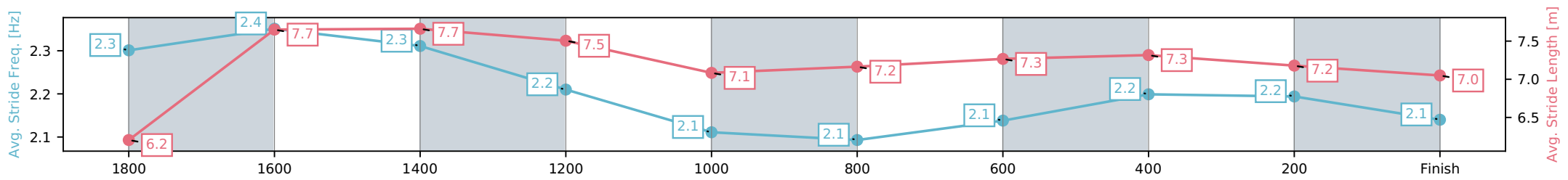
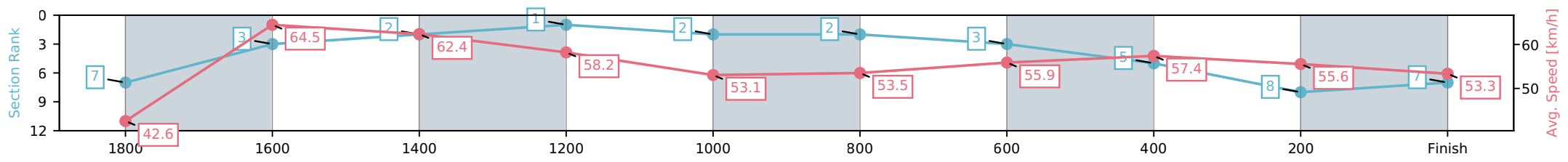
Race 1: SEARLES GARDEN PRODUCTS Maiden Plate - 1900m

30 June 2026 - 12:30PM

Track Rating: Soft 6, Weather: Overcast, Rail Position: True Entire Circuit



Section	L1900	L1800	L1600	L1400	L1200	L1000	L800	L600	L400	L200
Section Times	2:04.31 (0:09.60)	1:54.71 [7] (0:11.09)	1:43.62 [3] (0:11.28)	1:32.34 [2] (0:12.37)	1:19.96 [1] (0:13.89)	1:06.07 [2] (0:13.62)	0:52.46 [2] (0:13.09)	0:39.36 [3] (0:12.63)	0:26.74 [5] (0:13.24)	0:13.50 [8] (0:13.50)
Average Speed [km/h]	42.6	64.5	62.4	58.2	53.1	53.5	55.9	57.4	55.6	53.3
Top Speed [km/h]	62.0	65.4	64.6	60.3	54.1	54.3	57.5	58.5	57.7	54.1
Avg. Dist. to Rail [m]	8.2	1.8	2.8	0.6	3.7	4.0	2.6	3.3	2.8	3.5
Avg. Stride Freq. [Hz]	2.3	2.4	2.3	2.2	2.1	2.1	2.1	2.2	2.2	2.1
Avg. Stride Length [m]	6.2	7.7	7.7	7.5	7.1	7.2	7.3	7.3	7.2	7.0



[] Ranking at each section and finish
 -:-:- No data available at this section
 NA No data available

Horse/Jockey Name	Canbecostly/Tiffani Brooker
Finish Rank	8
Fastest Section Time (Section)	0:11.87 (1600-1400)
Top Speed [km/h] (Section)	62.0 (1800-1600)
Race State	Finished



Kilcoy QLD --Professional-2026-06-30

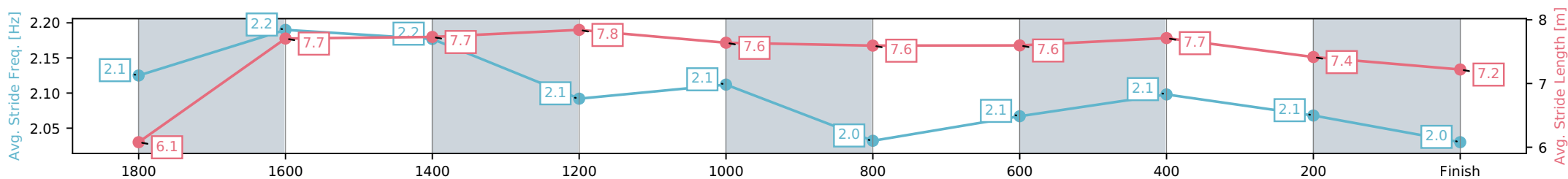
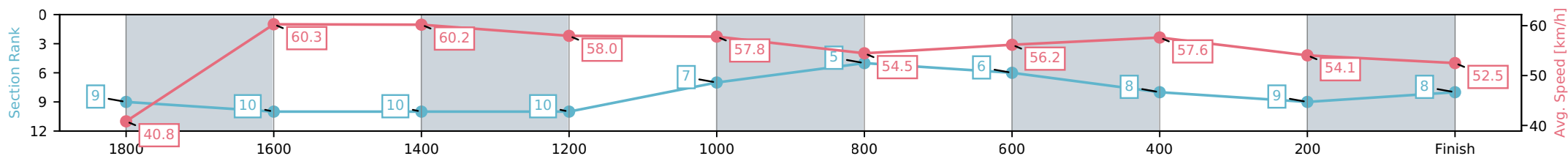
Race 1: SEARLES GARDEN PRODUCTS Maiden Plate - 1900m

30 June 2026 - 12:30PM



Track Rating: Soft 6, Weather: Overcast, Rail Position: True Entire Circuit

Section	L1900	L1800	L1600	L1400	L1200	L1000	L800	L600	L400	L200
Section Times	2:05.29 (0:09.92)	1:55.38 [9] (0:11.94)	1:43.44 [10] (0:11.87)	1:31.57 [10] (0:12.47)	1:19.10 [10] (0:12.66)	1:06.44 [7] (0:13.41)	0:53.03 [5] (0:13.05)	0:39.98 [6] (0:12.56)	0:27.43 [8] (0:13.70)	0:13.73 [9] (0:13.73)
Average Speed [km/h]	40.8	60.3	60.2	58.0	57.8	54.5	56.2	57.6	54.1	52.5
Top Speed [km/h]	58.0	62.0	61.0	59.5	59.0	58.0	57.1	58.7	57.2	53.5
Avg. Dist. to Rail [m]	4.6	0.8	0.8	1.0	3.1	4.2	2.7	3.0	3.5	4.2
Avg. Stride Freq. [Hz]	2.1	2.2	2.2	2.1	2.1	2.0	2.1	2.1	2.1	2.0
Avg. Stride Length [m]	6.1	7.7	7.7	7.8	7.6	7.6	7.6	7.7	7.4	7.2



[] Ranking at each section and finish
 -:-:- No data available at this section
 NA No data available

Horse/Jockey Name	Mishpat/Kelsey Lenton
Finish Rank	9
Fastest Section Time (Section)	0:11.12 (1800-1600)
Top Speed [km/h] (Section)	66.2 (1800-1600)
Race State	Finished



Kilcoy QLD --Professional-2026-06-30

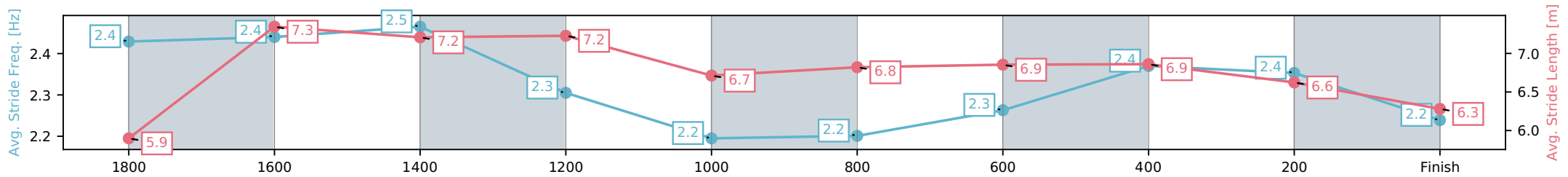
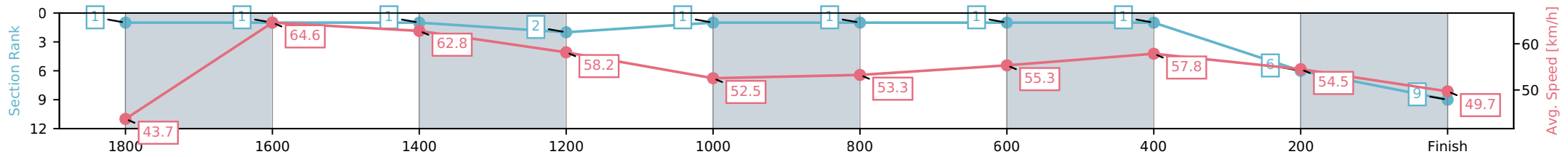
Race 1: SEARLES GARDEN PRODUCTS Maiden Plate - 1900m

30 June 2026 - 12:30PM

Track Rating: Soft 6, Weather: Overcast, Rail Position: True Entire Circuit



Section	L1900	L1800	L1600	L1400	L1200	L1000	L800	L600	L400	L200
Section Times	2:05.33 (0:09.25)	1:56.08 [1] (0:11.12)	1:44.96 [1] (0:11.56)	1:33.40 [1] (0:12.46)	1:20.95 [2] (0:13.85)	1:07.10 [1] (0:13.52)	0:53.58 [1] (0:13.07)	0:40.51 [1] (0:12.48)	0:28.03 [1] (0:13.42)	0:14.61 [6] (0:14.61)
Average Speed [km/h]	43.7	64.6	62.8	58.2	52.5	53.3	55.3	57.8	54.5	49.7
Top Speed [km/h]	61.6	66.2	65.7	60.6	53.6	54.3	56.7	58.7	57.7	51.6
Avg. Dist. to Rail [m]	7.3	1.4	1.3	2.3	1.4	0.6	0.6	2.0	2.0	3.9
Avg. Stride Freq. [Hz]	2.4	2.4	2.5	2.3	2.2	2.2	2.3	2.4	2.4	2.2
Avg. Stride Length [m]	5.9	7.3	7.2	7.2	6.7	6.8	6.9	6.9	6.6	6.3



[] Ranking at each section and finish
 -:-:- No data available at this section
 NA No data available

Horse/Jockey Name	Nuzana/Fred Larson
Finish Rank	10
Fastest Section Time (Section)	0:11.55 (1800-1600)
Top Speed [km/h] (Section)	63.3 (1800-1600)
Race State	Finished



Kilcoy QLD --Professional-2026-06-30

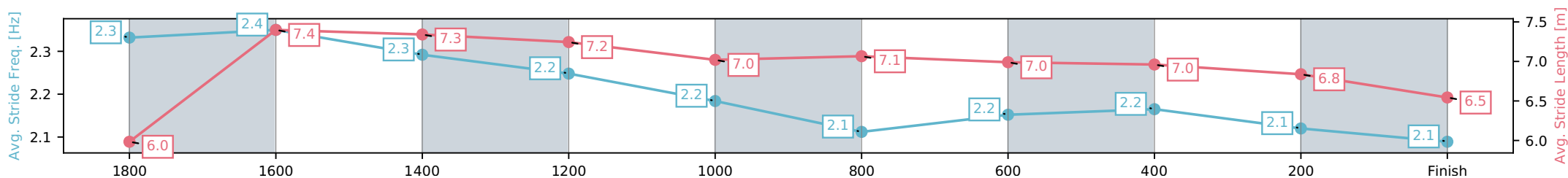
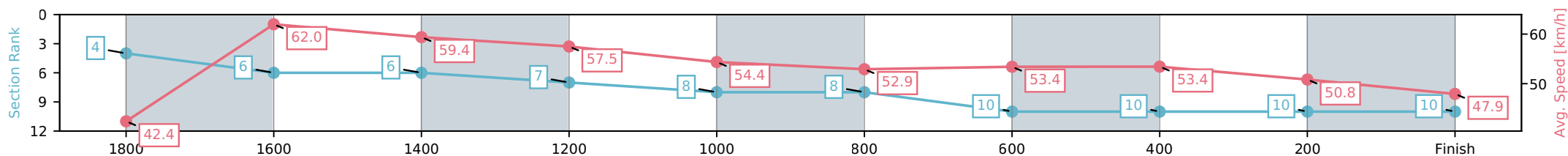
Race 1: SEARLES GARDEN PRODUCTS Maiden Plate - 1900m

30 June 2026 - 12:30PM



Track Rating: Soft 6, Weather: Overcast, Rail Position: True Entire Circuit

Section	L1900	L1800	L1600	L1400	L1200	L1000	L800	L600	L400	L200
Section Times	2:08.88 (0:09.44)	1:59.44 [4] (0:11.55)	1:47.89 [6] (0:12.09)	1:35.80 [6] (0:12.55)	1:23.25 [7] (0:13.23)	1:10.02 [8] (0:13.58)	0:56.44 [8] (0:13.54)	0:42.91 [10] (0:13.52)	0:29.38 [10] (0:14.29)	0:15.09 [10] (0:15.09)
Average Speed [km/h]	42.4	62.0	59.4	57.5	54.4	52.9	53.4	53.4	50.8	47.9
Top Speed [km/h]	61.3	63.3	61.1	59.0	55.8	54.3	54.2	54.1	52.9	49.7
Avg. Dist. to Rail [m]	2.7	1.7	1.0	1.1	0.4	0.4	0.8	1.8	1.2	2.9
Avg. Stride Freq. [Hz]	2.3	2.4	2.3	2.2	2.2	2.1	2.2	2.2	2.1	2.1
Avg. Stride Length [m]	6.0	7.4	7.3	7.2	7.0	7.1	7.0	7.0	6.8	6.5



- [] Ranking at each section and finish
- :-:- No data available at this section
- NA No data available

Horse/Jockey Name	Howdoyouzou/Les Tilley
Finish Rank	1
Fastest Section Time (Section)	0:10.12 (600-400)
Top Speed [km/h] (Section)	72.1 (600-400)
Race State	Finished



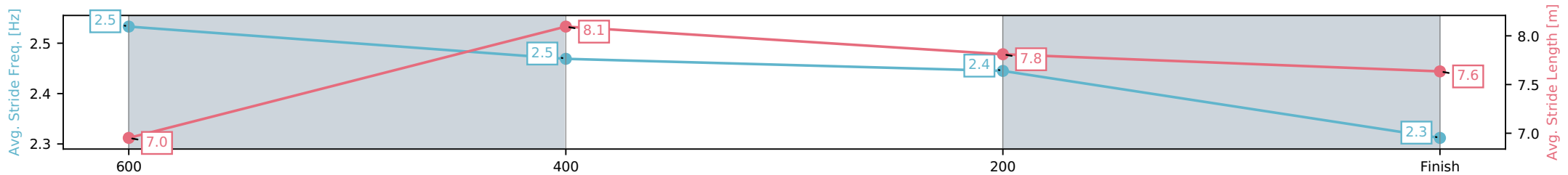
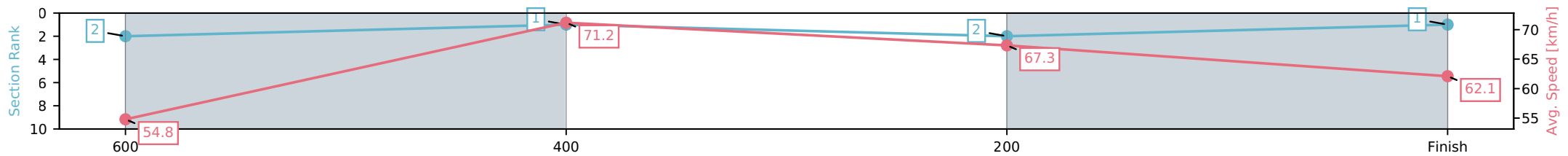
Kilcoy QLD --Professional-2026-06-30
 Race 2: SOMERSET REGIONAL COUNCIL QTIS Three-Years-Old BM62 Handicap - 800m



30 June 2026 - 1:05PM

Track Rating: Soft 7, Weather: Overcast, Rail Position: True Entire Circuit

Section	L800	L600	L400	L200
Section Times	0:45.92 (0:13.42)	0:32.50 [2] (0:10.12)	0:22.38 [1] (0:10.74)	0:11.64 [2] (0:11.64)
Average Speed [km/h]	54.8	71.2	67.3	62.1
Top Speed [km/h]	71.4	72.1	70.1	65.4
Avg. Dist. to Rail [m]	2.7	0.7	0.9	4.3
Avg. Stride Freq. [Hz]	2.5	2.5	2.4	2.3
Avg. Stride Length [m]	7.0	8.1	7.8	7.6



- [] Ranking at each section and finish
- :-:- No data available at this section
- NA No data available

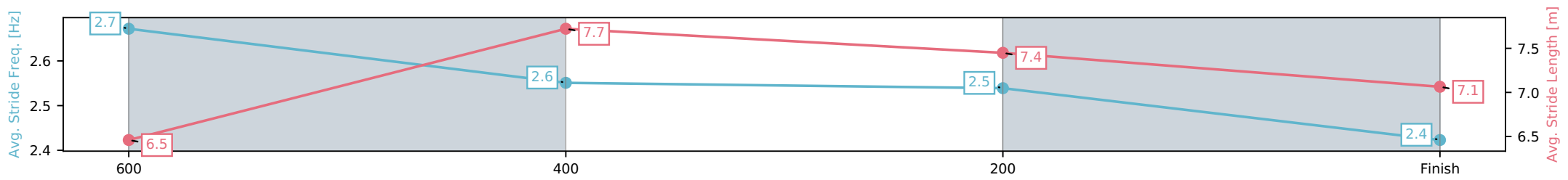
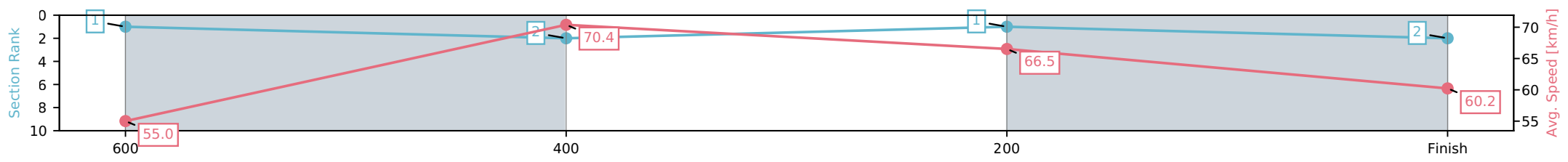
Horse/Jockey Name	Switch The Stars/Archie McColm
Finish Rank	2
Fastest Section Time (Section)	0:10.23 (600-400)
Top Speed [km/h] (Section)	70.8 (600-400)
Race State	Finished



Kilcoy QLD --Professional-2026-06-30
 Race 2: SOMERSET REGIONAL COUNCIL QTIS Three-Years-Old BM62 Handicap - 800m
 30 June 2026 - 1:05PM
 Track Rating: Soft 7, Weather: Overcast, Rail Position: True Entire Circuit



Section	L800	L600	L400	L200
Section Times	0:46.17 (0:13.33)	0:32.84 [1] (0:10.23)	0:22.61 [2] (0:10.69)	0:11.92 [1] (0:11.92)
Average Speed [km/h]	55.0	70.4	66.5	60.2
Top Speed [km/h]	70.1	70.8	69.8	63.3
Avg. Dist. to Rail [m]	1.1	0.4	1.6	3.9
Avg. Stride Freq. [Hz]	2.7	2.6	2.5	2.4
Avg. Stride Length [m]	6.5	7.7	7.4	7.1



[] Ranking at each section and finish
 -:-:- No data available at this section
 NA No data available

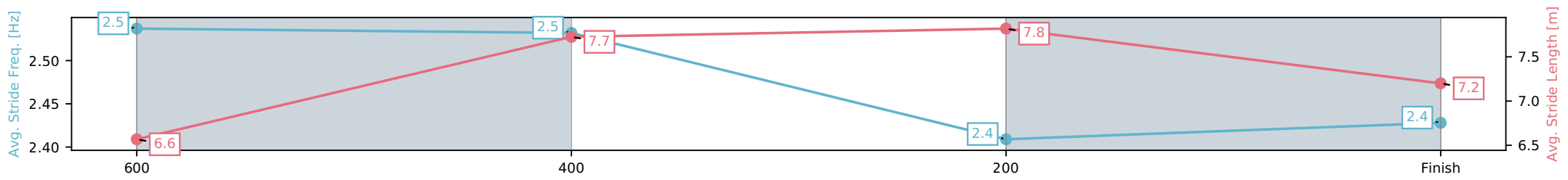
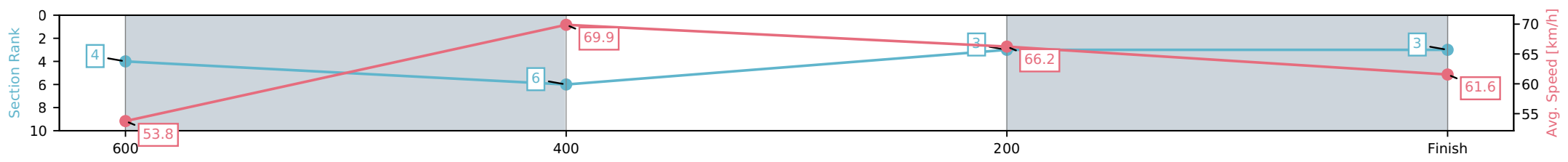
Horse/Jockey Name	Before Anyone Else/Leah Martyn
Finish Rank	3
Fastest Section Time (Section)	0:10.30 (600-400)
Top Speed [km/h] (Section)	70.7 (600-400)
Race State	Finished



Kilcoy QLD --Professional-2026-06-30
 Race 2: SOMERSET REGIONAL COUNCIL QTIS Three-Years-Old BM62 Handicap - 800m
 30 June 2026 - 1:05PM
 Track Rating: Soft 7, Weather: Overcast, Rail Position: True Entire Circuit



Section	L800	L600	L400	L200
Section Times	0:46.33 (0:13.57)	0:32.76 [4] (0:10.30)	0:22.46 [6] (0:10.80)	0:11.66 [3] (0:11.66)
Average Speed [km/h]	53.8	69.9	66.2	61.6
Top Speed [km/h]	68.8	70.7	69.0	63.6
Avg. Dist. to Rail [m]	0.5	0.7	0.8	1.8
Avg. Stride Freq. [Hz]	2.5	2.5	2.4	2.4
Avg. Stride Length [m]	6.6	7.7	7.8	7.2



[] Ranking at each section and finish
 -:-:- No data available at this section
 NA No data available

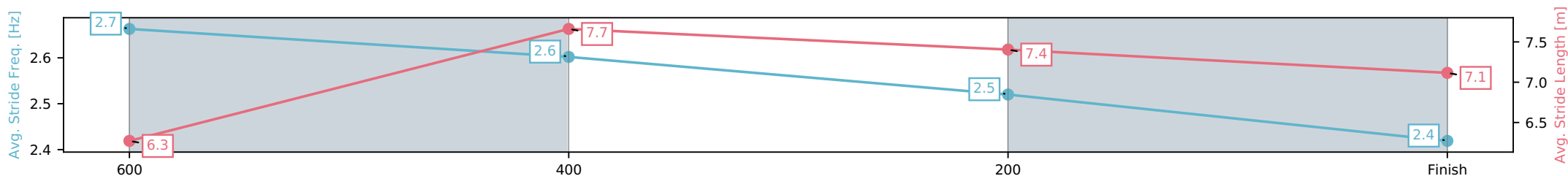
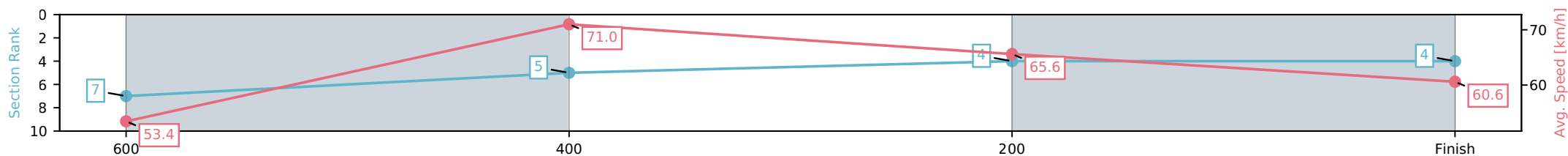
Horse/Jockey Name	Jeans/Nozi Tomizawa
Finish Rank	4
Fastest Section Time (Section)	0:10.16 (600-400)
Top Speed [km/h] (Section)	72.1 (600-400)
Race State	Finished



Kilcoy QLD --Professional-2026-06-30
 Race 2: SOMERSET REGIONAL COUNCIL QTIS Three-Years-Old BM62 Handicap - 800m
 30 June 2026 - 1:05PM
 Track Rating: Soft 7, Weather: Overcast, Rail Position: True Entire Circuit



Section	L800	L600	L400	L200
Section Times	0:46.58 (0:13.69)	0:32.89 [7] (0:10.16)	0:22.74 [5] (0:10.98)	0:11.76 [4] (0:11.76)
Average Speed [km/h]	53.4	71.0	65.6	60.6
Top Speed [km/h]	70.3	72.1	69.2	62.3
Avg. Dist. to Rail [m]	1.7	2.9	0.4	2.8
Avg. Stride Freq. [Hz]	2.7	2.6	2.5	2.4
Avg. Stride Length [m]	6.3	7.7	7.4	7.1



[] Ranking at each section and finish
 -:-:- No data available at this section
 NA No data available

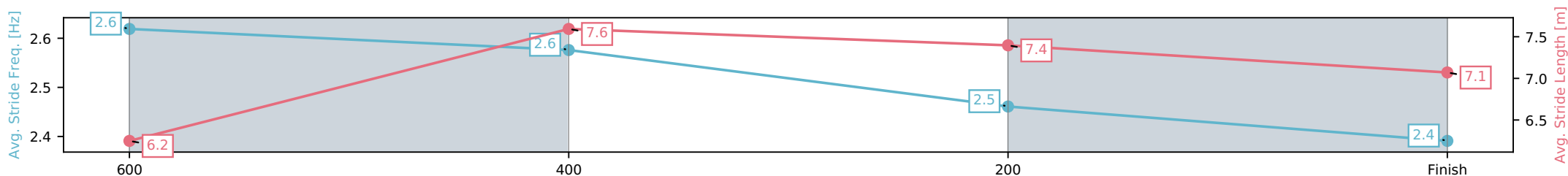
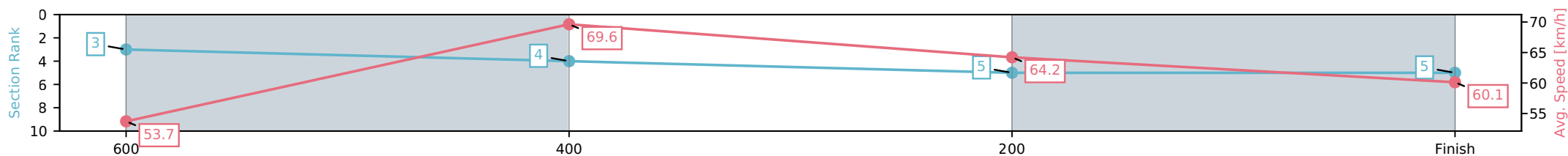
Horse/Jockey Name	Copper Star/Jaden Lloyd
Finish Rank	5
Fastest Section Time (Section)	0:10.36 (600-400)
Top Speed [km/h] (Section)	70.9 (600-400)
Race State	Finished



Kilcoy QLD --Professional-2026-06-30
 Race 2: SOMERSET REGIONAL COUNCIL QTIS Three-Years-Old BM62 Handicap - 800m
 30 June 2026 - 1:05PM
 Track Rating: Soft 7, Weather: Overcast, Rail Position: True Entire Circuit



Section	L800	L600	L400	L200
Section Times	0:47.22 (0:13.48)	0:33.74 [3] (0:10.36)	0:23.38 [4] (0:11.52)	0:11.87 [5] (0:11.87)
Average Speed [km/h]	53.7	69.6	64.2	60.1
Top Speed [km/h]	70.1	70.9	67.5	61.3
Avg. Dist. to Rail [m]	7.6	6.7	3.5	4.8
Avg. Stride Freq. [Hz]	2.6	2.6	2.5	2.4
Avg. Stride Length [m]	6.2	7.6	7.4	7.1



[] Ranking at each section and finish
 -:-:- No data available at this section
 NA No data available

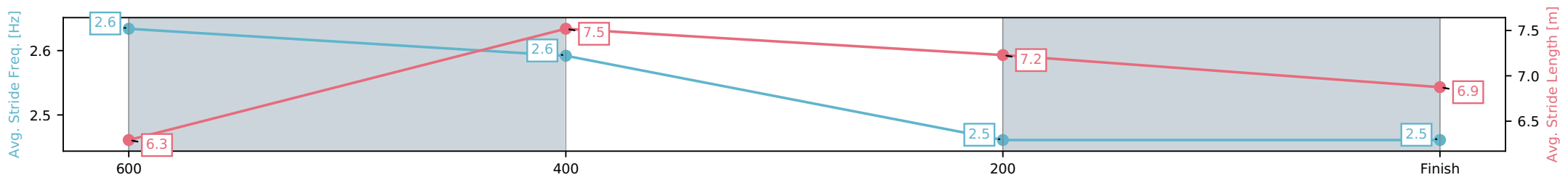

Horse/Jockey Name	Mishani Steller/Georgina Cartwright
Finish Rank	6
Fastest Section Time (Section)	0:10.42 (600-400)
Top Speed [km/h] (Section)	70.7 (600-400)
Race State	Finished



Kilcoy QLD --Professional-2026-06-30
 Race 2: SOMERSET REGIONAL COUNCIL QTIS Three-Years-Old BM62 Handicap - 800m
 30 June 2026 - 1:05PM
 Track Rating: Soft 7, Weather: Overcast, Rail Position: True Entire Circuit



Section	L800	L600	L400	L200
Section Times	0:47.23 (0:13.60)	0:33.63 [6] (0:10.42)	0:23.21 [8] (0:11.42)	0:11.79 [6] (0:11.79)
Average Speed [km/h]	53.9	69.1	62.9	60.2
Top Speed [km/h]	69.8	70.7	66.4	60.9
Avg. Dist. to Rail [m]	1.8	2.7	0.7	0.9
Avg. Stride Freq. [Hz]	2.6	2.6	2.5	2.5
Avg. Stride Length [m]	6.3	7.5	7.2	6.9



[] Ranking at each section and finish
 -:-:- No data available at this section
 NA No data available

Horse/Jockey Name	Mishani Aztec/Olivia Kendal
Finish Rank	7
Fastest Section Time (Section)	0:10.12 (600-400)
Top Speed [km/h] (Section)	73.0 (600-400)
Race State	Finished



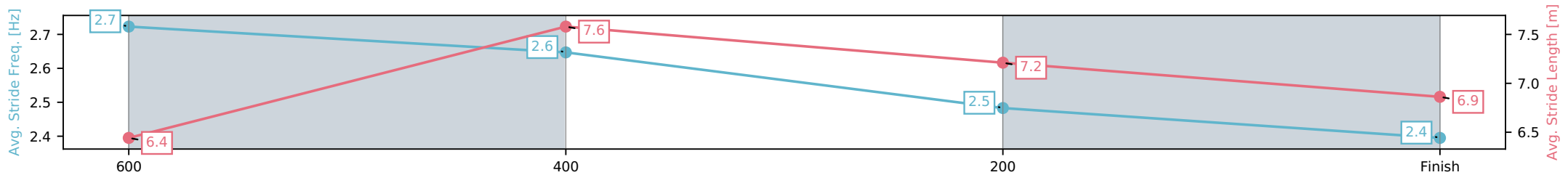
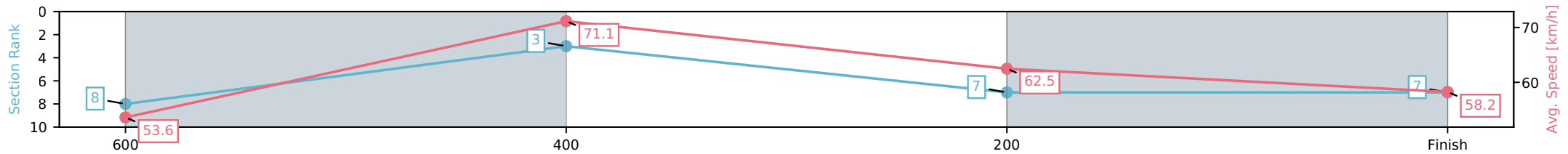
Kilcoy QLD --Professional-2026-06-30
 Race 2: SOMERSET REGIONAL COUNCIL QTIS Three-Years-
 Old BM62 Handicap - 800m



30 June 2026 - 1:05PM

Track Rating: Soft 7, Weather: Overcast, Rail Position: True Entire
 Circuit

Section	L800	L600	L400	L200
Section Times	0:47.68 (0:13.70)	0:33.98 [8] (0:10.12)	0:23.86 [3] (0:11.70)	0:12.16 [7] (0:12.16)
Average Speed [km/h]	53.6	71.1	62.5	58.2
Top Speed [km/h]	72.0	73.0	67.0	59.7
Avg. Dist. to Rail [m]	3.5	2.7	1.7	4.6
Avg. Stride Freq. [Hz]	2.7	2.6	2.5	2.4
Avg. Stride Length [m]	6.4	7.6	7.2	6.9



[] Ranking at each section and finish
 -:-:- No data available at this section
 NA No data available

Horse/Jockey Name	Tinkerbella/Tiffani Brooker
Finish Rank	8
Fastest Section Time (Section)	0:10.40 (600-400)
Top Speed [km/h] (Section)	71.3 (600-400)
Race State	Finished



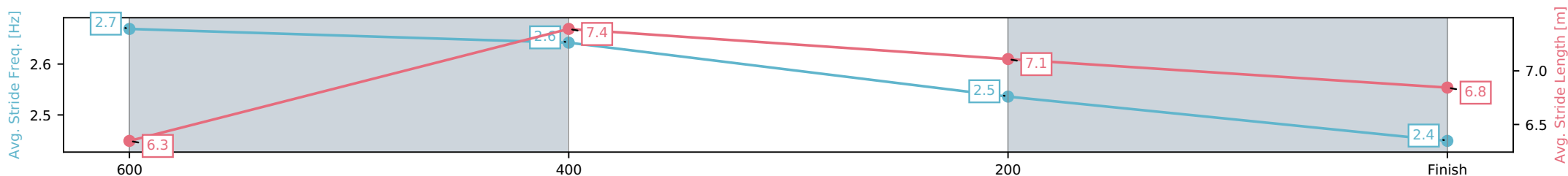
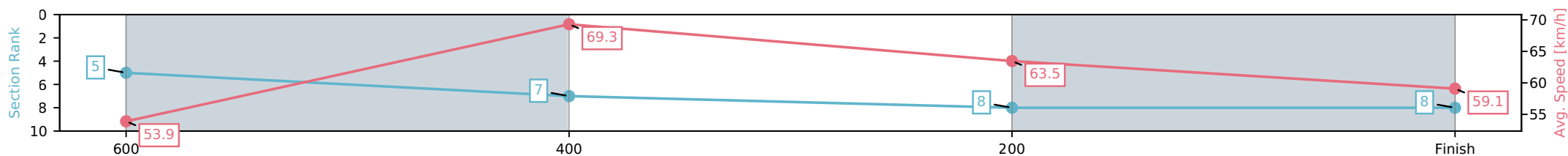
Kilcoy QLD --Professional-2026-06-30
 Race 2: SOMERSET REGIONAL COUNCIL QTIS Three-Years-Old BM62 Handicap - 800m



30 June 2026 - 1:05PM

Track Rating: Soft 7, Weather: Overcast, Rail Position: True Entire Circuit

Section	L800	L600	L400	L200
Section Times	0:47.96 (0:13.58)	0:34.38 [5] (0:10.40)	0:23.99 [7] (0:11.71)	0:12.28 [8] (0:12.28)
Average Speed [km/h]	53.9	69.3	63.5	59.1
Top Speed [km/h]	69.7	71.3	66.6	61.5
Avg. Dist. to Rail [m]	3.4	4.0	4.0	6.4
Avg. Stride Freq. [Hz]	2.7	2.6	2.5	2.4
Avg. Stride Length [m]	6.3	7.4	7.1	6.8



[] Ranking at each section and finish
 -:-:- No data available at this section
 NA No data available



Kilcoy QLD

Race 3: KILCOY GLOBAL FOODS Maiden Plate - 1500m

30 June 2026 - 1:40PM



Track Rating: Soft 7, Weather: Overcast, Rail Position: True Entire Circuit

Field Times (Race Tempo) 1:33.23 (0:08.25) 1:24.98 (0:11.17) 1:13.80 (0:11.44) 1:02.36 (0:11.69) 0:50.67 (0:12.49) 0:38.19 (0:12.42) 0:25.77 (0:12.71) 0:13.06 (0:13.06)

Rank	TAB#	Horse	Overall Time	First 400m	Top Speed km/h (Section)	L1500	L1400	L1200	L1000	L800	L600	L400	L200
	(BAR#)	Jockey	Margin (DT-W)	Last 600m	Fastest Section (Time)	Start - 1400	1400 - 1200	1200 - 1000	1000 - 800	800 - 600	600 - 400	400 - 200	200 - Finish
1	5	Teddy Too Cheap	1:33.23	0:25.49	65.6 (1400-1200)	1:33.23	1:24.74 [6]	1:13.49 [5]	1:02.08 [4]	0:50.48 [3]	0:37.95 [3]	0:25.77 [1]	0:12.87 [2]
	(4)	Micheal Hellyer		0:37.94	1400-1200 (0:11.25)	(0:08.49)	(0:11.25)	(0:11.40)	(0:11.61)	(0:12.53)	(0:12.18)	(0:12.89)	(0:12.87)
2	1	Brass Band	1:33.26	0:25.23	66.9 (1400-1200)	1:33.26	1:24.88 [5]	1:13.80 [3]	1:02.39 [1]	0:50.70 [1]	0:38.22 [1]	0:25.71 [2]	0:13.09 [1]
	(2)	Tiffani Brooker	0.2L (-10)	0:38.22	1400-1200 (0:11.08)	(0:08.38)	(0:11.08)	(0:11.41)	(0:11.69)	(0:12.49)	(0:12.51)	(0:12.62)	(0:13.09)
3	7	Mistemba	1:33.75	0:25.88	65.1 (1400-1200)	1:33.75	1:25.16 [7]	1:13.85 [6]	1:02.21 [6]	0:50.40 [6]	0:38.01 [6]	0:25.74 [7]	0:13.07 [3]
	(1)	Bailie Baker	3.0L (-8)	0:38.01	1400-1200 (0:11.32)	(0:08.59)	(0:11.32)	(0:11.64)	(0:11.81)	(0:12.39)	(0:12.27)	(0:12.67)	(0:13.07)
4	2	Moana Nui	1:33.89	0:26.36	64.1 (1400-1200)	1:33.89	1:24.93 [10]	1:13.54 [10]	1:01.49 [10]	0:49.76 [10]	0:37.85 [9]	0:25.51 [9]	0:12.75 [4]
	(10)	Paul Hamblin	3.9L (-10)	0:37.85	1400-1200 (0:11.40)	(0:08.96)	(0:11.40)	(0:12.05)	(0:11.73)	(0:11.91)	(0:12.34)	(0:12.76)	(0:12.75)
5	10	Winning Flame	1:34.86	0:26.23	64.3 (1400-1200)	1:34.86	1:26.14 [9]	1:14.62 [9]	1:02.70 [9]	0:51.06 [9]	0:38.66 [10]	0:26.63 [8]	0:13.41 [6]
	(8)	Ross O'Sullivan	9.6L (+0)	0:38.66	1400-1200 (0:11.52)	(0:08.72)	(0:11.52)	(0:11.92)	(0:11.64)	(0:12.41)	(0:12.03)	(0:13.22)	(0:13.41)
6	9	Picka Poppy	1:34.89	0:25.87	64.1 (1400-1200)	1:34.89	1:26.60 [2]	1:14.98 [7]	1:03.18 [7]	0:51.35 [8]	0:38.95 [8]	0:26.49 [10]	0:13.37 [8]
	(6)	Kayla Johnston	9.8L (-5)	0:38.96	1400-1200 (0:11.63)	(0:08.29)	(0:11.63)	(0:11.79)	(0:11.84)	(0:12.39)	(0:12.47)	(0:13.12)	(0:13.37)
7	8	Our Sassy Princess	1:35.14	0:26.10	64.4 (1400-1200)	1:35.14	1:26.43 [8]	1:15.04 [8]	1:03.19 [8]	0:51.64 [7]	0:39.40 [7]	0:27.16 [6]	0:13.86 [5]
	(3)	Nozi Tomizawa	11.2L (-4)	0:39.39	1400-1200 (0:11.40)	(0:08.71)	(0:11.40)	(0:11.85)	(0:11.55)	(0:12.24)	(0:12.23)	(0:13.30)	(0:13.86)
8	6	Cairo Queen	1:35.34	0:25.32	66.7 (1400-1200)	1:35.34	1:26.99 [4]	1:15.89 [2]	1:04.30 [3]	0:52.41 [4]	0:39.80 [5]	0:27.43 [4]	0:13.88 [7]
	(5)	Archie McColm	12.4L (+0)	0:39.81	1400-1200 (0:11.10)	(0:08.35)	(0:11.10)	(0:11.60)	(0:11.89)	(0:12.61)	(0:12.37)	(0:13.56)	(0:13.88)
9	3	Mud 'N' Blood	1:36.62	0:25.41	67.3 (1400-1200)	1:36.62	1:28.37 [1]	1:17.19 [1]	1:05.37 [5]	0:53.51 [5]	0:41.10 [4]	0:28.66 [5]	0:14.79 [10]
	(7)	Dale Smith	20.0L (+1)	0:41.09	1400-1200 (0:11.17)	(0:08.25)	(0:11.17)	(0:11.82)	(0:11.87)	(0:12.41)	(0:12.43)	(0:13.87)	(0:14.79)
10	4	Heroic Villen	1:36.74	0:25.30	67.0 (1400-1200)	1:36.74	1:28.40 [3]	1:17.28 [4]	1:05.73 [2]	0:54.09 [2]	0:41.54 [2]	0:29.05 [3]	0:15.14 [9]
	(9)	Les Tilley	20.7L (+0)	0:41.55	1400-1200 (0:11.12)	(0:08.34)	(0:11.12)	(0:11.54)	(0:11.65)	(0:12.55)	(0:12.49)	(0:13.92)	(0:15.14)

Scratched: O'reilly's Shout (#11)

Report Created: Tue 30 June 2026

(Note: Races are conducted over an approximate distance as close as possible to the advertised distance, and recorded data may vary accordingly. Official times refer to race times only and do not include handicap times.)

[] Position in running at each section and finish TAB# Saddle cloth number

Fastest split

--- No data available at this section

BAR# Barrier/Gate Position

Fastest section

NA No data available

DNF Did not finish

DNT Did not track

DT-W Distance travelled compared to winner in metres

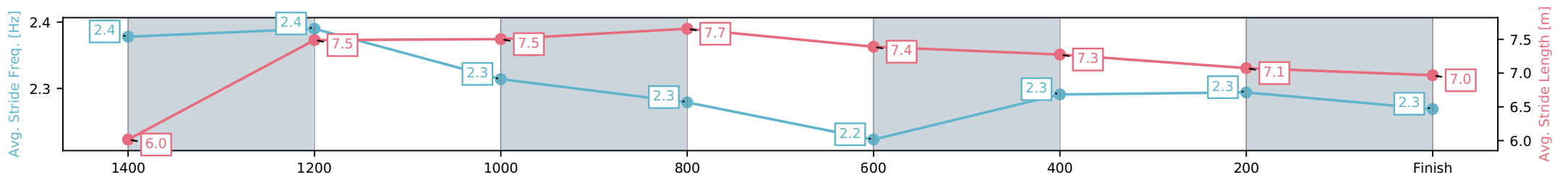
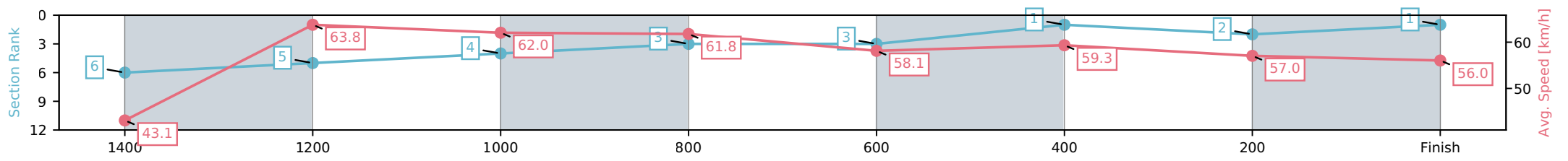
Horse/Jockey Name	Teddy Too Cheap/Micheal Hellyer
Finish Rank	1
Fastest Section Time (Section)	0:11.25 (1400-1200)
Top Speed [km/h] (Section)	65.6 (1400-1200)
Race State	Finished



Kilcoy QLD --Professional-2026-06-30
 Race 3: KILCOY GLOBAL FOODS Maiden Plate - 1500m
 30 June 2026 - 1:40PM
 Track Rating: Soft 7, Weather: Overcast, Rail Position: True Entire Circuit



Section	L1500	L1400	L1200	L1000	L800	L600	L400	L200
Section Times	1:33.23 (0:08.49)	1:24.74 [6] (0:11.25)	1:13.49 [5] (0:11.40)	1:02.08 [4] (0:11.61)	0:50.48 [3] (0:12.53)	0:37.95 [3] (0:12.18)	0:25.77 [1] (0:12.89)	0:12.87 [2] (0:12.87)
Average Speed [km/h]	43.1	63.8	62.0	61.8	58.1	59.3	57.0	56.0
Top Speed [km/h]	61.5	65.6	63.2	62.8	60.1	60.6	59.1	56.9
Avg. Dist. to Rail [m]	4.7	1.5	2.6	1.5	1.8	3.0	2.7	2.8
Avg. Stride Freq. [Hz]	2.4	2.4	2.3	2.3	2.2	2.3	2.3	2.3
Avg. Stride Length [m]	6.0	7.5	7.5	7.7	7.4	7.3	7.1	7.0



[] Ranking at each section and finish
 -:-:- No data available at this section
 NA No data available

Horse/Jockey Name	Brass Band/Tiffani Brooker
Finish Rank	2
Fastest Section Time (Section)	0:11.08 (1400-1200)
Top Speed [km/h] (Section)	66.9 (1400-1200)
Race State	Finished



Kilcoy QLD --Professional-2026-06-30

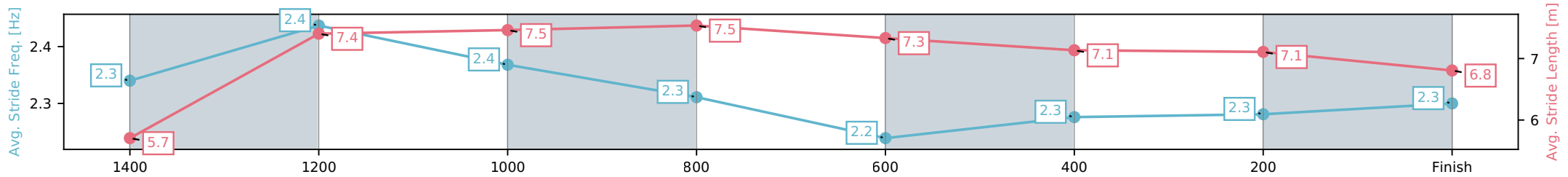
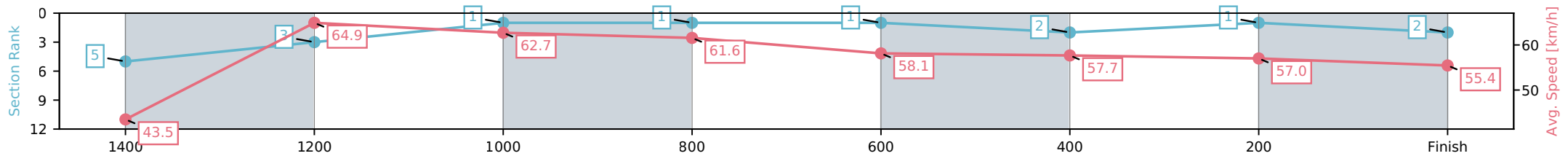
Race 3: KILCOY GLOBAL FOODS Maiden Plate - 1500m

30 June 2026 - 1:40PM

Track Rating: Soft 7, Weather: Overcast, Rail Position: True Entire Circuit



Section	L1500	L1400	L1200	L1000	L800	L600	L400	L200
Section Times	1:33.26 (0:08.38)	1:24.88 [5] (0:11.08)	1:13.80 [3] (0:11.41)	1:02.39 [1] (0:11.69)	0:50.70 [1] (0:12.49)	0:38.22 [1] (0:12.51)	0:25.71 [2] (0:12.62)	0:13.09 [1] (0:13.09)
Average Speed [km/h]	43.5	64.9	62.7	61.6	58.1	57.7	57.0	55.4
Top Speed [km/h]	60.8	66.9	64.0	63.0	59.3	58.3	58.3	56.3
Avg. Dist. to Rail [m]	4.1	1.4	1.1	0.3	1.2	1.1	0.2	1.9
Avg. Stride Freq. [Hz]	2.3	2.4	2.4	2.3	2.2	2.3	2.3	2.3
Avg. Stride Length [m]	5.7	7.4	7.5	7.5	7.3	7.1	7.1	6.8



[] Ranking at each section and finish
 -:-:- No data available at this section
 NA No data available

Horse/Jockey Name	Mistemba/Bailie Baker
Finish Rank	3
Fastest Section Time (Section)	0:11.32 (1400-1200)
Top Speed [km/h] (Section)	65.1 (1400-1200)
Race State	Finished



Kilcoy QLD --Professional-2026-06-30

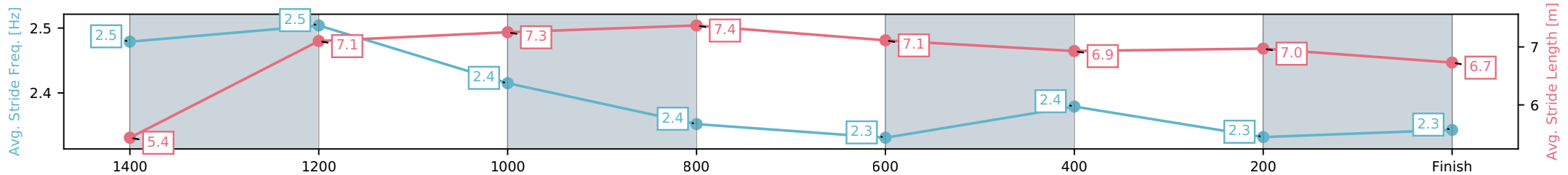
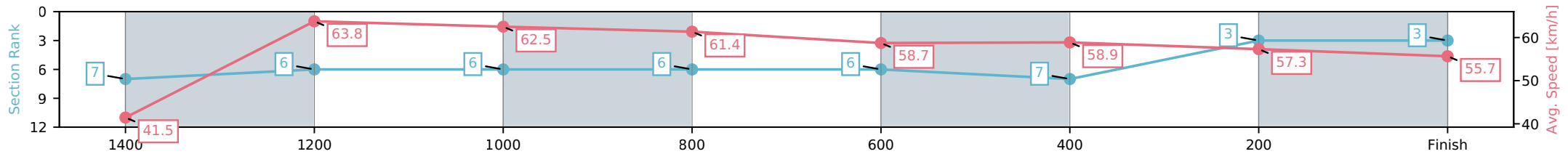
Race 3: KILCOY GLOBAL FOODS Maiden Plate - 1500m

30 June 2026 - 1:40PM

Track Rating: Soft 7, Weather: Overcast, Rail Position: True Entire Circuit



Section	L1500	L1400	L1200	L1000	L800	L600	L400	L200
Section Times	1:33.75 (0:08.59)	1:25.16 [7] (0:11.32)	1:13.85 [6] (0:11.64)	1:02.21 [6] (0:11.81)	0:50.40 [6] (0:12.39)	0:38.01 [6] (0:12.27)	0:25.74 [7] (0:12.67)	0:13.07 [3] (0:13.07)
Average Speed [km/h]	41.5	63.8	62.5	61.4	58.7	58.9	57.3	55.7
Top Speed [km/h]	59.2	65.1	63.7	62.3	61.1	60.5	58.4	56.9
Avg. Dist. to Rail [m]	3.6	0.8	1.8	1.9	1.8	1.3	1.1	5.5
Avg. Stride Freq. [Hz]	2.5	2.5	2.4	2.4	2.3	2.4	2.3	2.3
Avg. Stride Length [m]	5.4	7.1	7.3	7.4	7.1	6.9	7.0	6.7



[] Ranking at each section and finish
 -:-:- No data available at this section
 NA No data available

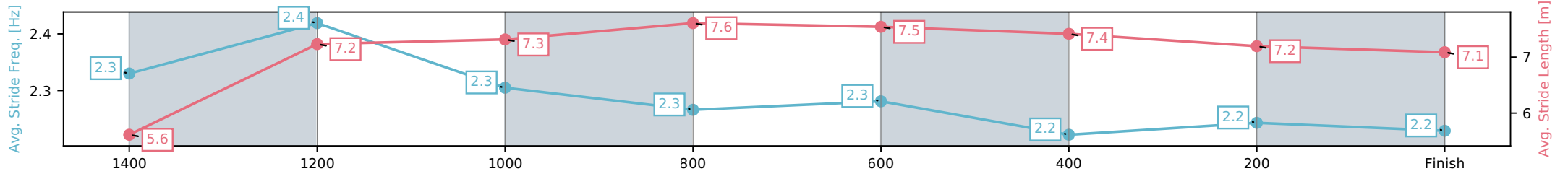
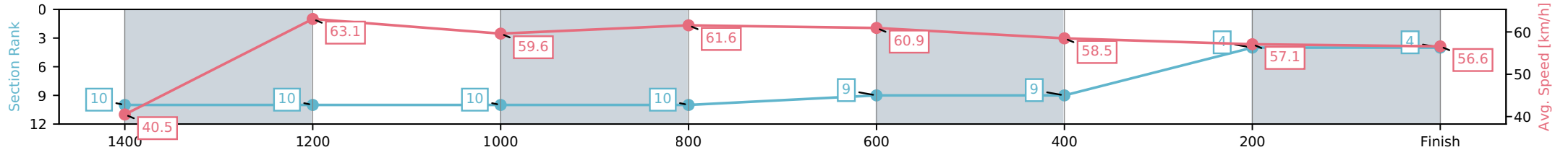
Horse/Jockey Name	Moana Nui/Paul Hamblin
Finish Rank	4
Fastest Section Time (Section)	0:11.40 (1400-1200)
Top Speed [km/h] (Section)	64.1 (1400-1200)
Race State	Finished



Kilcoy QLD --Professional-2026-06-30
 Race 3: KILCOY GLOBAL FOODS Maiden Plate - 1500m
 30 June 2026 - 1:40PM
 Track Rating: Soft 7, Weather: Overcast, Rail Position: True Entire Circuit



Section	L1500	L1400	L1200	L1000	L800	L600	L400	L200
Section Times	1:33.89 (0:08.96)	1:24.93 [10] (0:11.40)	1:13.54 [10] (0:12.05)	1:01.49 [10] (0:11.73)	0:49.76 [10] (0:11.91)	0:37.85 [9] (0:12.34)	0:25.51 [9] (0:12.76)	0:12.75 [4] (0:12.75)
Average Speed [km/h]	40.5	63.1	59.6	61.6	60.9	58.5	57.1	56.6
Top Speed [km/h]	59.5	64.1	61.4	62.2	62.0	59.4	59.5	57.8
Avg. Dist. to Rail [m]	11.1	2.2	0.6	0.9	1.3	1.4	1.5	1.5
Avg. Stride Freq. [Hz]	2.3	2.4	2.3	2.3	2.3	2.2	2.2	2.2
Avg. Stride Length [m]	5.6	7.2	7.3	7.6	7.5	7.4	7.2	7.1



[] Ranking at each section and finish
 -:-:- No data available at this section
 NA No data available

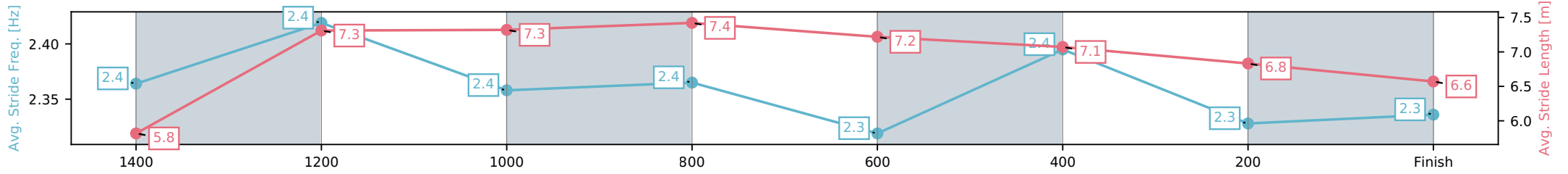
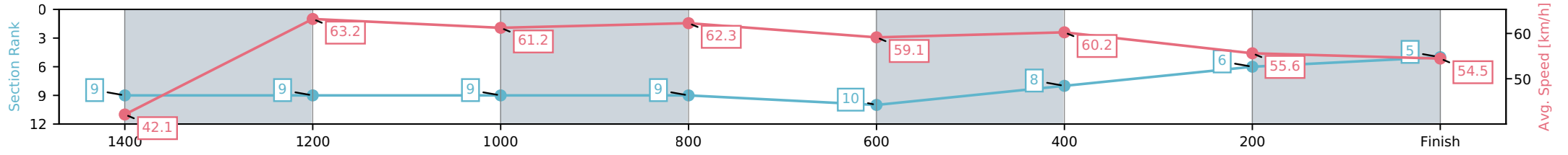
Horse/Jockey Name	Winning Flame/Ross O'Sullivan
Finish Rank	5
Fastest Section Time (Section)	0:11.52 (1400-1200)
Top Speed [km/h] (Section)	64.3 (1400-1200)
Race State	Finished



Kilcoy QLD --Professional-2026-06-30
 Race 3: KILCOY GLOBAL FOODS Maiden Plate - 1500m
 30 June 2026 - 1:40PM
 Track Rating: Soft 7, Weather: Overcast, Rail Position: True Entire Circuit



Section	L1500	L1400	L1200	L1000	L800	L600	L400	L200
Section Times	1:34.86 (0:08.72)	1:26.14 [9] (0:11.52)	1:14.62 [9] (0:11.92)	1:02.70 [9] (0:11.64)	0:51.06 [9] (0:12.41)	0:38.66 [10] (0:12.03)	0:26.63 [8] (0:13.22)	0:13.41 [6] (0:13.41)
Average Speed [km/h]	42.1	63.2	61.2	62.3	59.1	60.2	55.6	54.5
Top Speed [km/h]	60.1	64.3	61.9	63.7	60.2	60.9	59.0	55.8
Avg. Dist. to Rail [m]	9.7	4.8	2.5	2.0	2.9	3.9	2.6	4.2
Avg. Stride Freq. [Hz]	2.4	2.4	2.4	2.4	2.3	2.4	2.3	2.3
Avg. Stride Length [m]	5.8	7.3	7.3	7.4	7.2	7.1	6.8	6.6



[] Ranking at each section and finish
 -:-:- No data available at this section
 NA No data available

Horse/Jockey Name	Picka Poppy/Kayla Johnston
Finish Rank	6
Fastest Section Time (Section)	0:11.63 (1400-1200)
Top Speed [km/h] (Section)	64.1 (1400-1200)
Race State	Finished



Kilcoy QLD --Professional-2026-06-30

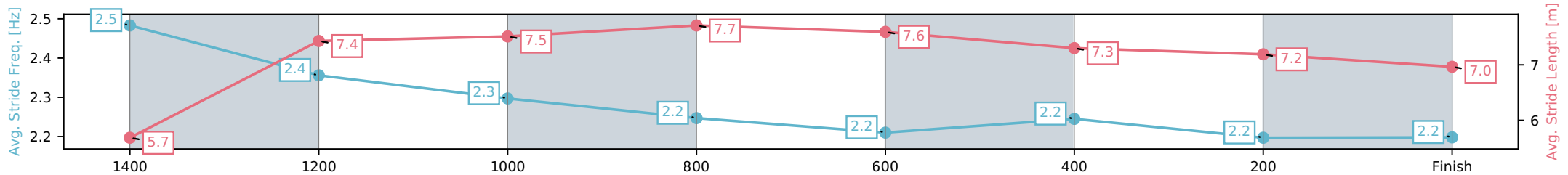
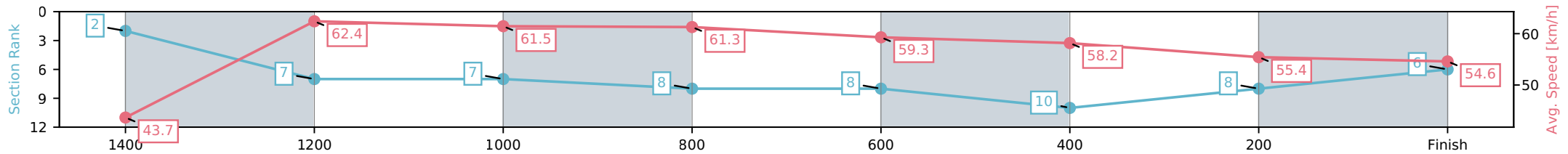
Race 3: KILCOY GLOBAL FOODS Maiden Plate - 1500m

30 June 2026 - 1:40PM

Track Rating: Soft 7, Weather: Overcast, Rail Position: True Entire Circuit



Section	L1500	L1400	L1200	L1000	L800	L600	L400	L200
Section Times	1:34.89 (0:08.29)	1:26.60 [2] (0:11.63)	1:14.98 [7] (0:11.79)	1:03.18 [7] (0:11.84)	0:51.35 [8] (0:12.39)	0:38.95 [8] (0:12.47)	0:26.49 [10] (0:13.12)	0:13.37 [8] (0:13.37)
Average Speed [km/h]	43.7	62.4	61.5	61.3	59.3	58.2	55.4	54.6
Top Speed [km/h]	60.5	64.1	62.4	62.0	61.2	58.9	57.7	56.3
Avg. Dist. to Rail [m]	8.4	3.9	1.3	2.1	3.2	3.1	1.3	2.1
Avg. Stride Freq. [Hz]	2.5	2.4	2.3	2.2	2.2	2.2	2.2	2.2
Avg. Stride Length [m]	5.7	7.4	7.5	7.7	7.6	7.3	7.2	7.0



- [] Ranking at each section and finish
- :-:- No data available at this section
- NA No data available

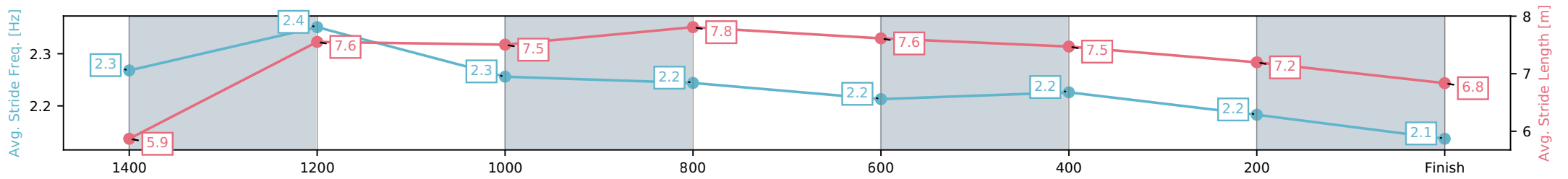
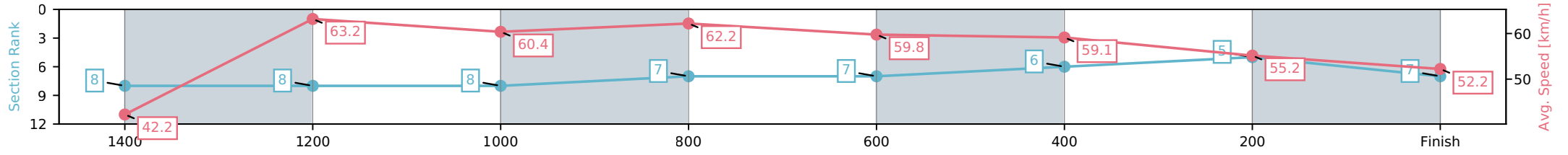
Horse/Jockey Name	Our Sassy Princess/Nozi Tomizawa
Finish Rank	7
Fastest Section Time (Section)	0:11.40 (1400-1200)
Top Speed [km/h] (Section)	64.4 (1400-1200)
Race State	Finished



Kilcoy QLD --Professional-2026-06-30
 Race 3: KILCOY GLOBAL FOODS Maiden Plate - 1500m
 30 June 2026 - 1:40PM
 Track Rating: Soft 7, Weather: Overcast, Rail Position: True Entire Circuit



Section	L1500	L1400	L1200	L1000	L800	L600	L400	L200
Section Times	1:35.14 (0:08.71)	1:26.43 [8] (0:11.40)	1:15.04 [8] (0:11.85)	1:03.19 [8] (0:11.55)	0:51.64 [7] (0:12.24)	0:39.40 [7] (0:12.23)	0:27.16 [6] (0:13.30)	0:13.86 [5] (0:13.86)
Average Speed [km/h]	42.2	63.2	60.4	62.2	59.8	59.1	55.2	52.2
Top Speed [km/h]	61.0	64.4	61.9	63.4	61.2	59.8	58.3	52.9
Avg. Dist. to Rail [m]	5.4	2.1	1.5	0.8	2.4	3.8	2.2	1.8
Avg. Stride Freq. [Hz]	2.3	2.4	2.3	2.2	2.2	2.2	2.2	2.1
Avg. Stride Length [m]	5.9	7.6	7.5	7.8	7.6	7.5	7.2	6.8



[] Ranking at each section and finish
 -:-:- No data available at this section
 NA No data available

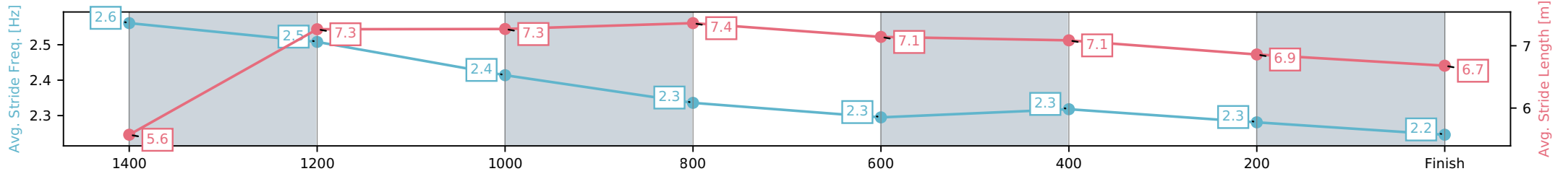
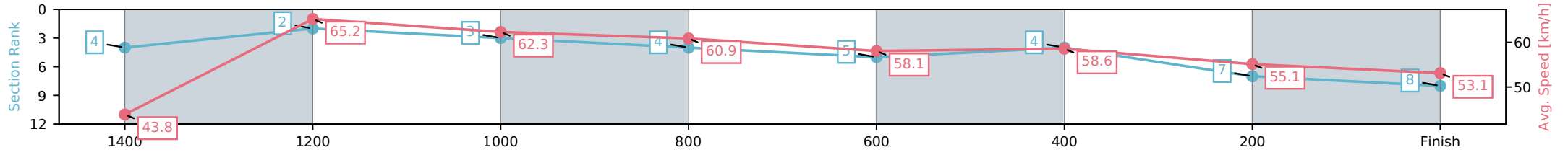
Horse/Jockey Name	Cairo Queen/Archie McColm
Finish Rank	8
Fastest Section Time (Section)	0:11.10 (1400-1200)
Top Speed [km/h] (Section)	66.7 (1400-1200)
Race State	Finished



Kilcoy QLD --Professional-2026-06-30
 Race 3: KILCOY GLOBAL FOODS Maiden Plate - 1500m
 30 June 2026 - 1:40PM
 Track Rating: Soft 7, Weather: Overcast, Rail Position: True Entire Circuit



Section	L1500	L1400	L1200	L1000	L800	L600	L400	L200
Section Times	1:35.34 (0:08.35)	1:26.99 [4] (0:11.10)	1:15.89 [2] (0:11.60)	1:04.30 [3] (0:11.89)	0:52.41 [4] (0:12.61)	0:39.80 [5] (0:12.37)	0:27.43 [4] (0:13.56)	0:13.88 [7] (0:13.88)
Average Speed [km/h]	43.8	65.2	62.3	60.9	58.1	58.6	55.1	53.1
Top Speed [km/h]	61.7	66.7	63.8	62.1	60.0	60.2	57.9	54.3
Avg. Dist. to Rail [m]	7.5	3.5	0.6	1.9	2.5	3.3	4.5	6.6
Avg. Stride Freq. [Hz]	2.6	2.5	2.4	2.3	2.3	2.3	2.3	2.2
Avg. Stride Length [m]	5.6	7.3	7.3	7.4	7.1	7.1	6.9	6.7



[] Ranking at each section and finish
 -:-:- No data available at this section
 NA No data available

Horse/Jockey Name	Mud 'N' Blood/Dale Smith
Finish Rank	9
Fastest Section Time (Section)	0:11.17 (1400-1200)
Top Speed [km/h] (Section)	67.3 (1400-1200)
Race State	Finished



Kilcoy QLD --Professional-2026-06-30

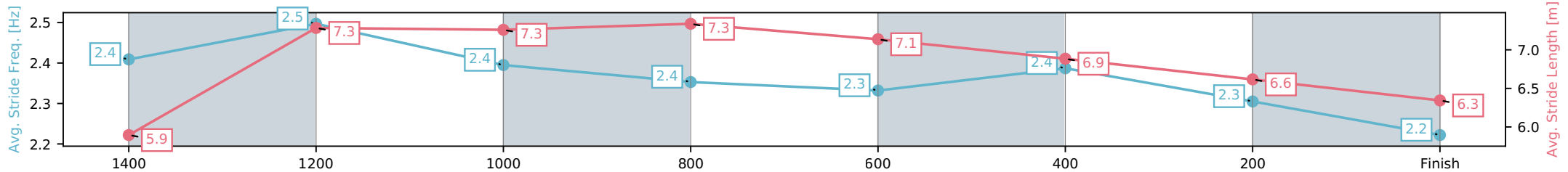
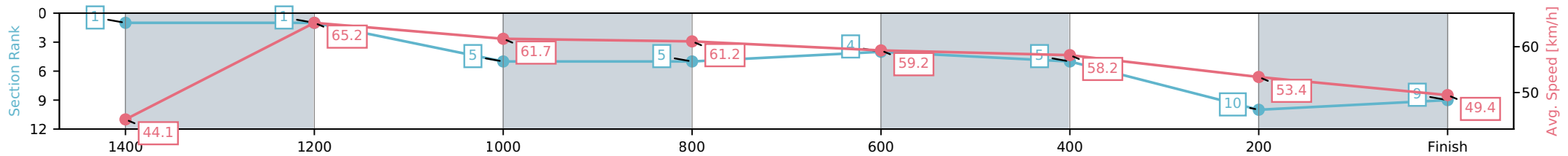
Race 3: KILCOY GLOBAL FOODS Maiden Plate - 1500m

30 June 2026 - 1:40PM

Track Rating: Soft 7, Weather: Overcast, Rail Position: True Entire Circuit



Section	L1500	L1400	L1200	L1000	L800	L600	L400	L200
Section Times	1:36.62 (0:08.25)	1:28.37 [1] (0:11.17)	1:17.19 [1] (0:11.82)	1:05.37 [5] (0:11.87)	0:53.51 [5] (0:12.41)	0:41.10 [4] (0:12.43)	0:28.66 [5] (0:13.87)	0:14.79 [10] (0:14.79)
Average Speed [km/h]	44.1	65.2	61.7	61.2	59.2	58.2	53.4	49.4
Top Speed [km/h]	61.2	67.3	62.2	62.5	59.8	59.0	56.5	51.1
Avg. Dist. to Rail [m]	9.5	4.9	2.1	2.3	3.1	3.8	3.6	2.3
Avg. Stride Freq. [Hz]	2.4	2.5	2.4	2.4	2.3	2.4	2.3	2.2
Avg. Stride Length [m]	5.9	7.3	7.3	7.3	7.1	6.9	6.6	6.3



- [] Ranking at each section and finish
- :-:- No data available at this section
- NA No data available

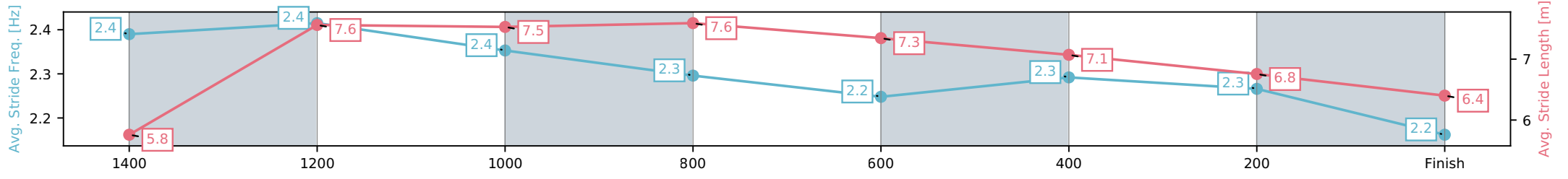
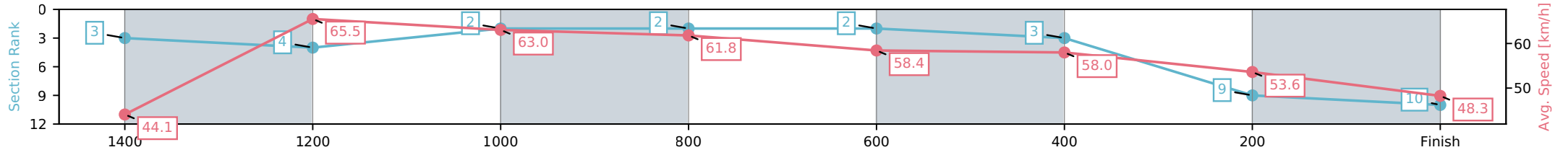
Horse/Jockey Name	Heroic Villen/Les Tilley
Finish Rank	10
Fastest Section Time (Section)	0:11.12 (1400-1200)
Top Speed [km/h] (Section)	67.0 (1400-1200)
Race State	Finished



Kilcoy QLD --Professional-2026-06-30
 Race 3: KILCOY GLOBAL FOODS Maiden Plate - 1500m
 30 June 2026 - 1:40PM
 Track Rating: Soft 7, Weather: Overcast, Rail Position: True Entire Circuit



Section	L1500	L1400	L1200	L1000	L800	L600	L400	L200
Section Times	1:36.74 (0:08.34)	1:28.40 [3] (0:11.12)	1:17.28 [4] (0:11.54)	1:05.73 [2] (0:11.65)	0:54.09 [2] (0:12.55)	0:41.54 [2] (0:12.49)	0:29.05 [3] (0:13.92)	0:15.14 [9] (0:15.14)
Average Speed [km/h]	44.1	65.5	63.0	61.8	58.4	58.0	53.6	48.3
Top Speed [km/h]	62.2	67.0	64.2	63.5	60.5	58.5	57.4	51.3
Avg. Dist. to Rail [m]	12.1	7.0	1.7	1.1	2.4	3.7	4.4	5.0
Avg. Stride Freq. [Hz]	2.4	2.4	2.4	2.3	2.2	2.3	2.3	2.2
Avg. Stride Length [m]	5.8	7.6	7.5	7.6	7.3	7.1	6.8	6.4



[] Ranking at each section and finish
 -.-.- No data available at this section
 NA No data available



Kilcoy QLD

Race 4: GREAT NORTHERN BREWERY BM55 Handicap - 1500m

30 June 2026 - 2:57PM



Track Rating: Soft 7, Weather: Overcast, Rail Position: True Entire Circuit

Field Times (Race Tempo) 1:33.85 (0:08.16) 1:25.69 (0:11.81) 1:13.88 (0:12.07) 1:01.81 (0:12.17) 0:49.65 (0:12.18) 0:37.47 (0:12.09) 0:25.38 (0:12.43) 0:12.94 (0:12.94)

Rank	TAB#	Horse	Overall Time	First 400m	Top Speed km/h (Section)	L1500	L1400	L1200	L1000	L800	L600	L400	L200
	(BAR#)	Jockey	Margin (DT-W)	Last 600m	Fastest Section (Time)	Start - 1400	1400 - 1200	1200 - 1000	1000 - 800	800 - 600	600 - 400	400 - 200	200 - Finish
1	5	Cheerful Cat	1:33.85	0:26.11	64.4 (1400-1200)	1:33.85	1:25.21 [6]	1:13.69 [3]	1:01.73 [2]	0:49.61 [2]	0:37.43 [2]	0:25.34 [2]	0:12.83 [2]
	(7)	Jaden Lloyd		0:37.43	1400-1200 (0:11.52)	(0:08.64)	(0:11.52)	(0:11.96)	(0:12.12)	(0:12.18)	(0:12.09)	(0:12.51)	(0:12.83)
2	4	Stromboli Delight	1:33.88	0:26.00	62.6 (1400-1200)	1:33.88	1:25.72 [1]	1:13.91 [1]	1:01.84 [1]	0:49.68 [1]	0:37.50 [1]	0:25.40 [1]	0:12.97 [1]
	(6)	Les Tilley	0.2L (+0)	0:37.49	1400-1200 (0:11.81)	(0:08.16)	(0:11.81)	(0:12.07)	(0:12.17)	(0:12.18)	(0:12.09)	(0:12.43)	(0:12.97)
3	10	Sistine Chapel	1:34.43	0:26.13	64.3 (1400-1200)	1:34.43	1:26.00 [2]	1:14.44 [2]	1:02.11 [4]	0:49.92 [4]	0:37.70 [4]	0:25.57 [4]	0:12.94 [4]
	(3)	Bailie Baker	3.4L (+7)	0:37.70	1400-1200 (0:11.55)	(0:08.44)	(0:11.55)	(0:12.33)	(0:12.19)	(0:12.22)	(0:12.14)	(0:12.62)	(0:12.94)
4	8	Frothsay	1:34.51	0:26.45	63.9 (1400-1200)	1:34.51	1:25.96 [5]	1:14.19 [5]	1:01.94 [5]	0:49.74 [5]	0:37.51 [6]	0:25.48 [5]	0:12.93 [5]
	(2)	Fred Larson	3.9L (+6)	0:37.51	1400-1200 (0:11.77)	(0:08.55)	(0:11.77)	(0:12.26)	(0:12.20)	(0:12.23)	(0:12.03)	(0:12.55)	(0:12.93)
5	6	Lift'n'mehigher	1:34.95	0:26.28	64.1 (1400-1200)	1:34.95	1:26.29 [7]	1:14.70 [4]	1:02.66 [3]	0:50.49 [3]	0:38.27 [3]	0:26.09 [3]	0:13.48 [3]
	(1)	Reece O'Connell	6.5L (+11)	0:38.28	1400-1200 (0:11.59)	(0:08.66)	(0:11.59)	(0:12.04)	(0:12.18)	(0:12.22)	(0:12.18)	(0:12.62)	(0:13.48)
6	11	Astern Villa	1:35.13	0:27.11	63.1 (600-400)	1:35.13	1:26.12 [8]	1:14.13 [8]	1:02.07 [8]	0:49.92 [8]	0:37.63 [8]	0:25.85 [8]	0:13.02 [7]
	(8)	Kayla Johnston	7.5L (+15)	0:37.62	600-400 (0:11.77)	(0:09.01)	(0:11.99)	(0:12.06)	(0:12.14)	(0:12.30)	(0:11.77)	(0:12.83)	(0:13.02)
7	9	Planned Encounter	1:35.28	0:26.65	62.9 (1400-1200)	1:35.28	1:26.79 [4]	1:14.93 [7]	1:02.58 [7]	0:50.48 [6]	0:38.40 [5]	0:26.13 [6]	0:13.35 [6]
	(4)	Julie Busuttin	8.4L (+3)	0:38.39	1400-1200 (0:11.86)	(0:08.49)	(0:11.86)	(0:12.35)	(0:12.10)	(0:12.08)	(0:12.27)	(0:12.77)	(0:13.35)
8	3	Torvecchio	1:35.91	0:26.62	63.1 (1400-1200)	1:35.91	1:27.43 [3]	1:15.58 [6]	1:03.26 [6]	0:51.01 [7]	0:38.88 [7]	0:26.74 [7]	0:13.63 [8]
	(5)	Amelia Heinrich	12.2L (+11)	0:38.88	1400-1200 (0:11.86)	(0:08.48)	(0:11.86)	(0:12.32)	(0:12.24)	(0:12.13)	(0:12.15)	(0:13.10)	(0:13.63)

Scratched: Best Coffee (#1), Suprendre (#2), Southoftheborder (#7)

Report Created: Tue 30 June 2026

(Note: Races are conducted over an approximate distance as close as possible to the advertised distance, and recorded data may vary accordingly. Official times refer to race times only and do not include handicap times.)

[] Position in running at each section and finish TAB# Saddle cloth number
 -:-:- No data available at this section BAR# Barrier/Gate Position
 NA No data available DNF Did not finish
 DNT Did not track DT-W Distance travelled compared to winner in metres

Fastest split
 Fastest section

data processed by TRIPLESDATA

Horse/Jockey Name	Cheerful Cat/Jaden Lloyd
Finish Rank	1
Fastest Section Time (Section)	0:11.52 (1400-1200)
Top Speed [km/h] (Section)	64.4 (1400-1200)
Race State	Finished



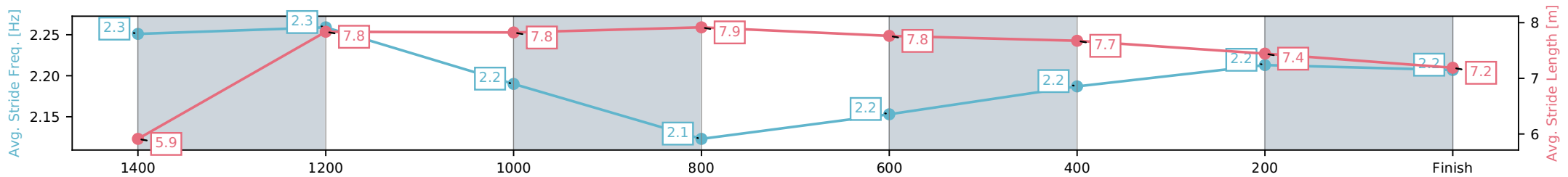
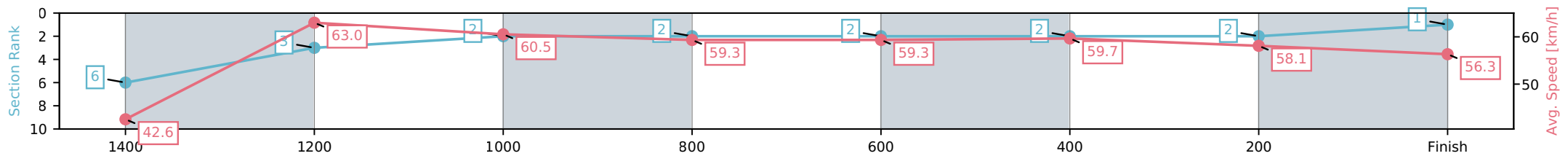
Kilcoy QLD --Professional-2026-06-30
 Race 4: GREAT NORTHERN BREWERY BM55 Handicap - 1500m



30 June 2026 - 2:57PM

Track Rating: Soft 7, Weather: Overcast, Rail Position: True Entire Circuit

Section	L1500	L1400	L1200	L1000	L800	L600	L400	L200
Section Times	1:33.85 (0:08.64)	1:25.21 [6] (0:11.52)	1:13.69 [3] (0:11.96)	1:01.73 [2] (0:12.12)	0:49.61 [2] (0:12.18)	0:37.43 [2] (0:12.09)	0:25.34 [2] (0:12.51)	0:12.83 [2] (0:12.83)
Average Speed [km/h]	42.6	63.0	60.5	59.3	59.3	59.7	58.1	56.3
Top Speed [km/h]	59.9	64.4	61.3	60.2	60.0	60.6	59.5	57.1
Avg. Dist. to Rail [m]	8.8	3.9	0.7	0.2	0.8	1.2	1.4	2.8
Avg. Stride Freq. [Hz]	2.3	2.3	2.2	2.1	2.2	2.2	2.2	2.2
Avg. Stride Length [m]	5.9	7.8	7.8	7.9	7.8	7.7	7.4	7.2



- [] Ranking at each section and finish
- :-:- No data available at this section
- NA No data available

Horse/Jockey Name	Stromboli Delight/Les Tilley
Finish Rank	2
Fastest Section Time (Section)	0:11.81 (1400-1200)
Top Speed [km/h] (Section)	62.6 (1400-1200)
Race State	Finished



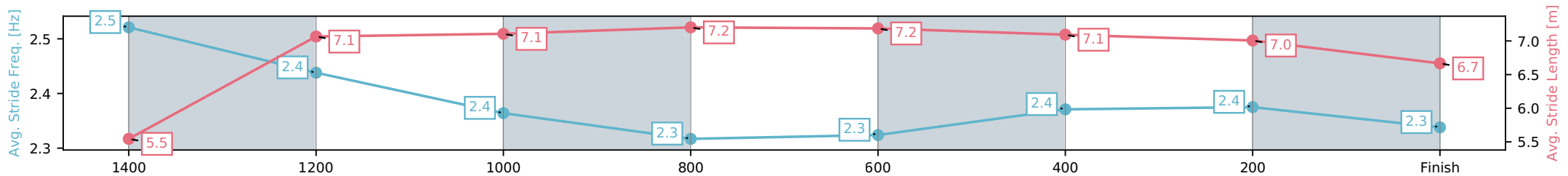
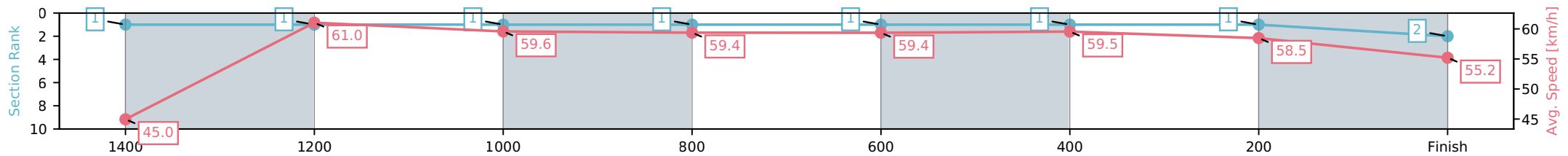
Kilcoy QLD --Professional-2026-06-30
 Race 4: GREAT NORTHERN BREWERY BM55 Handicap - 1500m



30 June 2026 - 2:57PM

Track Rating: Soft 7, Weather: Overcast, Rail Position: True Entire Circuit

Section	L1500	L1400	L1200	L1000	L800	L600	L400	L200
Section Times	1:33.88 (0:08.16)	1:25.72 [1] (0:11.81)	1:13.91 [1] (0:12.07)	1:01.84 [1] (0:12.17)	0:49.68 [1] (0:12.18)	0:37.50 [1] (0:12.09)	0:25.40 [1] (0:12.43)	0:12.97 [1] (0:12.97)
Average Speed [km/h]	45.0	61.0	59.6	59.4	59.4	59.5	58.5	55.2
Top Speed [km/h]	61.3	62.6	60.9	60.0	60.2	60.0	60.1	56.8
Avg. Dist. to Rail [m]	7.6	1.1	0.4	0.6	0.8	0.8	1.1	1.6
Avg. Stride Freq. [Hz]	2.5	2.4	2.4	2.3	2.3	2.4	2.4	2.3
Avg. Stride Length [m]	5.5	7.1	7.1	7.2	7.2	7.1	7.0	6.7



- [] Ranking at each section and finish
- :-:- No data available at this section
- NA No data available

Horse/Jockey Name	Sistine Chapel/Bailie Baker
Finish Rank	3
Fastest Section Time (Section)	0:11.55 (1400-1200)
Top Speed [km/h] (Section)	64.3 (1400-1200)
Race State	Finished



Kilcoy QLD --Professional-2026-06-30

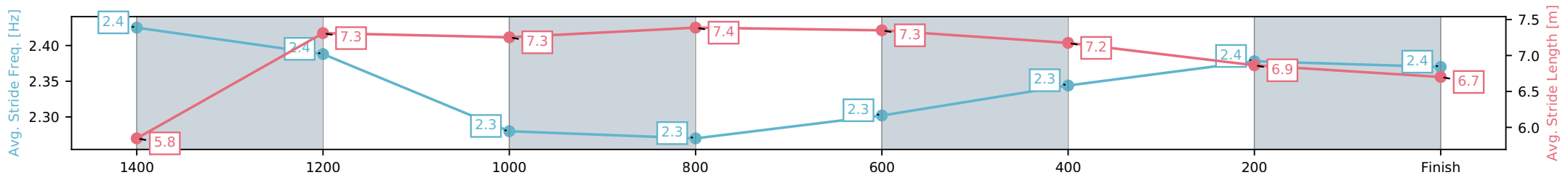
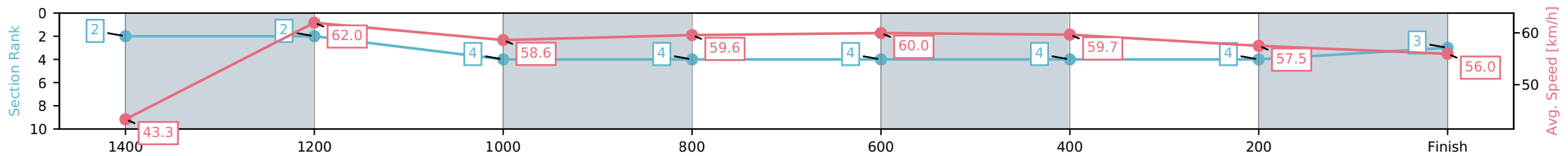
Race 4: GREAT NORTHERN BREWERY BM55 Handicap - 1500m

30 June 2026 - 2:57PM



Track Rating: Soft 7, Weather: Overcast, Rail Position: True Entire Circuit

Section	L1500	L1400	L1200	L1000	L800	L600	L400	L200
Section Times	1:34.43 (0:08.44)	1:26.00 [2] (0:11.55)	1:14.44 [2] (0:12.33)	1:02.11 [4] (0:12.19)	0:49.92 [4] (0:12.22)	0:37.70 [4] (0:12.14)	0:25.57 [4] (0:12.62)	0:12.94 [4] (0:12.94)
Average Speed [km/h]	43.3	62.0	58.6	59.6	60.0	59.7	57.5	56.0
Top Speed [km/h]	59.4	64.3	59.1	60.4	60.9	60.4	59.2	57.4
Avg. Dist. to Rail [m]	1.8	1.3	1.2	2.4	2.7	2.0	1.0	3.3
Avg. Stride Freq. [Hz]	2.4	2.4	2.3	2.3	2.3	2.3	2.4	2.4
Avg. Stride Length [m]	5.8	7.3	7.3	7.4	7.3	7.2	6.9	6.7



- [] Ranking at each section and finish
- :-:- No data available at this section
- NA No data available

Horse/Jockey Name	Frothsay/Fred Larson
Finish Rank	4
Fastest Section Time (Section)	0:11.77 (1400-1200)
Top Speed [km/h] (Section)	63.9 (1400-1200)
Race State	Finished



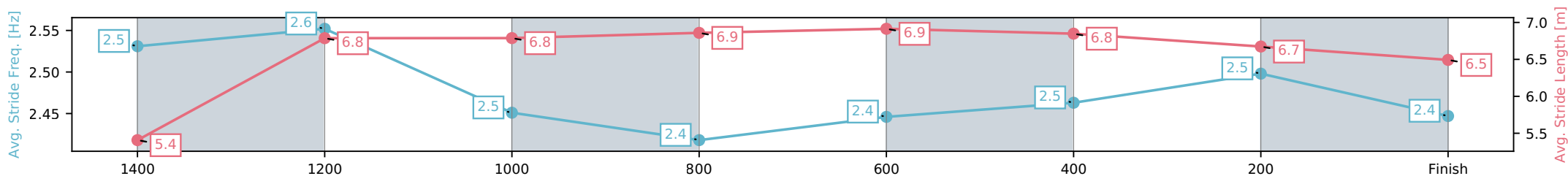
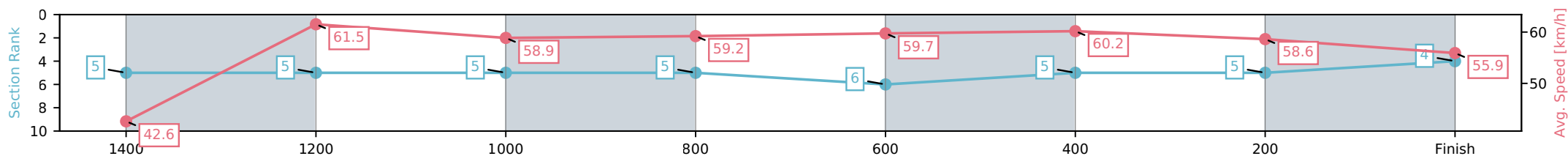
Kilcoy QLD --Professional-2026-06-30
 Race 4: GREAT NORTHERN BREWERY BM55 Handicap - 1500m



30 June 2026 - 2:57PM

Track Rating: Soft 7, Weather: Overcast, Rail Position: True Entire Circuit

Section	L1500	L1400	L1200	L1000	L800	L600	L400	L200
Section Times	1:34.51 (0:08.55)	1:25.96 [5] (0:11.77)	1:14.19 [5] (0:12.26)	1:01.94 [5] (0:12.20)	0:49.74 [5] (0:12.23)	0:37.51 [6] (0:12.03)	0:25.48 [5] (0:12.55)	0:12.93 [5] (0:12.93)
Average Speed [km/h]	42.6	61.5	58.9	59.2	59.7	60.2	58.6	55.9
Top Speed [km/h]	60.6	63.9	59.5	60.2	60.9	60.9	60.5	57.5
Avg. Dist. to Rail [m]	4.2	1.6	0.4	0.5	2.4	3.5	2.6	4.4
Avg. Stride Freq. [Hz]	2.5	2.6	2.5	2.4	2.4	2.5	2.5	2.4
Avg. Stride Length [m]	5.4	6.8	6.8	6.9	6.9	6.8	6.7	6.5



- [] Ranking at each section and finish
- :-:- No data available at this section
- NA No data available

Horse/Jockey Name	Lift'n'mehigher/Reece O'Connell
Finish Rank	5
Fastest Section Time (Section)	0:11.59 (1400-1200)
Top Speed [km/h] (Section)	64.1 (1400-1200)
Race State	Finished



Kilcoy QLD --Professional-2026-06-30

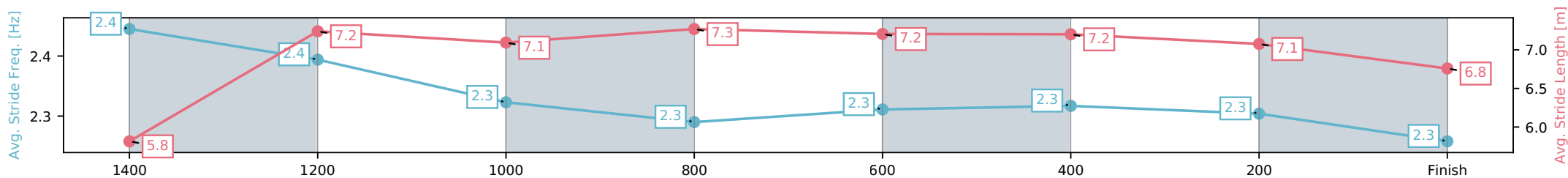
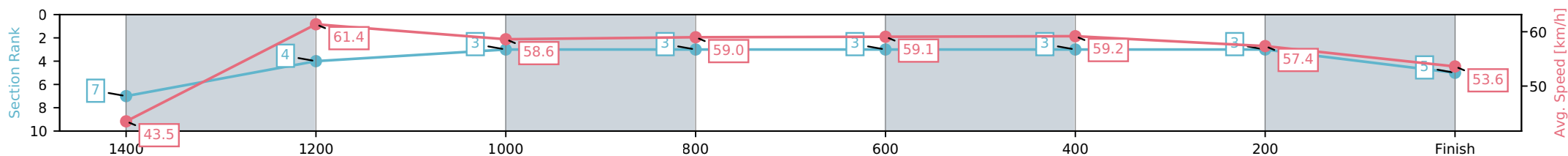
Race 4: GREAT NORTHERN BREWERY BM55 Handicap - 1500m

30 June 2026 - 2:57PM



Track Rating: Soft 7, Weather: Overcast, Rail Position: True Entire Circuit

Section	L1500	L1400	L1200	L1000	L800	L600	L400	L200
Section Times	1:34.95 (0:08.66)	1:26.29 [7] (0:11.59)	1:14.70 [4] (0:12.04)	1:02.66 [3] (0:12.18)	0:50.49 [3] (0:12.22)	0:38.27 [3] (0:12.18)	0:26.09 [3] (0:12.62)	0:13.48 [3] (0:13.48)
Average Speed [km/h]	43.5	61.4	58.6	59.0	59.1	59.2	57.4	53.6
Top Speed [km/h]	60.5	64.1	60.2	59.7	59.5	59.8	58.7	55.5
Avg. Dist. to Rail [m]	2.0	2.3	3.3	0.8	0.5	0.4	0.7	1.9
Avg. Stride Freq. [Hz]	2.4	2.4	2.3	2.3	2.3	2.3	2.3	2.3
Avg. Stride Length [m]	5.8	7.2	7.1	7.3	7.2	7.2	7.1	6.8



- [] Ranking at each section and finish
- :-:- No data available at this section
- NA No data available

Horse/Jockey Name	Astern Villa/Kayla Johnston
Finish Rank	6
Fastest Section Time (Section)	0:11.77 (600-400)
Top Speed [km/h] (Section)	63.1 (600-400)
Race State	Finished



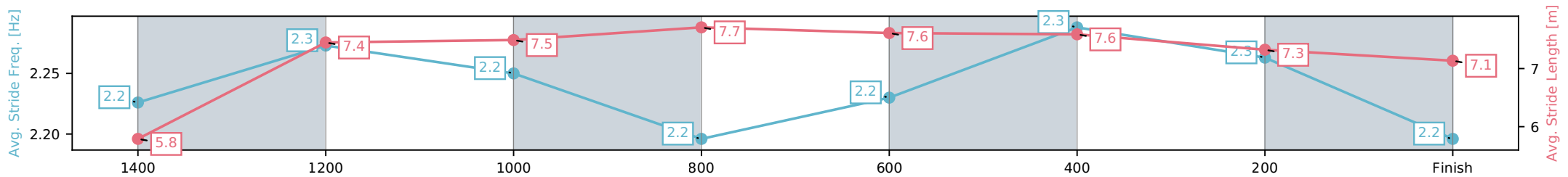
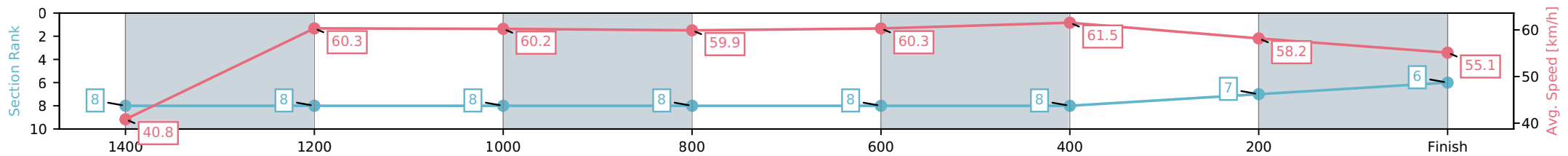
Kilcoy QLD --Professional-2026-06-30
 Race 4: GREAT NORTHERN BREWERY BM55 Handicap - 1500m



30 June 2026 - 2:57PM

Track Rating: Soft 7, Weather: Overcast, Rail Position: True Entire Circuit

Section	L1500	L1400	L1200	L1000	L800	L600	L400	L200
Section Times	1:35.13 (0:09.01)	1:26.12 [8] (0:11.99)	1:14.13 [8] (0:12.06)	1:02.07 [8] (0:12.14)	0:49.92 [8] (0:12.30)	0:37.63 [8] (0:11.77)	0:25.85 [8] (0:12.83)	0:13.02 [7] (0:13.02)
Average Speed [km/h]	40.8	60.3	60.2	59.9	60.3	61.5	58.2	55.1
Top Speed [km/h]	56.9	61.3	61.7	61.0	61.1	63.1	60.9	56.3
Avg. Dist. to Rail [m]	10.9	3.4	1.4	3.0	4.5	5.1	4.3	5.4
Avg. Stride Freq. [Hz]	2.2	2.3	2.2	2.2	2.2	2.3	2.3	2.2
Avg. Stride Length [m]	5.8	7.4	7.5	7.7	7.6	7.6	7.3	7.1



- [] Ranking at each section and finish
- :-:- No data available at this section
- NA No data available

Horse/Jockey Name	Planned Encounter/Julie Busuttin
Finish Rank	7
Fastest Section Time (Section)	0:11.86 (1400-1200)
Top Speed [km/h] (Section)	62.9 (1400-1200)
Race State	Finished



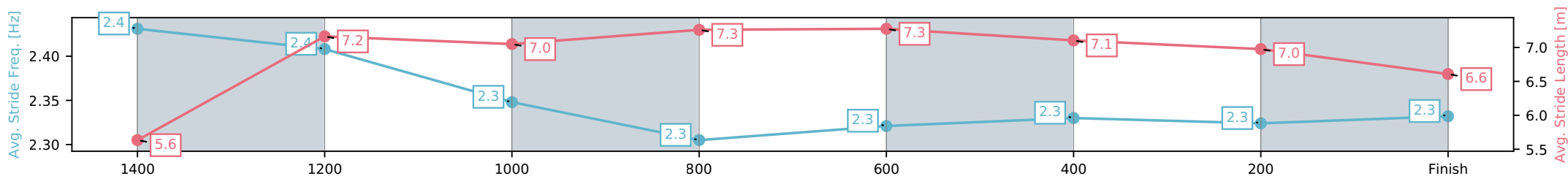
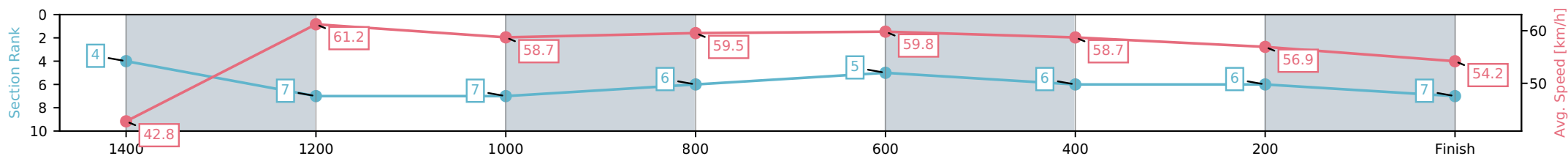
Kilcoy QLD --Professional-2026-06-30
 Race 4: GREAT NORTHERN BREWERY BM55 Handicap - 1500m



30 June 2026 - 2:57PM

Track Rating: Soft 7, Weather: Overcast, Rail Position: True Entire Circuit

Section	L1500	L1400	L1200	L1000	L800	L600	L400	L200
Section Times	1:35.28 (0:08.49)	1:26.79 [4] (0:11.86)	1:14.93 [7] (0:12.35)	1:02.58 [7] (0:12.10)	0:50.48 [6] (0:12.08)	0:38.40 [5] (0:12.27)	0:26.13 [6] (0:12.77)	0:13.35 [6] (0:13.35)
Average Speed [km/h]	42.8	61.2	58.7	59.5	59.8	58.7	56.9	54.2
Top Speed [km/h]	59.2	62.9	60.7	60.3	60.4	59.6	59.2	55.4
Avg. Dist. to Rail [m]	6.5	2.8	1.1	0.2	0.6	1.3	1.3	2.7
Avg. Stride Freq. [Hz]	2.4	2.4	2.3	2.3	2.3	2.3	2.3	2.3
Avg. Stride Length [m]	5.6	7.2	7.0	7.3	7.3	7.1	7.0	6.6



- [] Ranking at each section and finish
- :-:- No data available at this section
- NA No data available

Horse/Jockey Name	Torvecchio/Amelia Heinrich
Finish Rank	8
Fastest Section Time (Section)	0:11.86 (1400-1200)
Top Speed [km/h] (Section)	63.1 (1400-1200)
Race State	Finished



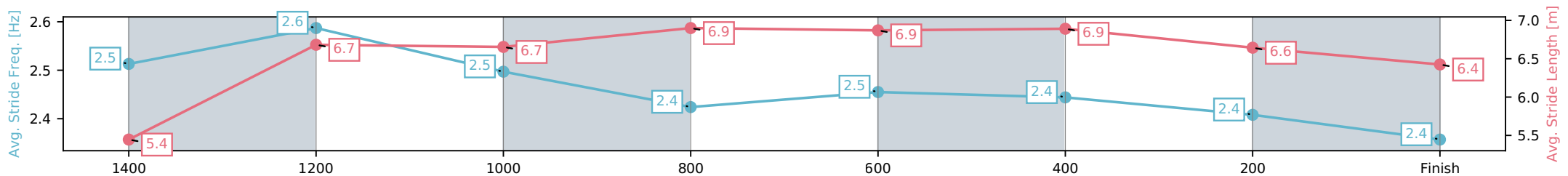
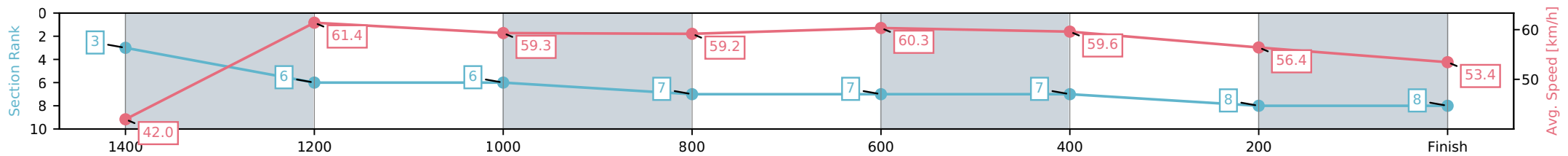
Kilcoy QLD --Professional-2026-06-30
 Race 4: GREAT NORTHERN BREWERY BM55 Handicap - 1500m



30 June 2026 - 2:57PM

Track Rating: Soft 7, Weather: Overcast, Rail Position: True Entire Circuit

Section	L1500	L1400	L1200	L1000	L800	L600	L400	L200
Section Times	1:35.91 (0:08.48)	1:27.43 [3] (0:11.86)	1:15.58 [6] (0:12.32)	1:03.26 [6] (0:12.24)	0:51.01 [7] (0:12.13)	0:38.88 [7] (0:12.15)	0:26.74 [7] (0:13.10)	0:13.63 [8] (0:13.63)
Average Speed [km/h]	42.0	61.4	59.3	59.2	60.3	59.6	56.4	53.4
Top Speed [km/h]	58.5	63.1	60.3	60.1	61.2	60.2	59.4	55.2
Avg. Dist. to Rail [m]	9.4	4.6	2.3	2.1	2.5	3.5	3.4	4.5
Avg. Stride Freq. [Hz]	2.5	2.6	2.5	2.4	2.5	2.4	2.4	2.4
Avg. Stride Length [m]	5.4	6.7	6.7	6.9	6.9	6.9	6.6	6.4



- [] Ranking at each section and finish
- :-:- No data available at this section
- NA No data available



Kilcoy QLD

Race 5: Ladbrokes Mega Multi 0 - 58 Handicap - 1900m

30 June 2026 - 3:25PM

Track Rating: Heavy 9, Weather: Overcast, Rail Position: True Entire Circuit



Field Times (Race Tempo) 2:02.55 (0:09.18) 1:53.38 (0:11.69) 1:41.69 (0:12.46) 1:29.23 (0:13.16) 1:16.07 (0:13.36) 1:02.71 (0:13.07) 0:49.64 (0:12.59) 0:37.06 (0:12.00)

Rank	TAB#	Horse	Overall Time	First 400m	Top Speed km/h (Section)	L1900	L1800	L1600	L1400	L1200	L1000	L800	L600
	(BAR#)	Jockey	Margin (DT-W)	Last 600m	Fastest Section (Time)	Start - 1800	1800 - 1600	1600 - 1400	1400 - 1200	1200 - 1000	1000 - 800	800 - 600	600 - 400
1	6	Trusty Bandit	2:02.55	0:27.56	62.3 (600-400)	2:02.55	1:52.82 [8]	1:41.08 [6]	1:28.57 [5]	1:15.31 [7]	1:01.88 [7]	0:48.86 [7]	0:36.46 [7]
	(5)	Brandon Lerena		0:36.46	1800-1600 (0:11.74)	(0:09.73)	(0:11.74)	(0:12.50)	(0:13.27)	(0:13.43)	(0:13.02)	(0:12.40)	(0:11.76)
2	7	Born To Be Alive	2:02.66	0:26.96	63.1 (1800-1600)	2:02.66	1:53.31 [3]	1:41.80 [1]	1:29.34 [1]	1:16.18 [1]	1:02.82 [1]	0:49.75 [1]	0:37.17 [1]
	(6)	Karl Zechner	0.7L (-2)	0:37.17	1800-1600 (0:11.51)	(0:09.35)	(0:11.51)	(0:12.46)	(0:13.16)	(0:13.36)	(0:13.07)	(0:12.58)	(0:12.00)
3	8	Heroic Beach	2:02.91	0:27.09	63.6 (1800-1600)	2:02.91	1:53.74 [1]	1:42.05 [2]	1:29.40 [2]	1:16.23 [2]	1:02.86 [2]	0:49.92 [2]	0:37.39 [2]
	(10)	Fred Larson	2.1L (-2)	0:37.39	1800-1600 (0:11.69)	(0:09.18)	(0:11.69)	(0:12.65)	(0:13.17)	(0:13.37)	(0:12.94)	(0:12.53)	(0:12.03)
4	9	Papal Miss	2:03.04	0:27.73	61.0 (1600-1400)	2:03.04	1:53.38 [6]	1:41.39 [8]	1:29.03 [6]	1:15.80 [6]	1:02.45 [6]	0:49.58 [6]	0:37.02 [6]
	(1)	Sean Cormack	2.9L (-8)	0:37.02	1800-1600 (0:11.99)	(0:09.66)	(0:11.99)	(0:12.37)	(0:13.22)	(0:13.35)	(0:12.87)	(0:12.56)	(0:12.04)
5	4	Lights Will Guide	2:03.11	0:27.30	61.4 (1800-1600)	2:03.11	1:53.92 [2]	1:42.03 [3]	1:29.40 [3]	1:16.15 [5]	1:02.75 [5]	0:49.78 [5]	0:37.26 [5]
	(4)	Archie McColm	3.3L (-7)	0:37.26	1800-1600 (0:11.88)	(0:09.19)	(0:11.88)	(0:12.63)	(0:13.25)	(0:13.40)	(0:12.97)	(0:12.52)	(0:11.99)
6	10	Another Dazzler	2:03.51	0:28.43	61.1 (600-400)	2:03.51	1:53.51 [9]	1:41.15 [9]	1:28.90 [9]	1:15.83 [9]	1:02.52 [9]	0:49.70 [8]	0:37.16 [8]
	(9)	Rebecca Wilson	5.6L (-6)	0:37.16	600-400 (0:12.09)	(0:10.00)	(0:12.36)	(0:12.25)	(0:13.07)	(0:13.31)	(0:12.82)	(0:12.54)	(0:12.09)
7	5	Southoftheborder	2:03.56	0:27.43	61.6 (1800-1600)	2:03.56	1:54.11 [4]	1:42.23 [4]	1:29.80 [4]	1:16.75 [3]	1:03.25 [4]	0:50.30 [4]	0:37.83 [4]
	(3)	Micheal Hellyer	6.0L (-9)	0:37.83	1800-1600 (0:11.88)	(0:09.45)	(0:11.88)	(0:12.43)	(0:13.05)	(0:13.50)	(0:12.94)	(0:12.48)	(0:12.01)
8	12	Brave Boy	2:04.35	0:28.68	62.1 (600-400)	2:04.35	1:54.11 [10]	1:41.81 [10]	1:29.47 [10]	1:16.45 [10]	1:03.14 [10]	0:50.18 [10]	0:37.58 [10]
	(2)	Tahlia Fenlon	10.6L (-1)	0:37.57	600-400 (0:11.98)	(0:10.24)	(0:12.30)	(0:12.34)	(0:13.02)	(0:13.31)	(0:12.95)	(0:12.61)	(0:11.98)
9	2	Advance To Jaffa	2:04.66	0:27.77	61.1 (1800-1600)	2:04.66	1:54.99 [7]	1:43.06 [7]	1:30.59 [7]	1:17.84 [4]	1:04.40 [3]	0:51.49 [3]	0:38.99 [3]
	(7)	Kelsey Lenton	12.4L (-3)	0:38.99	1800-1600 (0:11.93)	(0:09.67)	(0:11.93)	(0:12.47)	(0:12.75)	(0:13.44)	(0:12.91)	(0:12.51)	(0:12.18)
10	11	No Double Dipping	2:04.75	0:27.70	62.0 (1800-1600)	2:04.75	1:55.19 [5]	1:43.35 [5]	1:30.61 [8]	1:17.12 [8]	1:03.86 [8]	0:50.83 [9]	0:38.19 [9]
	(8)	Shakira Bailey	13.0L (+0)	0:38.19	1800-1600 (0:11.83)	(0:09.56)	(0:11.83)	(0:12.74)	(0:13.49)	(0:13.26)	(0:13.04)	(0:12.64)	(0:12.23)

Scratched: O'caldino (#1), Namara (#3)

Report Created: Tue 30 June 2026

(Note: Races are conducted over an approximate distance as close as possible to the advertised distance, and recorded data may vary accordingly. Official times refer to race times only and do not include handicap times.)

[] Position in running at each section and finish TAB# Saddle cloth number

Fastest split

-:-:- No data available at this section

BAR# Barrier/Gate Position

Fastest section

NA No data available

DNF Did not finish

DNT Did not track

DT-W Distance travelled compared to winner in metres



Kilcoy QLD

Race 5: Ladbrokes Mega Multi 0 - 58 Handicap - 1900m

30 June 2026 - 3:25PM

Track Rating: Heavy 9, Weather: Overcast, Rail Position: True Entire Circuit



Field Times 0:25.06 0:12.82
(Race Tempo) (0:12.23) (0:12.82)

Rank	TAB#	Horse	Overall Time	First 400m	Top Speed km/h (Section)	L400	L200						
	(BAR#)	Jockey	Margin (DT-W)	Last 600m	Fastest Section (Time)	400 - 200	200 - Finish						
1	6	Trusty Bandit	2:02.55	0:27.56	62.3 (600-400)	0:24.70 [6]	0:12.61 [2]						
	(5)	Brandon Lerena		0:36.46	1800-1600 (0:11.74)	(0:12.09)	(0:12.61)						
2	7	Born To Be Alive	2:02.66	0:26.96	63.1 (1800-1600)	0:25.17 [1]	0:12.94 [1]						
	(6)	Karl Zechner	0.7L (-2)	0:37.17	1800-1600 (0:11.51)	(0:12.23)	(0:12.94)						
3	8	Heroic Beach	2:02.91	0:27.09	63.6 (1800-1600)	0:25.36 [2]	0:12.80 [3]						
	(10)	Fred Larson	2.1L (-2)	0:37.39	1800-1600 (0:11.69)	(0:12.56)	(0:12.80)						
4	9	Papal Miss	2:03.04	0:27.73	61.0 (1600-1400)	0:24.98 [7]	0:12.38 [6]						
	(1)	Sean Cormack	2.9L (-8)	0:37.02	1800-1600 (0:11.99)	(0:12.60)	(0:12.38)						
5	4	Lights Will Guide	2:03.11	0:27.30	61.4 (1800-1600)	0:25.27 [4]	0:12.54 [5]						
	(4)	Archie McColm	3.3L (-7)	0:37.26	1800-1600 (0:11.88)	(0:12.73)	(0:12.54)						
6	10	Another Dazzler	2:03.51	0:28.43	61.1 (600-400)	0:25.07 [8]	0:12.50 [7]						
	(9)	Rebecca Wilson	5.6L (-6)	0:37.16	600-400 (0:12.09)	(0:12.57)	(0:12.50)						
7	5	Southoftheborder	2:03.56	0:27.43	61.6 (1800-1600)	0:25.82 [3]	0:13.23 [4]						
	(3)	Micheal Hellyer	6.0L (-9)	0:37.83	1800-1600 (0:11.88)	(0:12.59)	(0:13.23)						
8	12	Brave Boy	2:04.35	0:28.68	62.1 (600-400)	0:25.59 [9]	0:12.83 [9]						
	(2)	Tahlia Fenlon	10.6L (-1)	0:37.57	600-400 (0:11.98)	(0:12.76)	(0:12.83)						
9	2	Advance To Jaffa	2:04.66	0:27.77	61.1 (1800-1600)	0:26.81 [5]	0:13.56 [8]						
	(7)	Kelsey Lenton	12.4L (-3)	0:38.99	1800-1600 (0:11.93)	(0:13.25)	(0:13.56)						
10	11	No Double Dipping	2:04.75	0:27.70	62.0 (1800-1600)	0:25.96 [10]	0:13.13 [10]						
	(8)	Shakira Bailey	13.0L (+0)	0:38.19	1800-1600 (0:11.83)	(0:12.83)	(0:13.13)						

Scratched: O'caldino (#1), Namara (#3)

Report Created: Tue 30 June 2026

(Note: Races are conducted over an approximate distance as close as possible to the advertised distance, and recorded data may vary accordingly. Official times refer to race times only and do not include handicap times.)

[] Position in running at each section and finish TAB# Saddle cloth number
 -:-:- No data available at this section BAR# Barrier/Gate Position
 NA No data available DNF Did not finish
 DNT Did not track DT-W Distance travelled compared to winner in metres

Fastest split
 Fastest section

data processed by **TRIPLESDATA**

Horse/Jockey Name	Trusty Bandit/Brandon Lerena
Finish Rank	1
Fastest Section Time (Section)	0:11.74 (1800-1600)
Top Speed [km/h] (Section)	62.3 (600-400)
Race State	Finished



Kilcoy QLD --Professional-2026-06-30

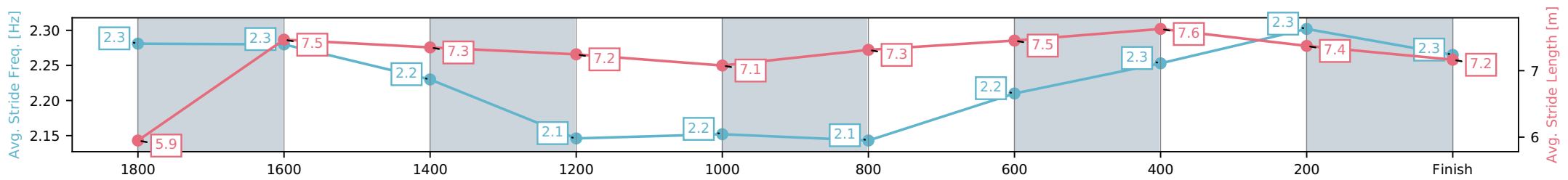
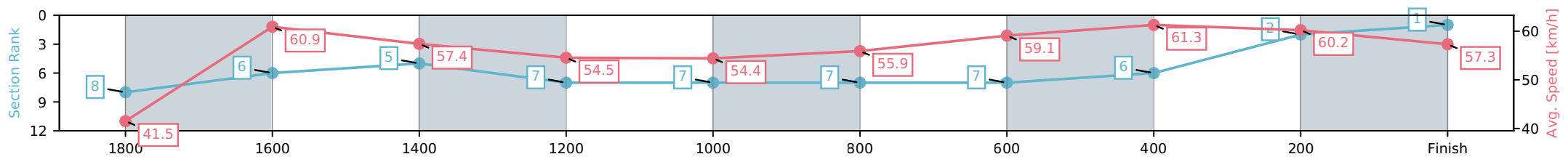
Race 5: Ladbrokes Mega Multi 0 - 58 Handicap - 1900m

30 June 2026 - 3:25PM

Track Rating: Heavy 9, Weather: Overcast, Rail Position: True Entire Circuit



Section	L1900	L1800	L1600	L1400	L1200	L1000	L800	L600	L400	L200
Section Times	2:02.55 (0:09.73)	1:52.82 [8] (0:11.74)	1:41.08 [6] (0:12.50)	1:28.57 [5] (0:13.27)	1:15.31 [7] (0:13.43)	1:01.88 [7] (0:13.02)	0:48.86 [7] (0:12.40)	0:36.46 [7] (0:11.76)	0:24.70 [6] (0:12.09)	0:12.61 [2] (0:12.61)
Average Speed [km/h]	41.5	60.9	57.4	54.5	54.4	55.9	59.1	61.3	60.2	57.3
Top Speed [km/h]	58.9	62.3	61.5	56.3	55.5	56.8	61.3	62.3	62.2	59.3
Avg. Dist. to Rail [m]	4.1	1.7	1.4	2.1	2.4	2.9	2.4	2.1	1.3	2.7
Avg. Stride Freq. [Hz]	2.3	2.3	2.2	2.1	2.2	2.1	2.2	2.3	2.3	2.3
Avg. Stride Length [m]	5.9	7.5	7.3	7.2	7.1	7.3	7.5	7.6	7.4	7.2



[] Ranking at each section and finish
 -:-:- No data available at this section
 NA No data available

Horse/Jockey Name	Born To Be Alive/Karl Zechner
Finish Rank	2
Fastest Section Time (Section)	0:11.51 (1800-1600)
Top Speed [km/h] (Section)	63.1 (1800-1600)
Race State	Finished



Kilcoy QLD --Professional-2026-06-30

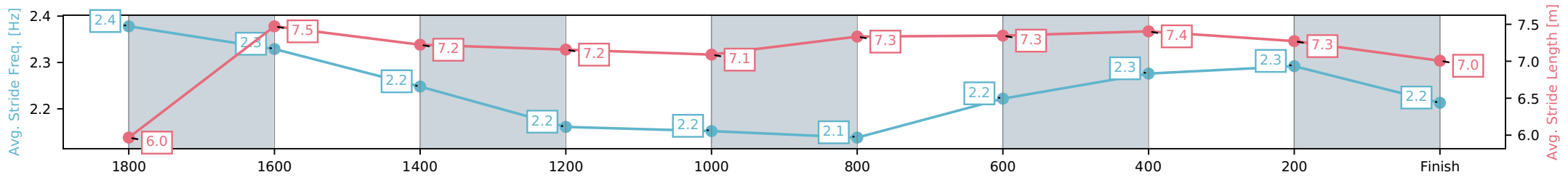
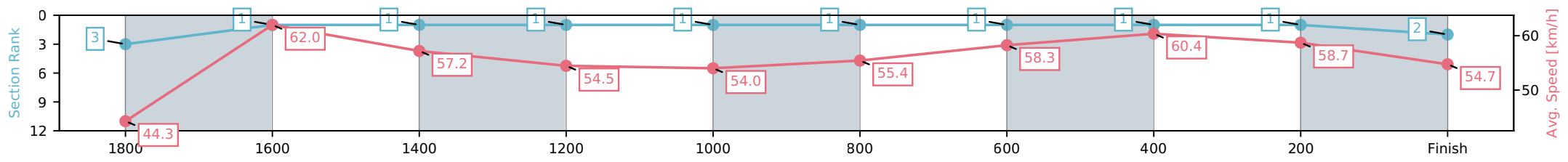
Race 5: Ladbrokes Mega Multi 0 - 58 Handicap - 1900m

30 June 2026 - 3:25PM

Track Rating: Heavy 9, Weather: Overcast, Rail Position: True Entire Circuit



Section	L1900	L1800	L1600	L1400	L1200	L1000	L800	L600	L400	L200
Section Times	2:02.66 (0:09.35)	1:53.31 [3] (0:11.51)	1:41.80 [1] (0:12.46)	1:29.34 [1] (0:13.16)	1:16.18 [1] (0:13.36)	1:02.82 [1] (0:13.07)	0:49.75 [1] (0:12.58)	0:37.17 [1] (0:12.00)	0:25.17 [1] (0:12.23)	0:12.94 [1] (0:12.94)
Average Speed [km/h]	44.3	62.0	57.2	54.5	54.0	55.4	58.3	60.4	58.7	54.7
Top Speed [km/h]	61.8	63.1	59.7	56.4	57.3	57.1	60.0	62.2	61.5	56.2
Avg. Dist. to Rail [m]	8.0	2.4	1.4	0.9	0.7	1.9	2.7	2.4	0.4	0.7
Avg. Stride Freq. [Hz]	2.4	2.3	2.2	2.2	2.2	2.1	2.2	2.3	2.3	2.2
Avg. Stride Length [m]	6.0	7.5	7.2	7.2	7.1	7.3	7.3	7.4	7.3	7.0



[] Ranking at each section and finish
 -:-:- No data available at this section
 NA No data available

Horse/Jockey Name	Heroic Beach/Fred Larson
Finish Rank	3
Fastest Section Time (Section)	0:11.69 (1800-1600)
Top Speed [km/h] (Section)	63.6 (1800-1600)
Race State	Finished



Kilcoy QLD --Professional-2026-06-30

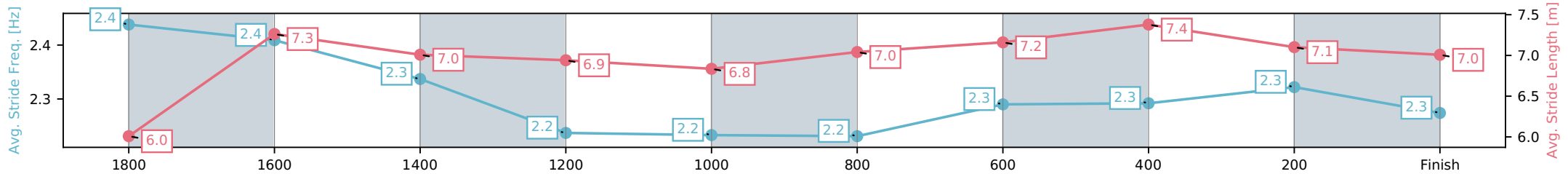
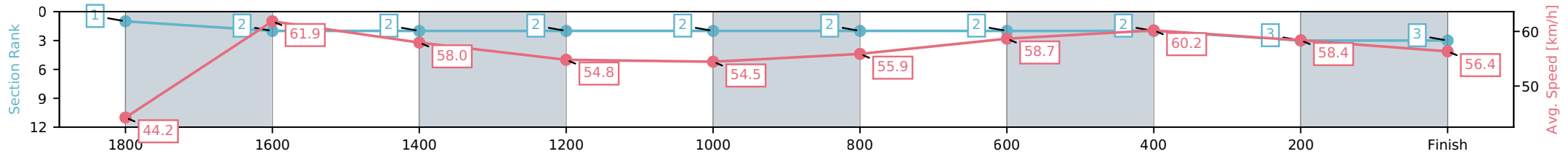
Race 5: Ladbrokes Mega Multi 0 - 58 Handicap - 1900m

30 June 2026 - 3:25PM

Track Rating: Heavy 9, Weather: Overcast, Rail Position: True Entire Circuit



Section	L1900	L1800	L1600	L1400	L1200	L1000	L800	L600	L400	L200
Section Times	2:02.91 (0:09.18)	1:53.74 [1] (0:11.69)	1:42.05 [2] (0:12.65)	1:29.40 [2] (0:13.17)	1:16.23 [2] (0:13.37)	1:02.86 [2] (0:12.94)	0:49.92 [2] (0:12.53)	0:37.39 [2] (0:12.03)	0:25.36 [2] (0:12.56)	0:12.80 [3] (0:12.80)
Average Speed [km/h]	44.2	61.9	58.0	54.8	54.5	55.9	58.7	60.2	58.4	56.4
Top Speed [km/h]	63.2	63.6	59.6	56.4	56.0	56.6	59.4	61.3	60.1	58.9
Avg. Dist. to Rail [m]	11.9	2.8	2.5	1.8	1.7	1.7	3.2	2.7	2.3	3.6
Avg. Stride Freq. [Hz]	2.4	2.4	2.3	2.2	2.2	2.2	2.3	2.3	2.3	2.3
Avg. Stride Length [m]	6.0	7.3	7.0	6.9	6.8	7.0	7.2	7.4	7.1	7.0



[] Ranking at each section and finish
 -:-:- No data available at this section
 NA No data available

Horse/Jockey Name	Papal Miss/Sean Cormack
Finish Rank	4
Fastest Section Time (Section)	0:11.99 (1800-1600)
Top Speed [km/h] (Section)	61.0 (1600-1400)
Race State	Finished



Kilcoy QLD --Professional-2026-06-30

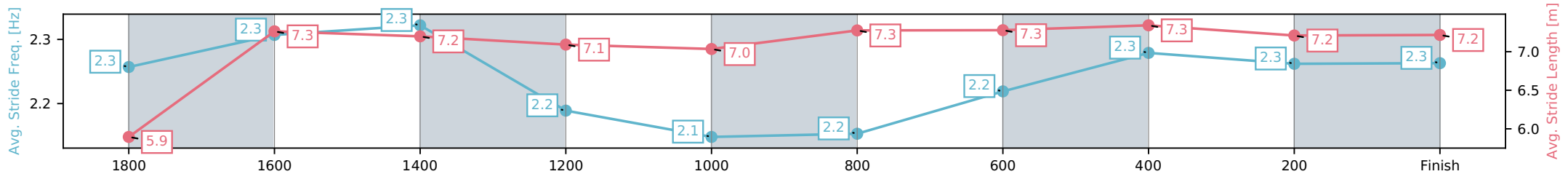
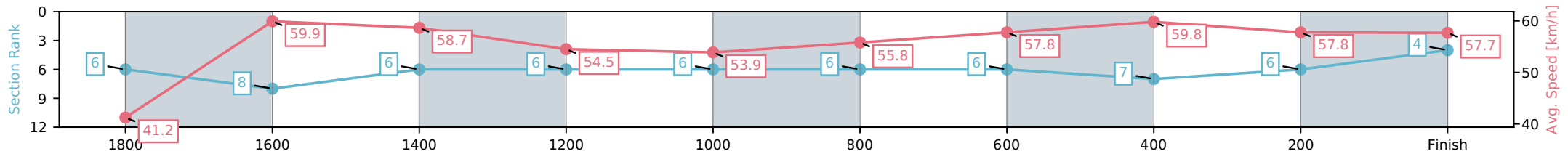
Race 5: Ladbrokes Mega Multi 0 - 58 Handicap - 1900m

30 June 2026 - 3:25PM



Track Rating: Heavy 9, Weather: Overcast, Rail Position: True Entire Circuit

Section	L1900	L1800	L1600	L1400	L1200	L1000	L800	L600	L400	L200
Section Times	2:03.04 (0:09.66)	1:53.38 [6] (0:11.99)	1:41.39 [8] (0:12.37)	1:29.03 [6] (0:13.22)	1:15.80 [6] (0:13.35)	1:02.45 [6] (0:12.87)	0:49.58 [6] (0:12.56)	0:37.02 [6] (0:12.04)	0:24.98 [7] (0:12.60)	0:12.38 [6] (0:12.38)
Average Speed [km/h]	41.2	59.9	58.7	54.5	53.9	55.8	57.8	59.8	57.8	57.7
Top Speed [km/h]	56.6	60.8	61.0	55.6	54.6	56.4	59.2	60.6	59.1	58.6
Avg. Dist. to Rail [m]	2.5	0.4	1.1	1.5	0.6	0.6	1.2	1.7	1.1	2.6
Avg. Stride Freq. [Hz]	2.3	2.3	2.3	2.2	2.1	2.2	2.2	2.3	2.3	2.3
Avg. Stride Length [m]	5.9	7.3	7.2	7.1	7.0	7.3	7.3	7.3	7.2	7.2



[] Ranking at each section and finish
 -:-:- No data available at this section
 NA No data available

Horse/Jockey Name	Lights Will Guide/Archie McColm
Finish Rank	5
Fastest Section Time (Section)	0:11.88 (1800-1600)
Top Speed [km/h] (Section)	61.4 (1800-1600)
Race State	Finished



Kilcoy QLD --Professional-2026-06-30

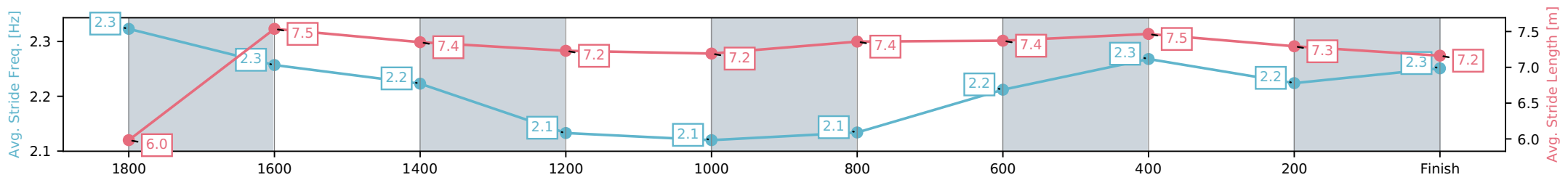
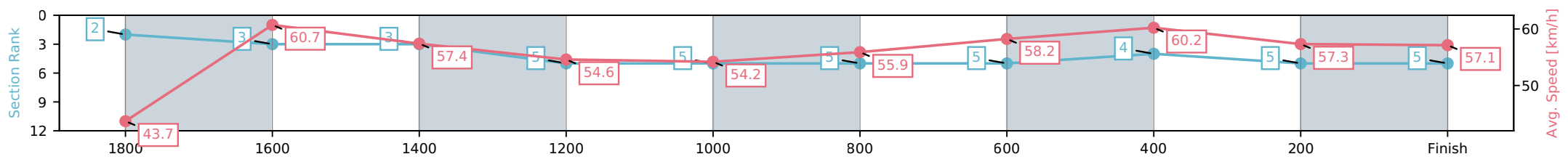
Race 5: Ladbrokes Mega Multi 0 - 58 Handicap - 1900m

30 June 2026 - 3:25PM

Track Rating: Heavy 9, Weather: Overcast, Rail Position: True Entire Circuit



Section	L1900	L1800	L1600	L1400	L1200	L1000	L800	L600	L400	L200
Section Times	2:03.11 (0:09.19)	1:53.92 [2] (0:11.88)	1:42.03 [3] (0:12.63)	1:29.40 [3] (0:13.25)	1:16.15 [5] (0:13.40)	1:02.75 [5] (0:12.97)	0:49.78 [5] (0:12.52)	0:37.26 [5] (0:11.99)	0:25.27 [4] (0:12.73)	0:12.54 [5] (0:12.54)
Average Speed [km/h]	43.7	60.7	57.4	54.6	54.2	55.9	58.2	60.2	57.3	57.1
Top Speed [km/h]	59.3	61.4	59.2	56.4	55.3	56.6	59.0	61.4	58.6	58.2
Avg. Dist. to Rail [m]	6.3	1.9	1.1	1.5	1.5	1.7	2.0	2.4	1.7	4.0
Avg. Stride Freq. [Hz]	2.3	2.3	2.2	2.1	2.1	2.1	2.2	2.3	2.2	2.3
Avg. Stride Length [m]	6.0	7.5	7.4	7.2	7.2	7.4	7.4	7.5	7.3	7.2



[] Ranking at each section and finish
 -:-:- No data available at this section
 NA No data available

Horse/Jockey Name	Another Dazzler/Rebecca Wilson
Finish Rank	6
Fastest Section Time (Section)	0:12.09 (600-400)
Top Speed [km/h] (Section)	61.1 (600-400)
Race State	Finished



Kilcoy QLD --Professional-2026-06-30

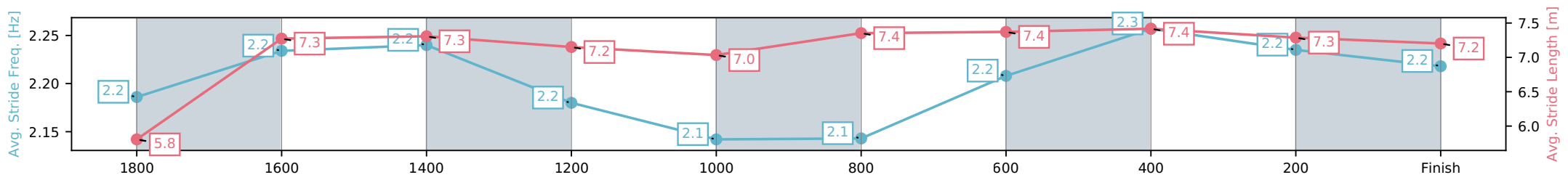
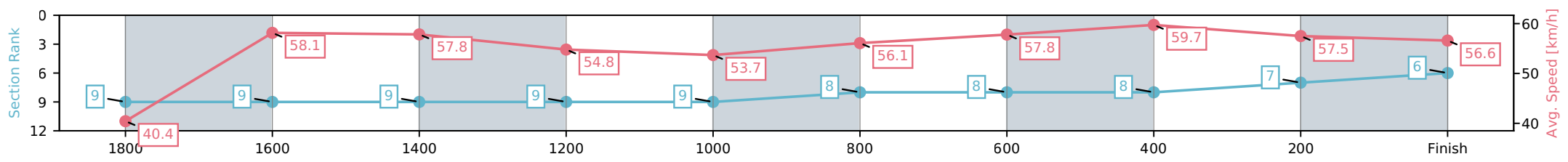
Race 5: Ladbrokes Mega Multi 0 - 58 Handicap - 1900m

30 June 2026 - 3:25PM

Track Rating: Heavy 9, Weather: Overcast, Rail Position: True Entire Circuit



Section	L1900	L1800	L1600	L1400	L1200	L1000	L800	L600	L400	L200
Section Times	2:03.51 (0:10.00)	1:53.51 [9] (0:12.36)	1:41.15 [9] (0:12.25)	1:28.90 [9] (0:13.07)	1:15.83 [9] (0:13.31)	1:02.52 [9] (0:12.82)	0:49.70 [8] (0:12.54)	0:37.16 [8] (0:12.09)	0:25.07 [8] (0:12.57)	0:12.50 [7] (0:12.50)
Average Speed [km/h]	40.4	58.1	57.8	54.8	53.7	56.1	57.8	59.7	57.5	56.6
Top Speed [km/h]	54.9	59.0	58.6	56.8	55.3	57.3	58.9	61.1	59.0	57.4
Avg. Dist. to Rail [m]	9.4	1.4	2.0	1.4	0.8	0.4	1.2	1.3	0.4	1.9
Avg. Stride Freq. [Hz]	2.2	2.2	2.2	2.2	2.1	2.1	2.2	2.3	2.2	2.2
Avg. Stride Length [m]	5.8	7.3	7.3	7.2	7.0	7.4	7.4	7.4	7.3	7.2



[] Ranking at each section and finish
 -:-:- No data available at this section
 NA No data available

Horse/Jockey Name	Southoftheborder/Micheal Hellyer
Finish Rank	7
Fastest Section Time (Section)	0:11.88 (1800-1600)
Top Speed [km/h] (Section)	61.6 (1800-1600)
Race State	Finished



Kilcoy QLD --Professional-2026-06-30

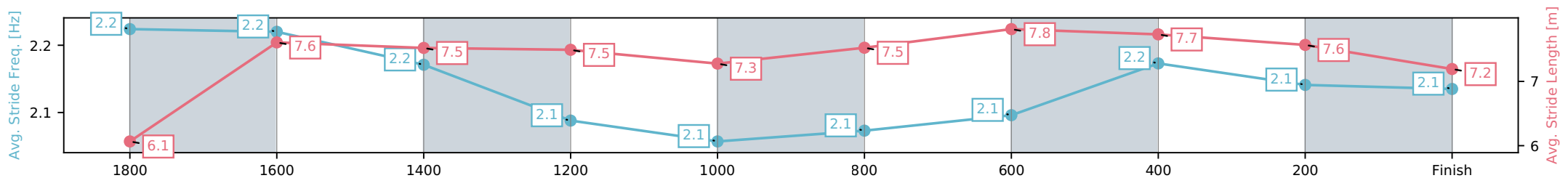
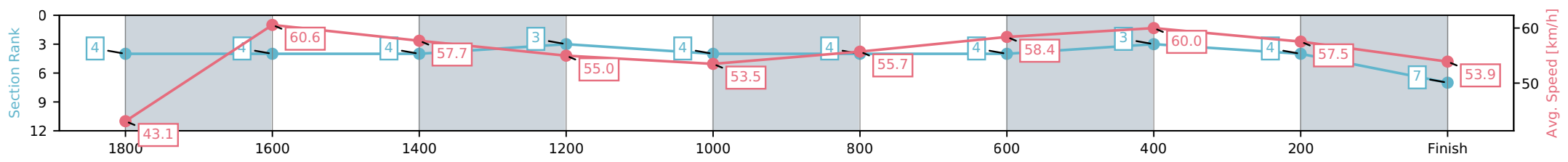
Race 5: Ladbrokes Mega Multi 0 - 58 Handicap - 1900m

30 June 2026 - 3:25PM

Track Rating: Heavy 9, Weather: Overcast, Rail Position: True Entire Circuit



Section	L1900	L1800	L1600	L1400	L1200	L1000	L800	L600	L400	L200
Section Times	2:03.56 (0:09.45)	1:54.11 [4] (0:11.88)	1:42.23 [4] (0:12.43)	1:29.80 [4] (0:13.05)	1:16.75 [3] (0:13.50)	1:03.25 [4] (0:12.94)	0:50.30 [4] (0:12.48)	0:37.83 [4] (0:12.01)	0:25.82 [3] (0:12.59)	0:13.23 [4] (0:13.23)
Average Speed [km/h]	43.1	60.6	57.7	55.0	53.5	55.7	58.4	60.0	57.5	53.9
Top Speed [km/h]	58.6	61.6	60.2	57.4	54.8	56.7	59.3	60.7	60.3	56.0
Avg. Dist. to Rail [m]	4.6	0.5	0.5	0.6	0.7	1.0	1.4	1.4	0.9	2.2
Avg. Stride Freq. [Hz]	2.2	2.2	2.2	2.1	2.1	2.1	2.1	2.2	2.1	2.1
Avg. Stride Length [m]	6.1	7.6	7.5	7.5	7.3	7.5	7.8	7.7	7.6	7.2



[] Ranking at each section and finish
 -:-:- No data available at this section
 NA No data available

Horse/Jockey Name	Brave Boy/Tahlia Fenlon
Finish Rank	8
Fastest Section Time (Section)	0:11.98 (600-400)
Top Speed [km/h] (Section)	62.1 (600-400)
Race State	Finished



Kilcoy QLD --Professional-2026-06-30

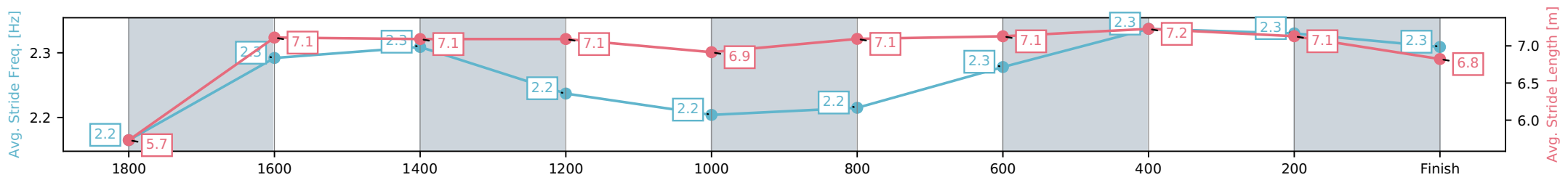
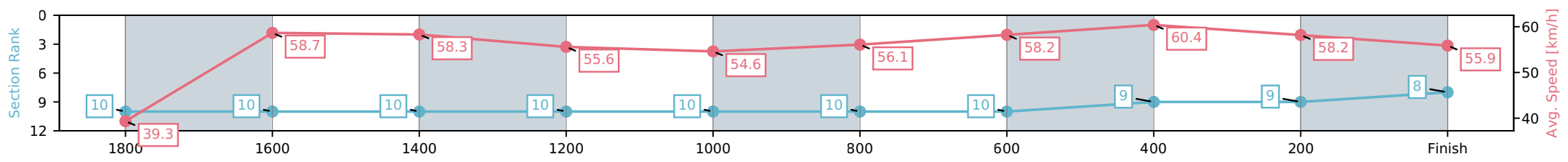
Race 5: Ladbrokes Mega Multi 0 - 58 Handicap - 1900m

30 June 2026 - 3:25PM

Track Rating: Heavy 9, Weather: Overcast, Rail Position: True Entire Circuit



Section	L1900	L1800	L1600	L1400	L1200	L1000	L800	L600	L400	L200
Section Times	2:04.35 (0:10.24)	1:54.11 [10] (0:12.30)	1:41.81 [10] (0:12.34)	1:29.47 [10] (0:13.02)	1:16.45 [10] (0:13.31)	1:03.14 [10] (0:12.95)	0:50.18 [10] (0:12.61)	0:37.58 [10] (0:11.98)	0:25.59 [9] (0:12.76)	0:12.83 [9] (0:12.83)
Average Speed [km/h]	39.3	58.7	58.3	55.6	54.6	56.1	58.2	60.4	58.2	55.9
Top Speed [km/h]	55.0	60.0	59.4	58.3	56.0	57.2	59.9	62.1	62.0	56.7
Avg. Dist. to Rail [m]	4.6	1.1	0.4	1.4	1.6	2.7	2.9	3.6	3.8	6.8
Avg. Stride Freq. [Hz]	2.2	2.3	2.3	2.2	2.2	2.2	2.3	2.3	2.3	2.3
Avg. Stride Length [m]	5.7	7.1	7.1	7.1	7.1	6.9	7.1	7.1	7.2	6.8



[] Ranking at each section and finish
 -:-:- No data available at this section
 NA No data available

Horse/Jockey Name	Advance To Jaffa/Kelsey Lenton
Finish Rank	9
Fastest Section Time (Section)	0:11.93 (1800-1600)
Top Speed [km/h] (Section)	61.1 (1800-1600)
Race State	Finished



Kilcoy QLD --Professional-2026-06-30

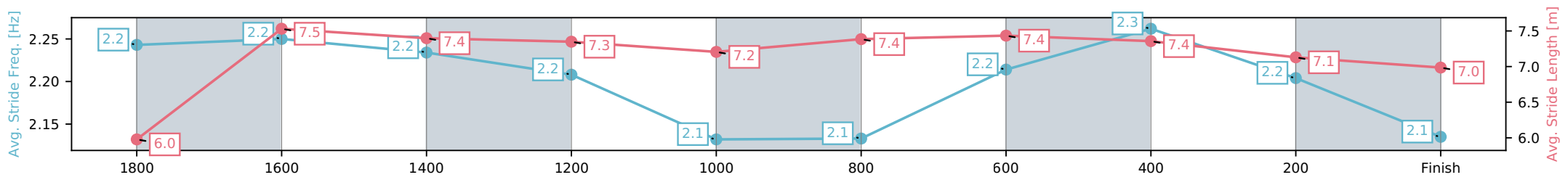
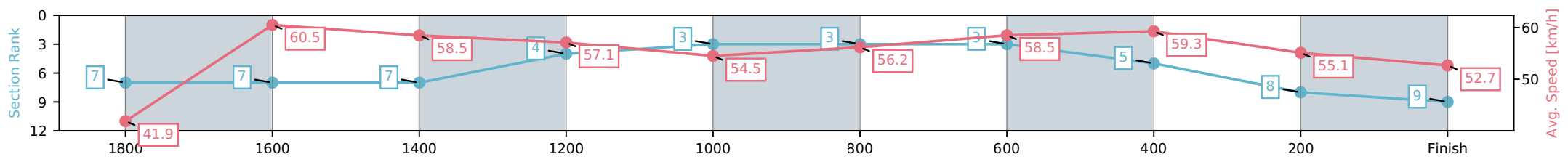
Race 5: Ladbrokes Mega Multi 0 - 58 Handicap - 1900m

30 June 2026 - 3:25PM

Track Rating: Heavy 9, Weather: Overcast, Rail Position: True Entire Circuit



Section	L1900	L1800	L1600	L1400	L1200	L1000	L800	L600	L400	L200
Section Times	2:04.66 (0:09.67)	1:54.99 [7] (0:11.93)	1:43.06 [7] (0:12.47)	1:30.59 [7] (0:12.75)	1:17.84 [4] (0:13.44)	1:04.40 [3] (0:12.91)	0:51.49 [3] (0:12.51)	0:38.99 [3] (0:12.18)	0:26.81 [5] (0:13.25)	0:13.56 [8] (0:13.56)
Average Speed [km/h]	41.9	60.5	58.5	57.1	54.5	56.2	58.5	59.3	55.1	52.7
Top Speed [km/h]	58.7	61.1	60.1	59.8	55.1	57.9	59.5	59.9	58.6	53.7
Avg. Dist. to Rail [m]	7.7	1.5	2.3	3.4	2.7	2.3	2.5	1.8	1.5	2.5
Avg. Stride Freq. [Hz]	2.2	2.2	2.2	2.2	2.1	2.1	2.2	2.3	2.2	2.1
Avg. Stride Length [m]	6.0	7.5	7.4	7.3	7.2	7.4	7.4	7.4	7.1	7.0



[] Ranking at each section and finish
 -:-:- No data available at this section
 NA No data available

Horse/Jockey Name	No Double Dipping/Shakira Bailey
Finish Rank	10
Fastest Section Time (Section)	0:11.83 (1800-1600)
Top Speed [km/h] (Section)	62.0 (1800-1600)
Race State	Finished



Kilcoy QLD --Professional-2026-06-30

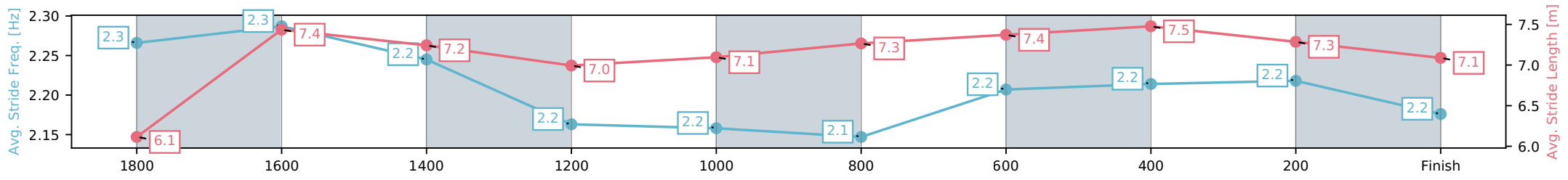
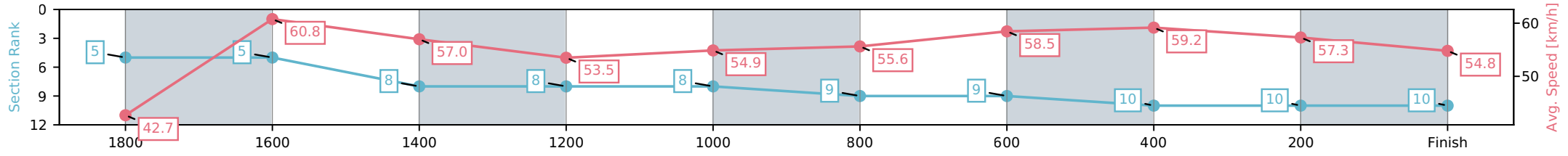
Race 5: Ladbrokes Mega Multi 0 - 58 Handicap - 1900m

30 June 2026 - 3:25PM

Track Rating: Heavy 9, Weather: Overcast, Rail Position: True Entire Circuit



Section	L1900	L1800	L1600	L1400	L1200	L1000	L800	L600	L400	L200
Section Times	2:04.75 (0:09.56)	1:55.19 [5] (0:11.83)	1:43.35 [5] (0:12.74)	1:30.61 [8] (0:13.49)	1:17.12 [8] (0:13.26)	1:03.86 [8] (0:13.04)	0:50.83 [9] (0:12.64)	0:38.19 [9] (0:12.23)	0:25.96 [10] (0:12.83)	0:13.13 [10] (0:13.13)
Average Speed [km/h]	42.7	60.8	57.0	53.5	54.9	55.6	58.5	59.2	57.3	54.8
Top Speed [km/h]	59.5	62.0	59.6	54.8	56.3	57.3	59.2	60.0	58.5	57.1
Avg. Dist. to Rail [m]	8.3	1.1	1.5	2.1	1.4	2.4	3.9	2.4	2.6	6.1
Avg. Stride Freq. [Hz]	2.3	2.3	2.2	2.2	2.2	2.1	2.2	2.2	2.2	2.2
Avg. Stride Length [m]	6.1	7.4	7.2	7.0	7.1	7.3	7.4	7.5	7.3	7.1



[] Ranking at each section and finish
 -:-:- No data available at this section
 NA No data available



Kilcoy QLD

Race 6: LADBROKES HOSTED POTS Maiden Plate - 1200m

30 June 2026 - 3:55PM

Track Rating: Heavy 9, Weather: Overcast, Rail Position: True Entire Circuit



Field Times (Race Tempo) 1:13.26 (0:13.80) 0:59.46 (0:10.94) 0:48.52 (0:11.46) 0:37.06 (0:11.62) 0:25.44 (0:12.49) 0:12.95 (0:12.95)

Rank	TAB#	Horse	Overall Time	First 400m	Top Speed km/h (Section)	L1200	L1000	L800	L600	L400	L200		
	(BAR#)	Jockey	Margin (DT-W)	Last 600m	Fastest Section (Time)	Start - 1000	1000 - 800	800 - 600	600 - 400	400 - 200	200 - Finish		
1	2	Express Star	1:13.26	0:25.08	66.3 (1000-800)	1:13.26	0:59.20 [5]	0:48.17 [4]	0:36.58 [2]	0:25.01 [2]	0:12.95 [1]		
	(1)	Olivia Kendal		0:36.58	1000-800 (0:11.02)	(0:14.06)	(0:11.02)	(0:11.59)	(0:11.57)	(0:12.06)	(0:12.95)		
2	5	Yonaka	1:14.12	0:24.74	68.5 (1000-800)	1:14.12	1:00.32 [1]	0:49.38 [1]	0:37.92 [1]	0:26.30 [1]	0:13.68 [2]		
	(3)	Nathan Thomas	5.1L (+4)	0:37.93	1000-800 (0:10.94)	(0:13.80)	(0:10.94)	(0:11.46)	(0:11.62)	(0:12.63)	(0:13.68)		
3	4	Scion	1:14.19	0:25.34	65.8 (1000-800)	1:14.19	1:00.09 [6]	0:48.85 [5]	0:37.21 [5]	0:25.66 [4]	0:13.19 [4]		
	(11)	Les Tilley	5.5L (+1)	0:37.21	1000-800 (0:11.24)	(0:14.10)	(0:11.24)	(0:11.64)	(0:11.55)	(0:12.47)	(0:13.19)		
4	19	Silver Streak	1:14.38	0:24.98	66.6 (1000-800)	1:14.38	1:00.58 [2]	0:49.39 [2]	0:37.41 [4]	0:25.84 [5]	0:13.48 [3]		
	(2)	Ross O'Sullivan	6.6L (+3)	0:37.41	1000-800 (0:11.18)	(0:13.80)	(0:11.18)	(0:11.98)	(0:11.57)	(0:12.36)	(0:13.48)		
5	15	Boho Belle	1:14.60	0:25.58	66.8 (1000-800)	1:14.60	1:00.31 [9]	0:49.03 [7]	0:37.23 [6]	0:25.37 [7]	0:13.02 [7]		
	(5)	Kenji Yoshida	7.9L (+0)	0:37.23	1000-800 (0:11.29)	(0:14.29)	(0:11.29)	(0:11.80)	(0:11.85)	(0:12.36)	(0:13.02)		
6	3	Savea	1:14.68	0:25.93	65.3 (1000-800)	1:14.68	1:00.13 [10]	0:48.75 [10]	0:36.83 [10]	0:25.27 [9]	0:13.21 [6]		
	(10)	Bailie Baker	8.3L (+8)	0:36.84	1000-800 (0:11.38)	(0:14.55)	(0:11.38)	(0:11.92)	(0:11.56)	(0:12.07)	(0:13.21)		
7	11	Next Exit	1:14.87	0:25.65	65.3 (1000-800)	1:14.87	1:00.64 [7]	0:49.22 [8]	0:37.42 [8]	0:25.65 [6]	0:12.98 [8]		
	(7)	Brandon Lerena	9.4L (+0)	0:37.42	1000-800 (0:11.42)	(0:14.23)	(0:11.42)	(0:11.80)	(0:11.76)	(0:12.68)	(0:12.98)		
8	1	Bombus	1:15.49	0:25.05	66.9 (1000-800)	1:15.49	1:01.62 [3]	0:50.45 [3]	0:38.68 [3]	0:27.04 [3]	0:14.09 [5]		
	(8)	Harrison Shaw	13.2L (+0)	0:38.68	1000-800 (0:11.17)	(0:13.88)	(0:11.17)	(0:11.77)	(0:11.64)	(0:12.95)	(0:14.09)		
9	17	Endless Elliegance	1:15.53	0:25.72	64.5 (1000-800)	1:15.53	1:01.29 [8]	0:49.82 [9]	0:37.77 [9]	0:26.09 [10]	0:13.37 [9]		
	(12)	Kayla Johnston	13.4L (+3)	0:37.77	1000-800 (0:11.48)	(0:14.24)	(0:11.48)	(0:12.05)	(0:11.68)	(0:12.72)	(0:13.37)		
10	16	Goodfella Finch	1:16.74	0:25.37	65.5 (1000-800)	1:16.74	1:02.74 [4]	0:51.37 [6]	0:39.36 [7]	0:27.51 [8]	0:14.24 [10]		
	(9)	Micheal Hellyer	20.5L (+11)	0:39.36	1000-800 (0:11.37)	(0:14.00)	(0:11.37)	(0:12.01)	(0:11.85)	(0:13.27)	(0:14.24)		

Scratched: Outages (#6), Whiskey And Wine (#7), Amazara (#8), Video Vixen (#9), Gone By Daylight (#10), Pfeiffer's Kiss (#12), The Blue Swan Lake (#13), Kaipaki Road (#18)

Report Created: Tue 30 June 2026

(Note: Races are conducted over an approximate distance as close as possible to the advertised distance, and recorded data may vary accordingly. Official times refer to race times only and do not include handicap times.)

[] Position in running at each section and finish
 TAB# Saddle cloth number
 -:-:- No data available at this section
 BAR# Barrier/Gate Position
 NA No data available
 DNF Did not finish
 DNT Did not track
 DT-W Distance travelled compared to winner in metres

Fastest split
 Fastest section

data processed by TRIPLESDATA



Kilcoy QLD

Race 6: LADBROKES HOSTED POTS Maiden Plate - 1200m

30 June 2026 - 3:55PM

Track Rating: Heavy 9, Weather: Overcast, Rail Position: True Entire Circuit



Field Times (Race Tempo) 1:13.26 (0:13.80) 0:59.46 (0:10.94) 0:48.52 (0:11.46) 0:37.06 (0:11.62) 0:25.44 (0:12.49) 0:12.95 (0:12.95)

Rank	TAB#	Horse	Overall Time	First 400m	Top Speed km/h (Section)	L1200	L1000	L800	L600	L400	L200		
	(BAR#)	Jockey	Margin (DT-W)	Last 600m	Fastest Section (Time)	Start - 1000	1000 - 800	800 - 600	600 - 400	400 - 200	200 - Finish		
11	14	Hannah's Astar	1:20.44	0:26.25	64.3 (1000-800)	1:20.44	1:05.60 [11]	0:54.19 [11]	0:42.31 [11]	0:30.10 [11]	0:16.19 [11]		
	(4)	Fred Larson	42.3L (+4)	0:42.30	1000-800 (0:11.41)	(0:14.84)	(0:11.41)	(0:11.89)	(0:12.20)	(0:13.91)	(0:16.19)		

Scratched: Outages (#6), Whiskey And Wine (#7), Amazara (#8), Video Vixen (#9), Gone By Daylight (#10), Pfeiffer's Kiss (#12), The Blue Swan Lake (#13), Kaipaki Road (#18)

Report Created: Tue 30 June 2026

(Note: Races are conducted over an approximate distance as close as possible to the advertised distance, and recorded data may vary accordingly. Official times refer to race times only and do not include handicap times.)

[] Position in running at each section and finish TAB# Saddle cloth number

:-:-- No data available at this section

NA No data available

DNT Did not track

BAR# Barrier/Gate Position

DNF Did not finish

DT-W Distance travelled compared to winner in metres

Fastest split

Fastest section

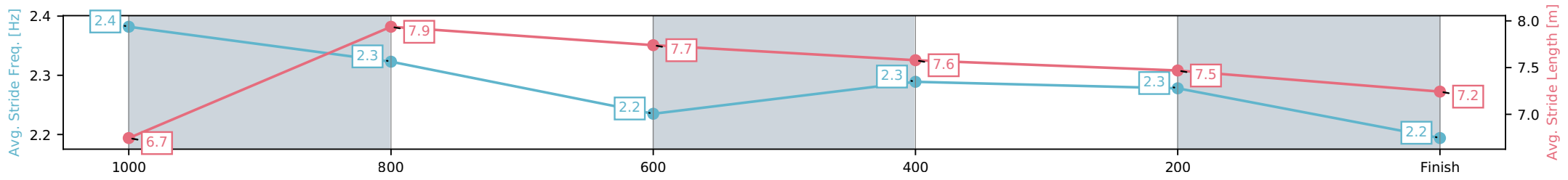
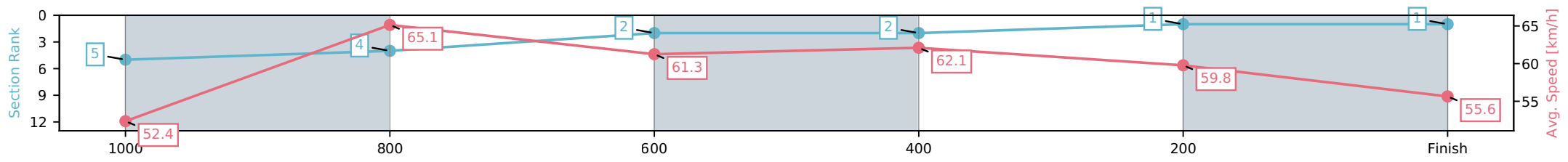
Horse/Jockey Name	Express Star/Olivia Kendal
Finish Rank	1
Fastest Section Time (Section)	0:11.02 (1000-800)
Top Speed [km/h] (Section)	66.3 (1000-800)
Race State	Finished



Kilcoy QLD --Professional-2026-06-30
 Race 6: LADBROKES HOSTED POTS Maiden Plate - 1200m
 30 June 2026 - 3:55PM
 Track Rating: Heavy 9, Weather: Overcast, Rail Position: True Entire Circuit



Section	L1200	L1000	L800	L600	L400	L200
Section Times	1:13.26 (0:14.06)	0:59.20 [5] (0:11.02)	0:48.17 [4] (0:11.59)	0:36.58 [2] (0:11.57)	0:25.01 [2] (0:12.06)	0:12.95 [1] (0:12.95)
Average Speed [km/h]	52.4	65.1	61.3	62.1	59.8	55.6
Top Speed [km/h]	66.0	66.3	63.0	63.4	62.8	57.7
Avg. Dist. to Rail [m]	1.2	1.1	2.0	0.4	0.5	1.8
Avg. Stride Freq. [Hz]	2.4	2.3	2.2	2.3	2.3	2.2
Avg. Stride Length [m]	6.7	7.9	7.7	7.6	7.5	7.2



[] Ranking at each section and finish
 -:-:- No data available at this section
 NA No data available

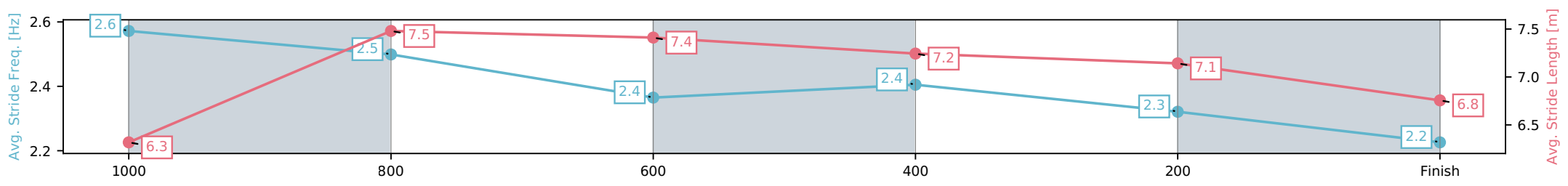

Horse/Jockey Name	Yonaka/Nathan Thomas
Finish Rank	2
Fastest Section Time (Section)	0:10.94 (1000-800)
Top Speed [km/h] (Section)	68.5 (1000-800)
Race State	Finished



Kilcoy QLD --Professional-2026-06-30
 Race 6: LADBROKES HOSTED POTS Maiden Plate - 1200m
 30 June 2026 - 3:55PM
 Track Rating: Heavy 9, Weather: Overcast, Rail Position: True Entire Circuit



Section	L1200	L1000	L800	L600	L400	L200
Section Times	1:14.12 (0:13.80)	1:00.32 [1] (0:10.94)	0:49.38 [1] (0:11.46)	0:37.92 [1] (0:11.62)	0:26.30 [1] (0:12.63)	0:13.68 [2] (0:13.68)
Average Speed [km/h]	52.6	66.0	61.9	61.8	57.8	53.0
Top Speed [km/h]	67.2	68.5	62.8	62.4	61.9	55.0
Avg. Dist. to Rail [m]	4.3	2.0	1.7	1.0	1.7	4.2
Avg. Stride Freq. [Hz]	2.6	2.5	2.4	2.4	2.3	2.2
Avg. Stride Length [m]	6.3	7.5	7.4	7.2	7.1	6.8



[] Ranking at each section and finish
 -:-:- No data available at this section
 NA No data available

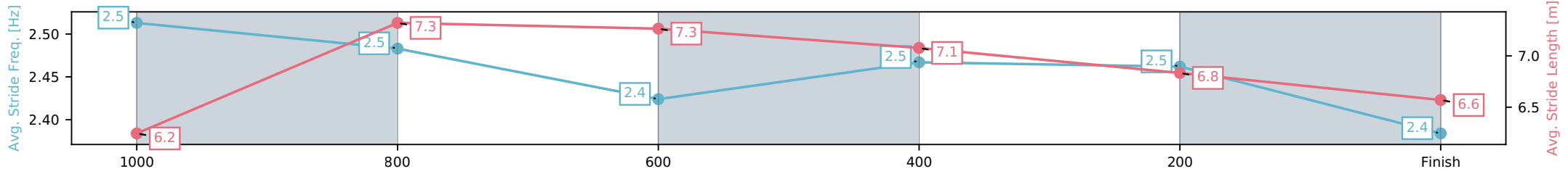
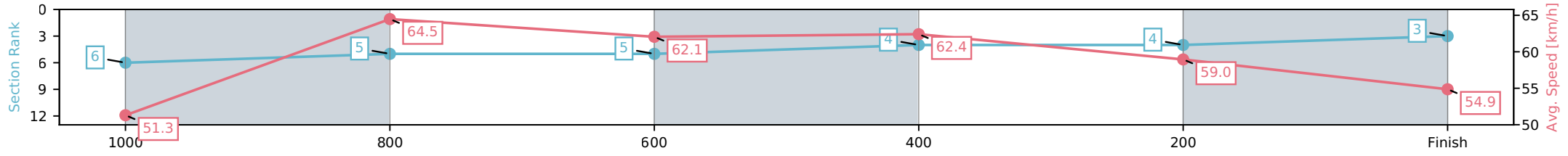
Horse/Jockey Name	Scion/Les Tilley
Finish Rank	3
Fastest Section Time (Section)	0:11.24 (1000-800)
Top Speed [km/h] (Section)	65.8 (1000-800)
Race State	Finished



Kilcoy QLD --Professional-2026-06-30
 Race 6: LADBROKES HOSTED POTS Maiden Plate - 1200m
 30 June 2026 - 3:55PM
 Track Rating: Heavy 9, Weather: Overcast, Rail Position: True Entire Circuit



Section	L1200	L1000	L800	L600	L400	L200
Section Times	1:14.19 (0:14.10)	1:00.09 [6] (0:11.24)	0:48.85 [5] (0:11.64)	0:37.21 [5] (0:11.55)	0:25.66 [4] (0:12.47)	0:13.19 [4] (0:13.19)
Average Speed [km/h]	51.3	64.5	62.1	62.4	59.0	54.9
Top Speed [km/h]	65.0	65.8	63.1	63.1	62.4	57.7
Avg. Dist. to Rail [m]	7.4	2.5	0.6	1.8	2.7	5.2
Avg. Stride Freq. [Hz]	2.5	2.5	2.4	2.5	2.5	2.4
Avg. Stride Length [m]	6.2	7.3	7.3	7.1	6.8	6.6



[] Ranking at each section and finish
 -:-:- No data available at this section
 NA No data available

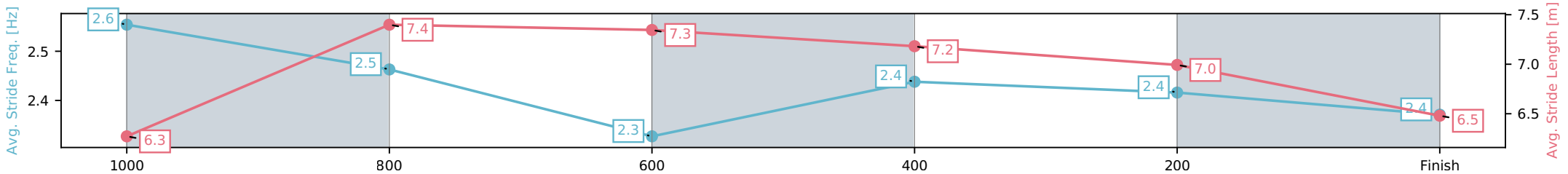
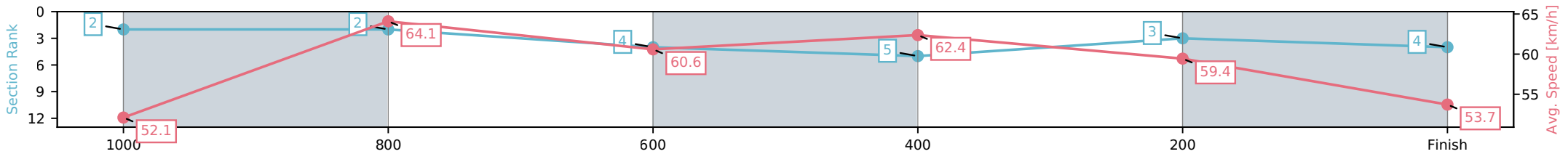
Horse/Jockey Name	Silver Streak/Ross O'Sullivan
Finish Rank	4
Fastest Section Time (Section)	0:11.18 (1000-800)
Top Speed [km/h] (Section)	66.6 (1000-800)
Race State	Finished



Kilcoy QLD --Professional-2026-06-30
 Race 6: LADBROKES HOSTED POTS Maiden Plate - 1200m
 30 June 2026 - 3:55PM
 Track Rating: Heavy 9, Weather: Overcast, Rail Position: True Entire Circuit



Section	L1200	L1000	L800	L600	L400	L200
Section Times	1:14.38 (0:13.80)	1:00.58 [2] (0:11.18)	0:49.39 [2] (0:11.98)	0:37.41 [4] (0:11.57)	0:25.84 [5] (0:12.36)	0:13.48 [3] (0:13.48)
Average Speed [km/h]	52.1	64.1	60.6	62.4	59.4	53.7
Top Speed [km/h]	64.6	66.6	62.2	62.9	62.2	56.5
Avg. Dist. to Rail [m]	0.6	1.7	1.4	2.3	2.6	3.3
Avg. Stride Freq. [Hz]	2.6	2.5	2.3	2.4	2.4	2.4
Avg. Stride Length [m]	6.3	7.4	7.3	7.2	7.0	6.5



[] Ranking at each section and finish
 -:-:- No data available at this section
 NA No data available

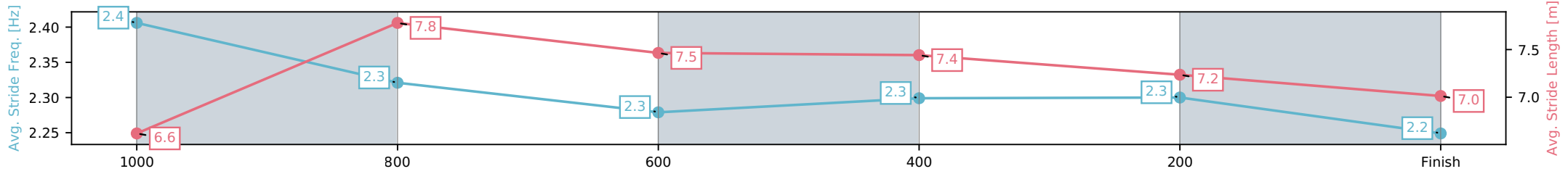
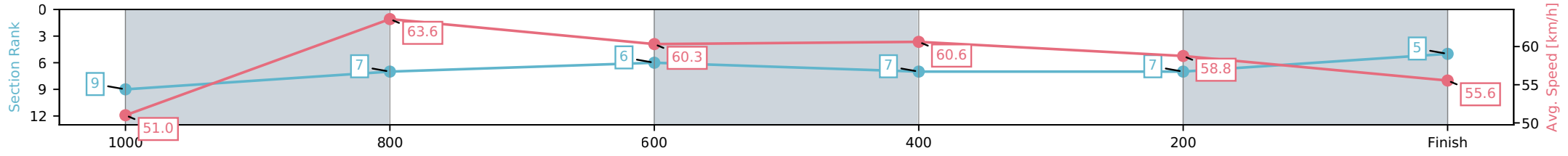
Horse/Jockey Name	Boho Belle/Kenji Yoshida
Finish Rank	5
Fastest Section Time (Section)	0:11.29 (1000-800)
Top Speed [km/h] (Section)	66.8 (1000-800)
Race State	Finished



Kilcoy QLD --Professional-2026-06-30
 Race 6: LADBROKES HOSTED POTS Maiden Plate - 1200m
 30 June 2026 - 3:55PM
 Track Rating: Heavy 9, Weather: Overcast, Rail Position: True Entire Circuit



Section	L1200	L1000	L800	L600	L400	L200
Section Times	1:14.60 (0:14.29)	1:00.31 [9] (0:11.29)	0:49.03 [7] (0:11.80)	0:37.23 [6] (0:11.85)	0:25.37 [7] (0:12.36)	0:13.02 [7] (0:13.02)
Average Speed [km/h]	51.0	63.6	60.3	60.6	58.8	55.6
Top Speed [km/h]	64.8	66.8	61.4	61.1	60.9	57.1
Avg. Dist. to Rail [m]	3.3	0.7	1.6	0.5	1.1	3.8
Avg. Stride Freq. [Hz]	2.4	2.3	2.3	2.3	2.3	2.2
Avg. Stride Length [m]	6.6	7.8	7.5	7.4	7.2	7.0



[] Ranking at each section and finish
 -:-:- No data available at this section
 NA No data available

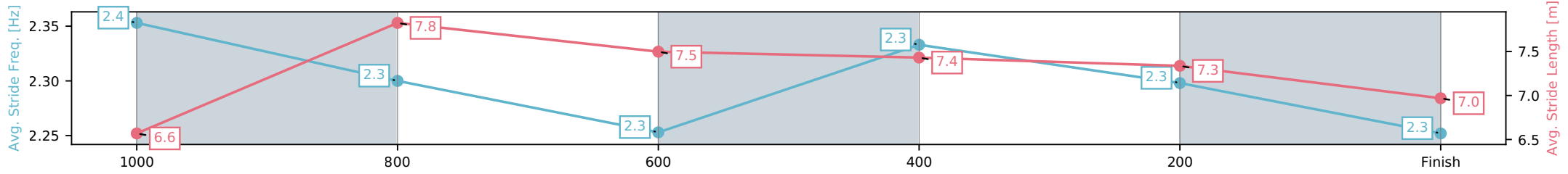
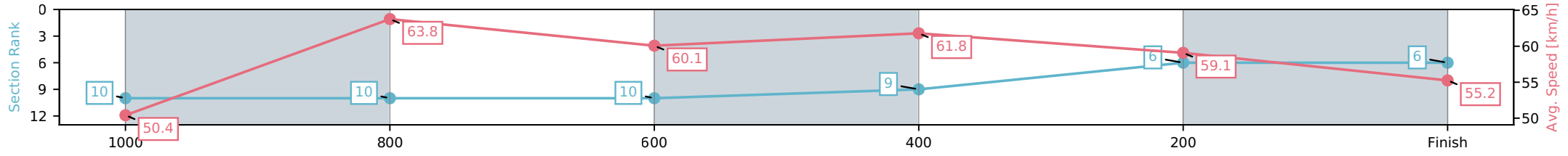
Horse/Jockey Name	Savea/Bailie Baker
Finish Rank	6
Fastest Section Time (Section)	0:11.38 (1000-800)
Top Speed [km/h] (Section)	65.3 (1000-800)
Race State	Finished



Kilcoy QLD --Professional-2026-06-30
 Race 6: LADBROKES HOSTED POTS Maiden Plate - 1200m
 30 June 2026 - 3:55PM
 Track Rating: Heavy 9, Weather: Overcast, Rail Position: True Entire Circuit



Section	L1200	L1000	L800	L600	L400	L200
Section Times	1:14.68 (0:14.55)	1:00.13 [10] (0:11.38)	0:48.75 [10] (0:11.92)	0:36.83 [10] (0:11.56)	0:25.27 [9] (0:12.07)	0:13.21 [6] (0:13.21)
Average Speed [km/h]	50.4	63.8	60.1	61.8	59.1	55.2
Top Speed [km/h]	65.1	65.3	61.8	62.6	61.8	56.6
Avg. Dist. to Rail [m]	9.5	4.2	1.5	2.4	1.9	6.3
Avg. Stride Freq. [Hz]	2.4	2.3	2.3	2.3	2.3	2.3
Avg. Stride Length [m]	6.6	7.8	7.5	7.4	7.3	7.0



[] Ranking at each section and finish
 -:-:- No data available at this section
 NA No data available

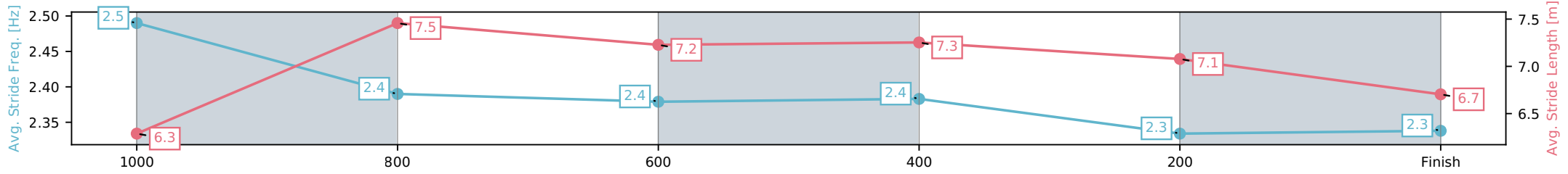
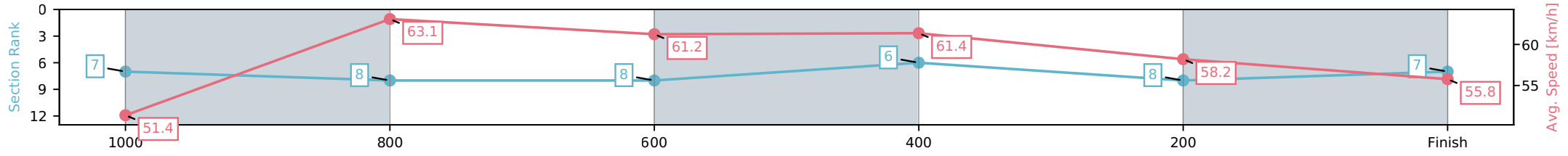
Horse/Jockey Name	Next Exit/Brandon Lerena
Finish Rank	7
Fastest Section Time (Section)	0:11.42 (1000-800)
Top Speed [km/h] (Section)	65.3 (1000-800)
Race State	Finished



Kilcoy QLD --Professional-2026-06-30
 Race 6: LADBROKES HOSTED POTS Maiden Plate - 1200m
 30 June 2026 - 3:55PM
 Track Rating: Heavy 9, Weather: Overcast, Rail Position: True Entire Circuit



Section	L1200	L1000	L800	L600	L400	L200
Section Times	1:14.87 (0:14.23)	1:00.64 [7] (0:11.42)	0:49.22 [8] (0:11.80)	0:37.42 [8] (0:11.76)	0:25.65 [6] (0:12.68)	0:12.98 [8] (0:12.98)
Average Speed [km/h]	51.4	63.1	61.2	61.4	58.2	55.8
Top Speed [km/h]	65.2	65.3	62.9	61.9	61.2	56.9
Avg. Dist. to Rail [m]	1.7	0.4	0.9	3.2	3.1	5.9
Avg. Stride Freq. [Hz]	2.5	2.4	2.4	2.4	2.3	2.3
Avg. Stride Length [m]	6.3	7.5	7.2	7.3	7.1	6.7



[] Ranking at each section and finish
 -:-:- No data available at this section
 NA No data available

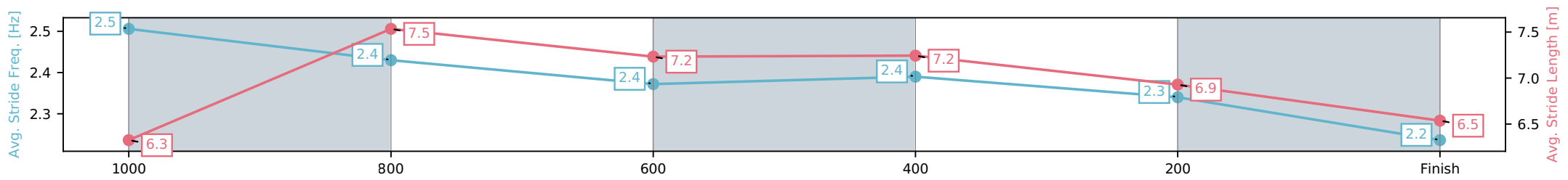
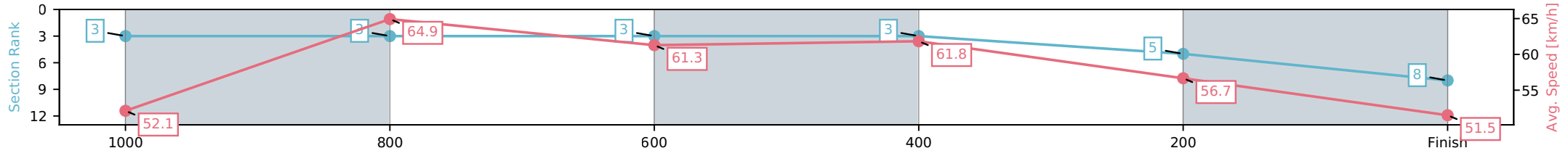
Horse/Jockey Name	Bombus/Harrison Shaw
Finish Rank	8
Fastest Section Time (Section)	0:11.17 (1000-800)
Top Speed [km/h] (Section)	66.9 (1000-800)
Race State	Finished



Kilcoy QLD --Professional-2026-06-30
 Race 6: LADBROKES HOSTED POTS Maiden Plate - 1200m
 30 June 2026 - 3:55PM
 Track Rating: Heavy 9, Weather: Overcast, Rail Position: True Entire Circuit



Section	L1200	L1000	L800	L600	L400	L200
Section Times	1:15.49 (0:13.88)	1:01.62 [3] (0:11.17)	0:50.45 [3] (0:11.77)	0:38.68 [3] (0:11.64)	0:27.04 [3] (0:12.95)	0:14.09 [5] (0:14.09)
Average Speed [km/h]	52.1	64.9	61.3	61.8	56.7	51.5
Top Speed [km/h]	64.7	66.9	63.0	62.7	61.1	54.0
Avg. Dist. to Rail [m]	6.4	3.2	0.6	1.0	2.2	4.9
Avg. Stride Freq. [Hz]	2.5	2.4	2.4	2.4	2.3	2.2
Avg. Stride Length [m]	6.3	7.5	7.2	7.2	6.9	6.5



[] Ranking at each section and finish
 -:-:- No data available at this section
 NA No data available

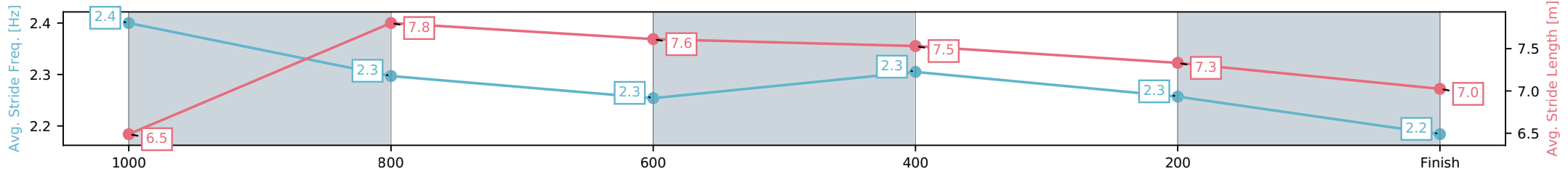
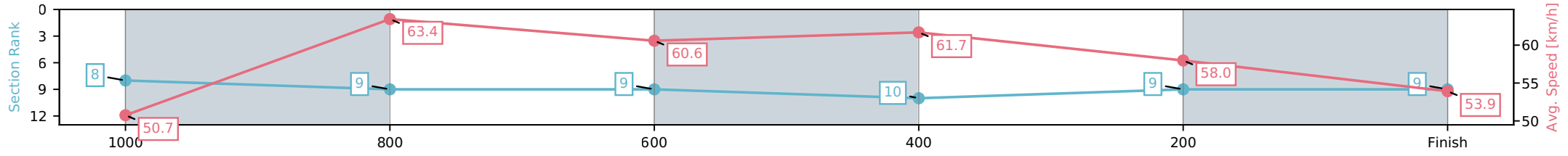
Horse/Jockey Name	Endless Elliegance/Kayla Johnston
Finish Rank	9
Fastest Section Time (Section)	0:11.48 (1000-800)
Top Speed [km/h] (Section)	64.5 (1000-800)
Race State	Finished



Kilcoy QLD --Professional-2026-06-30
 Race 6: LADBROKES HOSTED POTS Maiden Plate - 1200m
 30 June 2026 - 3:55PM
 Track Rating: Heavy 9, Weather: Overcast, Rail Position: True Entire Circuit



Section	L1200	L1000	L800	L600	L400	L200
Section Times	1:15.53 (0:14.24)	1:01.29 [8] (0:11.48)	0:49.82 [9] (0:12.05)	0:37.77 [9] (0:11.68)	0:26.09 [10] (0:12.72)	0:13.37 [9] (0:13.37)
Average Speed [km/h]	50.7	63.4	60.6	61.7	58.0	53.9
Top Speed [km/h]	63.7	64.5	62.7	62.5	60.5	55.3
Avg. Dist. to Rail [m]	8.8	3.5	2.0	1.5	3.0	4.4
Avg. Stride Freq. [Hz]	2.4	2.3	2.3	2.3	2.3	2.2
Avg. Stride Length [m]	6.5	7.8	7.6	7.5	7.3	7.0



[] Ranking at each section and finish
 -:-:- No data available at this section
 NA No data available

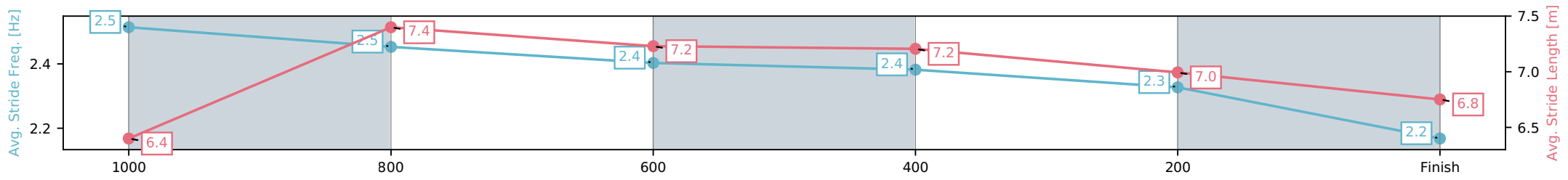
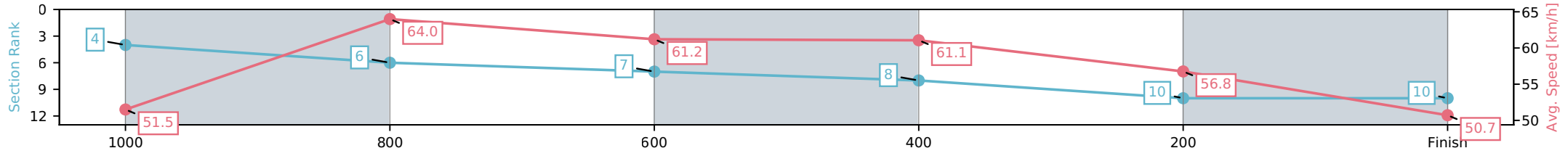
Horse/Jockey Name	Goodfella Finch/Micheal Hellyer
Finish Rank	10
Fastest Section Time (Section)	0:11.37 (1000-800)
Top Speed [km/h] (Section)	65.5 (1000-800)
Race State	Finished



Kilcoy QLD --Professional-2026-06-30
 Race 6: LADBROKES HOSTED POTS Maiden Plate - 1200m
 30 June 2026 - 3:55PM
 Track Rating: Heavy 9, Weather: Overcast, Rail Position: True Entire Circuit



Section	L1200	L1000	L800	L600	L400	L200
Section Times	1:16.74 (0:14.00)	1:02.74 [4] (0:11.37)	0:51.37 [6] (0:12.01)	0:39.36 [7] (0:11.85)	0:27.51 [8] (0:13.27)	0:14.24 [10] (0:14.24)
Average Speed [km/h]	51.5	64.0	61.2	61.1	56.8	50.7
Top Speed [km/h]	64.1	65.5	63.4	62.0	60.6	53.9
Avg. Dist. to Rail [m]	7.1	3.9	3.0	4.6	5.4	3.6
Avg. Stride Freq. [Hz]	2.5	2.5	2.4	2.4	2.3	2.2
Avg. Stride Length [m]	6.4	7.4	7.2	7.2	7.0	6.8



[] Ranking at each section and finish
 -.-.- No data available at this section
 NA No data available

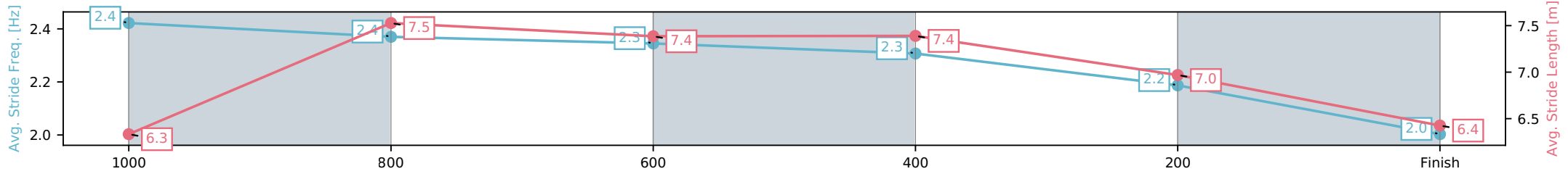
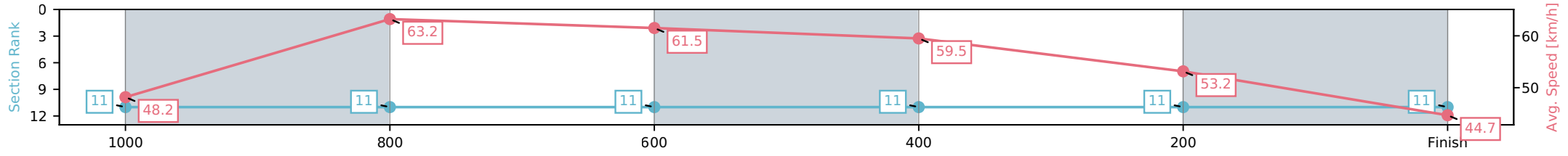
Horse/Jockey Name	Hannah's Astar/Fred Larson
Finish Rank	11
Fastest Section Time (Section)	0:11.41 (1000-800)
Top Speed [km/h] (Section)	64.3 (1000-800)
Race State	Finished



Kilcoy QLD --Professional-2026-06-30
 Race 6: LADBROKES HOSTED POTS Maiden Plate - 1200m
 30 June 2026 - 3:55PM
 Track Rating: Heavy 9, Weather: Overcast, Rail Position: True Entire Circuit



Section	L1200	L1000	L800	L600	L400	L200
Section Times	1:20.44 (0:14.84)	1:05.60 [11] (0:11.41)	0:54.19 [11] (0:11.89)	0:42.31 [11] (0:12.20)	0:30.10 [11] (0:13.91)	0:16.19 [11] (0:16.19)
Average Speed [km/h]	48.2	63.2	61.5	59.5	53.2	44.7
Top Speed [km/h]	62.9	64.3	62.9	61.3	57.0	49.0
Avg. Dist. to Rail [m]	4.4	1.8	2.6	4.7	3.3	4.3
Avg. Stride Freq. [Hz]	2.4	2.4	2.3	2.3	2.2	2.0
Avg. Stride Length [m]	6.3	7.5	7.4	7.4	7.0	6.4



[] Ranking at each section and finish
 -.-.- No data available at this section
 NA No data available



Kilcoy QLD
 Race 7: EXCHANGE HOTEL KILCOY BM65 Handicap - 1200m
 30 June 2026 - 4:25PM



Track Rating: Heavy 9, Weather: Overcast, Rail Position: True Entire Circuit

Field Times (Race Tempo) 1:12.18 0:58.80 0:48.08 0:36.64 0:25.05 0:12.72
 (0:13.38) (0:10.72) (0:11.44) (0:11.59) (0:12.33) (0:12.72)

Rank	TAB#	Horse	Overall Time	First 400m	Top Speed km/h (Section)	L1200	L1000	L800	L600	L400	L200		
	(BAR#)	Jockey	Margin (DT-W)	Last 600m	Fastest Section (Time)	Start - 1000	1000 - 800	800 - 600	600 - 400	400 - 200	200 - Finish		
1	9	Vorkuta	1:12.18	0:24.70	67.9 (1000-800)	1:12.18	0:58.28 [5]	0:47.49 [5]	0:36.56 [2]	0:24.92 [2]	0:12.70 [2]		
	(4)	Fred Larson		0:36.55	1000-800 (0:10.80)	(0:13.90)	(0:10.80)	(0:10.93)	(0:11.63)	(0:12.22)	(0:12.70)		
2	12	Fortysecondstreet	1:12.80	0:24.45	68.0 (1000-800)	1:12.80	0:59.30 [3]	0:48.35 [3]	0:36.62 [4]	0:25.04 [5]	0:12.79 [5]		
	(2)	Steph Tierney	3.6L (-9)	0:36.62	1000-800 (0:10.95)	(0:13.50)	(0:10.95)	(0:11.73)	(0:11.59)	(0:12.24)	(0:12.79)		
3	10	Ceekay's Choice	1:13.01	0:24.27	68.6 (1000-800)	1:13.01	0:59.58 [2]	0:48.73 [2]	0:37.28 [3]	0:25.74 [3]	0:13.37 [3]		
	(1)	Harrison Shaw	4.8L (-12)	0:37.27	1000-800 (0:10.84)	(0:13.43)	(0:10.84)	(0:11.46)	(0:11.54)	(0:12.36)	(0:13.37)		
4	6	Speed Map	1:13.02	0:24.10	69.4 (1000-800)	1:13.02	0:59.64 [1]	0:48.92 [1]	0:37.48 [1]	0:25.89 [1]	0:13.56 [1]		
	(3)	Archie McColm	4.9L (-11)	0:37.48	1000-800 (0:10.72)	(0:13.38)	(0:10.72)	(0:11.44)	(0:11.59)	(0:12.33)	(0:13.56)		
5	4	Jemeldi	1:13.16	0:24.60	67.5 (1000-800)	1:13.16	0:59.50 [4]	0:48.56 [4]	0:36.91 [5]	0:25.51 [4]	0:13.19 [4]		
	(6)	Brandon Lerena	5.8L (-4)	0:36.91	1000-800 (0:10.94)	(0:13.66)	(0:10.94)	(0:11.65)	(0:11.40)	(0:12.32)	(0:13.19)		
6	5	Mr Wandji	1:13.17	0:24.83	67.8 (1000-800)	1:13.17	0:59.23 [6]	0:48.35 [6]	0:36.74 [6]	0:25.16 [6]	0:12.82 [6]		
	(8)	Samantha Pointon	5.8L (-5)	0:36.74	1000-800 (0:10.89)	(0:13.94)	(0:10.89)	(0:11.61)	(0:11.58)	(0:12.34)	(0:12.82)		
7	13	Capital Cee	1:13.34	0:25.36	65.8 (1000-800)	1:13.34	0:59.18 [8]	0:47.99 [8]	0:36.56 [8]	0:24.78 [8]	0:12.71 [7]		
	(7)	Kayla Johnston	6.8L (-12)	0:36.56	1000-800 (0:11.20)	(0:14.16)	(0:11.20)	(0:11.43)	(0:11.78)	(0:12.07)	(0:12.71)		
8	3	Big Boy George	1:13.39	0:24.99	66.7 (1000-800)	1:13.39	0:59.42 [7]	0:48.40 [7]	0:36.90 [7]	0:25.29 [7]	0:12.71 [8]		
	(5)	Micheal Hellyer	7.1L (-11)	0:36.90	1000-800 (0:11.02)	(0:13.97)	(0:11.02)	(0:11.50)	(0:11.61)	(0:12.58)	(0:12.71)		

Scratched: Inatick (#1), Grand Crusader (#2), Sukhbir (#7), Palatial Prince (#8), Southern Money (#11), Li'l Rex (#14)

Report Created: Tue 30 June 2026

(Note: Races are conducted over an approximate distance as close as possible to the advertised distance, and recorded data may vary accordingly. Official times refer to race times only and do not include handicap times.)

[] Position in running at each section and finish TAB# Saddle cloth number
 -:-:- No data available at this section BAR# Barrier/Gate Position
 NA No data available DNF Did not finish
 DNT Did not track DT-W Distance travelled compared to winner in metres

Fastest split
 Fastest section

data processed by TRIPLESDATA

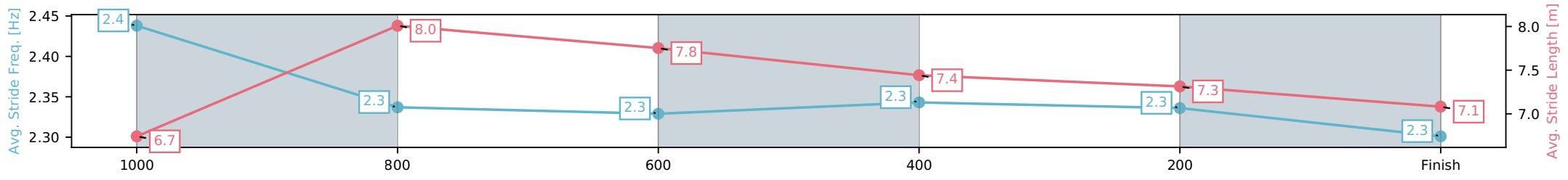
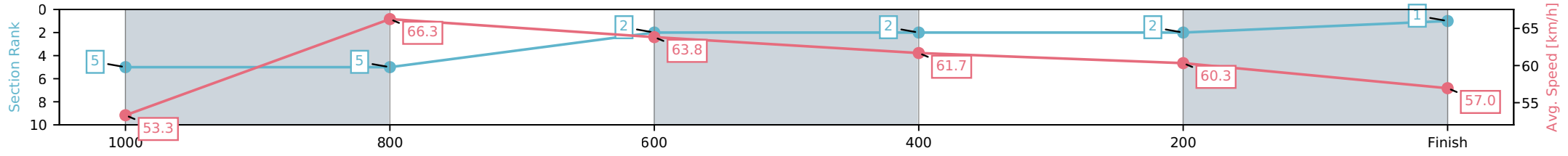
Horse/Jockey Name	Vorkuta/Fred Larson
Finish Rank	1
Fastest Section Time (Section)	0:10.80 (1000-800)
Top Speed [km/h] (Section)	67.9 (1000-800)
Race State	Finished



Kilcoy QLD --Professional-2026-06-30
 Race 7: EXCHANGE HOTEL KILCOY BM65 Handicap - 1200m
 30 June 2026 - 4:25PM
 Track Rating: Heavy 9, Weather: Overcast, Rail Position: True Entire Circuit



Section	L1200	L1000	L800	L600	L400	L200
Section Times	1:12.18 (0:13.90)	0:58.28 [5] (0:10.80)	0:47.49 [5] (0:10.93)	0:36.56 [2] (0:11.63)	0:24.92 [2] (0:12.22)	0:12.70 [2] (0:12.70)
Average Speed [km/h]	53.3	66.3	63.8	61.7	60.3	57.0
Top Speed [km/h]	66.9	67.9	65.0	62.5	61.6	59.7
Avg. Dist. to Rail [m]	2.4	1.4	4.4	1.2	3.3	3.1
Avg. Stride Freq. [Hz]	2.4	2.3	2.3	2.3	2.3	2.3
Avg. Stride Length [m]	6.7	8.0	7.8	7.4	7.3	7.1



[] Ranking at each section and finish
 -:-:- No data available at this section
 NA No data available

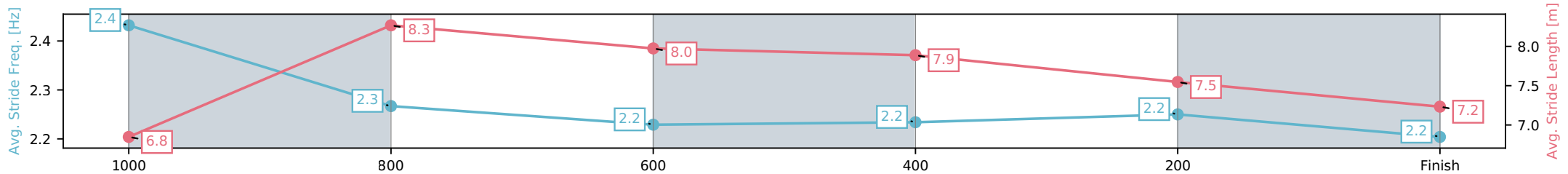
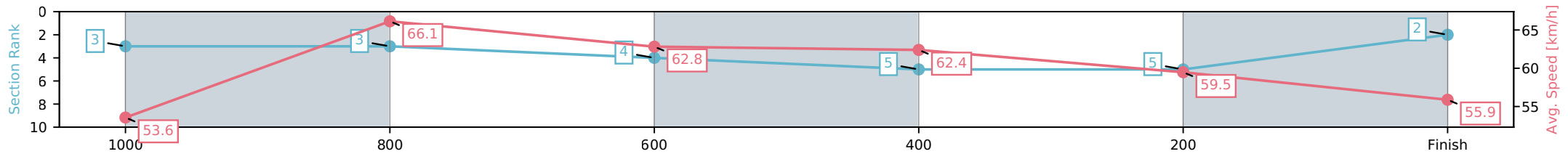
Horse/Jockey Name	Fortysecondstreet/Steph Tierney
Finish Rank	2
Fastest Section Time (Section)	0:10.95 (1000-800)
Top Speed [km/h] (Section)	68.0 (1000-800)
Race State	Finished



Kilcoy QLD --Professional-2026-06-30
 Race 7: EXCHANGE HOTEL KILCOY BM65 Handicap - 1200m
 30 June 2026 - 4:25PM
 Track Rating: Heavy 9, Weather: Overcast, Rail Position: True Entire Circuit



Section	L1200	L1000	L800	L600	L400	L200
Section Times	1:12.80 (0:13.50)	0:59.30 [3] (0:10.95)	0:48.35 [3] (0:11.73)	0:36.62 [4] (0:11.59)	0:25.04 [5] (0:12.24)	0:12.79 [5] (0:12.79)
Average Speed [km/h]	53.6	66.1	62.8	62.4	59.5	55.9
Top Speed [km/h]	67.7	68.0	64.2	63.7	62.9	57.1
Avg. Dist. to Rail [m]	2.4	2.9	3.2	3.2	1.7	0.6
Avg. Stride Freq. [Hz]	2.4	2.3	2.2	2.2	2.2	2.2
Avg. Stride Length [m]	6.8	8.3	8.0	7.9	7.5	7.2



[] Ranking at each section and finish
 -:-:- No data available at this section
 NA No data available

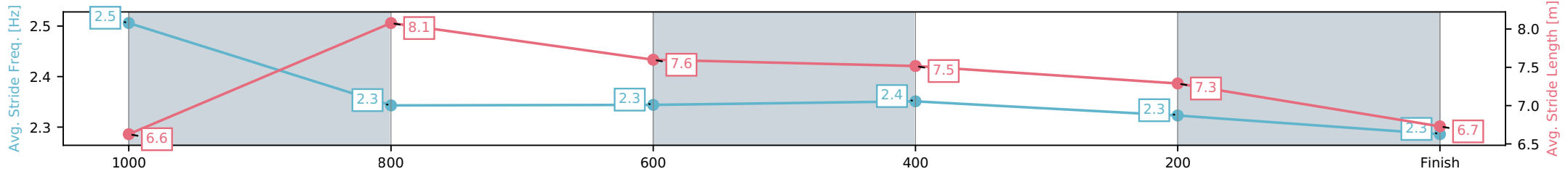
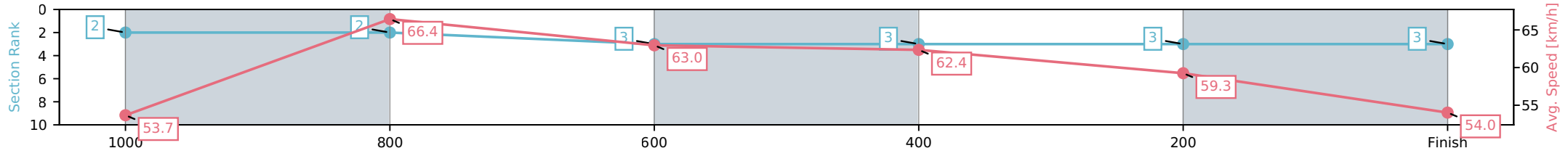
Horse/Jockey Name	Ceekay's Choice/Harrison Shaw
Finish Rank	3
Fastest Section Time (Section)	0:10.84 (1000-800)
Top Speed [km/h] (Section)	68.6 (1000-800)
Race State	Finished



Kilcoy QLD --Professional-2026-06-30
 Race 7: EXCHANGE HOTEL KILCOY BM65 Handicap - 1200m
 30 June 2026 - 4:25PM
 Track Rating: Heavy 9, Weather: Overcast, Rail Position: True Entire Circuit



Section	L1200	L1000	L800	L600	L400	L200
Section Times	1:13.01 (0:13.43)	0:59.58 [2] (0:10.84)	0:48.73 [2] (0:11.46)	0:37.28 [3] (0:11.54)	0:25.74 [3] (0:12.36)	0:13.37 [3] (0:13.37)
Average Speed [km/h]	53.7	66.4	63.0	62.4	59.3	54.0
Top Speed [km/h]	68.1	68.6	64.2	63.1	62.1	56.4
Avg. Dist. to Rail [m]	0.8	0.6	0.5	1.6	1.9	4.5
Avg. Stride Freq. [Hz]	2.5	2.3	2.3	2.4	2.3	2.3
Avg. Stride Length [m]	6.6	8.1	7.6	7.5	7.3	6.7



[] Ranking at each section and finish
 -:-:- No data available at this section
 NA No data available

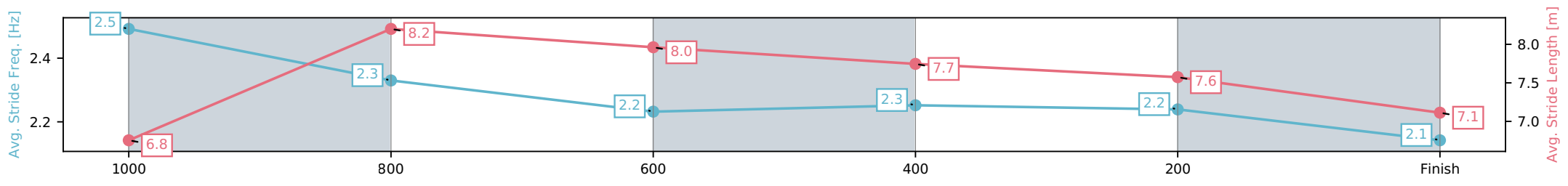
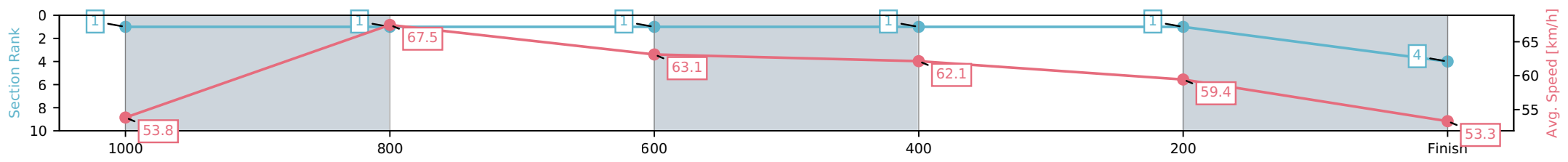
Horse/Jockey Name	Speed Map/Archie McColm
Finish Rank	4
Fastest Section Time (Section)	0:10.72 (1000-800)
Top Speed [km/h] (Section)	69.4 (1000-800)
Race State	Finished



Kilcoy QLD --Professional-2026-06-30
 Race 7: EXCHANGE HOTEL KILCOY BM65 Handicap - 1200m
 30 June 2026 - 4:25PM
 Track Rating: Heavy 9, Weather: Overcast, Rail Position: True Entire Circuit



Section	L1200	L1000	L800	L600	L400	L200
Section Times	1:13.02 (0:13.38)	0:59.64 [1] (0:10.72)	0:48.92 [1] (0:11.44)	0:37.48 [1] (0:11.59)	0:25.89 [1] (0:12.33)	0:13.56 [1] (0:13.56)
Average Speed [km/h]	53.8	67.5	63.1	62.1	59.4	53.3
Top Speed [km/h]	68.8	69.4	64.6	63.0	62.1	56.7
Avg. Dist. to Rail [m]	3.4	2.2	0.5	1.3	2.1	4.8
Avg. Stride Freq. [Hz]	2.5	2.3	2.2	2.3	2.2	2.1
Avg. Stride Length [m]	6.8	8.2	8.0	7.7	7.6	7.1



[] Ranking at each section and finish
 -:-:- No data available at this section
 NA No data available

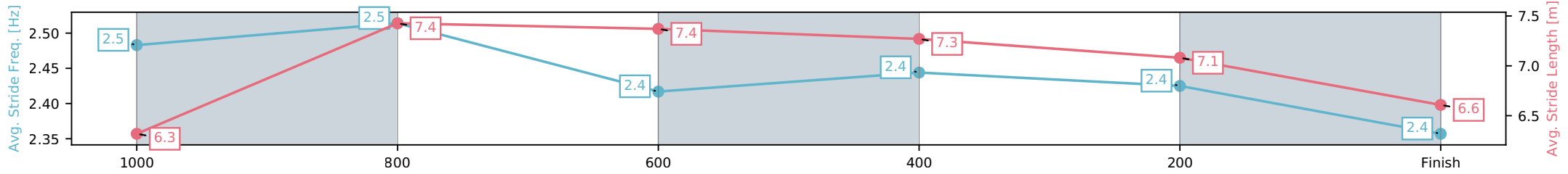
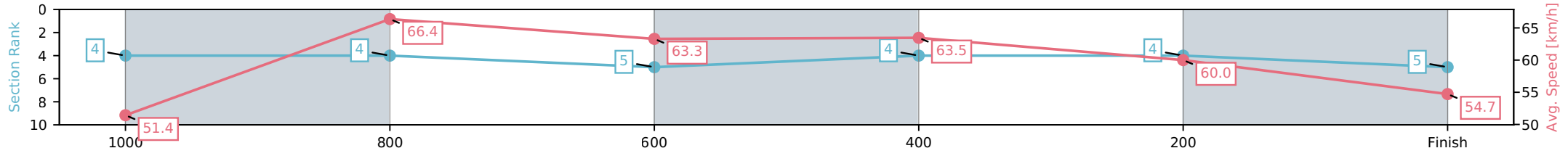
Horse/Jockey Name	Jemeldi/Brandon Lerena
Finish Rank	5
Fastest Section Time (Section)	0:10.94 (1000-800)
Top Speed [km/h] (Section)	67.5 (1000-800)
Race State	Finished



Kilcoy QLD --Professional-2026-06-30
 Race 7: EXCHANGE HOTEL KILCOY BM65 Handicap - 1200m
 30 June 2026 - 4:25PM
 Track Rating: Heavy 9, Weather: Overcast, Rail Position: True Entire Circuit



Section	L1200	L1000	L800	L600	L400	L200
Section Times	1:13.16 (0:13.66)	0:59.50 [4] (0:10.94)	0:48.56 [4] (0:11.65)	0:36.91 [5] (0:11.40)	0:25.51 [4] (0:12.32)	0:13.19 [4] (0:13.19)
Average Speed [km/h]	51.4	66.4	63.3	63.5	60.0	54.7
Top Speed [km/h]	66.0	67.5	64.2	64.5	64.4	56.8
Avg. Dist. to Rail [m]	4.1	2.3	3.7	3.9	3.1	4.2
Avg. Stride Freq. [Hz]	2.5	2.5	2.4	2.4	2.4	2.4
Avg. Stride Length [m]	6.3	7.4	7.4	7.3	7.1	6.6



[] Ranking at each section and finish
 -:-:- No data available at this section
 NA No data available

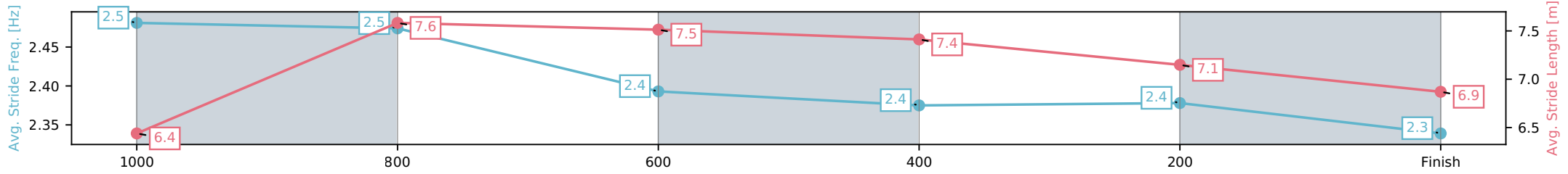
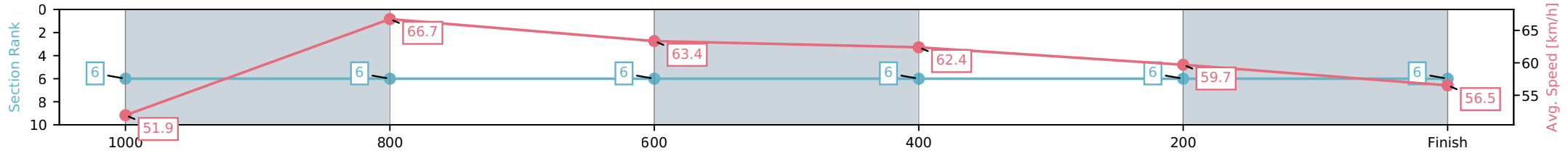
Horse/Jockey Name	Mr Wandji/Samantha Pointon
Finish Rank	6
Fastest Section Time (Section)	0:10.89 (1000-800)
Top Speed [km/h] (Section)	67.8 (1000-800)
Race State	Finished



Kilcoy QLD --Professional-2026-06-30
 Race 7: EXCHANGE HOTEL KILCOY BM65 Handicap - 1200m
 30 June 2026 - 4:25PM
 Track Rating: Heavy 9, Weather: Overcast, Rail Position: True Entire Circuit



Section	L1200	L1000	L800	L600	L400	L200
Section Times	1:13.17 (0:13.94)	0:59.23 [6] (0:10.89)	0:48.35 [6] (0:11.61)	0:36.74 [6] (0:11.58)	0:25.16 [6] (0:12.34)	0:12.82 [6] (0:12.82)
Average Speed [km/h]	51.9	66.7	63.4	62.4	59.7	56.5
Top Speed [km/h]	65.3	67.8	66.3	64.4	63.4	58.2
Avg. Dist. to Rail [m]	7.3	3.9	3.1	2.1	3.0	5.6
Avg. Stride Freq. [Hz]	2.5	2.5	2.4	2.4	2.4	2.3
Avg. Stride Length [m]	6.4	7.6	7.5	7.4	7.1	6.9



[] Ranking at each section and finish
 -:-:- No data available at this section
 NA No data available

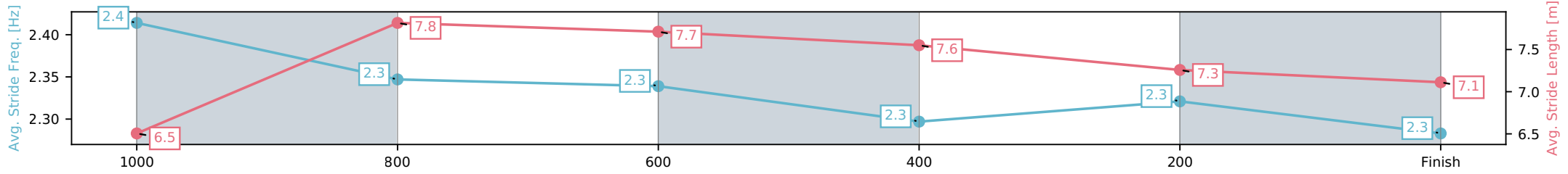
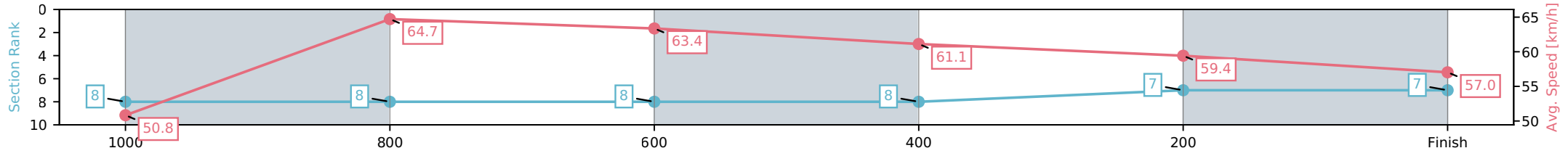
Horse/Jockey Name	Capital Cee/Kayla Johnston
Finish Rank	7
Fastest Section Time (Section)	0:11.20 (1000-800)
Top Speed [km/h] (Section)	65.8 (1000-800)
Race State	Finished



Kilcoy QLD --Professional-2026-06-30
 Race 7: EXCHANGE HOTEL KILCOY BM65 Handicap - 1200m
 30 June 2026 - 4:25PM
 Track Rating: Heavy 9, Weather: Overcast, Rail Position: True Entire Circuit



Section	L1200	L1000	L800	L600	L400	L200
Section Times	1:13.34 (0:14.16)	0:59.18 [8] (0:11.20)	0:47.99 [8] (0:11.43)	0:36.56 [8] (0:11.78)	0:24.78 [8] (0:12.07)	0:12.71 [7] (0:12.71)
Average Speed [km/h]	50.8	64.7	63.4	61.1	59.4	57.0
Top Speed [km/h]	64.7	65.8	65.4	62.1	61.1	59.3
Avg. Dist. to Rail [m]	6.2	2.0	1.0	1.1	0.7	2.9
Avg. Stride Freq. [Hz]	2.4	2.3	2.3	2.3	2.3	2.3
Avg. Stride Length [m]	6.5	7.8	7.7	7.6	7.3	7.1



[] Ranking at each section and finish
 -:-:- No data available at this section
 NA No data available

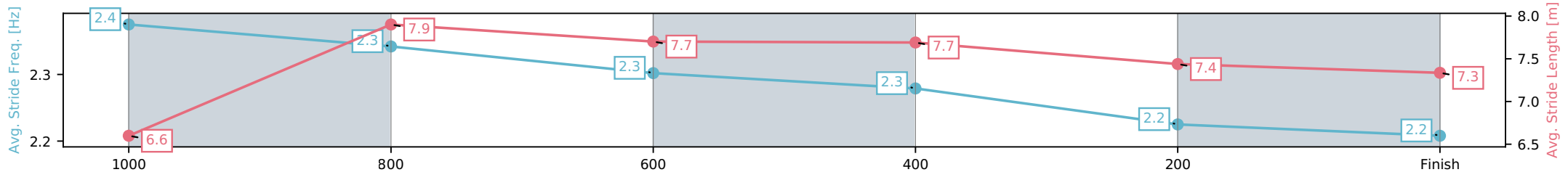
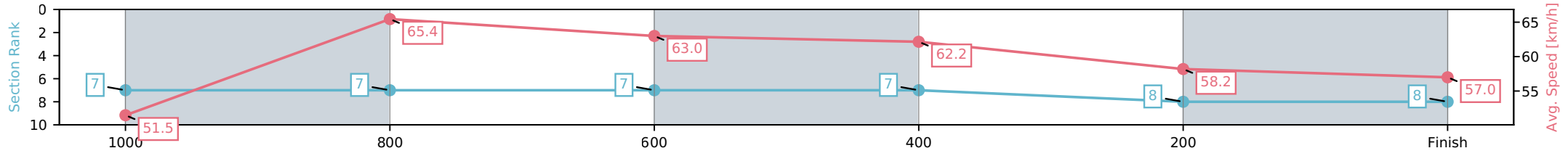
Horse/Jockey Name	Big Boy George/Micheal Hellyer
Finish Rank	8
Fastest Section Time (Section)	0:11.02 (1000-800)
Top Speed [km/h] (Section)	66.7 (1000-800)
Race State	Finished



Kilcoy QLD --Professional-2026-06-30
 Race 7: EXCHANGE HOTEL KILCOY BM65 Handicap - 1200m
 30 June 2026 - 4:25PM
 Track Rating: Heavy 9, Weather: Overcast, Rail Position: True Entire Circuit



Section	L1200	L1000	L800	L600	L400	L200
Section Times	1:13.39 (0:13.97)	0:59.42 [7] (0:11.02)	0:48.40 [7] (0:11.50)	0:36.90 [7] (0:11.61)	0:25.29 [7] (0:12.58)	0:12.71 [8] (0:12.71)
Average Speed [km/h]	51.5	65.4	63.0	62.2	58.2	57.0
Top Speed [km/h]	66.0	66.7	64.2	62.5	60.9	58.2
Avg. Dist. to Rail [m]	4.2	1.5	0.7	1.5	2.2	3.9
Avg. Stride Freq. [Hz]	2.4	2.3	2.3	2.3	2.2	2.2
Avg. Stride Length [m]	6.6	7.9	7.7	7.7	7.4	7.3



[] Ranking at each section and finish
 -:-:- No data available at this section
 NA No data available



Kilcoy QLD

Race 8: Ladbrokes Big Bets Copy Now 0 - 55 Handicap - 1200m

30 June 2026 - 4:51PM

Track Rating: Heavy 9, Weather: Overcast, Rail Position: True Entire Circuit



Field Times (Race Tempo) 1:12.89 0:59.46 0:48.63 0:36.95 0:25.16 0:12.73
 (0:13.43) (0:10.83) (0:11.69) (0:11.78) (0:12.43) (0:12.73)

Rank	TAB#	Horse	Overall Time	First 400m	Top Speed km/h (Section)	L1200	L1000	L800	L600	L400	L200		
	(BAR#)	Jockey	Margin (DT-W)	Last 600m	Fastest Section (Time)	Start - 1000	1000 - 800	800 - 600	600 - 400	400 - 200	200 - Finish		
1	7	Russian Ripper	1:12.89	0:24.41	68.6 (1200 - 1000)	1:12.89	0:59.30 [2]	0:48.48 [2]	0:36.94 [1]	0:25.16 [1]	0:12.73 [1]		
	(5)	Montanna Savva		0:36.94	1000-800 (0:10.82)	(0:13.59)	(0:10.82)	(0:11.53)	(0:11.78)	(0:12.43)	(0:12.73)		
2	2	Bold As Brass	1:13.29	0:25.14	66.0 (1000-800)	1:13.29	0:59.24 [7]	0:48.16 [8]	0:36.70 [7]	0:25.07 [5]	0:12.87 [3]		
	(10)	Jaden Lloyd	2.3L (-6)	0:36.70	1000-800 (0:11.08)	(0:14.06)	(0:11.08)	(0:11.46)	(0:11.63)	0:12.20	(0:12.87)		
3	10	Final Voyage	1:13.45	0:24.80	67.1 (1000-800)	1:13.45	0:59.73 [4]	0:48.65 [5]	0:36.65 [8]	0:25.00 [8]	0:12.75 [5]		
	(2)	Les Tilley	3.3L (+5)	0:36.65	1000-800 (0:11.08)	(0:13.72)	(0:11.08)	(0:12.00)	(0:11.66)	(0:12.24)	(0:12.75)		
4	4	Thief By Night	1:13.76	0:25.48	65.5 (1000-800)	1:13.76	0:59.42 [10]	0:48.28 [10]	0:36.74 [10]	0:25.03 [11]	0:12.70 [7]		
	(3)	Isabel Jessop	5.1L (-6)	0:36.74	1000-800 (0:11.14)	(0:14.34)	(0:11.14)	(0:11.55)	(0:11.71)	(0:12.33)	(0:12.70)		
5	8	Amore Sirena	1:13.80	0:24.26	69.4 (1000-800)	1:13.80	1:00.37 [1]	0:49.54 [1]	0:37.84 [2]	0:26.04 [2]	0:13.53 [2]		
	(4)	Stacey Callow	5.3L (-1)	0:37.84	1000-800 (0:10.83)	(0:13.43)	(0:10.83)	(0:11.70)	(0:11.81)	(0:12.50)	(0:13.53)		
6	17	Galactic Legend	1:14.16	0:25.56	66.4 (1000-800)	1:14.16	0:59.75 [11]	0:48.60 [11]	0:37.05 [11]	0:25.46 [10]	0:12.80 [10]		
	(9)	Kayla Johnston	7.5L (+2)	0:37.05	1000-800 (0:11.15)	(0:14.41)	(0:11.15)	(0:11.55)	(0:11.59)	(0:12.66)	(0:12.80)		
7	3	What Did You Say	1:14.26	0:24.74	67.7 (1000-800)	1:14.26	1:00.40 [5]	0:49.52 [4]	0:37.98 [4]	0:26.28 [4]	0:13.38 [6]		
	(1)	Brandon Lerena	8.1L (+4)	0:37.98	1000-800 (0:10.88)	(0:13.86)	(0:10.88)	(0:11.54)	(0:11.70)	(0:12.90)	(0:13.38)		
8	16	Gallery Master	1:14.30	0:25.74	65.7 (1000-800)	1:14.30	0:59.70 [12]	0:48.56 [12]	0:37.12 [12]	0:25.35 [12]	0:12.85 [11]		
	(8)	Steph Tierney	8.3L (-4)	0:37.13	1000-800 (0:11.14)	(0:14.60)	(0:11.14)	0:11.44	(0:11.78)	(0:12.50)	(0:12.85)		
9	5	On The Target	1:14.37	0:24.92	67.4 (1000-800)	1:14.37	1:00.45 [6]	0:49.45 [7]	0:37.93 [5]	0:25.95 [6]	0:13.16 [9]		
	(7)	Fred Larson	8.7L (+1)	0:37.94	1000-800 (0:11.00)	(0:13.92)	(0:11.00)	(0:11.52)	(0:11.98)	(0:12.80)	(0:13.16)		
10	15	Li'l Rex	1:14.63	0:24.58	67.0 (1000-800)	1:14.63	1:00.96 [3]	0:50.05 [3]	0:38.55 [3]	0:26.80 [3]	0:13.94 [4]		
	(6)	Georgina Cartwright	10.2L (-1)	0:38.55	1000-800 (0:10.90)	(0:13.68)	(0:10.90)	(0:11.51)	(0:11.75)	(0:12.86)	(0:13.94)		

Scratched: Causeways (#1), Ezeiza (#9), Private Showtime (#11), Mishani Glaze (#12), Fanci Fleur (#13), Dubawi's Girl (#14), Exceed The Sky (#19)

Report Created: Tue 30 June 2026

(Note: Races are conducted over an approximate distance as close as possible to the advertised distance, and recorded data may vary accordingly. Official times refer to race times only and do not include handicap times.)

[] Position in running at each section and finish TAB# Saddle cloth number
 -:-:- No data available at this section BAR# Barrier/Gate Position
 NA No data available DNF Did not finish
 DNT Did not track DT-W Distance travelled compared to winner in metres

Fastest split
 Fastest section

data processed by TRIPLESDATA



Kilcoy QLD

Race 8: Ladbrokes Big Bets Copy Now 0 - 55 Handicap - 1200m

30 June 2026 - 4:51PM

Track Rating: Heavy 9, Weather: Overcast, Rail Position: True Entire Circuit



Field Times (Race Tempo) 1:12.89 (0:13.43) 0:59.46 (0:10.83) 0:48.63 (0:11.69) 0:36.95 (0:11.78) 0:25.16 (0:12.43) 0:12.73 (0:12.73)

Rank	TAB#	Horse	Overall Time	First 400m	Top Speed km/h (Section)	L1200	L1000	L800	L600	L400	L200		
	(BAR#)	Jockey	Margin (DT-W)	Last 600m	Fastest Section (Time)	Start - 1000	1000 - 800	800 - 600	600 - 400	400 - 200	200 - Finish		
11	6	Exostova	1:14.66	0:25.15	66.6 (1000-800)	1:14.66	1:00.55 [8]	0:49.51 [9]	0:37.69 [9]	0:26.11 [9]	0:13.49 [8]		
	(11)	Archie McColm	10.4L (+2)	0:37.69	1000-800 (0:11.04)	(0:14.11)	(0:11.04)	(0:11.82)	(0:11.58)	(0:12.62)	(0:13.49)		
12	18	Costa Catori	1:15.37	0:24.91	69.0 (1000-800)	1:15.37	1:01.24 [9]	0:50.46 [6]	0:38.87 [6]	0:26.94 [7]	0:13.86 [12]		
	(12)	Shakira Bailey	14.6L (+4)	0:38.87	1000-800 (0:10.78)	(0:14.13)	(0:10.78)	(0:11.60)	(0:11.93)	(0:13.08)	(0:13.86)		

Scratched: Causeways (#1), Ezeiza (#9), Private Showtime (#11), Mishani Glaze (#12), Fanci Fleur (#13), Dubawi's Girl (#14), Exceed The Sky (#19)

Report Created: Tue 30 June 2026

(Note: Races are conducted over an approximate distance as close as possible to the advertised distance, and recorded data may vary accordingly. Official times refer to race times only and do not include handicap times.)

[] Position in running at each section and finish TAB# Saddle cloth number

Fastest split

-:-:- No data available at this section

BAR# Barrier/Gate Position

Fastest section

NA No data available

DNF Did not finish

DNT Did not track

DT-W Distance travelled compared to winner in metres

Horse/Jockey Name	Russian Ripper/Montanna Savva
Finish Rank	1
Fastest Section Time (Section)	0:10.82 (1000-800)
Top Speed [km/h] (Section)	68.6 (1200 - 1000)
Race State	Finished



Kilcoy QLD --Professional-2026-06-30

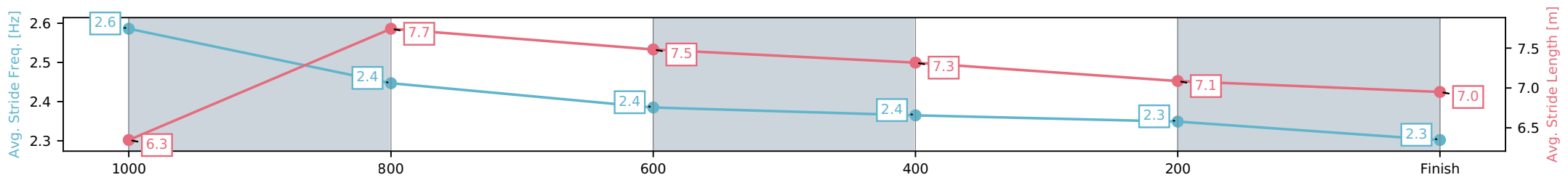
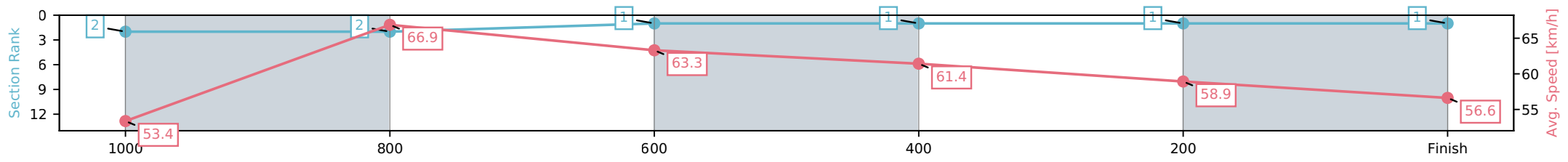
Race 8: Ladbrokes Big Bets Copy Now 0 - 55 Handicap - 1200m

30 June 2026 - 4:51PM



Track Rating: Heavy 9, Weather: Overcast, Rail Position: True Entire Circuit

Section	L1200	L1000	L800	L600	L400	L200
Section Times	1:12.89 (0:13.59)	0:59.30 [2] (0:10.82)	0:48.48 [2] (0:11.53)	0:36.94 [1] (0:11.78)	0:25.16 [1] (0:12.43)	0:12.73 [1] (0:12.73)
Average Speed [km/h]	53.4	66.9	63.3	61.4	58.9	56.6
Top Speed [km/h]	68.6	68.1	65.1	62.6	60.9	58.1
Avg. Dist. to Rail [m]	4.6	2.6	2.0	2.2	2.1	1.9
Avg. Stride Freq. [Hz]	2.6	2.4	2.4	2.4	2.3	2.3
Avg. Stride Length [m]	6.3	7.7	7.5	7.3	7.1	7.0



[] Ranking at each section and finish
 -:-:- No data available at this section
 NA No data available

Horse/Jockey Name	Bold As Brass/Jaden Lloyd
Finish Rank	2
Fastest Section Time (Section)	0:11.08 (1000-800)
Top Speed [km/h] (Section)	66.0 (1000-800)
Race State	Finished



Kilcoy QLD --Professional-2026-06-30

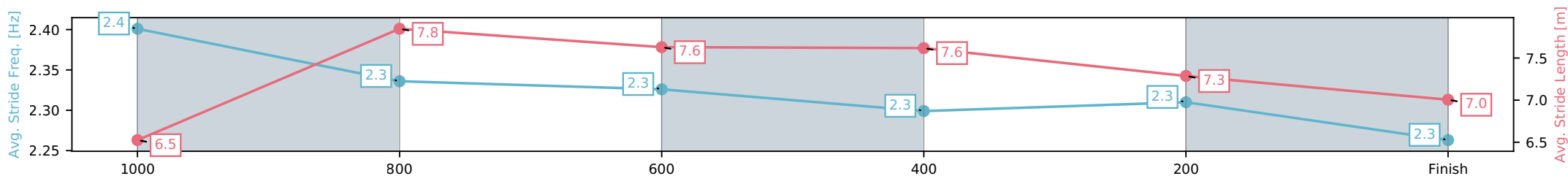
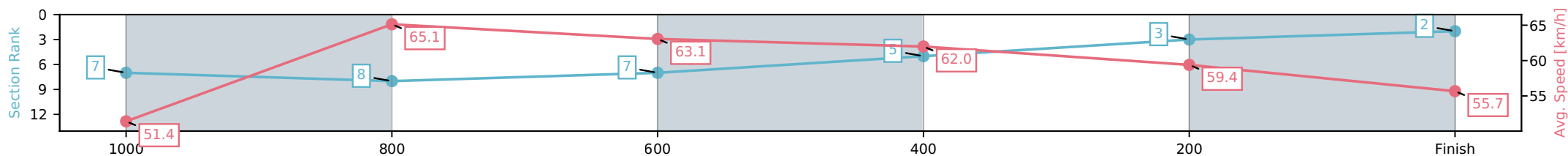
Race 8: Ladbrokes Big Bets Copy Now 0 - 55 Handicap - 1200m

30 June 2026 - 4:51PM



Track Rating: Heavy 9, Weather: Overcast, Rail Position: True Entire Circuit

Section	L1200	L1000	L800	L600	L400	L200
Section Times	1:13.29 (0:14.06)	0:59.24 [7] (0:11.08)	0:48.16 [8] (0:11.46)	0:36.70 [7] (0:11.63)	0:25.07 [5] (0:12.20)	0:12.87 [3] (0:12.87)
Average Speed [km/h]	51.4	65.1	63.1	62.0	59.4	55.7
Top Speed [km/h]	64.9	66.0	64.4	63.9	61.4	57.3
Avg. Dist. to Rail [m]	7.5	1.9	0.6	1.6	0.9	1.7
Avg. Stride Freq. [Hz]	2.4	2.3	2.3	2.3	2.3	2.3
Avg. Stride Length [m]	6.5	7.8	7.6	7.6	7.3	7.0



- [] Ranking at each section and finish
- :-:- No data available at this section
- NA No data available

Horse/Jockey Name	Final Voyage/Les Tilley
Finish Rank	3
Fastest Section Time (Section)	0:11.08 (1000-800)
Top Speed [km/h] (Section)	67.1 (1000-800)
Race State	Finished



Kilcoy QLD --Professional-2026-06-30

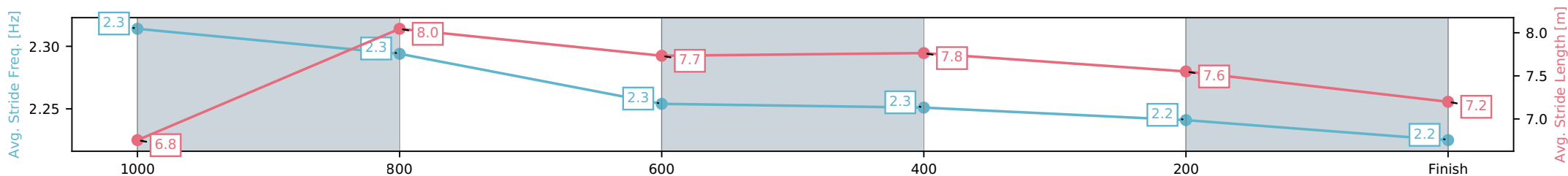
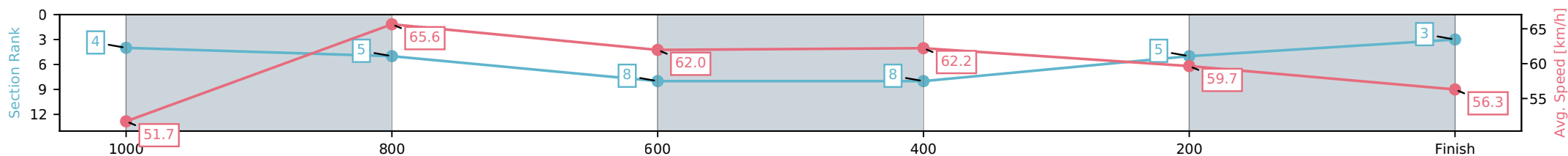
Race 8: Ladbrokes Big Bets Copy Now 0 - 55 Handicap - 1200m

30 June 2026 - 4:51PM



Track Rating: Heavy 9, Weather: Overcast, Rail Position: True Entire Circuit

Section	L1200	L1000	L800	L600	L400	L200
Section Times	1:13.45 (0:13.72)	0:59.73 [4] (0:11.08)	0:48.65 [5] (0:12.00)	0:36.65 [8] (0:11.66)	0:25.00 [8] (0:12.24)	0:12.75 [5] (0:12.75)
Average Speed [km/h]	51.7	65.6	62.0	62.2	59.7	56.3
Top Speed [km/h]	66.0	67.1	64.7	63.5	61.6	58.3
Avg. Dist. to Rail [m]	3.2	3.0	4.7	3.5	1.8	3.7
Avg. Stride Freq. [Hz]	2.3	2.3	2.3	2.3	2.2	2.2
Avg. Stride Length [m]	6.8	8.0	7.7	7.8	7.6	7.2



- [] Ranking at each section and finish
- :-:- No data available at this section
- NA No data available

Horse/Jockey Name	Thief By Night/Isabel Jessop
Finish Rank	4
Fastest Section Time (Section)	0:11.14 (1000-800)
Top Speed [km/h] (Section)	65.5 (1000-800)
Race State	Finished



Kilcoy QLD --Professional-2026-06-30

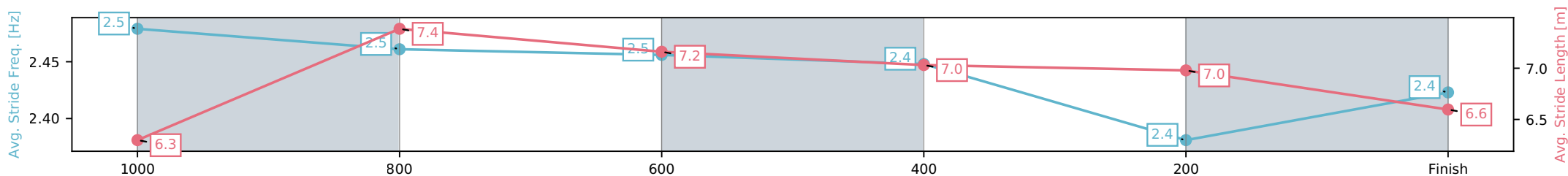
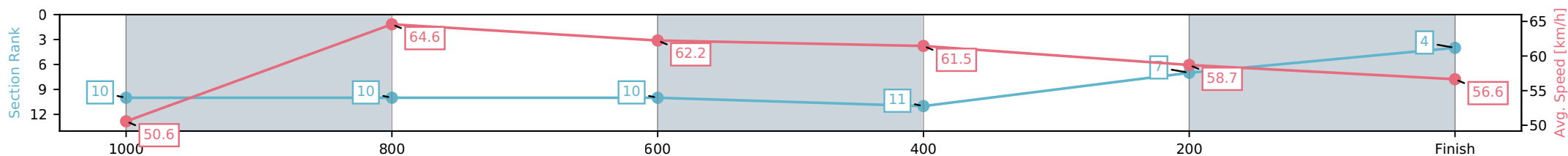
Race 8: Ladbrokes Big Bets Copy Now 0 - 55 Handicap - 1200m

30 June 2026 - 4:51PM



Track Rating: Heavy 9, Weather: Overcast, Rail Position: True Entire Circuit

Section	L1200	L1000	L800	L600	L400	L200
Section Times	1:13.76 (0:14.34)	0:59.42 [10] (0:11.14)	0:48.28 [10] (0:11.55)	0:36.74 [10] (0:11.71)	0:25.03 [11] (0:12.33)	0:12.70 [7] (0:12.70)
Average Speed [km/h]	50.6	64.6	62.2	61.5	58.7	56.6
Top Speed [km/h]	64.5	65.5	64.0	62.3	60.9	58.7
Avg. Dist. to Rail [m]	3.0	0.7	0.6	0.9	0.8	3.7
Avg. Stride Freq. [Hz]	2.5	2.5	2.5	2.4	2.4	2.4
Avg. Stride Length [m]	6.3	7.4	7.2	7.0	7.0	6.6



- [] Ranking at each section and finish
- :-:- No data available at this section
- NA No data available

Horse/Jockey Name	Amore Sirena/Stacey Callow
Finish Rank	5
Fastest Section Time (Section)	0:10.83 (1000-800)
Top Speed [km/h] (Section)	69.4 (1000-800)
Race State	Finished



Kilcoy QLD --Professional-2026-06-30

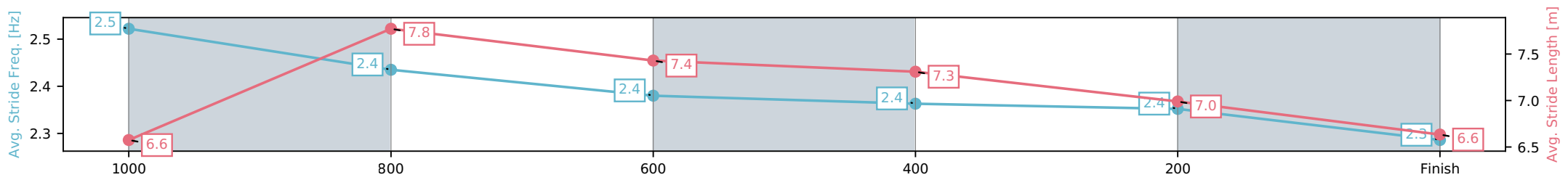
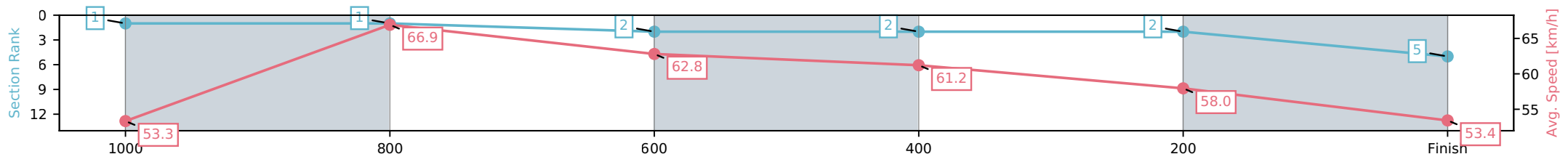
Race 8: Ladbrokes Big Bets Copy Now 0 - 55 Handicap - 1200m

30 June 2026 - 4:51PM



Track Rating: Heavy 9, Weather: Overcast, Rail Position: True Entire Circuit

Section	L1200	L1000	L800	L600	L400	L200
Section Times	1:13.80 (0:13.43)	1:00.37 [1] (0:10.83)	0:49.54 [1] (0:11.70)	0:37.84 [2] (0:11.81)	0:26.04 [2] (0:12.50)	0:13.53 [2] (0:13.53)
Average Speed [km/h]	53.3	66.9	62.8	61.2	58.0	53.4
Top Speed [km/h]	68.2	69.4	65.0	62.7	60.5	56.7
Avg. Dist. to Rail [m]	2.7	1.4	3.2	1.5	0.9	2.1
Avg. Stride Freq. [Hz]	2.5	2.4	2.4	2.4	2.4	2.3
Avg. Stride Length [m]	6.6	7.8	7.4	7.3	7.0	6.6



[] Ranking at each section and finish
 -:-:- No data available at this section
 NA No data available

Horse/Jockey Name	Galactic Legend/Kayla Johnston
Finish Rank	6
Fastest Section Time (Section)	0:11.15 (1000-800)
Top Speed [km/h] (Section)	66.4 (1000-800)
Race State	Finished



Kilcoy QLD --Professional-2026-06-30

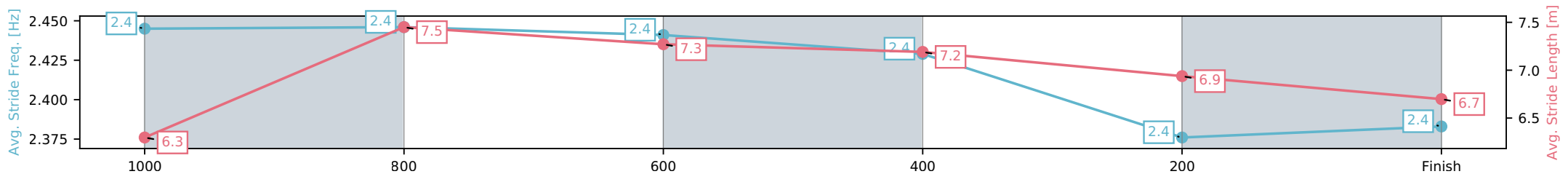
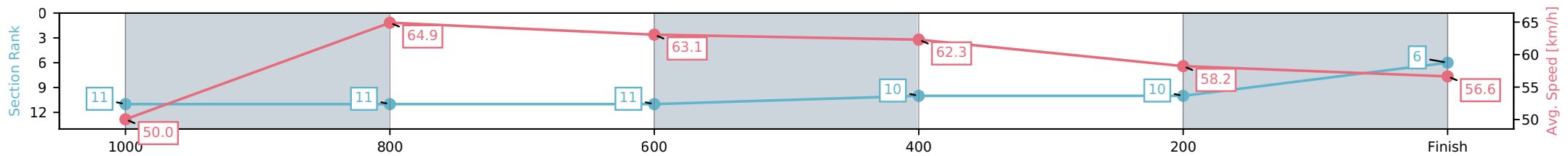
Race 8: Ladbrokes Big Bets Copy Now 0 - 55 Handicap - 1200m

30 June 2026 - 4:51PM



Track Rating: Heavy 9, Weather: Overcast, Rail Position: True Entire Circuit

Section	L1200	L1000	L800	L600	L400	L200
Section Times	1:14.16 (0:14.41)	0:59.75 [11] (0:11.15)	0:48.60 [11] (0:11.55)	0:37.05 [11] (0:11.59)	0:25.46 [10] (0:12.66)	0:12.80 [10] (0:12.80)
Average Speed [km/h]	50.0	64.9	63.1	62.3	58.2	56.6
Top Speed [km/h]	63.0	66.4	64.1	62.5	61.6	57.6
Avg. Dist. to Rail [m]	4.9	1.4	1.9	2.7	2.8	6.8
Avg. Stride Freq. [Hz]	2.4	2.4	2.4	2.4	2.4	2.4
Avg. Stride Length [m]	6.3	7.5	7.3	7.2	6.9	6.7

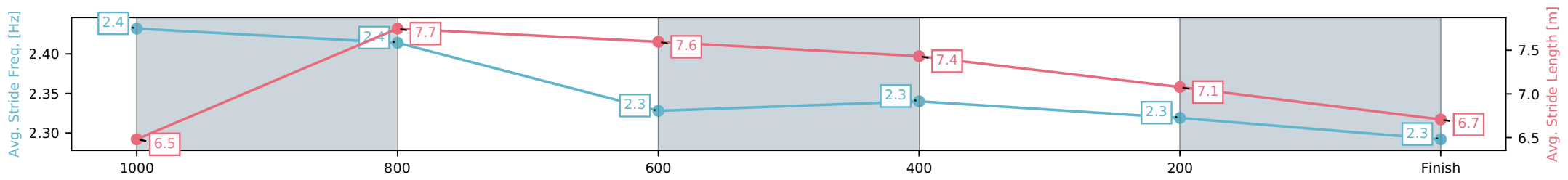
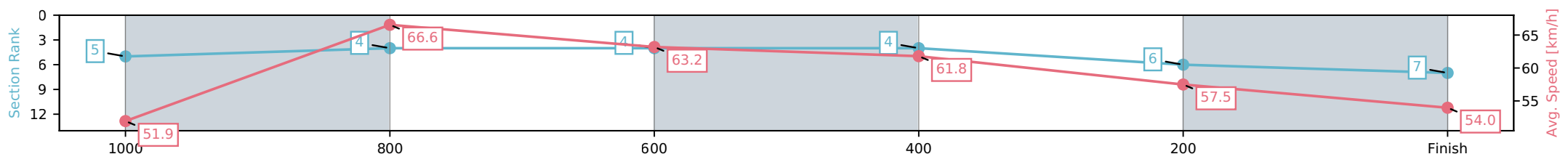


- [] Ranking at each section and finish
- :-:- No data available at this section
- NA No data available

Horse/Jockey Name	What Did You Say/Brandon Lerena
Finish Rank	7
Fastest Section Time (Section)	0:10.88 (1000-800)
Top Speed [km/h] (Section)	67.7 (1000-800)
Race State	Finished



Section	L1200	L1000	L800	L600	L400	L200
Section Times	1:14.26 (0:13.86)	1:00.40 [5] (0:10.88)	0:49.52 [4] (0:11.54)	0:37.98 [4] (0:11.70)	0:26.28 [4] (0:12.90)	0:13.38 [6] (0:13.38)
Average Speed [km/h]	51.9	66.6	63.2	61.8	57.5	54.0
Top Speed [km/h]	66.0	67.7	64.3	62.8	60.6	55.5
Avg. Dist. to Rail [m]	1.2	1.5	2.0	2.8	3.7	5.5
Avg. Stride Freq. [Hz]	2.4	2.4	2.3	2.3	2.3	2.3
Avg. Stride Length [m]	6.5	7.7	7.6	7.4	7.1	6.7



[] Ranking at each section and finish
 -:-:- No data available at this section
 NA No data available

Horse/Jockey Name	Gallery Master/Steph Tierney
Finish Rank	8
Fastest Section Time (Section)	0:11.14 (1000-800)
Top Speed [km/h] (Section)	65.7 (1000-800)
Race State	Finished



Kilcoy QLD --Professional-2026-06-30

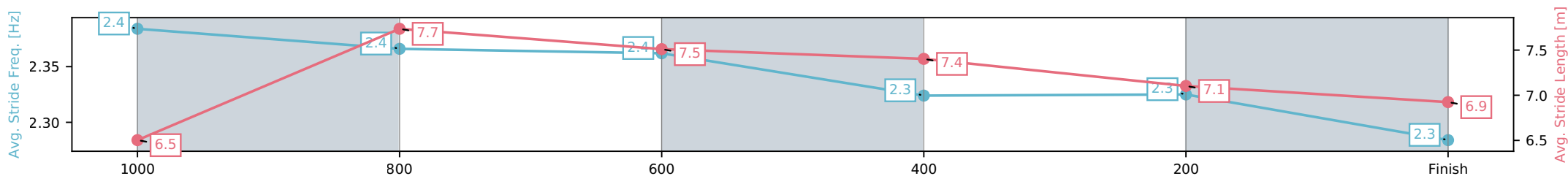
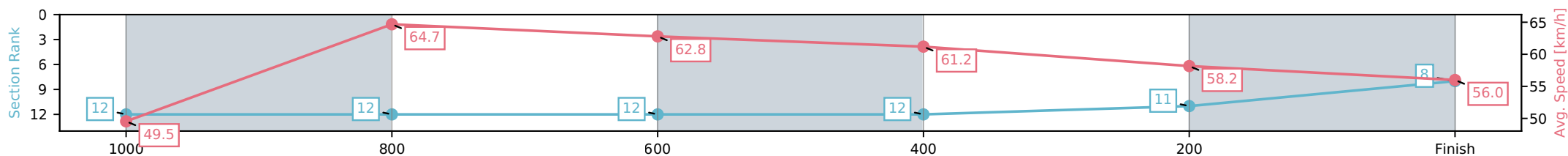
Race 8: Ladbrokes Big Bets Copy Now 0 - 55 Handicap - 1200m

30 June 2026 - 4:51PM



Track Rating: Heavy 9, Weather: Overcast, Rail Position: True Entire Circuit

Section	L1200	L1000	L800	L600	L400	L200
Section Times	1:14.30 (0:14.60)	0:59.70 [12] (0:11.14)	0:48.56 [12] (0:11.44)	0:37.12 [12] (0:11.78)	0:25.35 [12] (0:12.50)	0:12.85 [11] (0:12.85)
Average Speed [km/h]	49.5	64.7	62.8	61.2	58.2	56.0
Top Speed [km/h]	64.8	65.7	63.8	61.7	60.9	56.8
Avg. Dist. to Rail [m]	2.9	0.5	0.6	1.8	1.1	1.9
Avg. Stride Freq. [Hz]	2.4	2.4	2.4	2.3	2.3	2.3
Avg. Stride Length [m]	6.5	7.7	7.5	7.4	7.1	6.9



- [] Ranking at each section and finish
- :-:- No data available at this section
- NA No data available

Horse/Jockey Name	On The Target/Fred Larson
Finish Rank	9
Fastest Section Time (Section)	0:11.00 (1000-800)
Top Speed [km/h] (Section)	67.4 (1000-800)
Race State	Finished



Kilcoy QLD --Professional-2026-06-30

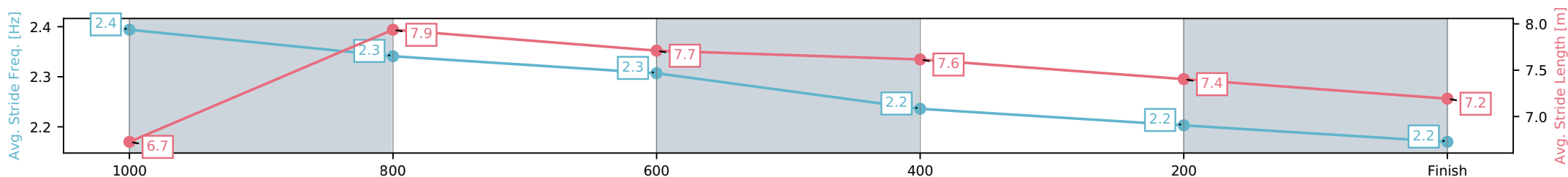
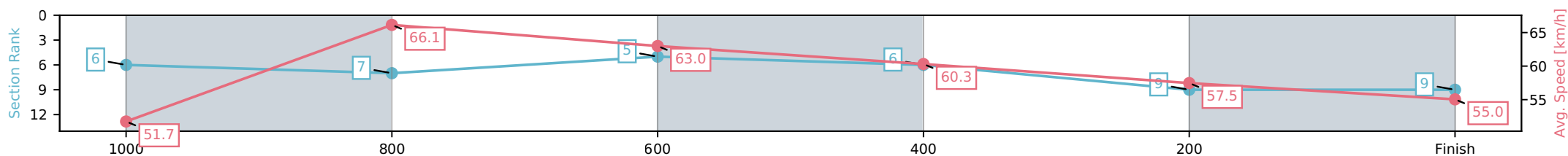
Race 8: Ladbrokes Big Bets Copy Now 0 - 55 Handicap - 1200m

30 June 2026 - 4:51PM



Track Rating: Heavy 9, Weather: Overcast, Rail Position: True Entire Circuit

Section	L1200	L1000	L800	L600	L400	L200
Section Times	1:14.37 (0:13.92)	1:00.45 [6] (0:11.00)	0:49.45 [7] (0:11.52)	0:37.93 [5] (0:11.98)	0:25.95 [6] (0:12.80)	0:13.16 [9] (0:13.16)
Average Speed [km/h]	51.7	66.1	63.0	60.3	57.5	55.0
Top Speed [km/h]	66.0	67.4	65.0	61.0	60.0	56.6
Avg. Dist. to Rail [m]	7.2	4.0	1.3	2.2	2.7	4.4
Avg. Stride Freq. [Hz]	2.4	2.3	2.3	2.2	2.2	2.2
Avg. Stride Length [m]	6.7	7.9	7.7	7.6	7.4	7.2



- [] Ranking at each section and finish
- :-:- No data available at this section
- NA No data available

Horse/Jockey Name	Li'l Rex/Georgina Cartwright
Finish Rank	10
Fastest Section Time (Section)	0:10.90 (1000-800)
Top Speed [km/h] (Section)	67.0 (1000-800)
Race State	Finished



Kilcoy QLD --Professional-2026-06-30

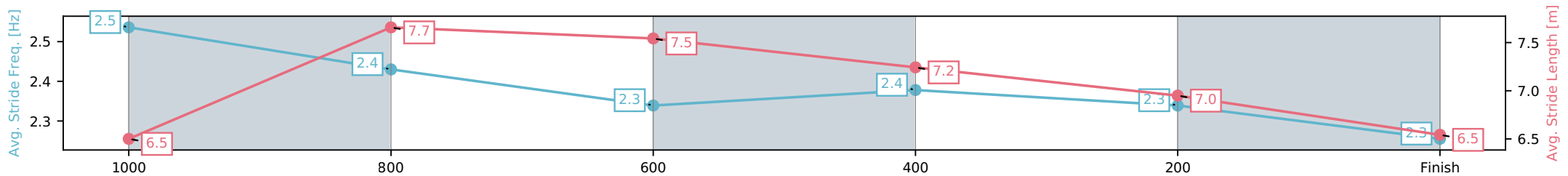
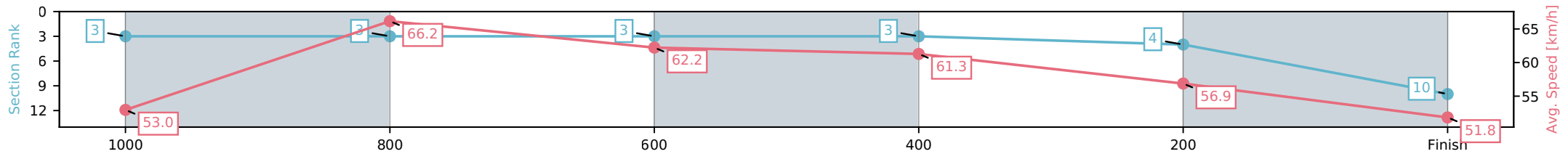
Race 8: Ladbrokes Big Bets Copy Now 0 - 55 Handicap - 1200m

30 June 2026 - 4:51PM



Track Rating: Heavy 9, Weather: Overcast, Rail Position: True Entire Circuit

Section	L1200	L1000	L800	L600	L400	L200
Section Times	1:14.63 (0:13.68)	1:00.96 [3] (0:10.90)	0:50.05 [3] (0:11.51)	0:38.55 [3] (0:11.75)	0:26.80 [3] (0:12.86)	0:13.94 [4] (0:13.94)
Average Speed [km/h]	53.0	66.2	62.2	61.3	56.9	51.8
Top Speed [km/h]	66.7	67.0	64.4	62.0	60.1	54.2
Avg. Dist. to Rail [m]	4.9	1.8	0.7	0.5	2.0	4.8
Avg. Stride Freq. [Hz]	2.5	2.4	2.3	2.4	2.3	2.3
Avg. Stride Length [m]	6.5	7.7	7.5	7.2	7.0	6.5



- [] Ranking at each section and finish
- :-:- No data available at this section
- NA No data available

Horse/Jockey Name	Exostova/Archie McColm
Finish Rank	11
Fastest Section Time (Section)	0:11.04 (1000-800)
Top Speed [km/h] (Section)	66.6 (1000-800)
Race State	Finished



Kilcoy QLD --Professional-2026-06-30

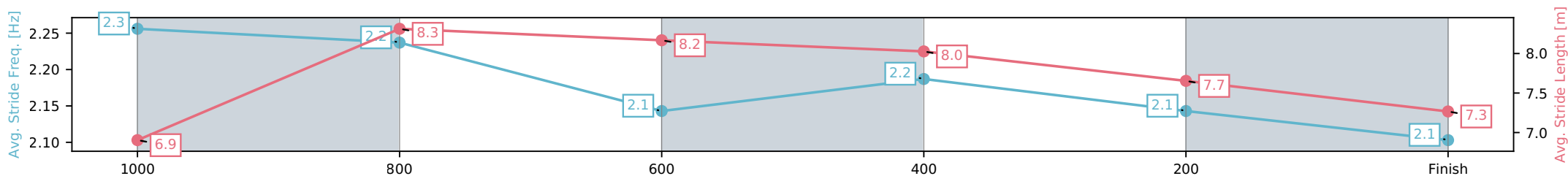
Race 8: Ladbrokes Big Bets Copy Now 0 - 55 Handicap - 1200m

30 June 2026 - 4:51PM



Track Rating: Heavy 9, Weather: Overcast, Rail Position: True Entire Circuit

Section	L1200	L1000	L800	L600	L400	L200
Section Times	1:14.66 (0:14.11)	1:00.55 [8] (0:11.04)	0:49.51 [9] (0:11.82)	0:37.69 [9] (0:11.58)	0:26.11 [9] (0:12.62)	0:13.49 [8] (0:13.49)
Average Speed [km/h]	51.1	66.0	62.2	62.4	57.7	53.5
Top Speed [km/h]	65.4	66.6	63.9	63.0	61.6	56.6
Avg. Dist. to Rail [m]	9.9	4.2	3.4	2.0	1.5	2.9
Avg. Stride Freq. [Hz]	2.3	2.2	2.1	2.2	2.1	2.1
Avg. Stride Length [m]	6.9	8.3	8.2	8.0	7.7	7.3



- [] Ranking at each section and finish
- :-:- No data available at this section
- NA No data available

Horse/Jockey Name	Costa Catori/Shakira Bailey
Finish Rank	12
Fastest Section Time (Section)	0:10.78 (1000-800)
Top Speed [km/h] (Section)	69.0 (1000-800)
Race State	Finished



Kilcoy QLD --Professional-2026-06-30

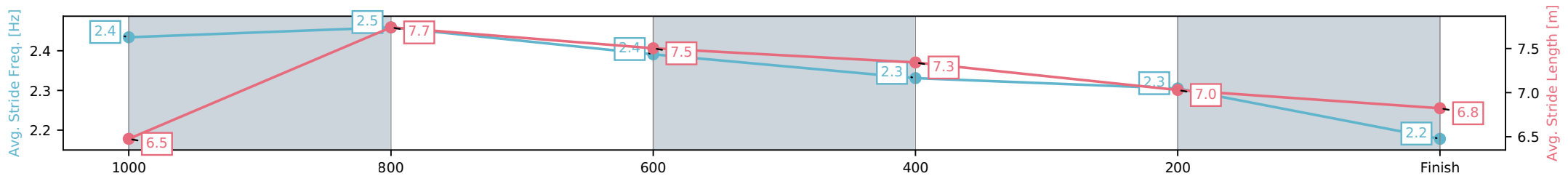
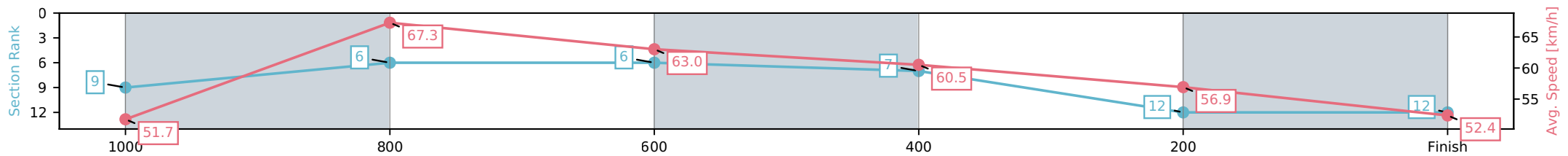
Race 8: Ladbrokes Big Bets Copy Now 0 - 55 Handicap - 1200m

30 June 2026 - 4:51PM



Track Rating: Heavy 9, Weather: Overcast, Rail Position: True Entire Circuit

Section	L1200	L1000	L800	L600	L400	L200
Section Times	1:15.37 (0:14.13)	1:01.24 [9] (0:10.78)	0:50.46 [6] (0:11.60)	0:38.87 [6] (0:11.93)	0:26.94 [7] (0:13.08)	0:13.86 [12] (0:13.86)
Average Speed [km/h]	51.7	67.3	63.0	60.5	56.9	52.4
Top Speed [km/h]	68.6	69.0	65.1	61.1	59.7	54.0
Avg. Dist. to Rail [m]	9.3	3.2	2.1	3.6	4.1	5.7
Avg. Stride Freq. [Hz]	2.4	2.5	2.4	2.3	2.3	2.2
Avg. Stride Length [m]	6.5	7.7	7.5	7.3	7.0	6.8



- [] Ranking at each section and finish
- :-:- No data available at this section
- NA No data available