










LADBROKES Q1 LAKESIDE, QLD
Race 1 - THE LIDS FLY HOSTED POTS - 457M
30/06/2026 - 14:48:59 PM

RUG	NAME	BOX	SECT 1	SECT 2	HOME	FINISH TIME
	Spartan	2	4.43	9.48	16.16	25.64 [1]
	Flaming Valora	5	4.37	9.52	16.36	25.88 [2]
	Canya Fake It	6	4.28	9.39	16.60	25.99 [3]
	Big Grin	4	4.63	9.79	16.25	26.04 [4]
	Burnside Levi	3	26.09			26.09 [5]
	Kairanga Storm	8	4.55	9.71	16.67	26.38 [6]
	Hold And Spin	7	4.54	9.69	16.72	26.41 [7]

Information is produced by IsoLynx tracking system

[] - Rank at each section

() - Average meters to rail for section

-- - No data available at section

* - Estimated values





LADBROKES Q1 LAKESIDE, QLD
 Race 2 - THE LIDS FLY ON LADBROKES LIVE CHANNELS - 352M
 30/06/2026 - 15:02:12 PM

RUG	NAME	BOX	TOP SPEED	50M	100M	150M	200M	250M	300M	350M	200M HOME	FINISH TIME
6	Tusken Wind	6	71.8KM/H	3.78 [1] 47.9KM/H (3.8M)	6.38 [1] 69.2KM/H (1.0M)	8.90 [1] 71.5KM/H (1.1M)	11.46 [1] 70.2KM/H (1.4M)	14.08 [1] 68.6KM/H (2.1M)	16.69 [1] 69.0KM/H (2.9M)	19.35 [1] 67.9KM/H (2.8M)	10.45 68.9KM/H (2.3M)	19.45 [1]
8	Hard Style Wife	8	69.7KM/H	3.87 [3] 46.8KM/H (4.9M)	6.55 [3] 67.2KM/H (1.3M)	9.14 [3] 69.5KM/H (1.1M)	11.77 [3] 68.5KM/H (1.1M)	14.44 [3] 67.2KM/H (1.7M)	17.11 [3] 67.5KM/H (2.2M)	19.82 [2] 66.4KM/H (1.7M)	10.68 67.4KM/H (1.7M)	19.92 [2]
4	Keep You Posted	4	69.4KM/H	3.84 [2] 47.2KM/H (2.7M)	6.50 [2] 67.7KM/H (0.6M)	9.09 [2] 69.3KM/H (0.7M)	11.73 [2] 68.3KM/H (0.6M)	14.41 [2] 67.0KM/H (0.8M)	17.10 [2] 67.1KM/H (1.0M)	19.83 [3] 65.8KM/H (0.8M)	10.74 67.0KM/H (0.8M)	19.94 [3]
1	Speedy Ben	1	69.0KM/H	3.87 [4] 46.8KM/H (2.0M)	6.62 [4] 65.6KM/H (0.4M)	9.25 [4] 68.4KM/H (0.6M)	11.89 [4] 68.2KM/H (0.6M)	14.56 [4] 67.3KM/H (0.9M)	17.21 [4] 68.1KM/H (1.3M)	19.90 [4] 66.8KM/H (1.3M)	10.65 67.6KM/H (1.1M)	20.01 [4]
3	Atomic Ghost	3	68.7KM/H	3.94 [7] 46.0KM/H (2.8M)	6.70 [5] 65.1KM/H (1.5M)	9.35 [5] 68.0KM/H (1.2M)	11.98 [5] 68.5KM/H (1.0M)	14.62 [5] 68.3KM/H (1.3M)	17.25 [5] 68.4KM/H (1.8M)	19.93 [5] 67.2KM/H (2.0M)	10.57 68.1KM/H (1.5M)	20.03 [5]
2	Classic Boodie	2	68.4KM/H	3.92 [5] 46.2KM/H (2.4M)	6.71 [6] 64.6KM/H (1.0M)	9.37 [6] 67.6KM/H (0.7M)	12.03 [6] 67.6KM/H (0.7M)	14.70 [6] 67.3KM/H (0.8M)	17.34 [6] 68.2KM/H (2.3M)	20.03 [6] 66.9KM/H (3.0M)	10.67 67.5KM/H (1.7M)	20.14 [6]
5	She's Savvy	5	68.6KM/H	3.94 [8] 46.0KM/H (3.5M)	6.75 [7] 64.1KM/H (1.9M)	9.44 [7] 66.8KM/H (1.7M)	12.10 [7] 67.6KM/H (1.6M)	14.78 [7] 67.3KM/H (1.2M)	17.41 [7] 68.4KM/H (1.0M)	20.06 [7] 67.9KM/H (0.7M)	10.61 67.8KM/H (1.1M)	20.16 [7]
7	Electric Luxe	7	67.7KM/H	3.94 [6] 46.0KM/H (4.1M)	6.81 [8] 62.7KM/H (1.9M)	9.56 [8] 65.5KM/H (2.0M)	12.23 [8] 67.2KM/H (1.4M)	14.94 [8] 66.6KM/H (2.0M)	17.60 [8] 67.6KM/H (2.7M)	20.30 [8] 66.6KM/H (1.9M)	10.75 67.0KM/H (2.0M)	20.41 [8]

Information is produced by IsoLynx tracking system
 [] - Rank at each section
 () - Average meters to rail for section
 -- - No data available at section
 * - Estimated values





LADBROKES Q1 LAKESIDE, QLD
 Race 3 - GARRARD'S HORSE AND HOUND - 352M
 30/06/2026 - 15:19:45 PM

RUG	NAME	BOX	TOP SPEED	50M	100M	150M	200M	250M	300M	350M	200M HOME	FINISH TIME
3	Summer's Scrub	3	71.4KM/H	3.77* [1] 48.0KM/H	6.47* [1] 66.6KM/H	9.03* [1] 70.5KM/H	11.57* [1] 70.9KM/H	14.13* [1] 70.2KM/H	16.68* [1] 70.5KM/H	19.29* [1] 69.0KM/H	10.26* 70.1KM/H	19.39 [1]
				--	--	--	--	--	--	--	--	
8	Sing My Song	8	70.0KM/H	3.83 [2] 47.3KM/H (4.9M)	6.50 [2] 67.5KM/H (1.1M)	9.08 [2] 69.9KM/H (1.1M)	11.68 [2] 69.0KM/H (1.2M)	14.32 [2] 68.3KM/H (1.4M)	16.95 [2] 68.5KM/H (1.9M)	19.62 [2] 67.2KM/H (1.7M)	10.54 68.2KM/H (1.6M)	19.72 [2]
1	Psionic Prowess	1	69.4KM/H	3.89 [3] 46.6KM/H (1.9M)	6.65 [3] 65.1KM/H (0.8M)	9.29 [4] 68.3KM/H (1.1M)	11.89 [4] 69.0KM/H (0.9M)	14.53 [4] 68.2KM/H (0.9M)	17.16 [4] 68.5KM/H (1.1M)	19.82 [3] 67.7KM/H (1.3M)	10.53 68.3KM/H (1.0M)	19.92 [3]
5	Regal Saint	5	69.8KM/H	3.91 [5] 46.3KM/H (4.5M)	6.66 [4] 65.4KM/H (1.6M)	9.27 [3] 69.0KM/H (1.5M)	11.86 [3] 69.4KM/H (1.3M)	14.50 [3] 68.2KM/H (1.7M)	17.14 [3] 68.2KM/H (2.7M)	19.88 [4] 65.7KM/H (3.0M)	10.61 67.8KM/H (2.2M)	19.98 [4]
2	Magic Mystery	2	69.2KM/H	3.97 [7] 45.7KM/H (2.7M)	6.83 [6] 62.9KM/H (0.9M)	9.47 [6] 68.1KM/H (0.8M)	12.09 [6] 68.7KM/H (0.9M)	14.75 [5] 67.8KM/H (1.1M)	17.39 [5] 68.2KM/H (2.3M)	20.07 [5] 66.9KM/H (2.2M)	10.60 67.9KM/H (1.6M)	20.18 [5]
4	Goldstar Hector	4	68.4KM/H	4.01 [8] 45.2KM/H (3.0M)	6.87 [7] 62.9KM/H (0.5M)	9.57 [7] 66.7KM/H (0.9M)	12.22 [7] 68.1KM/H (1.2M)	14.86 [7] 68.0KM/H (1.3M)	17.52 [7] 67.8KM/H (2.2M)	20.22 [6] 66.7KM/H (1.9M)	10.64 67.6KM/H (1.6M)	20.32 [6]
7	Bar None	7	67.4KM/H	3.96 [6] 45.8KM/H (4.4M)	6.71 [5] 65.5KM/H (1.9M)	9.39 [5] 67.2KM/H (2.1M)	12.07 [5] 67.1KM/H (1.6M)	14.80 [6] 65.9KM/H (1.9M)	17.51 [6] 66.5KM/H (3.8M)	20.29 [7] 64.8KM/H (4.3M)	10.90 66.0KM/H (2.9M)	20.39 [7]
6	Strawberry Crush	6	67.1KM/H	3.89 [4] 46.6KM/H (3.7M)	6.90 [8] 59.8KM/H (1.1M)	9.64 [8] 65.7KM/H (1.3M)	12.37 [8] 65.9KM/H (1.8M)	15.07 [8] 66.6KM/H (1.8M)	17.76 [8] 67.0KM/H (3.0M)	20.51 [8] 65.3KM/H (2.7M)	10.87 66.2KM/H (2.3M)	20.62 [8]

Information is produced by IsoLynx tracking system
 [] - Rank at each section
 () - Average meters to rail for section
 -- - No data available at section
 * - Estimated values





LADBROKES Q1 LAKESIDE, QLD
 Race 4 - LADBROKES BIG BETS COPY NOW - 352M
 30/06/2026 - 15:34:50 PM

RUG	NAME	BOX	TOP SPEED	50M	100M	150M	200M	250M	300M	350M	200M HOME	FINISH TIME
1	Kramer	1	71.0KM/H	3.90 [1] 46.5KM/H (2.2M)	6.51 [1] 68.9KM/H (0.8M)	9.06 [1] 70.7KM/H (0.8M)	11.62 [1] 70.3KM/H (0.7M)	14.23 [1] 68.9KM/H (0.6M)	16.87 [1] 68.3KM/H (0.7M)	19.55 [1] 67.0KM/H (0.8M)	10.50 68.6KM/H (0.7M)	19.66 [1]
6	Cyclone Saskia	6	70.0KM/H	3.91 [2] 46.4KM/H (3.9M)	6.57 [2] 67.5KM/H (1.1M)	9.16 [2] 69.4KM/H (0.9M)	11.77 [2] 69.1KM/H (0.8M)	14.43 [2] 67.6KM/H (0.9M)	17.06 [2] 68.6KM/H (0.8M)	19.71 [2] 67.8KM/H (1.2M)	10.55 68.2KM/H (0.9M)	19.82 [2]
8	Atomic Penny	8	69.2KM/H	3.93 [3] 46.2KM/H (5.1M)	6.64 [3] 66.4KM/H (1.4M)	9.26 [3] 68.6KM/H (0.9M)	11.89 [3] 68.5KM/H (0.7M)	14.56 [3] 67.4KM/H (0.6M)	17.22 [3] 67.5KM/H (1.1M)	19.95 [3] 66.0KM/H (1.1M)	10.70 67.3KM/H (0.9M)	20.06 [3]
4	She's Dynamite	4	68.5KM/H	4.00 [7] 45.3KM/H (3.6M)	6.76 [7] 65.2KM/H (1.1M)	9.41 [6] 68.1KM/H (1.0M)	12.06 [5] 67.8KM/H (0.8M)	14.74 [5] 67.3KM/H (0.8M)	17.38 [5] 68.2KM/H (1.2M)	20.03 [4] 68.0KM/H (1.1M)	10.62 67.8KM/H (1.0M)	20.13 [4]
2	Shining Blue	2	69.0KM/H	3.98 [6] 45.5KM/H (2.6M)	6.69 [5] 66.5KM/H (0.6M)	9.31 [4] 68.9KM/H (0.6M)	11.99 [4] 67.1KM/H (0.9M)	14.68 [4] 66.9KM/H (1.2M)	17.36 [4] 67.2KM/H (1.5M)	20.10 [5] 65.7KM/H (1.6M)	10.79 66.7KM/H (1.3M)	20.20 [5]
7	Goldstar Aimee	7	68.0KM/H	3.96 [5] 45.7KM/H (4.7M)	6.71 [6] 65.5KM/H (1.3M)	9.41 [7] 66.7KM/H (2.0M)	12.09 [6] 67.3KM/H (2.0M)	14.80 [6] 66.4KM/H (2.5M)	17.45 [6] 67.9KM/H (2.8M)	20.13 [6] 67.1KM/H (2.7M)	10.72 67.1KM/H (2.5M)	20.24 [6]
3	Lakoda Jill	3	67.5KM/H	3.93 [4] 46.2KM/H (3.1M)	6.66 [4] 65.7KM/H (1.1M)	9.36 [5] 66.8KM/H (1.3M)	12.09 [7] 66.0KM/H (1.5M)	14.85 [7] 65.1KM/H (1.6M)	17.57 [7] 66.3KM/H (1.6M)	20.31 [7] 65.6KM/H (1.6M)	10.95 65.7KM/H (1.6M)	20.42 [7]
5	Morobe Mischief	5	68.3KM/H	4.06 [8] 44.6KM/H (3.2M)	6.90 [8] 63.4KM/H (0.6M)	9.55 [8] 68.0KM/H (1.1M)	12.23 [8] 67.2KM/H (1.0M)	14.95 [8] 66.2KM/H (0.8M)	17.65 [8] 66.7KM/H (0.9M)	20.39 [8] 65.5KM/H (0.6M)	10.85 66.4KM/H (0.8M)	20.50 [8]

Information is produced by IsoLynx tracking system
 [] - Rank at each section
 () - Average meters to rail for section
 -- - No data available at section
 * - Estimated values





LADBROKES Q1 LAKESIDE, QLD
 Race 5 - BOX 1 PHOTOGRAPHY - 352M
 30/06/2026 - 15:50:34 PM

RUG	NAME	BOX	TOP SPEED	50M	100M	150M	200M	250M	300M	350M	200M HOME	FINISH TIME
3	Atomic Beau	3	70.5KM/H	3.81 [1] 47.6KM/H (2.4M)	6.41 [1] 69.1KM/H (0.7M)	8.97 [1] 70.4KM/H (0.9M)	11.58 [1] 69.1KM/H (0.9M)	14.24 [1] 67.5KM/H (1.2M)	16.88 [1] 68.1KM/H (1.1M)	19.59 [1] 66.6KM/H (0.8M)	10.62 67.8KM/H (1.0M)	19.69 [1]
4	Goldstar Sutton	4	69.0KM/H	3.90 [3] 46.5KM/H (3.0M)	6.58 [2] 67.0KM/H (0.5M)	9.20 [2] 68.8KM/H (0.8M)	11.84 [2] 68.2KM/H (0.8M)	14.52 [2] 67.2KM/H (1.0M)	17.20 [2] 67.1KM/H (1.6M)	19.93 [2] 65.9KM/H (1.2M)	10.72 67.1KM/H (1.2M)	20.03 [2]
8	Spring Maisie	8	69.0KM/H	4.04 [7] 44.8KM/H (4.1M)	6.80 [5] 65.2KM/H (0.9M)	9.43 [3] 68.7KM/H (0.7M)	12.07 [3] 68.0KM/H (0.8M)	14.75 [3] 67.3KM/H (1.1M)	17.41 [3] 67.7KM/H (1.2M)	20.12 [3] 66.4KM/H (1.0M)	10.70 67.3KM/H (1.0M)	20.23 [3]
5	Red Hot Twist	5	67.3KM/H	3.98 [5] 45.6KM/H (3.8M)	6.73 [3] 65.4KM/H (0.8M)	9.43 [4] 66.7KM/H (0.9M)	12.16 [4] 65.9KM/H (1.1M)	14.90 [4] 65.8KM/H (1.0M)	17.58 [4] 67.0KM/H (1.0M)	20.32 [4] 65.8KM/H (0.8M)	10.88 66.1KM/H (1.0M)	20.42 [4]
6	Sister Dolly	6	67.5KM/H	3.97 [4] 45.7KM/H (4.1M)	6.81 [6] 63.3KM/H (1.2M)	9.62 [5] 64.1KM/H (1.5M)	12.32 [5] 66.7KM/H (1.3M)	15.02 [5] 66.7KM/H (1.9M)	17.69 [5] 67.3KM/H (2.2M)	20.41 [5] 66.1KM/H (1.5M)	10.79 66.7KM/H (1.7M)	20.52 [5]
1	Nice Figure	1	66.8KM/H	4.00 [6] 45.3KM/H (1.8M)	6.96 [7] 60.8KM/H (0.9M)	9.71 [6] 65.5KM/H (2.2M)	12.45 [6] 65.8KM/H (3.0M)	15.20 [6] 65.4KM/H (3.9M)	17.90 [6] 66.6KM/H (5.2M)	20.66 [6] 65.3KM/H (4.1M)	10.94 65.7KM/H (4.0M)	20.76 [6]
2	Originality	2	67.5KM/H	4.10 [8] 44.2KM/H (2.3M)	7.08 [8] 60.4KM/H (1.0M)	9.86 [7] 64.8KM/H (0.9M)	12.61 [7] 65.6KM/H (0.7M)	15.33 [7] 66.0KM/H (1.0M)	18.01 [7] 67.3KM/H (1.6M)	20.73 [7] 66.2KM/H (1.6M)	10.87 66.3KM/H (1.2M)	20.84 [7]
7	Blue Fairy	7	64.0KM/H	3.87 [2] 46.8KM/H (3.5M)	6.75 [4] 62.5KM/H (1.0M)	9.89 [8] 57.3KM/H (1.8M)	13.29 [8] 52.9KM/H (1.2M)	16.87 [8] 50.4KM/H (0.7M)	20.40 [8] 51.0KM/H (1.0M)	23.93 [8] 50.9KM/H (1.9M)	14.05 51.2KM/H (1.2M)	24.07 [8]



LADBROKES Q1 LAKESIDE, QLD
 Race 6 - ROSEWOOD VETERINARY SERVICE - 390M
 30/06/2026 - 16:09:56 PM

RUG	NAME	BOX	TOP SPEED	50M	100M	150M	200M	250M	300M	350M	200M HOME	FINISH TIME
2	Bonfire Teddy	2	70.8KM/H	3.95 [2] 45.8KM/H (0.9M)	6.54 [1] 69.7KM/H (0.7M)	9.10 [1] 70.3KM/H (0.9M)	11.68 [1] 69.6KM/H (1.0M)	14.33 [1] 68.0KM/H (1.1M)	16.98 [1] 67.8KM/H (1.1M)	19.64 [1] 67.6KM/H (1.0M)	10.66 67.5KM/H (1.0M)	21.82 [1]
7	Hara's Gregor	7	70.4KM/H	4.02 [3] 45.1KM/H (3.5M)	6.62 [3] 69.3KM/H (1.6M)	9.19 [2] 70.0KM/H (1.5M)	11.78 [2] 69.6KM/H (1.0M)	14.43 [2] 68.0KM/H (0.8M)	17.09 [2] 67.6KM/H (0.7M)	19.76 [2] 67.5KM/H (1.0M)	10.67 67.5KM/H (0.9M)	21.92 [2]
6	Atomic Prince	6	70.0KM/H	4.04 [4] 44.8KM/H (2.5M)	6.68 [4] 68.3KM/H (0.9M)	9.27 [4] 69.6KM/H (0.5M)	12.01 [3] 65.6KM/H (0.6M)	14.70 [3] 66.9KM/H (0.6M)	17.34 [3] 68.3KM/H (0.6M)	19.96 [3] 68.7KM/H (0.7M)	10.62 67.8KM/H (0.6M)	22.08 [3]
8	Purga Lad	8	69.2KM/H	4.13 [8] 43.9KM/H (4.3M)	6.83 [6] 66.6KM/H (2.3M)	9.46 [5] 68.6KM/H (1.8M)	12.07 [5] 68.9KM/H (1.5M)	14.74 [4] 67.3KM/H (1.9M)	17.45 [4] 66.6KM/H (2.5M)	20.13 [4] 67.2KM/H (2.8M)	10.76 66.9KM/H (2.3M)	22.30 [4]
4	Do The Maths	4	68.7KM/H	3.90 [1] 46.5KM/H (1.9M)	6.58 [2] 67.1KM/H (1.2M)	9.22 [3] 68.3KM/H (1.0M)	12.04 [4] 63.8KM/H (0.8M)	14.86 [5] 63.9KM/H (0.9M)	17.63 [5] 64.8KM/H (0.8M)	20.38 [5] 65.6KM/H (1.3M)	11.14 64.6KM/H (1.0M)	22.61 [5]
1	Shine On Annie	1	67.8KM/H	4.10 [7] 44.2KM/H (0.6M)	6.98 [7] 62.5KM/H (0.5M)	9.72 [7] 65.7KM/H (1.0M)	12.39 [7] 67.4KM/H (1.4M)	15.07 [7] 67.1KM/H (1.4M)	17.77 [7] 66.8KM/H (1.7M)	20.47 [6] 66.6KM/H (2.6M)	10.81 66.6KM/H (1.8M)	22.67 [6]
3	Nautical Blue	3	67.3KM/H	4.08 [6] 44.4KM/H (1.3M)	6.80 [5] 66.3KM/H (0.5M)	9.57 [6] 65.0KM/H (0.7M)	12.34 [6] 65.0KM/H (0.8M)	15.04 [6] 66.5KM/H (0.8M)	17.76 [6] 66.2KM/H (0.8M)	20.50 [7] 65.8KM/H (1.2M)	10.93 65.8KM/H (0.9M)	22.72 [7]
5	Lakoda Domino	5	66.7KM/H	4.07 [5] 44.5KM/H (1.8M)	7.01 [8] 61.2KM/H (0.8M)	9.84 [8] 63.7KM/H (1.4M)	12.56 [8] 66.2KM/H (2.0M)	15.27 [8] 66.3KM/H (1.2M)	17.99 [8] 66.2KM/H (1.9M)	20.72 [8] 66.0KM/H (3.8M)	10.95 65.7KM/H (2.6M)	22.96 [8]

Information is produced by IsoLynx tracking system
 [] - Rank at each section
 () - Average meters to rail for section
 -- - No data available at section
 * - Estimated values





LADBROKES Q1 LAKESIDE, QLD
Race 7 - ENGINEERING BY STP CONSULTANTS - 457M
30/06/2026 - 16:25:08 PM

RUG	NAME	BOX	SECT 1	SECT 2	HOME	FINISH TIME
	Outplayed	1	5.91	9.43	16.01	25.44 [1]
	Best Edition	6	5.97	9.53	16.03	25.56 [2]
	Mojo Bone	7	6.06	9.66	15.97	25.63 [3]
	Hara's Nero	8	6.05	9.66	16.10	25.76 [4]
	Goldstar Klein	4	6.09	9.75	16.23	25.98 [5]
	Goldstar Sally	3	6.04	9.68	16.58	26.26 [6]
	Spring Flick	2	5.98	9.64	16.68	26.32 [7]
	Hara's Otis	5	6.03	9.66	16.79	26.45 [8]

Information is produced by IsoLynx tracking system

[] - Rank at each section

() - Average meters to rail for section

-- - No data available at section

* - Estimated values





LADBROKES Q1 LAKESIDE, QLD
 Race 8 - WWW.THEQ.AU 1-5 Wins F - 457M
 30/06/2026 - 16:45:37 PM

RUG	NAME	BOX	TOP SPEED	50M	100M	150M	200M	250M	300M	350M	400M	450M	200M HOME	FINISH TIME
1	Burnside Bambi	1	73.2KM/H	3.97 [4] 45.6KM/H (-0.8M)	6.56 [2] 69.7KM/H (-1.2M)	9.02 [2] 73.0KM/H (0.2M)	11.54 [2] 71.6KM/H (0.6M)	14.13 [2] 69.4KM/H (0.9M)	16.82 [2] 66.8KM/H (1.2M)	19.55 [2] 66.1KM/H (0.9M)	22.25 [1] 66.6KM/H (0.7M)	25.01 [1] 65.2KM/H (0.5M)	10.90 66.0KM/H (0.8M)	25.40 [1]
4	Daytona Sunset	4	72.4KM/H	3.96 [3] 45.7KM/H (1.1M)	6.58 [4] 68.9KM/H (0.2M)	9.08 [3] 72.0KM/H (1.0M)	11.63 [3] 70.6KM/H (1.1M)	14.23 [3] 69.1KM/H (1.1M)	16.90 [3] 67.6KM/H (1.0M)	19.62 [3] 66.2KM/H (0.8M)	22.34 [3] 66.1KM/H (1.7M)	25.11 [2] 64.9KM/H (1.8M)	10.90 66.0KM/H (1.3M)	25.50 [2]
3	Summer's Dunay	3	72.9KM/H	3.86 [1] 47.0KM/H (-0.6M)	6.44 [1] 69.6KM/H (-1.2M)	8.92 [1] 72.7KM/H (0.2M)	11.47 [1] 70.7KM/H (0.6M)	14.08 [1] 68.9KM/H (0.7M)	16.77 [1] 67.0KM/H (0.7M)	19.52 [1] 65.5KM/H (0.5M)	22.28 [2] 65.1KM/H (0.5M)	25.11 [3] 63.5KM/H (0.4M)	11.06 65.1KM/H (0.5M)	25.51 [3]
7	I'm No Mirage	7	71.8KM/H	4.04 [6] 44.8KM/H (2.3M)	6.67 [6] 68.6KM/H (0.8M)	9.18 [6] 71.6KM/H (1.6M)	11.75 [5] 70.2KM/H (1.1M)	14.36 [4] 68.9KM/H (0.9M)	17.03 [4] 67.5KM/H (1.2M)	19.73 [4] 66.5KM/H (1.6M)	22.42 [4] 66.9KM/H (1.4M)	25.15 [4] 65.9KM/H (1.2M)	10.81 66.6KM/H (1.4M)	25.54 [4]
2	Living Legend	2	73.0KM/H	4.02 [5] 45.0KM/H (0.1M)	6.59 [5] 70.0KM/H (-0.6M)	9.09 [4] 72.1KM/H (0.7M)	11.72 [4] 68.3KM/H (1.2M)	14.44 [5] 66.3KM/H (1.9M)	17.12 [5] 67.1KM/H (1.6M)	19.87 [5] 65.6KM/H (2.1M)	22.59 [5] 66.0KM/H (2.6M)	25.36 [5] 65.0KM/H (2.1M)	10.94 65.8KM/H (2.1M)	25.75 [5]
5	Spring Focus	5	71.7KM/H	4.09 [7] 44.3KM/H (1.5M)	6.70 [7] 68.8KM/H (0.2M)	9.23 [7] 71.4KM/H (0.8M)	11.85 [7] 68.7KM/H (1.0M)	14.60 [8] 65.4KM/H (2.1M)	17.29 [7] 66.9KM/H (1.4M)	19.99 [7] 66.6KM/H (1.3M)	22.68 [6] 67.0KM/H (3.0M)	25.41 [6] 66.1KM/H (3.5M)	10.81 66.6KM/H (2.4M)	25.79 [6]
6	Risk It	6	70.7KM/H	3.95 [2] 45.9KM/H (1.8M)	6.57 [3] 68.6KM/H (0.6M)	9.14 [5] 70.2KM/H (1.3M)	11.79 [6] 67.9KM/H (1.9M)	14.54 [6] 65.5KM/H (1.6M)	17.23 [6] 66.8KM/H (0.9M)	19.97 [6] 65.7KM/H (0.6M)	22.72 [7] 65.5KM/H (0.8M)	25.48 [7] 65.3KM/H (1.3M)	10.95 65.7KM/H (0.9M)	25.86 [7]
8	Star Fernando	8	71.4KM/H	4.10 [8] 44.2KM/H (3.1M)	6.74 [8] 68.2KM/H (1.5M)	9.27 [8] 71.1KM/H (1.9M)	11.86 [8] 69.5KM/H (1.9M)	14.58 [7] 66.2KM/H (2.7M)	17.30 [8] 66.2KM/H (2.2M)	20.04 [8] 65.7KM/H (2.2M)	22.77 [8] 66.1KM/H (3.5M)	25.53 [8] 65.1KM/H (3.1M)	10.96 65.7KM/H (2.7M)	25.92 [8]

Information is produced by IsoLynx tracking system
 [] - Rank at each section
 () - Average meters to rail for section
 -- - No data available at section
 * - Estimated values





LADBROKES Q1 LAKESIDE, QLD
 Race 9 - INDEPENDENT LIQUOR GROUP - 457M
 30/06/2026 - 17:03:56 PM

RUG	NAME	BOX	TOP SPEED	50M	100M	150M	200M	250M	300M	350M	400M	450M	200M HOME	FINISH TIME
2	Tusken Warrior	2	73.7KM/H	3.92 [1] 46.3KM/H (1.4M)	6.52 [1] 69.2KM/H (2.4M)	8.98 [1] 73.1KM/H (2.0M)	11.47 [1] 72.5KM/H (1.0M)	14.04 [1] 70.0KM/H (1.1M)	16.69 [1] 67.8KM/H (1.2M)	19.43 [1] 65.9KM/H (1.7M)	22.19 [1] 65.1KM/H (3.0M)	25.02 [1] 63.7KM/H (3.2M)	11.01 65.4KM/H (2.3M)	25.41 [1]
1	Arthur Star	1	72.9KM/H	3.98 [3] 45.5KM/H (-0.6M)	6.59 [2] 68.9KM/H (-0.2M)	9.07 [2] 72.6KM/H (0.5M)	11.61 [2] 71.1KM/H (1.2M)	14.21 [2] 69.2KM/H (1.3M)	16.88 [2] 67.3KM/H (1.1M)	19.64 [2] 65.3KM/H (1.5M)	22.43 [2] 64.6KM/H (2.0M)	25.28 [2] 63.0KM/H (1.7M)	11.11 64.8KM/H (1.6M)	25.69 [2]
3	Devenish Devil	3	72.3KM/H	4.04* [4] 44.8KM/H --	6.67* [4] 68.4KM/H --	9.18* [4] 71.8KM/H --	11.75* [4] 69.9KM/H --	14.40* [3] 68.0KM/H --	17.10* [3] 66.7KM/H --	19.84* [3] 65.5KM/H --	22.59* [3] 65.6KM/H --	25.39* [3] 64.3KM/H --	11.01* 65.4KM/H --	25.78 [3]
7	Redman Johnny	7	71.7KM/H	4.08 [5] 44.3KM/H (3.0M)	6.71 [5] 68.5KM/H (3.4M)	9.23 [5] 71.4KM/H (2.9M)	11.83 [5] 69.4KM/H (2.5M)	14.50 [5] 67.4KM/H (2.6M)	17.20 [5] 66.7KM/H (2.1M)	19.93 [4] 65.8KM/H (2.3M)	22.66 [4] 65.9KM/H (3.5M)	25.45 [4] 64.5KM/H (3.7M)	10.96 65.6KM/H (2.9M)	25.84 [4]
5	Ultimate Ethics	5	71.5KM/H	4.19 [8] 43.3KM/H (1.5M)	6.84 [8] 67.8KM/H (0.9M)	9.37 [8] 71.3KM/H (0.9M)	11.95 [6] 69.7KM/H (0.6M)	14.57 [6] 68.7KM/H (0.8M)	17.25 [6] 67.0KM/H (0.9M)	19.98 [6] 65.9KM/H (0.7M)	22.70 [5] 66.4KM/H (2.1M)	25.46 [5] 65.2KM/H (2.4M)	10.90 65.9KM/H (1.6M)	25.84 [5]
6	Travelling Dean	6	71.1KM/H	4.14 [7] 43.7KM/H (2.0M)	6.81 [7] 67.4KM/H (1.2M)	9.35 [7] 70.8KM/H (1.5M)	12.00 [8] 67.9KM/H (1.6M)	14.67 [7] 67.6KM/H (1.2M)	17.34 [7] 67.3KM/H (0.8M)	20.08 [7] 65.8KM/H (0.8M)	22.79 [7] 66.3KM/H (1.1M)	25.53 [6] 65.6KM/H (1.1M)	10.88 66.1KM/H (1.0M)	25.92 [6]
8	Goldstar Easton	8	70.9KM/H	3.96 [2] 45.8KM/H (2.5M)	6.61 [3] 67.9KM/H (2.6M)	9.15 [3] 70.7KM/H (2.1M)	11.74 [3] 69.5KM/H (1.9M)	14.43 [4] 67.0KM/H (2.2M)	17.16 [4] 66.0KM/H (1.6M)	19.94 [5] 64.8KM/H (1.6M)	22.71 [6] 64.8KM/H (2.6M)	25.55 [7] 63.5KM/H (3.0M)	11.13 64.6KM/H (2.2M)	25.94 [7]
4	Kachina Ripple	4	71.5KM/H	4.11 [6] 44.1KM/H (1.1M)	6.77 [6] 67.7KM/H (0.4M)	9.29 [6] 71.3KM/H (1.2M)	11.96 [7] 67.5KM/H (1.8M)	14.74 [8] 64.7KM/H (2.2M)	17.57 [8] 63.6KM/H (1.8M)	20.41 [8] 63.5KM/H (1.1M)	23.21 [8] 64.3KM/H (1.8M)	26.06 [8] 63.2KM/H (2.1M)	11.32 63.5KM/H (1.7M)	26.46 [8]

Information is produced by IsoLynx tracking system
 [] - Rank at each section
 () - Average meters to rail for section
 -- - No data available at section
 * - Estimated values





LADBROKES Q1 LAKESIDE, QLD
 Race 10 - LADBROKES PUNTER ASSIST - 457M
 30/06/2026 - 17:23:04 PM

RUG	NAME	BOX	TOP SPEED	50M	100M	150M	200M	250M	300M	350M	400M	450M	200M HOME	FINISH TIME
6	Hold The Gavel	6	74.1KM/H	3.92 [1] 46.2KM/H (1.6M)	6.53 [1] 69.1KM/H (0.5M)	8.98 [1] 73.3KM/H (0.8M)	11.46 [1] 72.7KM/H (1.1M)	14.02 [1] 70.2KM/H (1.4M)	16.64 [1] 68.8KM/H (1.0M)	19.34 [1] 66.7KM/H (0.9M)	22.06 [1] 66.2KM/H (1.4M)	24.86 [1] 64.3KM/H (1.5M)	10.87 66.2KM/H (1.2M)	25.25 [1]
4	Moonshine Mirage	4	71.9KM/H	4.01 [5] 45.2KM/H (0.5M)	6.62 [5] 68.8KM/H (-0.5M)	9.14 [5] 71.7KM/H (0.4M)	11.69 [3] 70.4KM/H (0.6M)	14.33 [2] 68.4KM/H (0.9M)	17.02 [2] 66.8KM/H (0.8M)	19.77 [2] 65.5KM/H (0.8M)	22.52 [2] 65.4KM/H (0.9M)	25.31 [2] 64.5KM/H (0.8M)	11.01 65.4KM/H (0.8M)	25.71 [2]
3	Hara's Dolly	3	71.0KM/H	4.01 [6] 45.2KM/H (0.1M)	6.64 [6] 68.4KM/H (-0.9M)	9.22 [6] 69.6KM/H (0.1M)	11.86 [6] 68.4KM/H (0.7M)	14.51 [4] 67.7KM/H (0.8M)	17.20 [4] 66.9KM/H (0.7M)	19.95 [4] 65.5KM/H (1.1M)	22.67 [4] 66.3KM/H (1.1M)	25.40 [3] 66.0KM/H (0.8M)	10.90 66.1KM/H (0.9M)	25.79 [3]
5	Abode's Trilogy	5	72.5KM/H	3.94 [2] 46.0KM/H (1.0M)	6.56 [2] 68.6KM/H (0.2M)	9.06 [2] 72.0KM/H (0.7M)	11.67 [2] 69.2KM/H (1.4M)	14.33 [3] 67.5KM/H (1.4M)	17.04 [3] 66.4KM/H (1.4M)	19.83 [3] 64.7KM/H (1.4M)	22.60 [3] 64.9KM/H (1.8M)	25.44 [4] 63.5KM/H (1.8M)	11.13 64.7KM/H (1.6M)	25.84 [4]
7	Cashed Up Beth	7	71.0KM/H	3.94 [3] 46.0KM/H (2.9M)	6.59 [4] 68.1KM/H (1.4M)	9.13 [4] 70.7KM/H (1.5M)	11.79 [4] 67.8KM/H (1.2M)	14.52 [5] 65.8KM/H (1.3M)	17.27 [5] 65.5KM/H (1.9M)	20.07 [5] 64.3KM/H (2.2M)	22.81 [5] 65.7KM/H (2.1M)	25.57 [5] 65.2KM/H (1.8M)	11.06 65.1KM/H (2.0M)	25.96 [5]
8	Equity	8	71.9KM/H	3.96 [4] 45.7KM/H (2.5M)	6.58 [3] 68.8KM/H (1.8M)	9.08 [3] 71.9KM/H (1.7M)	11.80 [5] 66.4KM/H (1.6M)	14.56 [6] 65.1KM/H (1.7M)	17.39 [6] 63.7KM/H (1.4M)	20.18 [6] 64.5KM/H (1.2M)	22.92 [6] 65.7KM/H (2.3M)	25.72 [6] 64.2KM/H (2.5M)	11.17 64.4KM/H (1.9M)	26.12 [6]
2	Patriot Pauline	2	70.4KM/H	4.03 [7] 45.0KM/H (-0.3M)	6.76 [7] 65.9KM/H (-0.8M)	9.32 [7] 70.1KM/H (1.1M)	11.94 [7] 68.7KM/H (1.0M)	14.66 [7] 66.2KM/H (1.5M)	17.47 [7] 64.1KM/H (1.4M)	20.26 [7] 64.6KM/H (1.0M)	23.02 [7] 65.2KM/H (3.0M)	25.82 [7] 64.2KM/H (4.0M)	11.16 64.5KM/H (2.4M)	26.21 [7]

Information is produced by IsoLynx tracking system
 [] - Rank at each section
 () - Average meters to rail for section
 -- - No data available at section
 * - Estimated values





LADBROKES Q1 LAKESIDE, QLD
 Race 11 - WWW.THEQ.AU - 457M
 30/06/2026 - 17:46:50 PM

RUG	NAME	BOX	TOP SPEED	50M	100M	150M	200M	250M	300M	350M	400M	450M	200M HOME	FINISH TIME
4	Hello Elsa	4	73.0KM/H	3.92 [1] 46.2KM/H (0.3M)	6.53 [1] 69.1KM/H (-0.4M)	9.00 [1] 72.7KM/H (1.0M)	11.51 [1] 71.9KM/H (0.9M)	14.08 [1] 69.9KM/H (1.3M)	16.73 [1] 68.0KM/H (1.3M)	19.42 [1] 66.8KM/H (1.2M)	22.13 [1] 66.6KM/H (2.3M)	24.89 [1] 65.1KM/H (2.1M)	10.84 66.4KM/H (1.7M)	25.29 [1]
6	Bomb Sue	6	71.2KM/H	3.96 [3] 45.7KM/H (1.6M)	6.60 [3] 68.1KM/H (0.4M)	9.15 [3] 70.7KM/H (0.8M)	11.76 [2] 69.1KM/H (0.6M)	14.41 [2] 67.8KM/H (0.8M)	17.11 [2] 66.7KM/H (0.9M)	19.84 [2] 65.9KM/H (1.2M)	22.55 [2] 66.5KM/H (1.7M)	25.31 [2] 65.3KM/H (1.7M)	10.91 66.0KM/H (1.4M)	25.70 [2]
5	Cashed Up Haven	5	70.7KM/H	4.06 [6] 44.6KM/H (2.7M)	6.70 [6] 68.2KM/H (2.0M)	9.25 [5] 70.6KM/H (2.0M)	11.88 [5] 68.5KM/H (1.7M)	14.57 [5] 66.9KM/H (1.7M)	17.29 [5] 66.3KM/H (0.8M)	20.05 [5] 65.2KM/H (0.8M)	22.76 [5] 66.3KM/H (1.0M)	25.50 [3] 65.8KM/H (1.1M)	10.94 65.8KM/H (0.9M)	25.89 [3]
2	Maggie's Song	2	70.7KM/H	4.04 [5] 44.9KM/H (0.2M)	6.67 [4] 68.4KM/H (0.2M)	9.23 [4] 70.1KM/H (1.0M)	11.82 [4] 69.6KM/H (1.0M)	14.47 [4] 67.8KM/H (1.6M)	17.18 [4] 66.5KM/H (1.7M)	19.95 [4] 65.1KM/H (2.5M)	22.70 [3] 65.4KM/H (4.1M)	25.50 [4] 64.2KM/H (3.8M)	11.05 65.1KM/H (3.0M)	25.90 [4]
8	Balance The Till	8	71.5KM/H	3.94 [2] 45.9KM/H (2.7M)	6.60 [2] 67.9KM/H (1.2M)	9.14 [2] 70.8KM/H (1.1M)	11.76 [3] 68.7KM/H (0.9M)	14.44 [3] 67.2KM/H (1.3M)	17.15 [3] 66.3KM/H (1.3M)	19.93 [3] 64.7KM/H (2.0M)	22.73 [4] 64.4KM/H (3.2M)	25.57 [5] 63.3KM/H (3.3M)	11.15 64.5KM/H (2.5M)	25.97 [5]
7	Lakoda Focus	7	70.0KM/H	4.02 [4] 45.1KM/H (1.6M)	6.70 [5] 67.2KM/H (0.6M)	9.28 [6] 69.7KM/H (1.7M)	11.92 [6] 68.1KM/H (1.2M)	14.60 [6] 67.2KM/H (1.2M)	17.37 [6] 65.0KM/H (0.9M)	20.17 [6] 64.3KM/H (1.7M)	22.91 [6] 65.7KM/H (1.5M)	25.62 [6] 66.3KM/H (1.0M)	11.02 65.3KM/H (1.3M)	26.00 [6]

Information is produced by IsoLynx tracking system
 [] - Rank at each section
 () - Average meters to rail for section
 -- - No data available at section
 * - Estimated values





LADBROKES Q1 LAKESIDE, QLD
 Race 12 - LADBROKES ODDS SURGE - 352M
 30/06/2026 - 18:07:49 PM

RUG	NAME	BOX	TOP SPEED	50M	100M	150M	200M	250M	300M	350M	200M HOME	FINISH TIME
5	Little House	5	71.7KM/H	3.76 [1] 48.3KM/H (3.5M)	6.34 [1] 69.6KM/H (0.8M)	8.87 [1] 71.3KM/H (1.0M)	11.43 [1] 70.3KM/H (0.9M)	14.05 [1] 68.7KM/H (0.9M)	16.65 [1] 69.2KM/H (1.2M)	19.32 [1] 67.5KM/H (1.5M)	10.46 68.8KM/H (1.1M)	19.43 [1]
7	Blue Lakoda	7	71.1KM/H	3.80 [2] 47.6KM/H (4.4M)	6.40 [2] 69.4KM/H (1.2M)	8.93 [2] 71.0KM/H (1.5M)	11.50 [2] 70.2KM/H (1.3M)	14.09 [2] 69.3KM/H (1.4M)	16.70 [2] 69.2KM/H (1.6M)	19.36 [2] 67.5KM/H (1.8M)	10.45 69.0KM/H (1.5M)	19.48 [2]
4	Cheap Perfume	4	69.6KM/H	3.83 [3] 47.3KM/H (2.5M)	6.49 [3] 67.8KM/H (0.5M)	9.08 [3] 69.4KM/H (0.7M)	11.70 [3] 68.8KM/H (0.6M)	14.34 [3] 68.1KM/H (0.5M)	16.97 [3] 68.5KM/H (0.7M)	19.63 [3] 67.7KM/H (0.7M)	10.55 68.2KM/H (0.6M)	19.74 [3]
8	Spring Hallie	8	69.5KM/H	3.92 [5] 46.2KM/H (5.1M)	6.61 [5] 66.9KM/H (1.9M)	9.21 [4] 69.3KM/H (1.8M)	11.82 [4] 69.1KM/H (1.0M)	14.45 [4] 68.4KM/H (1.2M)	17.05 [4] 69.2KM/H (2.3M)	19.70 [4] 67.9KM/H (2.5M)	10.49 68.6KM/H (1.7M)	19.80 [4]
6	Tayla's Lass	6	68.5KM/H	3.90 [4] 46.4KM/H (3.8M)	6.60 [4] 66.9KM/H (1.1M)	9.25 [5] 67.8KM/H (0.9M)	11.93 [5] 67.2KM/H (0.7M)	14.61 [5] 67.2KM/H (1.3M)	17.24 [5] 68.5KM/H (2.4M)	19.90 [5] 67.7KM/H (1.9M)	10.64 67.6KM/H (1.6M)	20.00 [5]
3	Atomic Spider	3	68.6KM/H	3.97 [7] 45.7KM/H (2.8M)	6.70 [7] 65.8KM/H (0.7M)	9.35 [6] 68.1KM/H (0.9M)	12.03 [6] 67.0KM/H (1.1M)	14.69 [6] 67.6KM/H (1.3M)	17.37 [6] 67.3KM/H (3.1M)	20.12 [6] 65.4KM/H (2.4M)	10.78 66.8KM/H (2.0M)	20.23 [6]
2	Goldstar George	2	68.4KM/H	4.12 [8] 44.0KM/H (3.8M)	6.86 [8] 65.6KM/H (1.9M)	9.51 [8] 68.1KM/H (1.5M)	12.19 [8] 67.1KM/H (1.8M)	14.86 [7] 67.4KM/H (2.0M)	17.51 [7] 68.0KM/H (3.7M)	20.21 [7] 66.6KM/H (3.8M)	10.69 67.3KM/H (2.8M)	20.30 [7]
1	Sweet Zandra	1	67.8KM/H	3.92 [6] 46.2KM/H (1.8M)	6.62 [6] 66.6KM/H (0.5M)	9.37 [7] 65.5KM/H (0.7M)	12.19 [7] 63.9KM/H (0.7M)	14.99 [8] 64.1KM/H (1.3M)	17.78 [8] 64.6KM/H (1.7M)	20.64 [8] 63.0KM/H (1.5M)	11.27 63.9KM/H (1.3M)	20.75 [8]

Information is produced by IsoLynx tracking system
 [] - Rank at each section
 () - Average meters to rail for section
 -- - No data available at section
 * - Estimated values





LADBROKES Q1 LAKESIDE, QLD
 Race 13 - BRISBANE CUP 11 JULY - 352M
 30/06/2026 - 18:24:36 PM

RUG	NAME	BOX	TOP SPEED	50M	100M	150M	200M	250M	300M	350M	200M HOME	FINISH TIME
8	Weather Man Rick	8	69.9KM/H	3.83 [1] 47.3KM/H (4.4M)	6.53 [1] 66.7KM/H (1.0M)	9.12 [1] 69.6KM/H (1.1M)	11.72 [1] 69.1KM/H (1.1M)	14.38 [1] 67.7KM/H (1.1M)	17.01 [1] 68.4KM/H (1.8M)	19.68 [1] 67.3KM/H (1.5M)	10.57 68.1KM/H (1.4M)	19.79 [1]
3	Winter Whisky	3	69.3KM/H	3.88* [4] 46.7KM/H --	6.61* [3] 66.0KM/H --	9.24* [3] 68.6KM/H --	11.85* [3] 68.8KM/H --	14.49* [3] 68.1KM/H --	17.12* [3] 68.5KM/H --	19.80* [2] 67.3KM/H --	10.56* 68.2KM/H --	19.90 [2]
1	Goldstar Harmony	1	70.2KM/H	3.92 [6] 46.2KM/H (1.5M)	6.59 [2] 67.5KM/H (0.5M)	9.20 [2] 68.8KM/H (1.3M)	11.79 [2] 69.7KM/H (1.0M)	14.45 [2] 67.7KM/H (1.3M)	17.10 [2] 67.8KM/H (2.2M)	19.82 [3] 66.3KM/H (2.1M)	10.61 67.8KM/H (1.7M)	19.92 [3]
4	Who's Idea	4	68.8KM/H	3.85 [2] 47.1KM/H (3.3M)	6.62 [4] 64.9KM/H (1.0M)	9.27 [4] 68.1KM/H (1.7M)	11.90 [4] 68.5KM/H (1.6M)	14.54 [4] 68.2KM/H (1.4M)	17.19 [4] 67.9KM/H (1.9M)	19.89 [4] 66.6KM/H (1.8M)	10.62 67.8KM/H (1.7M)	20.00 [4]
2	Bindi Boodie	2	69.0KM/H	3.95 [7] 45.9KM/H (2.1M)	6.69 [7] 65.7KM/H (0.8M)	9.34 [6] 68.0KM/H (0.9M)	11.96 [5] 68.7KM/H (0.7M)	14.60 [5] 68.1KM/H (0.6M)	17.24 [5] 68.3KM/H (0.6M)	19.90 [5] 67.6KM/H (0.6M)	10.57 68.1KM/H (0.6M)	20.01 [5]
5	Mega Move	5	69.1KM/H	3.87 [3] 46.8KM/H (4.0M)	6.69 [6] 63.9KM/H (1.4M)	9.39 [8] 66.7KM/H (1.5M)	12.03 [8] 68.0KM/H (1.1M)	14.67 [8] 68.1KM/H (0.9M)	17.29 [6] 68.9KM/H (0.9M)	19.93 [6] 68.2KM/H (1.4M)	10.54 68.3KM/H (1.1M)	20.03 [6]
7	Sugar Baby	7	68.3KM/H	3.91 [5] 46.3KM/H (4.0M)	6.64 [5] 65.8KM/H (1.7M)	9.31 [5] 67.6KM/H (2.3M)	11.98 [6] 67.4KM/H (2.0M)	14.67 [7] 66.9KM/H (1.7M)	17.31 [7] 68.2KM/H (1.9M)	19.98 [7] 67.3KM/H (2.1M)	10.67 67.4KM/H (1.9M)	20.09 [7]
9	Out Of Austria	6	69.0KM/H	3.98 [8] 45.5KM/H (3.4M)	6.73 [8] 65.5KM/H (1.6M)	9.35 [7] 68.7KM/H (2.4M)	12.00 [7] 68.2KM/H (2.2M)	14.66 [6] 67.6KM/H (2.3M)	17.32 [8] 67.5KM/H (2.9M)	20.06 [8] 65.7KM/H (2.7M)	10.70 67.2KM/H (2.5M)	20.16 [8]

Information is produced by IsoLynx tracking system
 [] - Rank at each section
 () - Average meters to rail for section
 -- - No data available at section
 * - Estimated values





LADBROKES Q1 LAKESIDE, QLD
 Race 14 - THE QUEST IPSWICH - 352M
 30/06/2026 - 18:42:12 PM

RUG	NAME	BOX	TOP SPEED	50M	100M	150M	200M	250M	300M	350M	200M HOME	FINISH TIME
	Brother Ronny	2	70.1KM/H	3.84 [1] 47.2KM/H (2.4M)	6.49 [1] 68.1KM/H (0.6M)	9.06 [1] 70.0KM/H (0.7M)	11.65 [1] 69.5KM/H (0.6M)	14.29 [1] 68.1KM/H (1.0M)	16.94 [1] 68.1KM/H (1.6M)	19.63 [1] 66.8KM/H (1.3M)	10.58 68.1KM/H (1.1M)	19.74 [1]
	Raptor Girl	1	69.3KM/H	3.87 [3] 46.8KM/H (1.4M)	6.55 [2] 67.3KM/H (0.4M)	9.17 [2] 68.6KM/H (0.7M)	11.79 [2] 68.8KM/H (0.7M)	14.43 [2] 68.1KM/H (0.7M)	17.04 [2] 69.0KM/H (0.7M)	19.68 [2] 68.1KM/H (0.8M)	10.51 68.5KM/H (0.7M)	19.79 [2]
	Cyclone Mick	5	68.8KM/H	3.89 [4] 46.5KM/H (4.4M)	6.57 [3] 67.2KM/H (2.1M)	9.21 [3] 68.4KM/H (2.6M)	11.83 [3] 68.6KM/H (2.0M)	14.46 [3] 68.4KM/H (1.8M)	17.08 [3] 68.7KM/H (3.0M)	19.76 [3] 67.2KM/H (2.9M)	10.55 68.2KM/H (2.4M)	19.86 [3]
	Smoke Zone	3	68.9KM/H	3.90 [5] 46.5KM/H (2.9M)	6.62 [5] 66.2KM/H (1.2M)	9.27 [4] 67.9KM/H (1.2M)	11.90 [5] 68.3KM/H (1.4M)	14.59 [5] 67.0KM/H (2.6M)	17.21 [5] 68.7KM/H (2.8M)	19.87 [4] 67.7KM/H (2.9M)	10.60 67.9KM/H (2.4M)	19.97 [4]
	Motorhead	8	69.4KM/H	3.94 [6] 46.0KM/H (5.2M)	6.68 [6] 65.7KM/H (1.4M)	9.28 [5] 69.2KM/H (0.6M)	11.89 [4] 69.0KM/H (0.5M)	14.54 [4] 68.1KM/H (0.5M)	17.20 [4] 67.5KM/H (0.4M)	19.91 [5] 66.4KM/H (0.4M)	10.63 67.7KM/H (0.4M)	20.02 [5]
	Goldstar Crystal	7	69.3KM/H	4.05 [8] 44.7KM/H (4.6M)	6.79 [8] 65.8KM/H (1.5M)	9.44 [7] 67.8KM/H (1.6M)	12.08 [7] 68.3KM/H (1.2M)	14.72 [6] 68.2KM/H (1.1M)	17.32 [6] 69.2KM/H (1.3M)	19.96 [6] 68.3KM/H (1.2M)	10.51 68.5KM/H (1.2M)	20.06 [6]
	Spring Toulon	4	67.2KM/H	3.87 [2] 46.9KM/H (3.5M)	6.59 [4] 66.2KM/H (1.5M)	9.28 [6] 66.7KM/H (1.6M)	11.99 [6] 66.6KM/H (2.1M)	14.72 [7] 65.8KM/H (3.3M)	17.41 [7] 67.1KM/H (3.5M)	20.13 [7] 66.0KM/H (2.4M)	10.85 66.4KM/H (2.8M)	20.24 [7]
	Lornett Swift	6	68.4KM/H	4.03 [7] 45.0KM/H (3.6M)	6.76 [7] 65.9KM/H (0.8M)	9.46 [8] 66.7KM/H (1.1M)	12.19 [8] 65.8KM/H (0.7M)	14.88 [8] 66.9KM/H (1.0M)	17.51 [8] 68.3KM/H (1.3M)	20.19 [8] 67.2KM/H (1.4M)	10.74 67.1KM/H (1.1M)	20.30 [8]

Information is produced by IsoLynx tracking system
 [] - Rank at each section
 () - Average meters to rail for section
 -- - No data available at section
 * - Estimated values

