

Horse/Jockey Name	Dust Cloud/Ben Thompson
Finish Rank	1
Fastest Section Time (Section)	0:10.92 (400-200)
Top Speed [km/h] (Section)	66.8 (400-200)
Race State	Finished



Eagle Farm QLD --Professional-2026-07-01

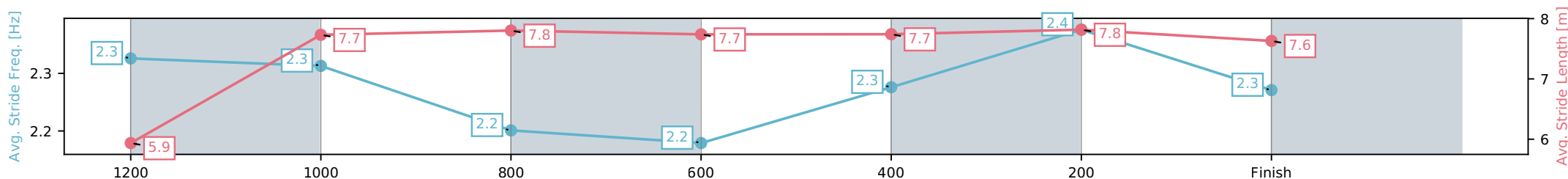
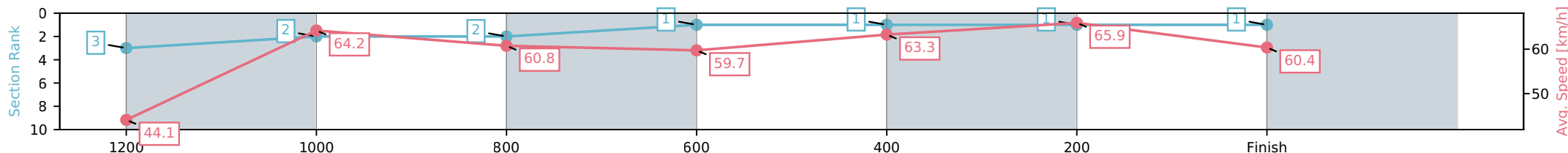
Race 1: THE GIBSON Maiden Handicap - 1300m

01 July 2026 - 12:33PM

Track Rating: Soft 5, Weather: Fine, Rail Position: +9m Entire Circuit



Section	L1300	L1200	L1000	L800	L600	L400	L200
Section Times	1:17.56 (0:07.95)	1:09.61 [3] (0:11.25)	0:58.35 [2] (0:11.96)	0:46.39 [2] (0:12.08)	0:34.31 [1] (0:11.40)	0:22.91 [1] (0:10.92)	0:11.99 [1] (0:11.99)
Average Speed [km/h]	44.1	64.2	60.8	59.7	63.3	65.9	60.4
Top Speed [km/h]	62.0	65.2	61.7	61.3	66.3	66.8	63.8
Avg. Dist. to Rail [m]	9.7	5.2	2.0	0.5	0.6	1.3	0.9
Avg. Stride Freq. [Hz]	2.3	2.3	2.2	2.2	2.3	2.4	2.3
Avg. Stride Length [m]	5.9	7.7	7.8	7.7	7.7	7.8	7.6



- [] Ranking at each section and finish
- :-:- No data available at this section
- NA No data available

Horse/Jockey Name	Edge Of Infinity/Ryan Maloney
Finish Rank	2
Fastest Section Time (Section)	0:11.02 (400-200)
Top Speed [km/h] (Section)	66.2 (600-400)
Race State	Finished



Eagle Farm QLD --Professional-2026-07-01

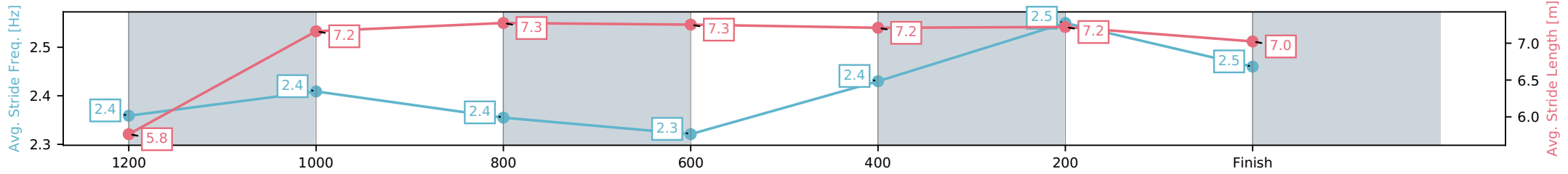
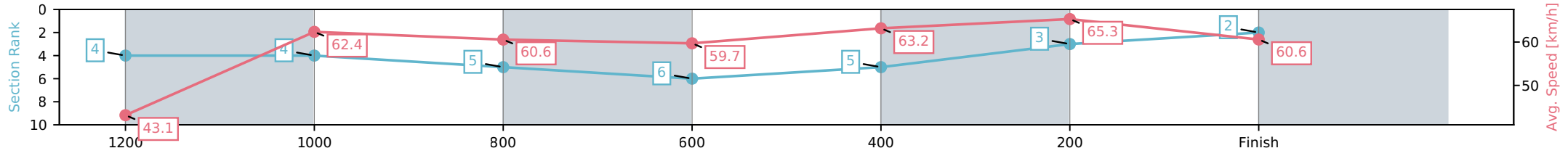
Race 1: THE GIBSON Maiden Handicap - 1300m

01 July 2026 - 12:33PM

Track Rating: Soft 5, Weather: Fine, Rail Position: +9m Entire Circuit



Section	L1300	L1200	L1000	L800	L600	L400	L200
Section Times	1:18.05 (0:08.12)	1:09.92 [4] (0:11.58)	0:58.35 [4] (0:12.08)	0:46.26 [5] (0:12.17)	0:34.09 [6] (0:11.40)	0:22.69 [5] (0:11.02)	0:11.67 [3] (0:11.67)
Average Speed [km/h]	43.1	62.4	60.6	59.7	63.2	65.3	60.6
Top Speed [km/h]	57.6	64.0	63.5	61.1	66.2	66.1	63.7
Avg. Dist. to Rail [m]	6.5	3.5	3.4	2.1	0.4	1.9	4.3
Avg. Stride Freq. [Hz]	2.4	2.4	2.4	2.3	2.4	2.5	2.5
Avg. Stride Length [m]	5.8	7.2	7.3	7.3	7.2	7.2	7.0



[] Ranking at each section and finish
 -:-:- No data available at this section
 NA No data available

Horse/Jockey Name	Moscow Mule/Robbie Dolan
Finish Rank	3
Fastest Section Time (Section)	0:10.99 (400-200)
Top Speed [km/h] (Section)	66.7 (400-200)
Race State	Finished



Eagle Farm QLD --Professional-2026-07-01

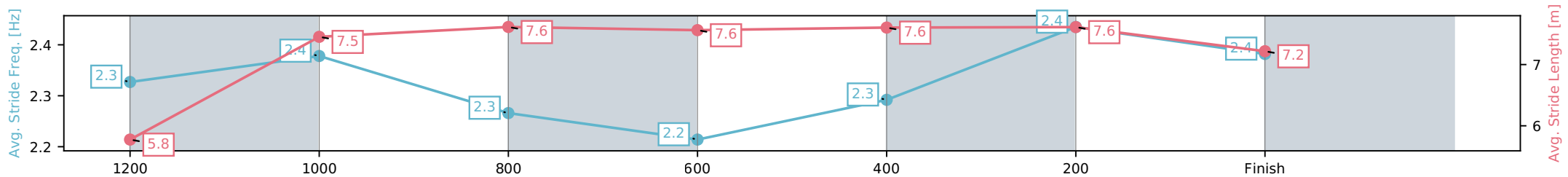
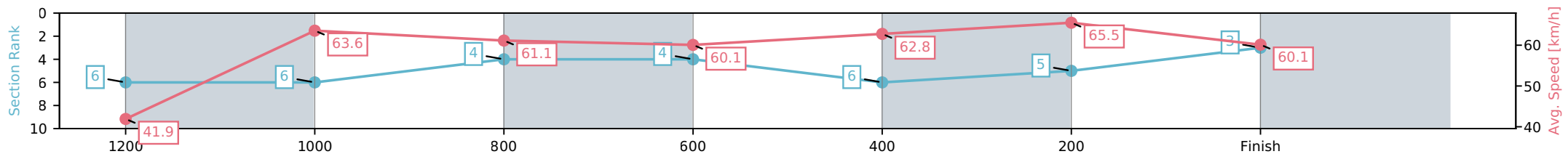
Race 1: THE GIBSON Maiden Handicap - 1300m

01 July 2026 - 12:33PM

Track Rating: Soft 5, Weather: Fine, Rail Position: +9m Entire Circuit



Section	L1300	L1200	L1000	L800	L600	L400	L200
Section Times	1:18.40 (0:08.41)	1:09.99 [6] (0:11.37)	0:58.62 [6] (0:11.92)	0:46.70 [4] (0:12.13)	0:34.57 [4] (0:11.61)	0:22.96 [6] (0:10.99)	0:11.97 [5] (0:11.97)
Average Speed [km/h]	41.9	63.6	61.1	60.1	62.8	65.5	60.1
Top Speed [km/h]	60.8	65.0	63.1	60.5	65.7	66.7	63.3
Avg. Dist. to Rail [m]	8.7	3.4	2.6	2.4	2.7	4.0	3.7
Avg. Stride Freq. [Hz]	2.3	2.4	2.3	2.2	2.3	2.4	2.4
Avg. Stride Length [m]	5.8	7.5	7.6	7.6	7.6	7.6	7.2



- [] Ranking at each section and finish
- :-:- No data available at this section
- NA No data available

Horse/Jockey Name	Love Rebel/Daniel Moor
Finish Rank	4
Fastest Section Time (Section)	0:11.08 (400-200)
Top Speed [km/h] (Section)	66.5 (400-200)
Race State	Finished



Eagle Farm QLD --Professional-2026-07-01

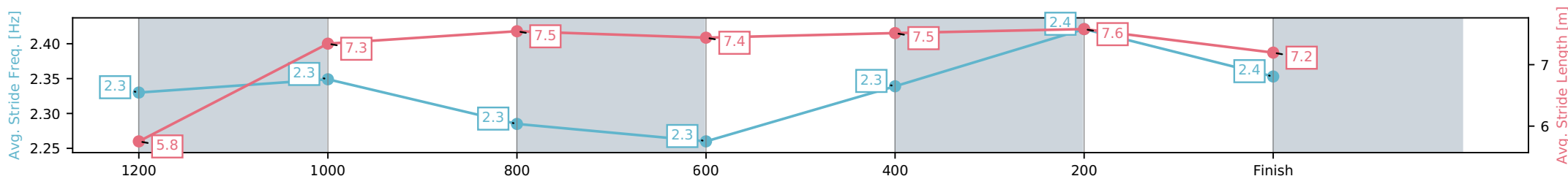
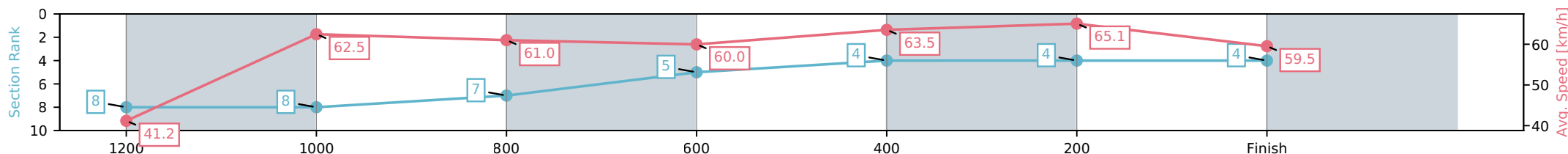
Race 1: THE GIBSON Maiden Handicap - 1300m

01 July 2026 - 12:33PM

Track Rating: Soft 5, Weather: Fine, Rail Position: +9m Entire Circuit



Section	L1300	L1200	L1000	L800	L600	L400	L200
Section Times	1:18.49 (0:08.53)	1:09.96 [8] (0:11.55)	0:58.41 [8] (0:11.83)	0:46.58 [7] (0:12.04)	0:34.54 [5] (0:11.36)	0:23.18 [4] (0:11.08)	0:12.10 [4] (0:12.10)
Average Speed [km/h]	41.2	62.5	61.0	60.0	63.5	65.1	59.5
Top Speed [km/h]	56.3	63.9	63.9	60.8	65.2	66.5	61.9
Avg. Dist. to Rail [m]	6.3	2.4	0.5	0.5	0.8	4.2	5.6
Avg. Stride Freq. [Hz]	2.3	2.3	2.3	2.3	2.3	2.4	2.4
Avg. Stride Length [m]	5.8	7.3	7.5	7.4	7.5	7.6	7.2



- [] Ranking at each section and finish
- :-:- No data available at this section
- NA No data available

Horse/Jockey Name	Savasteel/Jake Bayliss
Finish Rank	5
Fastest Section Time (Section)	0:11.17 (1200-1000)
Top Speed [km/h] (Section)	66.1 (1200-1000)
Race State	Finished



Eagle Farm QLD --Professional-2026-07-01

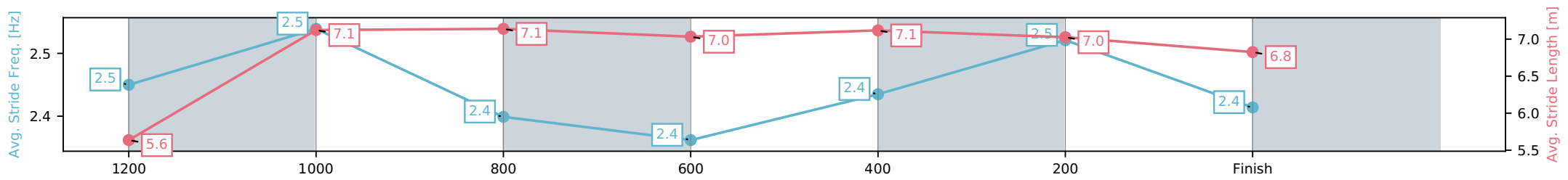
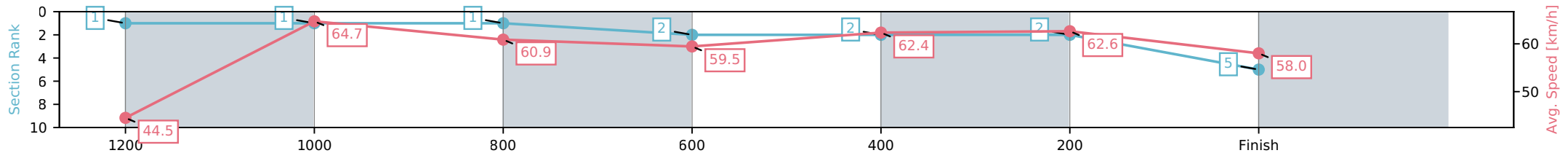
Race 1: THE GIBSON Maiden Handicap - 1300m

01 July 2026 - 12:33PM

Track Rating: Soft 5, Weather: Fine, Rail Position: +9m Entire Circuit



Section	L1300	L1200	L1000	L800	L600	L400	L200
Section Times	1:18.50 (0:07.92)	1:10.58 [1] (0:11.17)	0:59.41 [1] (0:12.02)	0:47.39 [1] (0:12.18)	0:35.22 [2] (0:11.52)	0:23.69 [2] (0:11.49)	0:12.20 [2] (0:12.20)
Average Speed [km/h]	44.5	64.7	60.9	59.5	62.4	62.6	58.0
Top Speed [km/h]	62.0	66.1	62.4	60.5	64.9	65.0	60.4
Avg. Dist. to Rail [m]	11.0	7.0	2.9	1.2	0.3	0.4	2.0
Avg. Stride Freq. [Hz]	2.5	2.5	2.4	2.4	2.4	2.5	2.4
Avg. Stride Length [m]	5.6	7.1	7.1	7.0	7.1	7.0	6.8



[] Ranking at each section and finish
 -:-:- No data available at this section
 NA No data available

Horse/Jockey Name	Mini Boo/Fred Larson
Finish Rank	6
Fastest Section Time (Section)	0:11.32 (400-200)
Top Speed [km/h] (Section)	65.6 (400-200)
Race State	Finished



Eagle Farm QLD --Professional-2026-07-01

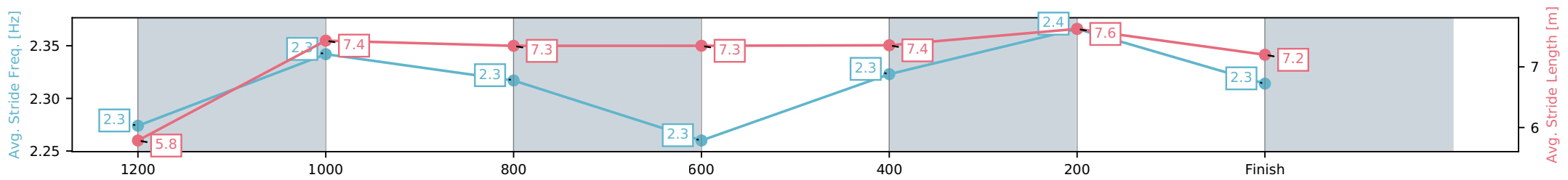
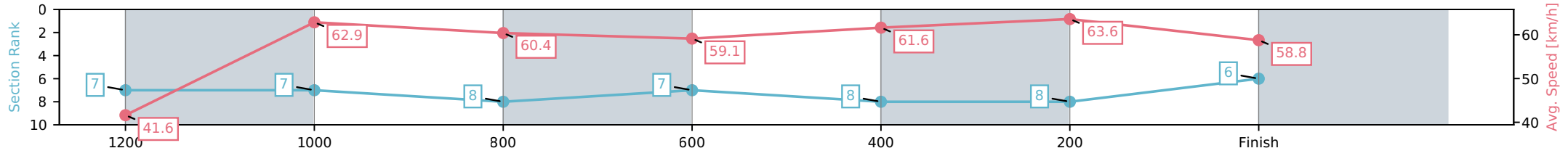
Race 1: THE GIBSON Maiden Handicap - 1300m

01 July 2026 - 12:33PM

Track Rating: Soft 5, Weather: Fine, Rail Position: +9m Entire Circuit



Section	L1300	L1200	L1000	L800	L600	L400	L200
Section Times	1:18.86 (0:08.43)	1:10.43 [7] (0:11.48)	0:58.94 [7] (0:12.04)	0:46.90 [8] (0:12.14)	0:34.77 [7] (0:11.54)	0:23.23 [8] (0:11.32)	0:11.91 [8] (0:11.91)
Average Speed [km/h]	41.6	62.9	60.4	59.1	61.6	63.6	58.8
Top Speed [km/h]	57.7	63.9	62.7	59.6	65.0	65.6	60.7
Avg. Dist. to Rail [m]	5.3	2.4	2.1	0.6	3.0	2.1	1.0
Avg. Stride Freq. [Hz]	2.3	2.3	2.3	2.3	2.3	2.4	2.3
Avg. Stride Length [m]	5.8	7.4	7.3	7.3	7.4	7.6	7.2



[] Ranking at each section and finish
 -:-:- No data available at this section
 NA No data available

Horse/Jockey Name	Prophet Of Destiny/Jasper Franklin
Finish Rank	7
Fastest Section Time (Section)	0:11.38 (400-200)
Top Speed [km/h] (Section)	64.9 (400-200)
Race State	Finished



Eagle Farm QLD --Professional-2026-07-01

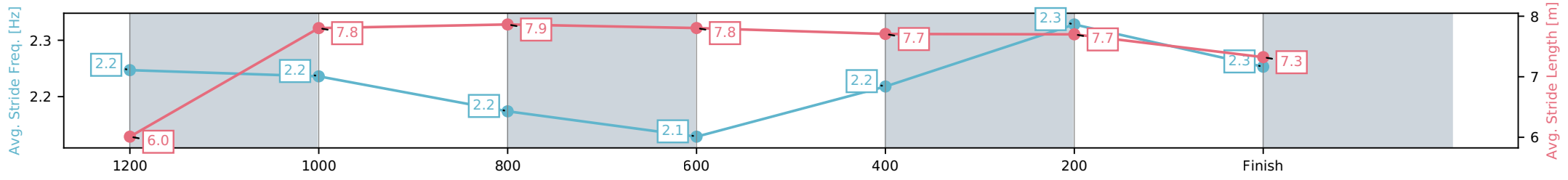
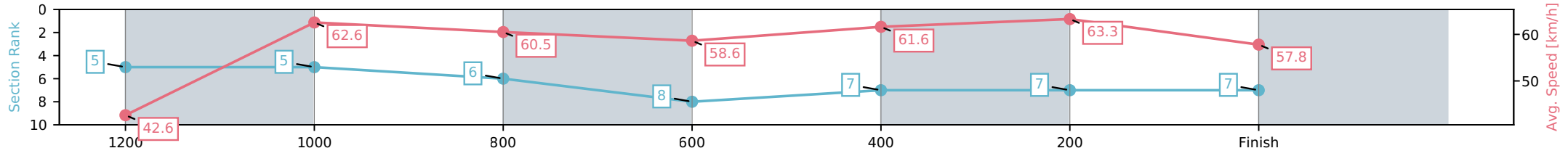
Race 1: THE GIBSON Maiden Handicap - 1300m

01 July 2026 - 12:33PM

Track Rating: Soft 5, Weather: Fine, Rail Position: +9m Entire Circuit



Section	L1300	L1200	L1000	L800	L600	L400	L200
Section Times	1:18.91 (0:08.21)	1:10.70 [5] (0:11.56)	0:59.13 [5] (0:12.08)	0:47.05 [6] (0:12.23)	0:34.81 [8] (0:11.41)	0:23.40 [7] (0:11.38)	0:12.02 [7] (0:12.02)
Average Speed [km/h]	42.6	62.6	60.5	58.6	61.6	63.3	57.8
Top Speed [km/h]	59.9	64.1	62.3	60.0	64.1	64.9	61.0
Avg. Dist. to Rail [m]	4.3	3.2	2.7	0.7	4.5	3.3	1.6
Avg. Stride Freq. [Hz]	2.2	2.2	2.2	2.1	2.2	2.3	2.3
Avg. Stride Length [m]	6.0	7.8	7.9	7.8	7.7	7.7	7.3



[] Ranking at each section and finish
 -:-:- No data available at this section
 NA No data available

Horse/Jockey Name	Mr Betterman/Ashley Butler
Finish Rank	8
Fastest Section Time (Section)	0:11.39 (400-200)
Top Speed [km/h] (Section)	64.9 (400-200)
Race State	Finished



Eagle Farm QLD --Professional-2026-07-01

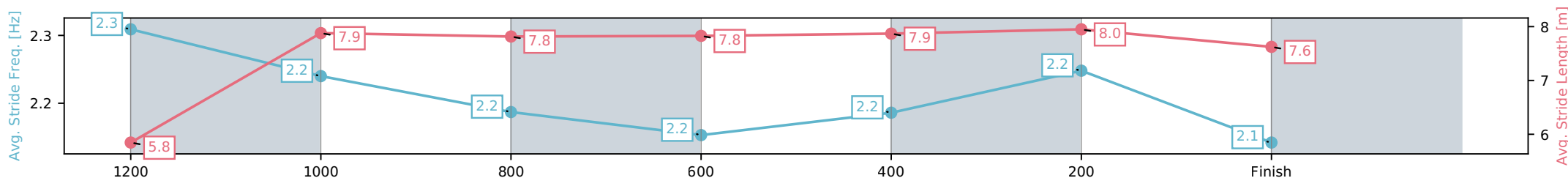
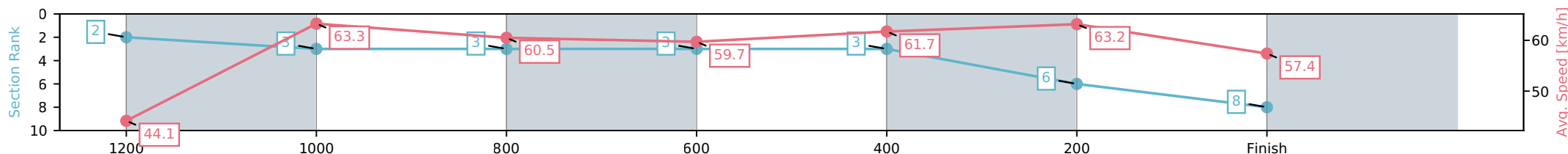
Race 1: THE GIBSON Maiden Handicap - 1300m

01 July 2026 - 12:33PM

Track Rating: Soft 5, Weather: Fine, Rail Position: +9m Entire Circuit



Section	L1300	L1200	L1000	L800	L600	L400	L200
Section Times	1:19.11 (0:07.95)	1:11.16 [2] (0:11.41)	0:59.75 [3] (0:12.07)	0:47.68 [3] (0:12.13)	0:35.55 [3] (0:11.70)	0:23.85 [3] (0:11.39)	0:12.46 [6] (0:12.46)
Average Speed [km/h]	44.1	63.3	60.5	59.7	61.7	63.2	57.4
Top Speed [km/h]	61.2	63.9	62.8	60.2	64.5	64.9	60.5
Avg. Dist. to Rail [m]	8.3	3.6	3.0	1.4	0.7	1.2	2.1
Avg. Stride Freq. [Hz]	2.3	2.2	2.2	2.2	2.2	2.2	2.1
Avg. Stride Length [m]	5.8	7.9	7.8	7.8	7.9	8.0	7.6



- [] Ranking at each section and finish
- :-:- No data available at this section
- NA No data available



Eagle Farm QLD

Race 2: COUNTRY MUSIC RACEDAY ON SALE NOW Maiden Plate - 1600m

01 July 2026 - 1:09PM

Track Rating: Soft 5, Weather: Fine, Rail Position: +9m Entire Circuit



BRISBANE
RACING CLUB

Field Times (Race Tempo) 1:37.84 (0:13.51) 1:24.33 (0:11.49) 1:12.84 (0:12.41) 1:00.43 (0:12.75) 0:47.67 (0:12.05) 0:35.63 (0:11.43) 0:24.20 (0:11.60) 0:12.60 (0:12.60)

Rank	TAB#	Horse	Overall Time	First 400m	Top Speed km/h (Section)	L1600	L1400	L1200	L1000	L800	L600	L400	L200
	(BAR#)	Jockey	Margin (DT-W)	Last 600m	Fastest Section (Time)	Start - 1400	1400 - 1200	1200 - 1000	1000 - 800	800 - 600	600 - 400	400 - 200	200 - Finish
1	2	Iconify	1:37.84	0:25.79	64.6 (400-200)	1:37.84	1:23.68 [9]	1:12.05 [8]	0:59.41 [9]	0:46.80 [9]	0:34.95 [8]	0:23.65 [7]	0:12.33 [3]
	(5)	Leah Martyn		0:34.95	600-400 (0:11.30)	(0:14.16)	(0:11.63)	(0:12.64)	(0:12.61)	(0:11.84)	(0:11.30)	(0:11.32)	(0:12.33)
2	8	Canya Berich	1:37.93	0:25.33	65.1 (400-200)	1:37.93	1:24.23 [3]	1:12.60 [4]	1:00.23 [4]	0:47.40 [4]	0:35.36 [4]	0:23.87 [5]	0:12.41 [4]
	(4)	Michael Rodd	0.5L (+2)	0:35.37	400-200 (0:11.46)	(0:13.70)	(0:11.63)	(0:12.37)	(0:12.83)	(0:12.03)	(0:11.50)	(0:11.46)	(0:12.41)
3	11	Tassorati	1:38.05	0:25.00	66.2 (1600 - 1400)	1:38.05	1:24.54 [1]	1:13.05 [1]	1:00.64 [1]	0:47.88 [1]	0:35.84 [1]	0:24.40 [1]	0:12.81 [1]
	(2)	Emily Lang	1.2L (+3)	0:35.84	600-400 (0:11.43)	(0:13.51)	(0:11.49)	(0:12.41)	(0:12.75)	(0:12.05)	(0:11.43)	(0:11.60)	(0:12.81)
4	4	Old Faithful	1:38.39	0:25.29	64.3 (1400-1200)	1:38.39	1:24.56 [4]	1:13.10 [3]	1:00.70 [3]	0:47.97 [3]	0:36.12 [2]	0:24.44 [3]	0:12.70 [6]
	(7)	Ben Thompson	3.2L (-1)	0:36.11	1400-1200 (0:11.46)	(0:13.83)	(0:11.46)	(0:12.40)	(0:12.73)	(0:11.85)	(0:11.67)	(0:11.74)	(0:12.70)
5	9	Saturdays Girl	1:38.68	0:25.59	65.3 (400-200)	1:38.68	1:24.70 [6]	1:13.09 [7]	1:00.61 [7]	0:47.98 [6]	0:36.06 [6]	0:24.63 [4]	0:13.17 [2]
	(3)	Ryan Maloney	4.9L (-3)	0:36.06	600-400 (0:11.43)	(0:13.98)	(0:11.61)	(0:12.48)	(0:12.63)	(0:11.92)	(0:11.43)	(0:11.46)	(0:13.17)
6	10	Speegle	1:38.87	0:25.85	64.0 (1400-1200)	1:38.87	1:24.71 [8]	1:13.02 [9]	1:00.48 [8]	0:47.95 [8]	0:35.88 [9]	0:24.16 [9]	0:12.51 [9]
	(8)	Chelsea Baker	6.0L (+7)	0:35.88	400-200 (0:11.66)	(0:14.16)	(0:11.69)	(0:12.54)	(0:12.54)	(0:12.07)	(0:11.71)	(0:11.66)	(0:12.51)
7	3	Oakfield Galaxy	1:39.34	0:25.55	64.9 (600-400)	1:39.34	1:25.28 [7]	1:13.78 [6]	1:01.29 [6]	0:48.64 [7]	0:36.65 [7]	0:25.08 [8]	0:13.31 [7]
	(9)	Brandon Lerena	8.8L (+4)	0:36.65	1400-1200 (0:11.49)	(0:14.06)	(0:11.49)	(0:12.50)	(0:12.65)	(0:11.99)	(0:11.57)	(0:11.77)	(0:13.31)
8	1	Hurricane Hank	1:39.48	0:25.52	64.3 (1600 - 1400)	1:39.48	1:25.59 [5]	1:13.96 [5]	1:01.51 [5]	0:48.80 [5]	0:36.90 [5]	0:25.58 [2]	0:13.80 [5]
	(1)	Fred Larson	9.6L (+6)	0:36.89	600-400 (0:11.32)	(0:13.89)	(0:11.63)	(0:12.45)	(0:12.71)	(0:11.90)	(0:11.32)	(0:11.77)	(0:13.80)
9	7	Yelarbon Lad	1:39.66	0:25.09	66.5 (1600 - 1400)	1:39.66	1:26.07 [2]	1:14.57 [2]	1:02.11 [2]	0:49.31 [2]	0:37.20 [3]	0:25.53 [6]	0:13.55 [8]
	(6)	Adin Thompson	10.7L (-1)	0:37.20	1400-1200 (0:11.50)	(0:13.59)	(0:11.50)	(0:12.46)	(0:12.80)	(0:12.11)	(0:11.67)	(0:11.98)	(0:13.55)

Scratched: Dust Cloud (#5), So You Reckon (#6)

Report Created: Wed 01 July 2026

(Note: Races are conducted over an approximate distance as close as possible to the advertised distance, and recorded data may vary accordingly. Official times refer to race times only and do not include handicap times.)

[] Position in running at each section and finish TAB# Saddle cloth number

Fastest split

-:-:- No data available at this section

BAR# Barrier/Gate Position

Fastest section

NA No data available

DNF Did not finish

DNT Did not track

DT-W Distance travelled compared to winner in metres

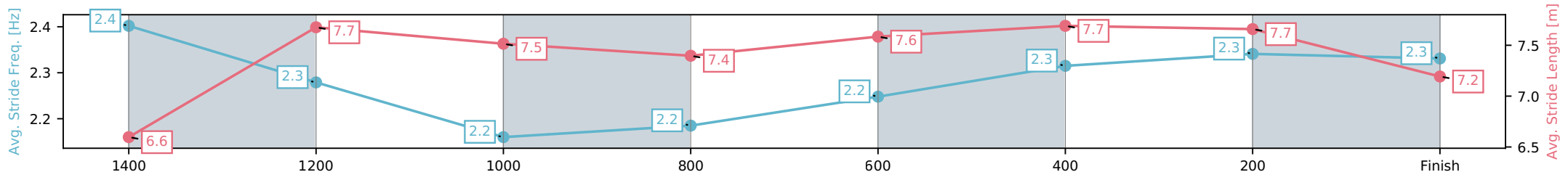
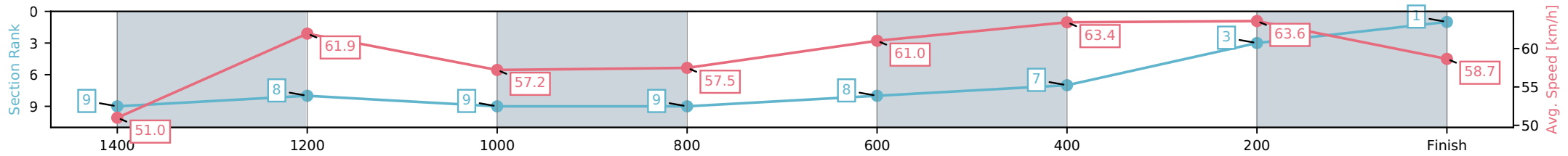
Horse/Jockey Name	Iconify/Leah Martyn
Finish Rank	1
Fastest Section Time (Section)	0:11.30 (600-400)
Top Speed [km/h] (Section)	64.6 (400-200)
Race State	Finished



Eagle Farm QLD --Professional-2026-07-01
 Race 2: COUNTRY MUSIC RACEDAY ON SALE NOW Maiden
 Plate - 1600m
 01 July 2026 - 1:09PM
 Track Rating: Soft 5, Weather: Fine, Rail Position: +9m Entire Circuit



Section	L1600	L1400	L1200	L1000	L800	L600	L400	L200
Section Times	1:37.84 (0:14.16)	1:23.68 [9] (0:11.63)	1:12.05 [8] (0:12.64)	0:59.41 [9] (0:12.61)	0:46.80 [9] (0:11.84)	0:34.95 [8] (0:11.30)	0:23.65 [7] (0:11.32)	0:12.33 [3] (0:12.33)
Average Speed [km/h]	51.0	61.9	57.2	57.5	61.0	63.4	63.6	58.7
Top Speed [km/h]	62.8	63.2	59.9	58.1	62.9	64.4	64.6	62.4
Avg. Dist. to Rail [m]	7.4	2.2	2.3	1.5	0.6	0.9	1.4	3.9
Avg. Stride Freq. [Hz]	2.4	2.3	2.2	2.2	2.2	2.3	2.3	2.3
Avg. Stride Length [m]	6.6	7.7	7.5	7.4	7.6	7.7	7.7	7.2



[] Ranking at each section and finish
 -:-:- No data available at this section
 NA No data available

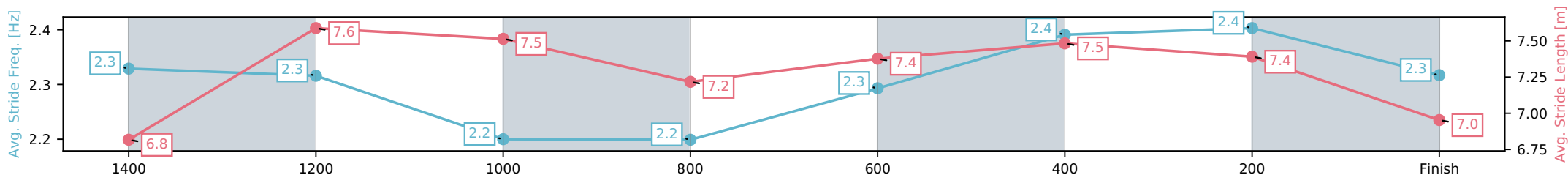
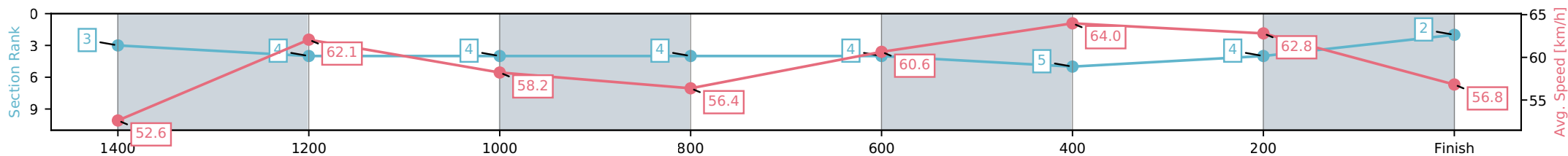
Horse/Jockey Name	Canya Berich/Michael Rodd
Finish Rank	2
Fastest Section Time (Section)	0:11.46 (400-200)
Top Speed [km/h] (Section)	65.1 (400-200)
Race State	Finished



Eagle Farm QLD --Professional-2026-07-01
 Race 2: COUNTRY MUSIC RACEDAY ON SALE NOW Maiden
 Plate - 1600m
 01 July 2026 - 1:09PM
 Track Rating: Soft 5, Weather: Fine, Rail Position: +9m Entire Circuit



Section	L1600	L1400	L1200	L1000	L800	L600	L400	L200
Section Times	1:37.93 (0:13.70)	1:24.23 [3] (0:11.63)	1:12.60 [4] (0:12.37)	1:00.23 [4] (0:12.83)	0:47.40 [4] (0:12.03)	0:35.36 [4] (0:11.50)	0:23.87 [5] (0:11.46)	0:12.41 [4] (0:12.41)
Average Speed [km/h]	52.6	62.1	58.2	56.4	60.6	64.0	62.8	56.8
Top Speed [km/h]	63.5	63.8	60.9	57.6	63.1	64.9	65.1	59.5
Avg. Dist. to Rail [m]	6.2	2.1	0.9	1.1	2.7	4.4	5.9	7.6
Avg. Stride Freq. [Hz]	2.3	2.3	2.2	2.2	2.3	2.4	2.4	2.3
Avg. Stride Length [m]	6.8	7.6	7.5	7.2	7.4	7.5	7.4	7.0



[] Ranking at each section and finish
 -:-:- No data available at this section
 NA No data available

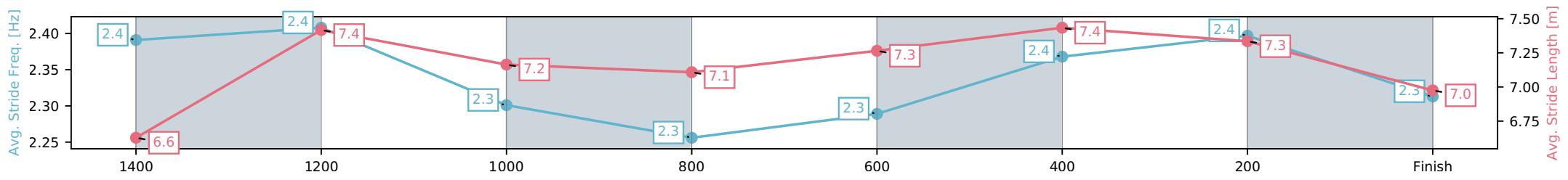
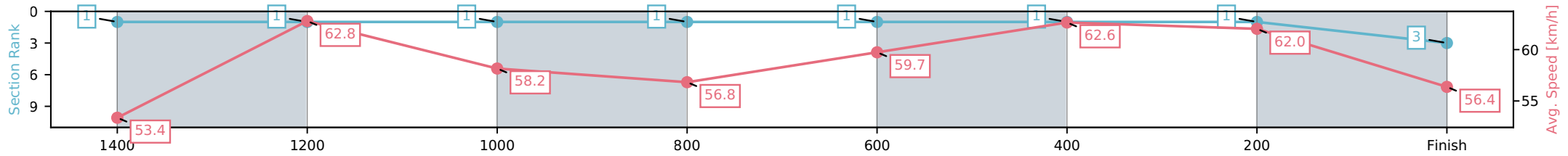
Horse/Jockey Name	Tassorati/Emily Lang
Finish Rank	3
Fastest Section Time (Section)	0:11.43 (600-400)
Top Speed [km/h] (Section)	66.2 (1600 - 1400)
Race State	Finished



Eagle Farm QLD --Professional-2026-07-01
 Race 2: COUNTRY MUSIC RACEDAY ON SALE NOW Maiden
 Plate - 1600m
 01 July 2026 - 1:09PM
 Track Rating: Soft 5, Weather: Fine, Rail Position: +9m Entire Circuit



Section	L1600	L1400	L1200	L1000	L800	L600	L400	L200
Section Times	1:38.05 (0:13.51)	1:24.54 [1] (0:11.49)	1:13.05 [1] (0:12.41)	1:00.64 [1] (0:12.75)	0:47.88 [1] (0:12.05)	0:35.84 [1] (0:11.43)	0:24.40 [1] (0:11.60)	0:12.81 [1] (0:12.81)
Average Speed [km/h]	53.4	62.8	58.2	56.8	59.7	62.6	62.0	56.4
Top Speed [km/h]	66.2	65.2	60.2	57.8	63.4	64.1	63.2	60.1
Avg. Dist. to Rail [m]	4.4	2.2	2.2	1.4	0.4	1.3	1.5	0.7
Avg. Stride Freq. [Hz]	2.4	2.4	2.3	2.3	2.3	2.4	2.4	2.3
Avg. Stride Length [m]	6.6	7.4	7.2	7.1	7.3	7.4	7.3	7.0



[] Ranking at each section and finish
 -:-:- No data available at this section
 NA No data available

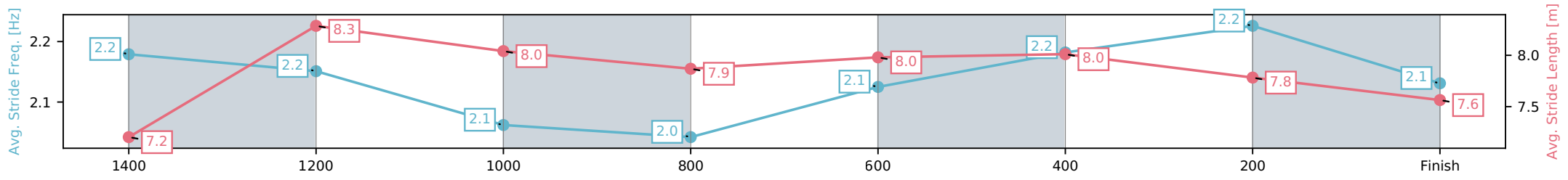
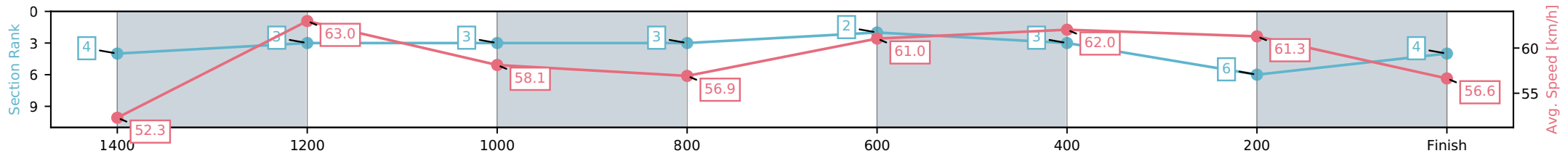
Horse/Jockey Name	Old Faithful/Ben Thompson
Finish Rank	4
Fastest Section Time (Section)	0:11.46 (1400-1200)
Top Speed [km/h] (Section)	64.3 (1400-1200)
Race State	Finished



Eagle Farm QLD --Professional-2026-07-01
 Race 2: COUNTRY MUSIC RACEDAY ON SALE NOW Maiden
 Plate - 1600m
 01 July 2026 - 1:09PM
 Track Rating: Soft 5, Weather: Fine, Rail Position: +9m Entire Circuit



Section	L1600	L1400	L1200	L1000	L800	L600	L400	L200
Section Times	1:38.39 (0:13.83)	1:24.56 [4] (0:11.46)	1:13.10 [3] (0:12.40)	1:00.70 [3] (0:12.73)	0:47.97 [3] (0:11.85)	0:36.12 [2] (0:11.67)	0:24.44 [3] (0:11.74)	0:12.70 [6] (0:12.70)
Average Speed [km/h]	52.3	63.0	58.1	56.9	61.0	62.0	61.3	56.6
Top Speed [km/h]	63.7	64.3	60.8	57.8	62.9	63.3	62.2	59.8
Avg. Dist. to Rail [m]	8.2	2.9	1.9	1.0	1.3	1.0	0.7	0.4
Avg. Stride Freq. [Hz]	2.2	2.2	2.1	2.0	2.1	2.2	2.2	2.1
Avg. Stride Length [m]	7.2	8.3	8.0	7.9	8.0	8.0	7.8	7.6



[] Ranking at each section and finish
 -:-:- No data available at this section
 NA No data available

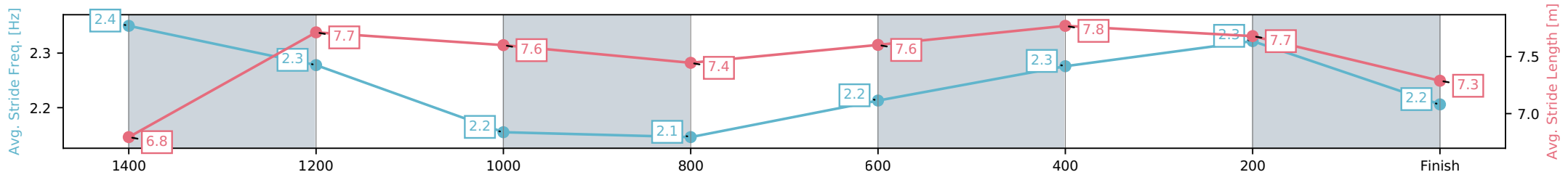
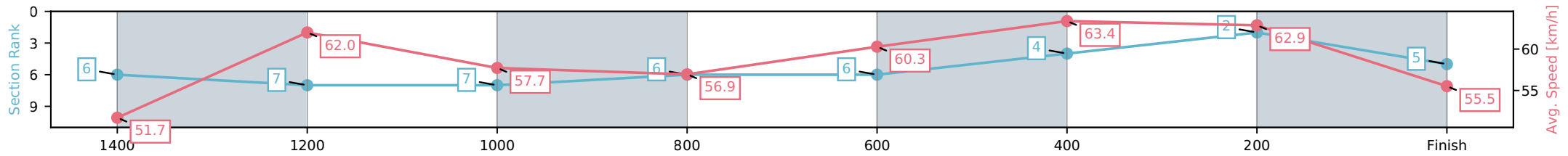
Horse/Jockey Name	Saturdays Girl/Ryan Maloney
Finish Rank	5
Fastest Section Time (Section)	0:11.43 (600-400)
Top Speed [km/h] (Section)	65.3 (400-200)
Race State	Finished



Eagle Farm QLD --Professional-2026-07-01
 Race 2: COUNTRY MUSIC RACEDAY ON SALE NOW Maiden
 Plate - 1600m
 01 July 2026 - 1:09PM
 Track Rating: Soft 5, Weather: Fine, Rail Position: +9m Entire Circuit



Section	L1600	L1400	L1200	L1000	L800	L600	L400	L200
Section Times	1:38.68 (0:13.98)	1:24.70 [6] (0:11.61)	1:13.09 [7] (0:12.48)	1:00.61 [7] (0:12.63)	0:47.98 [6] (0:11.92)	0:36.06 [6] (0:11.43)	0:24.63 [4] (0:11.46)	0:13.17 [2] (0:13.17)
Average Speed [km/h]	51.7	62.0	57.7	56.9	60.3	63.4	62.9	55.5
Top Speed [km/h]	63.4	63.9	59.8	57.6	62.4	65.2	65.3	60.0
Avg. Dist. to Rail [m]	4.6	0.7	0.2	0.4	0.4	1.4	4.1	6.0
Avg. Stride Freq. [Hz]	2.4	2.3	2.2	2.1	2.2	2.3	2.3	2.2
Avg. Stride Length [m]	6.8	7.7	7.6	7.4	7.6	7.8	7.7	7.3



[] Ranking at each section and finish
 -:-:- No data available at this section
 NA No data available

Horse/Jockey Name	Speegle/Chelsea Baker
Finish Rank	6
Fastest Section Time (Section)	0:11.66 (400-200)
Top Speed [km/h] (Section)	64.0 (1400-1200)
Race State	Finished



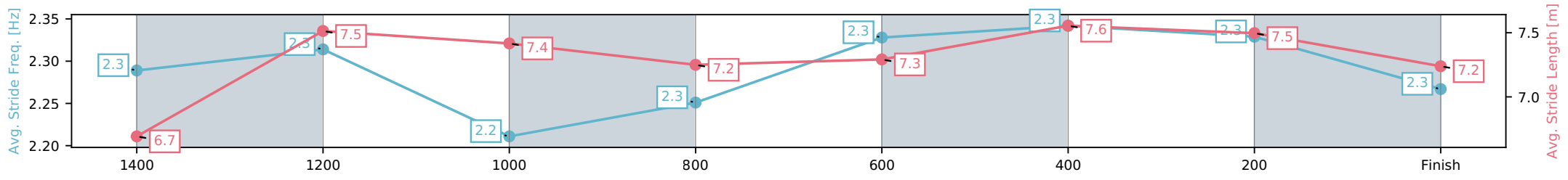
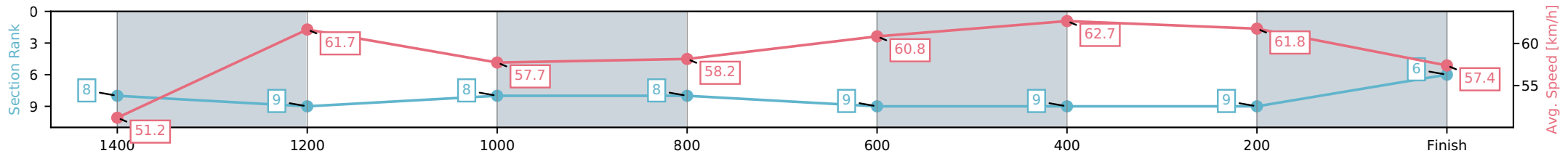
Eagle Farm QLD --Professional-2026-07-01
 Race 2: COUNTRY MUSIC RACEDAY ON SALE NOW Maiden
 Plate - 1600m



01 July 2026 - 1:09PM

Track Rating: Soft 5, Weather: Fine, Rail Position: +9m Entire Circuit

Section	L1600	L1400	L1200	L1000	L800	L600	L400	L200
Section Times	1:38.87 (0:14.16)	1:24.71 [8] (0:11.69)	1:13.02 [9] (0:12.54)	1:00.48 [8] (0:12.54)	0:47.95 [8] (0:12.07)	0:35.88 [9] (0:11.71)	0:24.16 [9] (0:11.66)	0:12.51 [9] (0:12.51)
Average Speed [km/h]	51.2	61.7	57.7	58.2	60.8	62.7	61.8	57.4
Top Speed [km/h]	63.6	64.0	61.0	59.5	63.7	63.3	63.1	59.8
Avg. Dist. to Rail [m]	9.5	3.8	3.1	2.7	4.2	4.2	4.5	5.8
Avg. Stride Freq. [Hz]	2.3	2.3	2.2	2.3	2.3	2.3	2.3	2.3
Avg. Stride Length [m]	6.7	7.5	7.4	7.2	7.3	7.6	7.5	7.2



[] Ranking at each section and finish
 -:-:- No data available at this section
 NA No data available

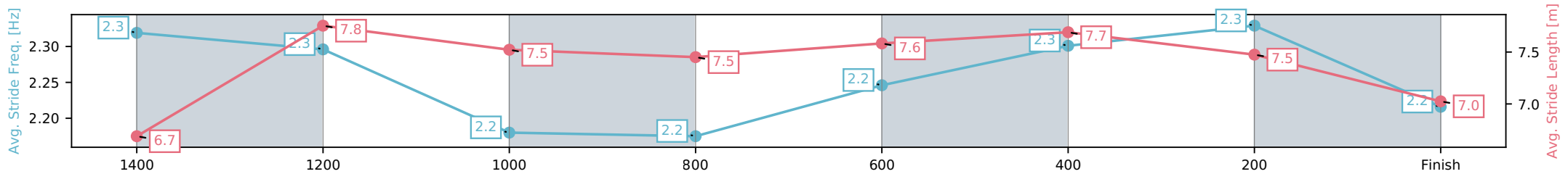
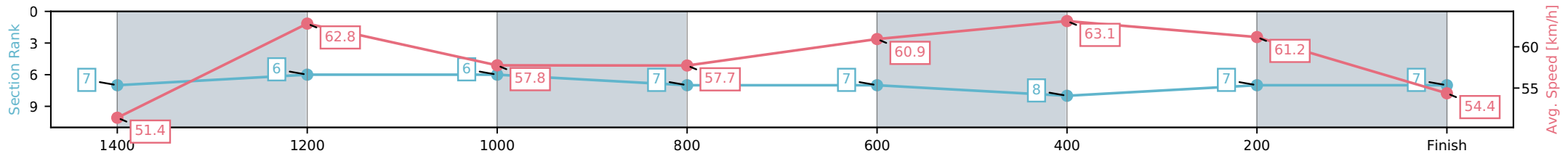
Horse/Jockey Name	Oakfield Galaxy/Brandon Lerena
Finish Rank	7
Fastest Section Time (Section)	0:11.49 (1400-1200)
Top Speed [km/h] (Section)	64.9 (600-400)
Race State	Finished



Eagle Farm QLD --Professional-2026-07-01
 Race 2: COUNTRY MUSIC RACEDAY ON SALE NOW Maiden
 Plate - 1600m
 01 July 2026 - 1:09PM
 Track Rating: Soft 5, Weather: Fine, Rail Position: +9m Entire Circuit



Section	L1600	L1400	L1200	L1000	L800	L600	L400	L200
Section Times	1:39.34 (0:14.06)	1:25.28 [7] (0:11.49)	1:13.78 [6] (0:12.50)	1:01.29 [6] (0:12.65)	0:48.64 [7] (0:11.99)	0:36.65 [7] (0:11.57)	0:25.08 [8] (0:11.77)	0:13.31 [7] (0:13.31)
Average Speed [km/h]	51.4	62.8	57.8	57.7	60.9	63.1	61.2	54.4
Top Speed [km/h]	62.8	64.0	60.1	59.0	62.5	64.9	63.9	58.4
Avg. Dist. to Rail [m]	10.3	2.8	2.4	3.0	3.4	2.8	3.9	3.8
Avg. Stride Freq. [Hz]	2.3	2.3	2.2	2.2	2.2	2.3	2.3	2.2
Avg. Stride Length [m]	6.7	7.8	7.5	7.5	7.6	7.7	7.5	7.0



[] Ranking at each section and finish
 -.-.- No data available at this section
 NA No data available

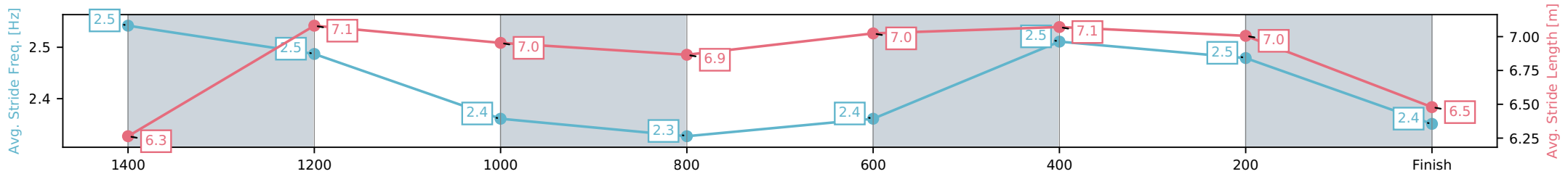
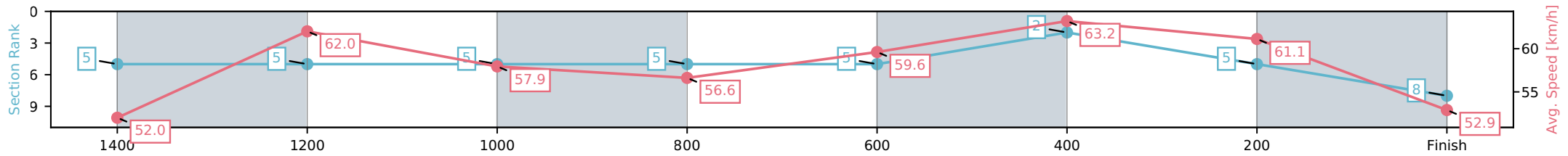
Horse/Jockey Name	Hurricane Hank/Fred Larson
Finish Rank	8
Fastest Section Time (Section)	0:11.32 (600-400)
Top Speed [km/h] (Section)	64.3 (1600 - 1400)
Race State	Finished



Eagle Farm QLD --Professional-2026-07-01
 Race 2: COUNTRY MUSIC RACEDAY ON SALE NOW Maiden
 Plate - 1600m
 01 July 2026 - 1:09PM
 Track Rating: Soft 5, Weather: Fine, Rail Position: +9m Entire Circuit



Section	L1600	L1400	L1200	L1000	L800	L600	L400	L200
Section Times	1:39.48 (0:13.89)	1:25.59 [5] (0:11.63)	1:13.96 [5] (0:12.45)	1:01.51 [5] (0:12.71)	0:48.80 [5] (0:11.90)	0:36.90 [5] (0:11.32)	0:25.58 [2] (0:11.77)	0:13.80 [5] (0:13.80)
Average Speed [km/h]	52.0	62.0	57.9	56.6	59.6	63.2	61.1	52.9
Top Speed [km/h]	64.3	63.1	60.3	57.6	63.2	64.1	63.3	58.8
Avg. Dist. to Rail [m]	3.7	2.2	2.9	1.1	3.0	2.0	4.0	4.5
Avg. Stride Freq. [Hz]	2.5	2.5	2.4	2.3	2.4	2.5	2.5	2.4
Avg. Stride Length [m]	6.3	7.1	7.0	6.9	7.0	7.1	7.0	6.5



[] Ranking at each section and finish
 -.-.- No data available at this section
 NA No data available

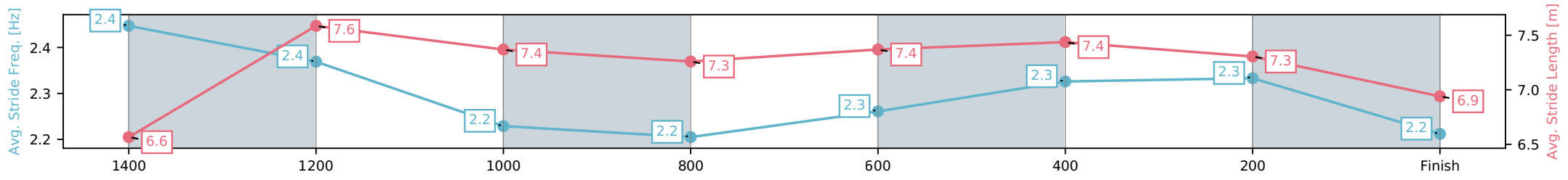
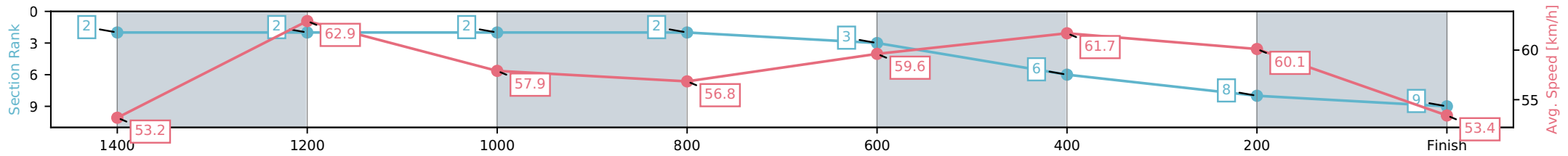
Horse/Jockey Name	Yelarbon Lad/Adin Thompson
Finish Rank	9
Fastest Section Time (Section)	0:11.50 (1400-1200)
Top Speed [km/h] (Section)	66.5 (1600 - 1400)
Race State	Finished



Eagle Farm QLD --Professional-2026-07-01
 Race 2: COUNTRY MUSIC RACEDAY ON SALE NOW Maiden
 Plate - 1600m
 01 July 2026 - 1:09PM
 Track Rating: Soft 5, Weather: Fine, Rail Position: +9m Entire Circuit



Section	L1600	L1400	L1200	L1000	L800	L600	L400	L200
Section Times	1:39.66 (0:13.59)	1:26.07 [2] (0:11.50)	1:14.57 [2] (0:12.46)	1:02.11 [2] (0:12.80)	0:49.31 [2] (0:12.11)	0:37.20 [3] (0:11.67)	0:25.53 [6] (0:11.98)	0:13.55 [8] (0:13.55)
Average Speed [km/h]	53.2	62.9	57.9	56.8	59.6	61.7	60.1	53.4
Top Speed [km/h]	66.5	66.1	59.2	57.3	61.0	63.4	62.6	57.6
Avg. Dist. to Rail [m]	8.2	3.9	3.0	2.1	0.5	0.3	2.1	2.8
Avg. Stride Freq. [Hz]	2.4	2.4	2.2	2.2	2.3	2.3	2.3	2.2
Avg. Stride Length [m]	6.6	7.6	7.4	7.3	7.4	7.4	7.3	6.9



[] Ranking at each section and finish
 -.-.- No data available at this section
 NA No data available



Eagle Farm QLD

Race 3: LADBROKES MATES MODE BENCHMARK 78 Handicap - 1600m

01 July 2026 - 1:43PM

Track Rating: Soft 5, Weather: Fine, Rail Position: +9m Entire Circuit



BRISBANE
RACING CLUB

Field Times (Race Tempo) 1:35.86 (0:13.40) 1:22.46 (0:10.96) 1:11.50 (0:11.71) 0:59.80 (0:12.26) 0:47.54 (0:12.00) 0:35.54 (0:11.72) 0:23.81 (0:11.63) 0:12.19 (0:12.19)

Rank	TAB#	Horse	Overall Time	First 400m	Top Speed km/h (Section)	L1600	L1400	L1200	L1000	L800	L600	L400	L200
	(BAR#)	Jockey	Margin (DT-W)	Last 600m	Fastest Section (Time)	Start - 1400	1400 - 1200	1200 - 1000	1000 - 800	800 - 600	600 - 400	400 - 200	200 - Finish
1	8	June	1:35.86	0:25.50	64.9 (400-200)	1:35.86	1:21.72 [7]	1:10.35 [7]	0:58.92 [7]	0:46.81 [7]	0:34.78 [7]	0:23.39 [5]	0:12.09 [4]
	(4)	Ben Thompson		0:34.77	400-200 (0:11.29)	(0:14.14)	(0:11.36)	(0:11.44)	(0:12.10)	(0:12.04)	(0:11.39)	(0:11.29)	(0:12.09)
2	3	High Dandy	1:35.89	0:24.72	66.1 (1400-1200)	1:35.89	1:22.30 [3]	1:11.18 [3]	0:59.67 [2]	0:47.46 [2]	0:35.37 [2]	0:23.72 [2]	0:12.17 [2]
	(1)	Courtney Bellamy	0.2L (+5)	0:35.38	1400-1200 (0:11.13)	(0:13.59)	(0:11.13)	(0:11.51)	(0:12.20)	(0:12.09)	(0:11.65)	(0:11.56)	(0:12.17)
3	6	Flying Bat	1:35.99	0:24.36	67.7 (1600 - 1400)	1:35.99	1:22.59 [1]	1:11.63 [1]	0:59.93 [1]	0:47.67 [1]	0:35.67 [1]	0:23.94 [1]	0:12.32 [1]
	(7)	Leah Martyn	0.8L (+5)	0:35.67	1400-1200 (0:10.96)	(0:13.40)	(0:10.96)	(0:11.71)	(0:12.26)	(0:12.00)	(0:11.72)	(0:11.63)	(0:12.32)
4	1	Sosino	1:36.12	0:24.69	66.4 (1600 - 1400)	1:36.12	1:22.66 [2]	1:11.43 [2]	0:59.77 [3]	0:47.53 [3]	0:35.56 [3]	0:23.86 [3]	0:12.37 [3]
	(5)	Jasper Franklin	1.5L (+4)	0:35.57	1400-1200 (0:11.23)	(0:13.46)	(0:11.23)	(0:11.66)	(0:12.23)	(0:11.97)	(0:11.70)	(0:11.50)	(0:12.37)
5	7	Miss Chastain	1:36.34	0:25.17	65.8 (1400-1200)	1:36.34	1:22.37 [5]	1:11.17 [5]	0:59.60 [5]	0:47.37 [6]	0:35.39 [5]	0:23.69 [6]	0:12.12 [5]
	(2)	Daniel Moor	2.9L (+5)	0:35.39	1400-1200 (0:11.20)	(0:13.97)	(0:11.20)	(0:11.57)	(0:12.22)	(0:11.98)	(0:11.70)	(0:11.57)	(0:12.12)
6	4	Capo Strada	1:37.51	0:25.12	65.1 (1400-1200)	1:37.51	1:23.70 [4]	1:12.39 [4]	1:00.88 [4]	0:48.82 [4]	0:36.84 [4]	0:25.15 [4]	0:13.11 [6]
	(3)	Brandon Lerena	9.7L (+1)	0:36.84	1400-1200 (0:11.31)	(0:13.81)	(0:11.31)	(0:11.52)	(0:12.06)	(0:11.98)	(0:11.69)	(0:12.04)	(0:13.11)
7	2	Grinzing Knight	1:39.87	0:25.42	64.0 (1400-1200)	1:39.87	1:25.81 [6]	1:14.46 [6]	1:02.97 [6]	0:51.00 [5]	0:38.92 [6]	0:26.94 [7]	0:14.29 [7]
	(6)	Chelsea Baker	23.6L (+1)	0:38.92	1400-1200 (0:11.36)	(0:14.06)	(0:11.36)	(0:11.49)	(0:11.97)	(0:12.08)	(0:11.98)	(0:12.65)	(0:14.29)

Scratched: Valorous Power (#5)

Report Created: Wed 01 July 2026

(Note: Races are conducted over an approximate distance as close as possible to the advertised distance, and recorded data may vary accordingly. Official times refer to race times only and do not include handicap times.)

[] Position in running at each section and finish TAB# Saddle cloth number

Fastest split

-:-:- No data available at this section

BAR# Barrier/Gate Position

Fastest section

NA No data available

DNF Did not finish

DNT Did not track

DT-W Distance travelled compared to winner in metres

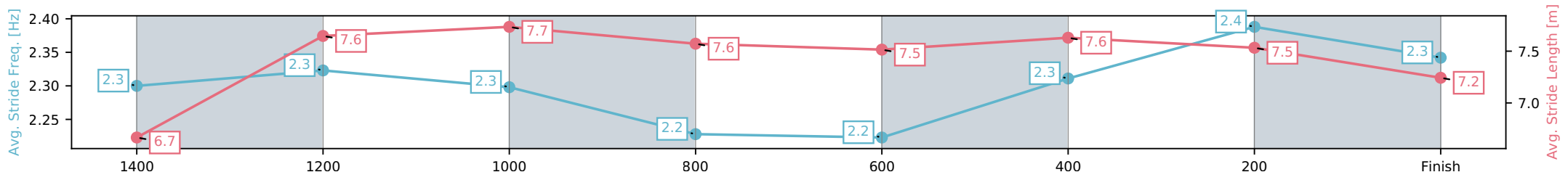
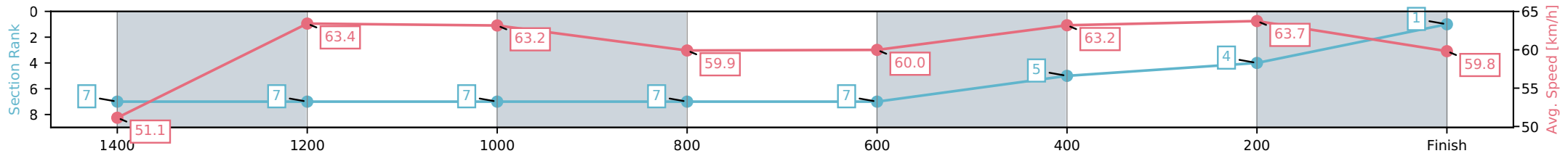
Horse/Jockey Name	June/Ben Thompson
Finish Rank	1
Fastest Section Time (Section)	0:11.29 (400-200)
Top Speed [km/h] (Section)	64.9 (400-200)
Race State	Finished



Eagle Farm QLD --Professional-2026-07-01
 Race 3: LADBROKES MATES MODE BENCHMARK 78
 Handicap - 1600m
 01 July 2026 - 1:43PM
 Track Rating: Soft 5, Weather: Fine, Rail Position: +9m Entire Circuit



Section	L1600	L1400	L1200	L1000	L800	L600	L400	L200
Section Times	1:35.86 (0:14.14)	1:21.72 [7] (0:11.36)	1:10.35 [7] (0:11.44)	0:58.92 [7] (0:12.10)	0:46.81 [7] (0:12.04)	0:34.78 [7] (0:11.39)	0:23.39 [5] (0:11.29)	0:12.09 [4] (0:12.09)
Average Speed [km/h]	51.1	63.4	63.2	59.9	60.0	63.2	63.7	59.8
Top Speed [km/h]	62.7	64.2	64.4	61.8	62.2	64.8	64.9	62.1
Avg. Dist. to Rail [m]	6.5	1.9	2.2	1.6	0.6	0.4	2.3	3.3
Avg. Stride Freq. [Hz]	2.3	2.3	2.3	2.2	2.2	2.3	2.4	2.3
Avg. Stride Length [m]	6.7	7.6	7.7	7.6	7.5	7.6	7.5	7.2



[] Ranking at each section and finish
 -:-:- No data available at this section
 NA No data available

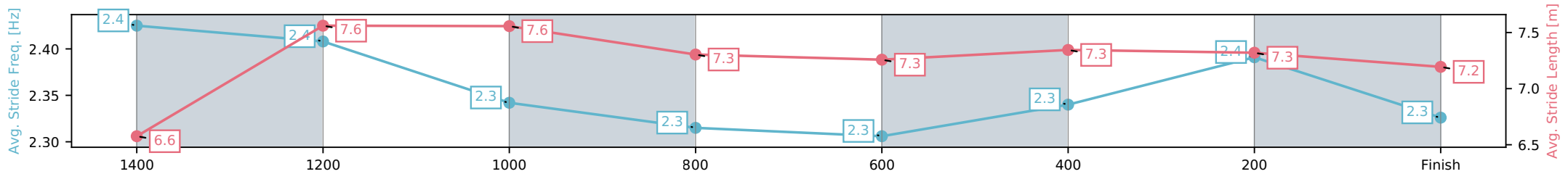
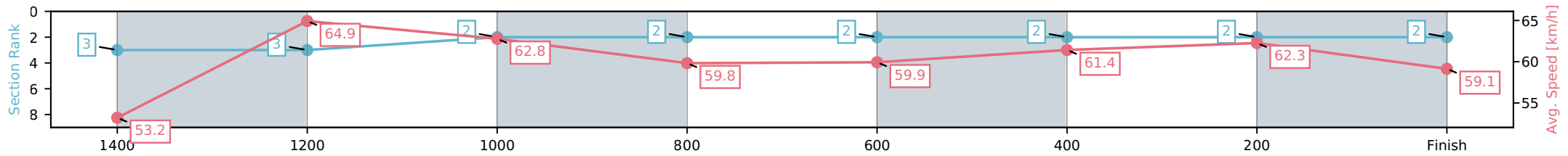
Horse/Jockey Name	High Dandy/Courtney Bellamy
Finish Rank	2
Fastest Section Time (Section)	0:11.13 (1400-1200)
Top Speed [km/h] (Section)	66.1 (1400-1200)
Race State	Finished



Eagle Farm QLD --Professional-2026-07-01
 Race 3: LADBROKES MATES MODE BENCHMARK 78
 Handicap - 1600m
 01 July 2026 - 1:43PM
 Track Rating: Soft 5, Weather: Fine, Rail Position: +9m Entire Circuit



Section	L1600	L1400	L1200	L1000	L800	L600	L400	L200
Section Times	1:35.89 (0:13.59)	1:22.30 [3] (0:11.13)	1:11.18 [3] (0:11.51)	0:59.67 [2] (0:12.20)	0:47.46 [2] (0:12.09)	0:35.37 [2] (0:11.65)	0:23.72 [2] (0:11.56)	0:12.17 [2] (0:12.17)
Average Speed [km/h]	53.2	64.9	62.8	59.8	59.9	61.4	62.3	59.1
Top Speed [km/h]	65.7	66.1	64.3	61.3	61.1	62.5	62.6	61.3
Avg. Dist. to Rail [m]	4.4	2.6	3.2	2.9	1.4	1.3	0.6	1.0
Avg. Stride Freq. [Hz]	2.4	2.4	2.3	2.3	2.3	2.3	2.4	2.3
Avg. Stride Length [m]	6.6	7.6	7.6	7.3	7.3	7.3	7.3	7.2



[] Ranking at each section and finish
 -.-.- No data available at this section
 NA No data available

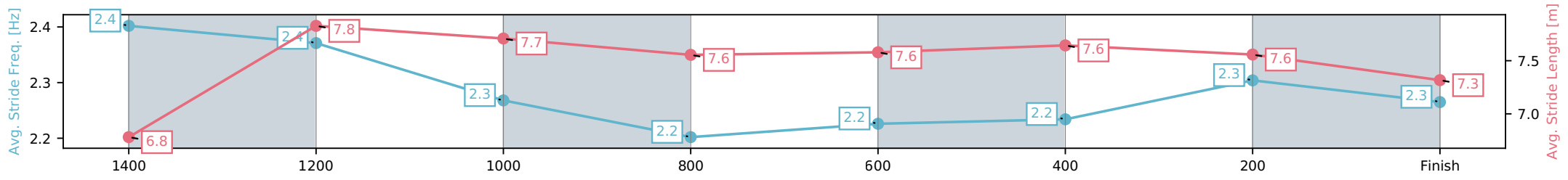
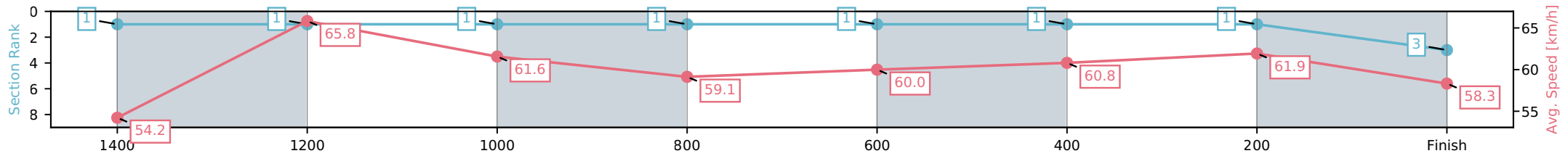
Horse/Jockey Name	Flying Bat/Leah Martyn
Finish Rank	3
Fastest Section Time (Section)	0:10.96 (1400-1200)
Top Speed [km/h] (Section)	67.7 (1600 - 1400)
Race State	Finished



Eagle Farm QLD --Professional-2026-07-01
 Race 3: LADBROKES MATES MODE BENCHMARK 78
 Handicap - 1600m
 01 July 2026 - 1:43PM
 Track Rating: Soft 5, Weather: Fine, Rail Position: +9m Entire Circuit



Section	L1600	L1400	L1200	L1000	L800	L600	L400	L200
Section Times	1:35.99 (0:13.40)	1:22.59 [1] (0:10.96)	1:11.63 [1] (0:11.71)	0:59.93 [1] (0:12.26)	0:47.67 [1] (0:12.00)	0:35.67 [1] (0:11.72)	0:23.94 [1] (0:11.63)	0:12.32 [1] (0:12.32)
Average Speed [km/h]	54.2	65.8	61.6	59.1	60.0	60.8	61.9	58.3
Top Speed [km/h]	67.7	67.1	64.4	59.6	60.9	61.3	63.2	60.4
Avg. Dist. to Rail [m]	10.0	3.4	2.2	1.3	0.5	1.8	0.3	0.4
Avg. Stride Freq. [Hz]	2.4	2.4	2.3	2.2	2.2	2.2	2.3	2.3
Avg. Stride Length [m]	6.8	7.8	7.7	7.6	7.6	7.6	7.6	7.3



Report Created: Wed 01 July 2026 (Note: Timing is based on positional data)

[] Ranking at each section and finish
 -:-:- No data available at this section
 NA No data available



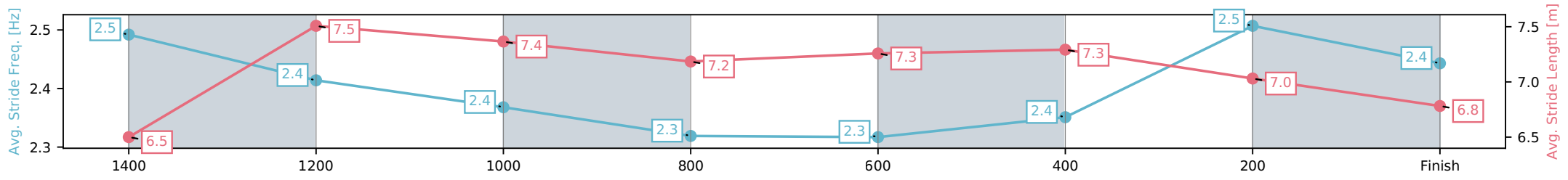
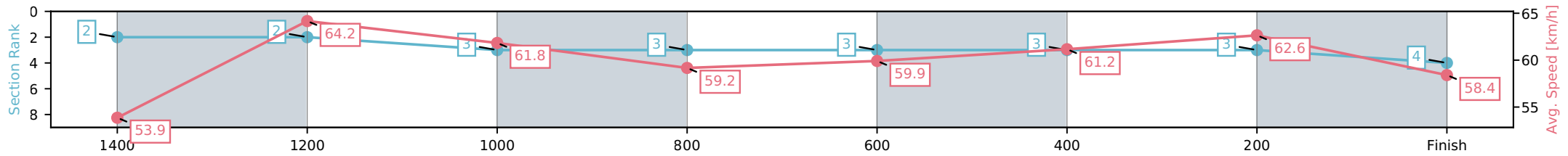
Horse/Jockey Name	Sosino/Jasper Franklin
Finish Rank	4
Fastest Section Time (Section)	0:11.23 (1400-1200)
Top Speed [km/h] (Section)	66.4 (1600 - 1400)
Race State	Finished



Eagle Farm QLD --Professional-2026-07-01
 Race 3: LADBROKES MATES MODE BENCHMARK 78
 Handicap - 1600m
 01 July 2026 - 1:43PM
 Track Rating: Soft 5, Weather: Fine, Rail Position: +9m Entire Circuit



Section	L1600	L1400	L1200	L1000	L800	L600	L400	L200
Section Times	1:36.12 (0:13.46)	1:22.66 [2] (0:11.23)	1:11.43 [2] (0:11.66)	0:59.77 [3] (0:12.23)	0:47.53 [3] (0:11.97)	0:35.56 [3] (0:11.70)	0:23.86 [3] (0:11.50)	0:12.37 [3] (0:12.37)
Average Speed [km/h]	53.9	64.2	61.8	59.2	59.9	61.2	62.6	58.4
Top Speed [km/h]	66.4	65.9	63.2	59.7	61.2	62.6	63.2	61.2
Avg. Dist. to Rail [m]	7.5	1.6	1.8	0.9	0.7	1.4	0.5	0.6
Avg. Stride Freq. [Hz]	2.5	2.4	2.4	2.3	2.3	2.4	2.5	2.4
Avg. Stride Length [m]	6.5	7.5	7.4	7.2	7.3	7.3	7.0	6.8



[] Ranking at each section and finish
 -:-:- No data available at this section
 NA No data available

Horse/Jockey Name	Miss Chastain/Daniel Moor
Finish Rank	5
Fastest Section Time (Section)	0:11.20 (1400-1200)
Top Speed [km/h] (Section)	65.8 (1400-1200)
Race State	Finished



Eagle Farm QLD --Professional-2026-07-01

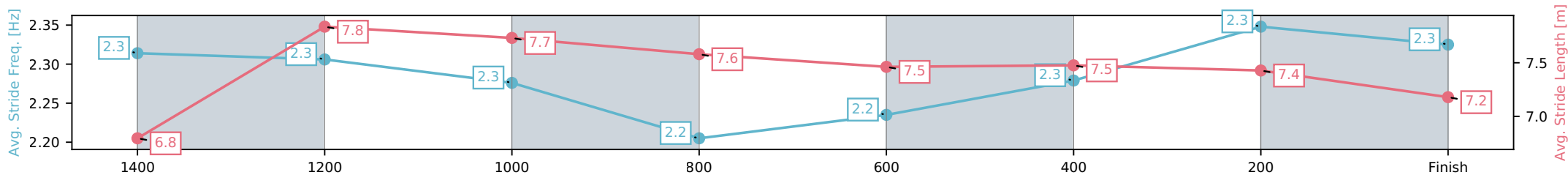
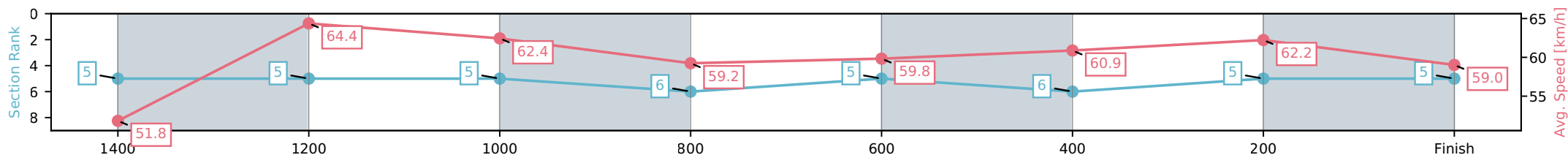
Race 3: LADBROKES MATES MODE BENCHMARK 78
Handicap - 1600m

01 July 2026 - 1:43PM



Track Rating: Soft 5, Weather: Fine, Rail Position: +9m Entire Circuit

Section	L1600	L1400	L1200	L1000	L800	L600	L400	L200
Section Times	1:36.34 (0:13.97)	1:22.37 [5] (0:11.20)	1:11.17 [5] (0:11.57)	0:59.60 [5] (0:12.22)	0:47.37 [6] (0:11.98)	0:35.39 [5] (0:11.70)	0:23.69 [6] (0:11.57)	0:12.12 [5] (0:12.12)
Average Speed [km/h]	51.8	64.4	62.4	59.2	59.8	60.9	62.2	59.0
Top Speed [km/h]	64.5	65.8	64.2	60.4	61.7	62.0	63.0	61.4
Avg. Dist. to Rail [m]	4.6	1.8	2.8	1.4	1.0	2.0	0.6	1.9
Avg. Stride Freq. [Hz]	2.3	2.3	2.3	2.2	2.2	2.3	2.3	2.3
Avg. Stride Length [m]	6.8	7.8	7.7	7.6	7.5	7.5	7.4	7.2



- [] Ranking at each section and finish
- :-:- No data available at this section
- NA No data available

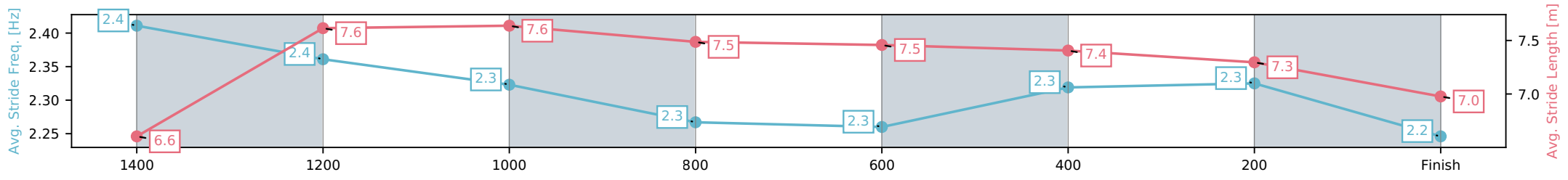
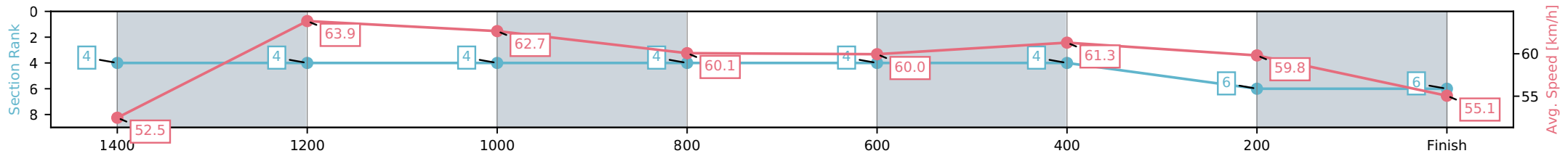
Horse/Jockey Name	Capo Strada/Brandon Lerena
Finish Rank	6
Fastest Section Time (Section)	0:11.31 (1400-1200)
Top Speed [km/h] (Section)	65.1 (1400-1200)
Race State	Finished



Eagle Farm QLD --Professional-2026-07-01
 Race 3: LADBROKES MATES MODE BENCHMARK 78
 Handicap - 1600m
 01 July 2026 - 1:43PM
 Track Rating: Soft 5, Weather: Fine, Rail Position: +9m Entire Circuit



Section	L1600	L1400	L1200	L1000	L800	L600	L400	L200
Section Times	1:37.51 (0:13.81)	1:23.70 [4] (0:11.31)	1:12.39 [4] (0:11.52)	1:00.88 [4] (0:12.06)	0:48.82 [4] (0:11.98)	0:36.84 [4] (0:11.69)	0:25.15 [4] (0:12.04)	0:13.11 [6] (0:13.11)
Average Speed [km/h]	52.5	63.9	62.7	60.1	60.0	61.3	59.8	55.1
Top Speed [km/h]	64.7	65.1	64.1	61.1	60.7	62.5	62.4	56.6
Avg. Dist. to Rail [m]	6.3	3.2	2.8	1.1	0.3	0.9	0.7	1.7
Avg. Stride Freq. [Hz]	2.4	2.4	2.3	2.3	2.3	2.3	2.3	2.2
Avg. Stride Length [m]	6.6	7.6	7.6	7.5	7.5	7.4	7.3	7.0



[] Ranking at each section and finish
 -:-:- No data available at this section
 NA No data available

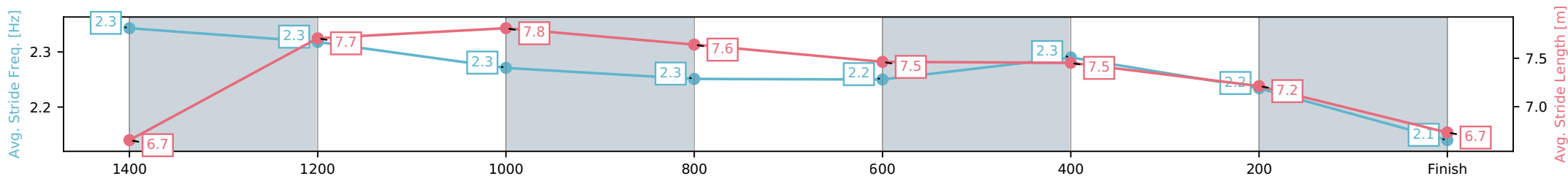
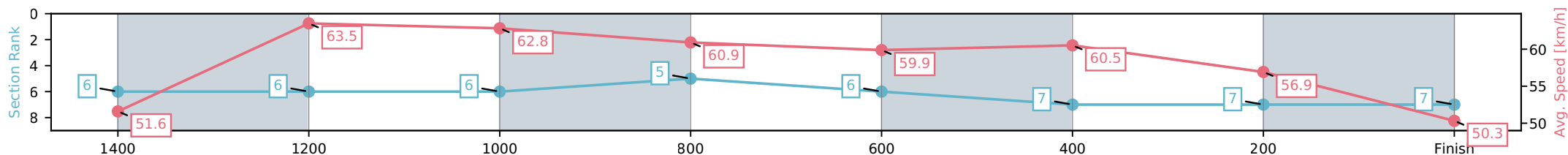
Horse/Jockey Name	Grinzing Knight/Chelsea Baker
Finish Rank	7
Fastest Section Time (Section)	0:11.36 (1400-1200)
Top Speed [km/h] (Section)	64.0 (1400-1200)
Race State	Finished



Eagle Farm QLD --Professional-2026-07-01
 Race 3: LADBROKES MATES MODE BENCHMARK 78
 Handicap - 1600m
 01 July 2026 - 1:43PM
 Track Rating: Soft 5, Weather: Fine, Rail Position: +9m Entire Circuit



Section	L1600	L1400	L1200	L1000	L800	L600	L400	L200
Section Times	1:39.87 (0:14.06)	1:25.81 [6] (0:11.36)	1:14.46 [6] (0:11.49)	1:02.97 [6] (0:11.97)	0:51.00 [5] (0:12.08)	0:38.92 [6] (0:11.98)	0:26.94 [7] (0:12.65)	0:14.29 [7] (0:14.29)
Average Speed [km/h]	51.6	63.5	62.8	60.9	59.9	60.5	56.9	50.3
Top Speed [km/h]	62.9	64.0	63.5	62.0	61.1	61.0	59.8	54.2
Avg. Dist. to Rail [m]	8.5	2.9	3.0	2.4	1.3	1.1	1.9	1.4
Avg. Stride Freq. [Hz]	2.3	2.3	2.3	2.3	2.2	2.3	2.2	2.1
Avg. Stride Length [m]	6.7	7.7	7.8	7.6	7.5	7.5	7.2	6.7



[] Ranking at each section and finish
 -:-:- No data available at this section
 NA No data available



Eagle Farm QLD

Race 4: SKY RACING QTIS Three-Year-Old Maiden Plate - 1200m

01 July 2026 - 2:19PM

Track Rating: Soft 5, Weather: Fine, Rail Position: +9m Entire Circuit



BRISBANE RACING CLUB

Field Times	1:10.76	0:57.18	0:45.82	0:34.57	0:23.33	0:12.10
(Race Tempo)	(0:13.58)	(0:11.36)	(0:11.26)	(0:11.24)	(0:11.23)	(0:12.10)

Rank	TAB#	Horse	Overall Time	First 400m	Top Speed km/h (Section)	L1200	L1000	L800	L600	L400	L200		
	(BAR#)	Jockey	Margin (DT-W)	Last 600m	Fastest Section (Time)	Start - 1000	1000 - 800	800 - 600	600 - 400	400 - 200	200 - Finish		
1	11	Our Huntress	1:10.76	0:24.94	66.9 (1200 - 1000)	1:10.76	0:57.18 [1]	0:45.82 [1]	0:34.57 [1]	0:23.33 [1]	0:12.10 [1]		
	(6)	Ben Thompson		0:34.57	400-200 (0:11.23)	(0:13.58)	(0:11.36)	(0:11.26)	(0:11.24)	(0:11.23)	(0:12.10)		
2	13	Toobloos	1:11.21	0:25.50	66.1 (400-200)	1:11.21	0:57.15 [5]	0:45.71 [5]	0:34.32 [6]	0:23.21 [6]	0:11.97 [5]		
	(1)	Dylan Turner	2.6L (-3)	0:34.32	600-400 (0:11.11)	(0:14.06)	(0:11.44)	(0:11.39)	(0:11.11)	(0:11.24)	(0:11.97)		
3	8	Arctic Bright	1:11.21	0:25.10	65.5 (1000-800)	1:11.21	0:57.41 [2]	0:46.12 [2]	0:34.86 [2]	0:23.62 [2]	0:12.32 [3]		
	(3)	Cejay Graham	2.7L (-7)	0:34.86	600-400 (0:11.24)	(0:13.80)	(0:11.30)	(0:11.26)	(0:11.24)	(0:11.30)	(0:12.32)		
4	7	Agadoo	1:11.41	0:25.24	66.2 (400-200)	1:11.41	0:57.37 [4]	0:46.17 [4]	0:34.99 [3]	0:23.79 [3]	0:12.54 [2]		
	(7)	Anthony Allen	3.9L (-11)	0:34.99	800-600 (0:11.18)	(0:14.04)	(0:11.20)	(0:11.18)	(0:11.20)	(0:11.25)	(0:12.54)		
5	6	St Andrews	1:11.70	0:25.59	65.7 (400-200)	1:11.70	0:57.48 [6]	0:46.10 [6]	0:34.94 [5]	0:23.82 [5]	0:12.50 [4]		
	(5)	Benjamin Osmond	5.5L (-8)	0:34.93	600-400 (0:11.12)	(0:14.22)	(0:11.37)	(0:11.17)	(0:11.12)	(0:11.31)	(0:12.50)		
6	1	Grandstander	1:11.81	0:25.21	65.1 (1200 - 1000)	1:11.81	0:58.01 [2]	0:46.60 [3]	0:35.19 [4]	0:24.02 [4]	0:12.54 [6]		
	(2)	Kyle Wilson-Taylor	6.2L (+3)	0:35.19	600-400 (0:11.16)	(0:13.80)	(0:11.41)	(0:11.42)	(0:11.16)	(0:11.49)	(0:12.54)		
7	5	Oliverjohnny	1:12.19	0:26.09	66.3 (800-600)	1:12.19	0:57.62 [9]	0:46.09 [9]	0:34.82 [10]	0:23.67 [10]	0:12.29 [10]		
	(10)	Ashley Butler	8.4L (-9)	0:34.82	600-400 (0:11.15)	(0:14.57)	(0:11.52)	(0:11.27)	(0:11.15)	(0:11.38)	(0:12.29)		
8	14	Queen Of The Moon	1:12.26	0:25.76	66.4 (800-600)	1:12.26	0:57.89 [8]	0:46.50 [7]	0:35.24 [7]	0:24.07 [8]	0:12.61 [8]		
	(8)	Leah Martyn	8.8L (-8)	0:35.24	600-400 (0:11.17)	(0:14.37)	(0:11.39)	(0:11.26)	(0:11.17)	(0:11.46)	(0:12.61)		
9	9	Enterprise Jamayka	1:12.29	0:25.84	65.9 (600-400)	1:12.29	0:57.94 [7]	0:46.45 [8]	0:35.17 [8]	0:24.11 [7]	0:12.72 [7]		
	(4)	Corey Sutherland	9.0L (-8)	0:35.17	600-400 (0:11.06)	(0:14.36)	(0:11.48)	(0:11.28)	(0:11.06)	(0:11.39)	(0:12.72)		
10	4	Occupation	1:12.60	0:26.23	66.6 (600-400)	1:12.60	0:57.96 [10]	0:46.37 [10]	0:35.24 [9]	0:24.14 [9]	0:12.72 [9]		
	(9)	Jake Bayliss	10.8L (-6)	0:35.24	600-400 (0:11.10)	(0:14.64)	(0:11.59)	(0:11.13)	(0:11.10)	(0:11.42)	(0:12.72)		

Scratched: Moscow Mule (#3), Love Rebel (#10), Red Moon Rising (#12), Mr Betterman (#15)

Report Created: Wed 01 July 2026

(Note: Races are conducted over an approximate distance as close as possible to the advertised distance, and recorded data may vary accordingly. Official times refer to race times only and do not include handicap times.)

[] Position in running at each section and finish
 TAB# Saddle cloth number
 -:-- No data available at this section
 NA No data available
 DNT Did not track

BAR# Barrier/Gate Position
 DNF Did not finish
 DT-W Distance travelled compared to winner in metres

Fastest split
 Fastest section

data processed by TRIPLES DATA



Eagle Farm QLD

Race 4: SKY RACING QTIS Three-Year-Old Maiden Plate - 1200m

01 July 2026 - 2:19PM

Track Rating: Soft 5, Weather: Fine, Rail Position: +9m Entire Circuit



BRISBANE
RACING CLUB

Field Times (Race Tempo) 1:10.76 (0:13.58) 0:57.18 (0:11.36) 0:45.82 (0:11.26) 0:34.57 (0:11.24) 0:23.33 (0:11.23) 0:12.10 (0:12.10)

Rank	TAB#	Horse	Overall Time	First 400m	Top Speed km/h (Section)	L1200	L1000	L800	L600	L400	L200		
	(BAR#)	Jockey	Margin (DT-W)	Last 600m	Fastest Section (Time)	Start - 1000	1000 - 800	800 - 600	600 - 400	400 - 200	200 - Finish		
11	2	King Of Kisses	1:12.79	0:26.56	67.4 (600-400)	1:12.79	0:57.99 [11]	0:46.23 [11]	0:35.05 [11]	0:24.15 [11]	0:12.74 [11]		
	(11)	Boris Thornton	11.9L (-8)	0:35.05	600-400 (0:10.91)	(0:14.80)	(0:11.76)	(0:11.18)	(0:10.91)	(0:11.40)	(0:12.74)		

Scratched: Moscow Mule (#3), Love Rebel (#10), Red Moon Rising (#12), Mr Betterman (#15)

Report Created: Wed 01 July 2026

(Note: Races are conducted over an approximate distance as close as possible to the advertised distance, and recorded data may vary accordingly. Official times refer to race times only and do not include handicap times.)

[] Position in running at each section and finish TAB# Saddle cloth number

-:-:- No data available at this section

NA No data available

DNT Did not track

BAR# Barrier/Gate Position

DNF Did not finish

DT-W Distance travelled compared to winner in metres

Fastest split

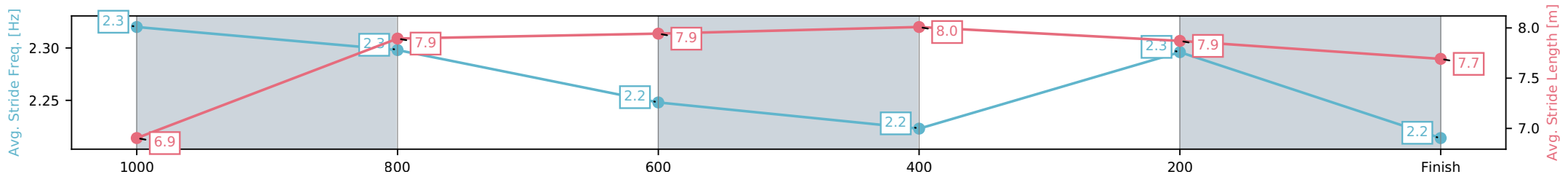
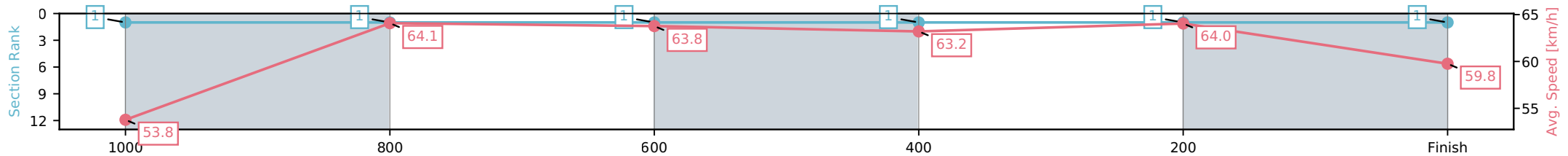
Fastest section

data processed by TRIPLES DATA

Horse/Jockey Name	Our Huntress/Ben Thompson
Finish Rank	1
Fastest Section Time (Section)	0:11.23 (400-200)
Top Speed [km/h] (Section)	66.9 (1200 - 1000)
Race State	Finished



Section	L1200	L1000	L800	L600	L400	L200
Section Times	1:10.76 (0:13.58)	0:57.18 [1] (0:11.36)	0:45.82 [1] (0:11.26)	0:34.57 [1] (0:11.24)	0:23.33 [1] (0:11.23)	0:12.10 [1] (0:12.10)
Average Speed [km/h]	53.8	64.1	63.8	63.2	64.0	59.8
Top Speed [km/h]	66.9	66.4	64.3	64.2	64.9	62.6
Avg. Dist. to Rail [m]	5.9	2.1	0.7	2.6	1.5	0.7
Avg. Stride Freq. [Hz]	2.3	2.3	2.2	2.2	2.3	2.2
Avg. Stride Length [m]	6.9	7.9	7.9	8.0	7.9	7.7

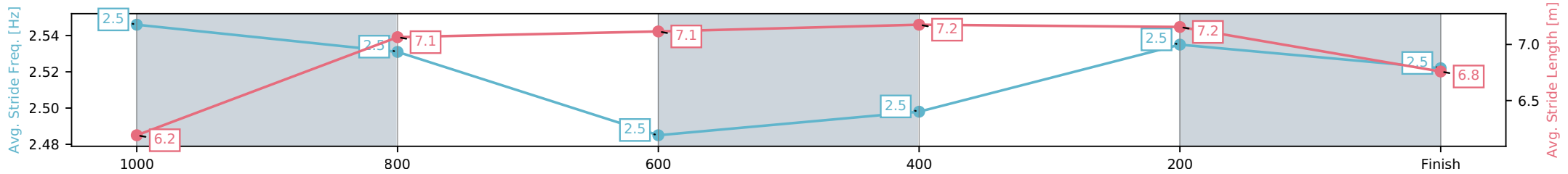
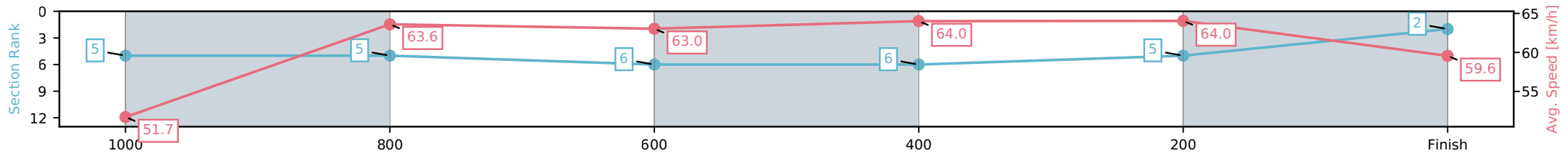


[] Ranking at each section and finish
 -:-:- No data available at this section
 NA No data available

Horse/Jockey Name	Toobloos/Dylan Turner
Finish Rank	2
Fastest Section Time (Section)	0:11.11 (600-400)
Top Speed [km/h] (Section)	66.1 (400-200)
Race State	Finished



Section	L1200	L1000	L800	L600	L400	L200
Section Times	1:11.21 (0:14.06)	0:57.15 [5] (0:11.44)	0:45.71 [5] (0:11.39)	0:34.32 [6] (0:11.11)	0:23.21 [6] (0:11.24)	0:11.97 [5] (0:11.97)
Average Speed [km/h]	51.7	63.6	63.0	64.0	64.0	59.6
Top Speed [km/h]	62.8	64.5	63.6	65.9	66.1	63.4
Avg. Dist. to Rail [m]	1.6	2.2	0.7	2.4	0.7	4.2
Avg. Stride Freq. [Hz]	2.5	2.5	2.5	2.5	2.5	2.5
Avg. Stride Length [m]	6.2	7.1	7.1	7.2	7.2	6.8



[] Ranking at each section and finish
 -:-:- No data available at this section
 NA No data available

Horse/Jockey Name	Arctic Bright/Cejay Graham
Finish Rank	3
Fastest Section Time (Section)	0:11.24 (600-400)
Top Speed [km/h] (Section)	65.5 (1000-800)
Race State	Finished



Eagle Farm QLD --Professional-2026-07-01

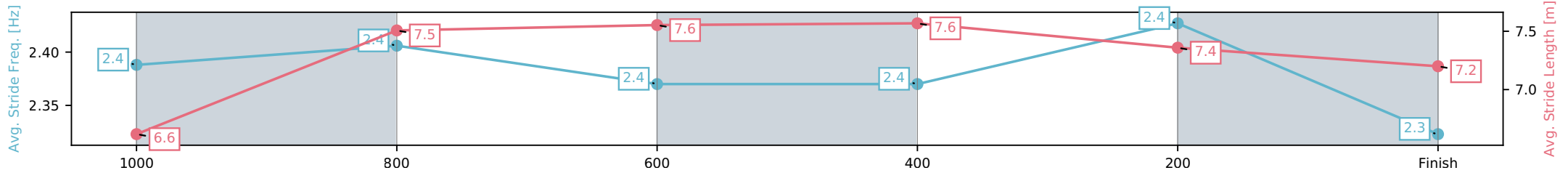
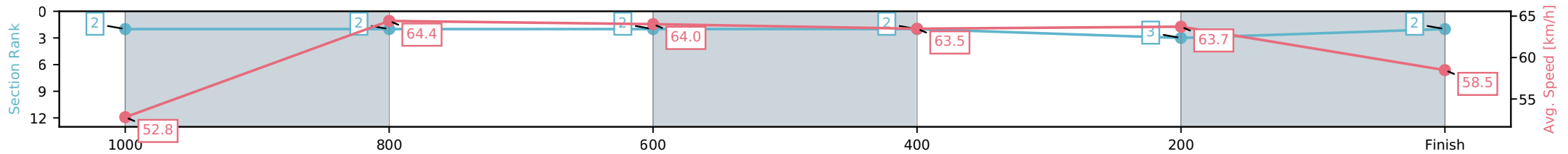
Race 4: SKY RACING QTIS Three-Year-Old Maiden Plate - 1200m

01 July 2026 - 2:19PM



Track Rating: Soft 5, Weather: Fine, Rail Position: +9m Entire Circuit

Section	L1200	L1000	L800	L600	L400	L200
Section Times	1:11.21 (0:13.80)	0:57.41 [2] (0:11.30)	0:46.12 [2] (0:11.26)	0:34.86 [2] (0:11.24)	0:23.62 [2] (0:11.30)	0:12.32 [3] (0:12.32)
Average Speed [km/h]	52.8	64.4	64.0	63.5	63.7	58.5
Top Speed [km/h]	64.5	65.5	64.4	64.1	64.7	62.1
Avg. Dist. to Rail [m]	3.9	2.0	0.6	1.3	1.0	1.6
Avg. Stride Freq. [Hz]	2.4	2.4	2.4	2.4	2.4	2.3
Avg. Stride Length [m]	6.6	7.5	7.6	7.6	7.4	7.2



- [] Ranking at each section and finish
- :-:- No data available at this section
- NA No data available

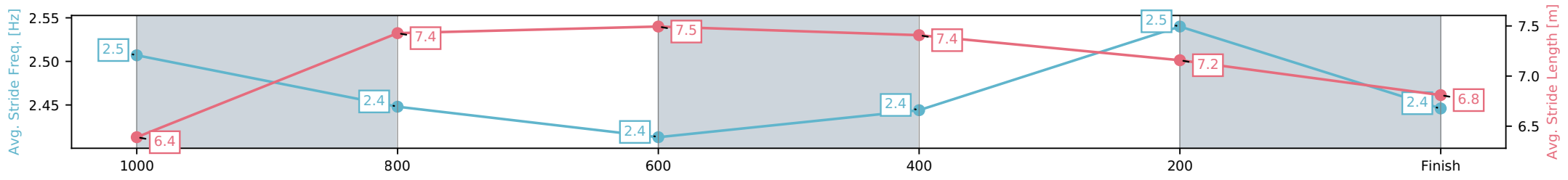
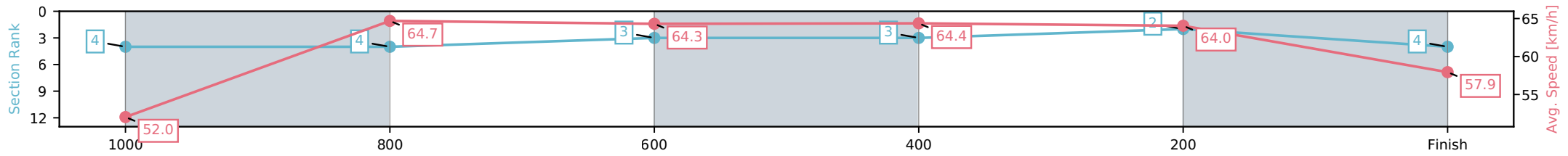
Horse/Jockey Name	Agadoo/Anthony Allen
Finish Rank	4
Fastest Section Time (Section)	0:11.18 (800-600)
Top Speed [km/h] (Section)	66.2 (400-200)
Race State	Finished



Eagle Farm QLD --Professional-2026-07-01
 Race 4: SKY RACING QTIS Three-Year-Old Maiden Plate - 1200m
 01 July 2026 - 2:19PM
 Track Rating: Soft 5, Weather: Fine, Rail Position: +9m Entire Circuit



Section	L1200	L1000	L800	L600	L400	L200
Section Times	1:11.41 (0:14.04)	0:57.37 [4] (0:11.20)	0:46.17 [4] (0:11.18)	0:34.99 [3] (0:11.20)	0:23.79 [3] (0:11.25)	0:12.54 [2] (0:12.54)
Average Speed [km/h]	52.0	64.7	64.3	64.4	64.0	57.9
Top Speed [km/h]	63.8	65.2	64.7	65.6	66.2	61.9
Avg. Dist. to Rail [m]	5.2	1.2	0.2	0.6	2.1	1.9
Avg. Stride Freq. [Hz]	2.5	2.4	2.4	2.4	2.5	2.4
Avg. Stride Length [m]	6.4	7.4	7.5	7.4	7.2	6.8



[] Ranking at each section and finish
 -:-:- No data available at this section
 NA No data available

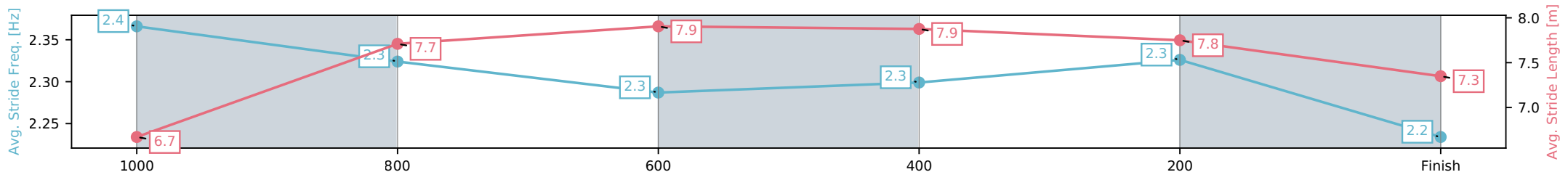

Horse/Jockey Name	St Andrews/Benjamin Osmond
Finish Rank	5
Fastest Section Time (Section)	0:11.12 (600-400)
Top Speed [km/h] (Section)	65.7 (400-200)
Race State	Finished



Eagle Farm QLD --Professional-2026-07-01
 Race 4: SKY RACING QTIS Three-Year-Old Maiden Plate - 1200m
 01 July 2026 - 2:19PM
 Track Rating: Soft 5, Weather: Fine, Rail Position: +9m Entire Circuit



Section	L1200	L1000	L800	L600	L400	L200
Section Times	1:11.70 (0:14.22)	0:57.48 [6] (0:11.37)	0:46.10 [6] (0:11.17)	0:34.94 [5] (0:11.12)	0:23.82 [5] (0:11.31)	0:12.50 [4] (0:12.50)
Average Speed [km/h]	51.3	63.9	64.2	64.4	63.6	57.6
Top Speed [km/h]	63.5	64.9	65.0	65.3	65.7	61.2
Avg. Dist. to Rail [m]	4.3	2.0	0.8	1.4	2.0	3.6
Avg. Stride Freq. [Hz]	2.4	2.3	2.3	2.3	2.3	2.2
Avg. Stride Length [m]	6.7	7.7	7.9	7.9	7.8	7.3



[] Ranking at each section and finish
 -.-.- No data available at this section
 NA No data available

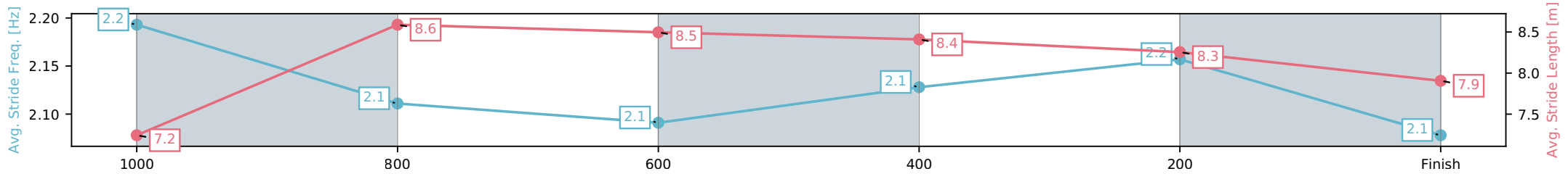
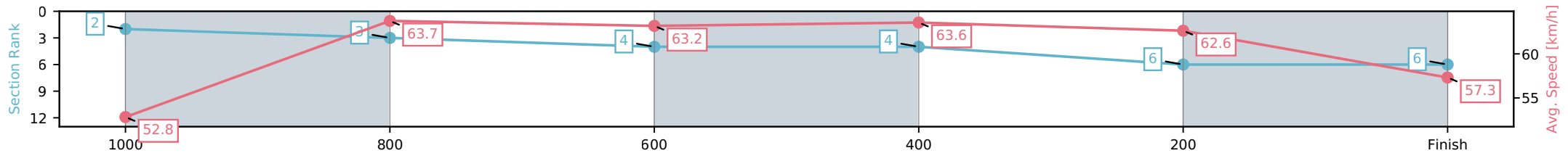
Horse/Jockey Name	Grandstander/Kyle Wilson-Taylor
Finish Rank	6
Fastest Section Time (Section)	0:11.16 (600-400)
Top Speed [km/h] (Section)	65.1 (1200 - 1000)
Race State	Finished



Eagle Farm QLD --Professional-2026-07-01
 Race 4: SKY RACING QTIS Three-Year-Old Maiden Plate - 1200m
 01 July 2026 - 2:19PM
 Track Rating: Soft 5, Weather: Fine, Rail Position: +9m Entire Circuit



Section	L1200	L1000	L800	L600	L400	L200
Section Times	1:11.81 (0:13.80)	0:58.01 [2] (0:11.41)	0:46.60 [3] (0:11.42)	0:35.19 [4] (0:11.16)	0:24.02 [4] (0:11.49)	0:12.54 [6] (0:12.54)
Average Speed [km/h]	52.8	63.7	63.2	63.6	62.6	57.3
Top Speed [km/h]	65.1	64.8	64.0	64.1	64.3	61.2
Avg. Dist. to Rail [m]	3.1	2.2	0.9	3.1	2.2	0.6
Avg. Stride Freq. [Hz]	2.2	2.1	2.1	2.1	2.2	2.1
Avg. Stride Length [m]	7.2	8.6	8.5	8.4	8.3	7.9



[] Ranking at each section and finish
 -.-.- No data available at this section
 NA No data available

Horse/Jockey Name	Oliverjohnny/Ashley Butler
Finish Rank	7
Fastest Section Time (Section)	0:11.15 (600-400)
Top Speed [km/h] (Section)	66.3 (800-600)
Race State	Finished



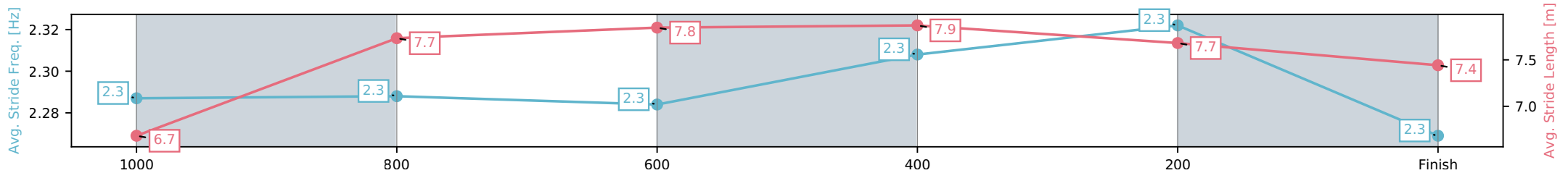
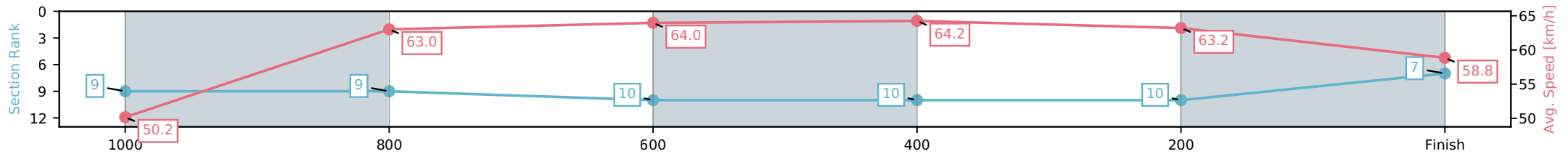
Eagle Farm QLD --Professional-2026-07-01
 Race 4: SKY RACING QTIS Three-Year-Old Maiden Plate - 1200m



01 July 2026 - 2:19PM

Track Rating: Soft 5, Weather: Fine, Rail Position: +9m Entire Circuit

Section	L1200	L1000	L800	L600	L400	L200
Section Times	1:12.19 (0:14.57)	0:57.62 [9] (0:11.52)	0:46.09 [9] (0:11.27)	0:34.82 [10] (0:11.15)	0:23.67 [10] (0:11.38)	0:12.29 [10] (0:12.29)
Average Speed [km/h]	50.2	63.0	64.0	64.2	63.2	58.8
Top Speed [km/h]	62.1	65.2	66.3	65.9	64.1	62.3
Avg. Dist. to Rail [m]	6.6	1.6	0.4	1.0	1.9	4.0
Avg. Stride Freq. [Hz]	2.3	2.3	2.3	2.3	2.3	2.3
Avg. Stride Length [m]	6.7	7.7	7.8	7.9	7.7	7.4



- [] Ranking at each section and finish
- :-:- No data available at this section
- NA No data available

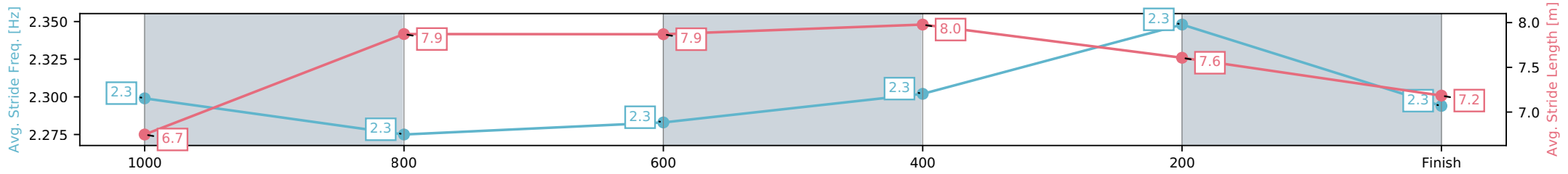
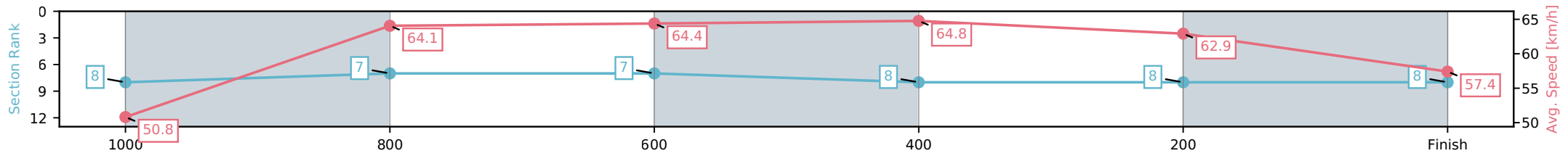
Horse/Jockey Name	Queen Of The Moon/Leah Martyn
Finish Rank	8
Fastest Section Time (Section)	0:11.17 (600-400)
Top Speed [km/h] (Section)	66.4 (800-600)
Race State	Finished



Eagle Farm QLD --Professional-2026-07-01
 Race 4: SKY RACING QTIS Three-Year-Old Maiden Plate - 1200m
 01 July 2026 - 2:19PM
 Track Rating: Soft 5, Weather: Fine, Rail Position: +9m Entire Circuit



Section	L1200	L1000	L800	L600	L400	L200
Section Times	1:12.26 (0:14.37)	0:57.89 [8] (0:11.39)	0:46.50 [7] (0:11.26)	0:35.24 [7] (0:11.17)	0:24.07 [8] (0:11.46)	0:12.61 [8] (0:12.61)
Average Speed [km/h]	50.8	64.1	64.4	64.8	62.9	57.4
Top Speed [km/h]	61.8	64.9	66.4	65.6	64.3	61.1
Avg. Dist. to Rail [m]	6.2	2.8	1.5	1.1	4.8	5.3
Avg. Stride Freq. [Hz]	2.3	2.3	2.3	2.3	2.3	2.3
Avg. Stride Length [m]	6.7	7.9	7.9	8.0	7.6	7.2

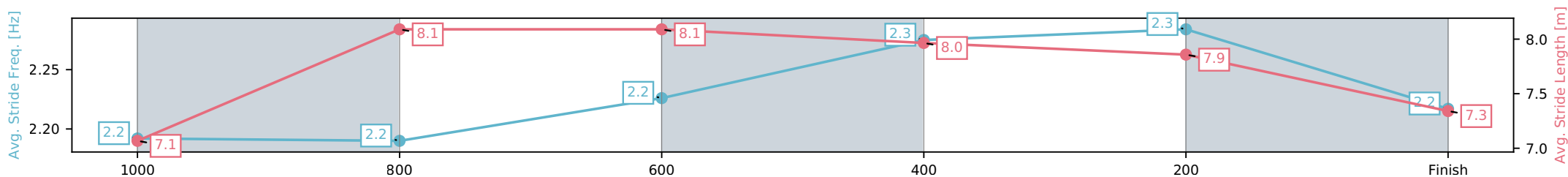
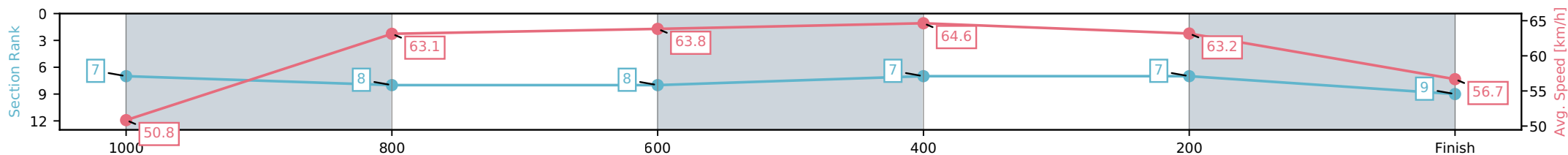


[] Ranking at each section and finish
 -:-:- No data available at this section
 NA No data available

Horse/Jockey Name	Enterprise Jamayka/Corey Sutherland
Finish Rank	9
Fastest Section Time (Section)	0:11.06 (600-400)
Top Speed [km/h] (Section)	65.9 (600-400)
Race State	Finished



Section	L1200	L1000	L800	L600	L400	L200
Section Times	1:12.29 (0:14.36)	0:57.94 [7] (0:11.48)	0:46.45 [8] (0:11.28)	0:35.17 [8] (0:11.06)	0:24.11 [7] (0:11.39)	0:12.72 [7] (0:12.72)
Average Speed [km/h]	50.8	63.1	63.8	64.6	63.2	56.7
Top Speed [km/h]	62.2	64.6	65.3	65.9	65.0	60.8
Avg. Dist. to Rail [m]	3.1	1.3	0.4	1.4	2.8	4.4
Avg. Stride Freq. [Hz]	2.2	2.2	2.2	2.3	2.3	2.2
Avg. Stride Length [m]	7.1	8.1	8.1	8.0	7.9	7.3

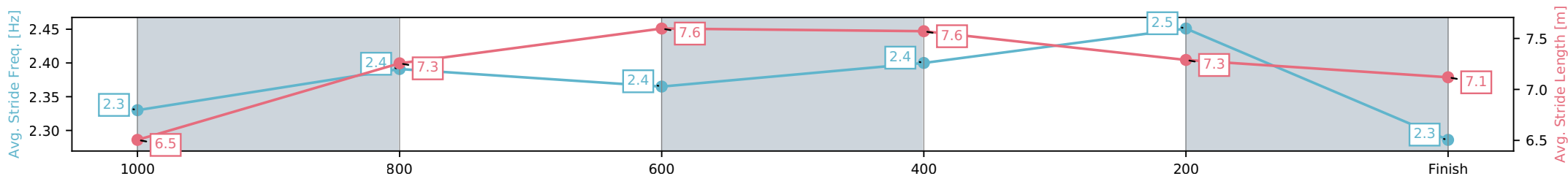
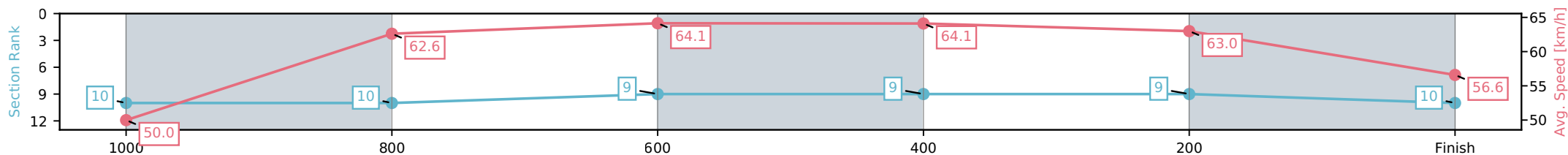


- [] Ranking at each section and finish
- :-:- No data available at this section
- NA No data available

Horse/Jockey Name	Occupation/Jake Bayliss
Finish Rank	10
Fastest Section Time (Section)	0:11.10 (600-400)
Top Speed [km/h] (Section)	66.6 (600-400)
Race State	Finished



Section	L1200	L1000	L800	L600	L400	L200
Section Times	1:12.60 (0:14.64)	0:57.96 [10] (0:11.59)	0:46.37 [10] (0:11.13)	0:35.24 [9] (0:11.10)	0:24.14 [9] (0:11.42)	0:12.72 [9] (0:12.72)
Average Speed [km/h]	50.0	62.6	64.1	64.1	63.0	56.6
Top Speed [km/h]	60.4	65.4	66.5	66.6	65.3	59.7
Avg. Dist. to Rail [m]	6.6	1.5	1.8	2.4	3.4	5.3
Avg. Stride Freq. [Hz]	2.3	2.4	2.4	2.4	2.5	2.3
Avg. Stride Length [m]	6.5	7.3	7.6	7.6	7.3	7.1



Horse/Jockey Name	King Of Kisses/Boris Thornton
Finish Rank	11
Fastest Section Time (Section)	0:10.91 (600-400)
Top Speed [km/h] (Section)	67.4 (600-400)
Race State	Finished



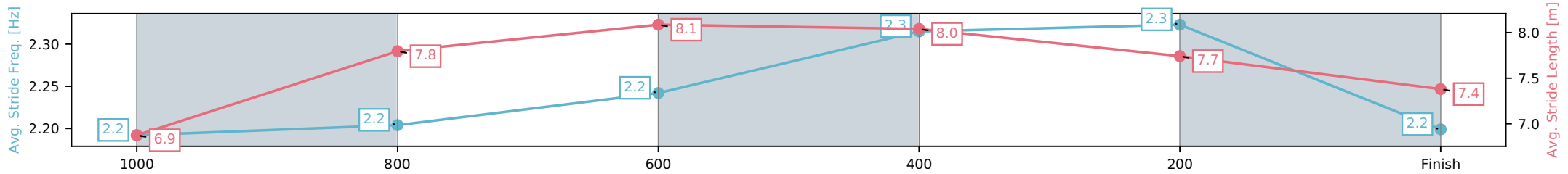
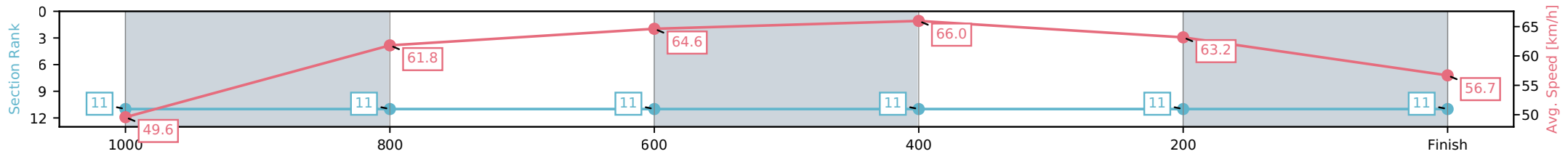
Eagle Farm QLD --Professional-2026-07-01
 Race 4: SKY RACING QTIS Three-Year-Old Maiden Plate - 1200m



01 July 2026 - 2:19PM

Track Rating: Soft 5, Weather: Fine, Rail Position: +9m Entire Circuit

Section	L1200	L1000	L800	L600	L400	L200
Section Times	1:12.79 (0:14.80)	0:57.99 [11] (0:11.76)	0:46.23 [11] (0:11.18)	0:35.05 [11] (0:10.91)	0:24.15 [11] (0:11.40)	0:12.74 [11] (0:12.74)
Average Speed [km/h]	49.6	61.8	64.6	66.0	63.2	56.7
Top Speed [km/h]	61.0	65.9	67.1	67.4	65.8	59.7
Avg. Dist. to Rail [m]	8.2	2.0	0.8	0.4	3.8	4.1
Avg. Stride Freq. [Hz]	2.2	2.2	2.2	2.3	2.3	2.2
Avg. Stride Length [m]	6.9	7.8	8.1	8.0	7.7	7.4



- [] Ranking at each section and finish
- :-:- No data available at this section
- NA No data available

Horse/Jockey Name	Moonan Quartz/Bella Youngberry
Finish Rank	1
Fastest Section Time (Section)	0:10.88 (1200-1000)
Top Speed [km/h] (Section)	67.9 (1200-1000)
Race State	Finished



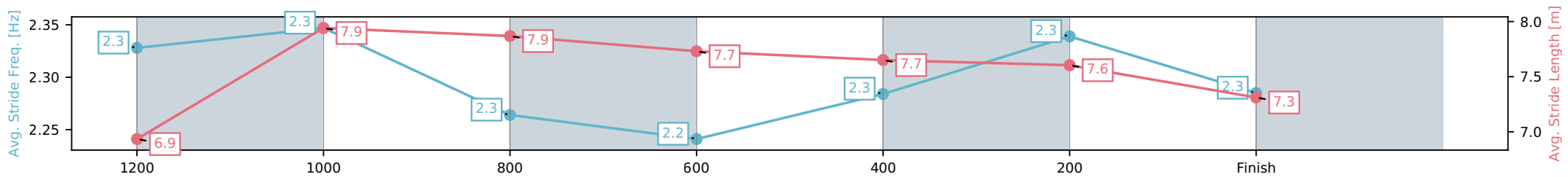
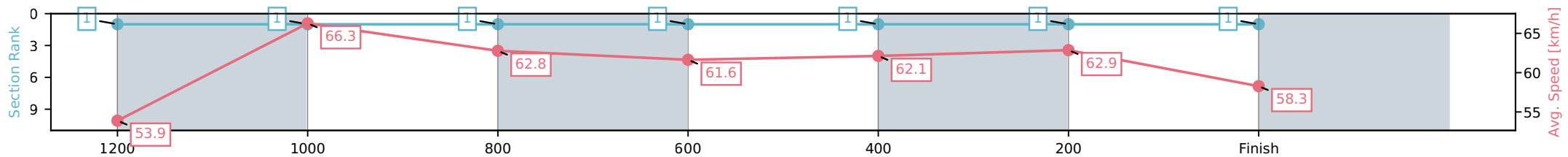
Eagle Farm QLD --Professional-2026-07-01
 Race 5: MEKKA RACEDAY ON SALE NOW Class 3 Handicap - 1400m



01 July 2026 - 2:53PM

Track Rating: Soft 5, Weather: Fine, Rail Position: +9m Entire Circuit

Section	L1400	L1200	L1000	L800	L600	L400	L200
Section Times	1:23.32 (0:13.62)	1:09.70 [1] (0:10.88)	0:58.82 [1] (0:11.63)	0:47.19 [1] (0:11.77)	0:35.42 [1] (0:11.56)	0:23.86 [1] (0:11.46)	0:12.40 [1] (0:12.40)
Average Speed [km/h]	53.9	66.3	62.8	61.6	62.1	62.9	58.3
Top Speed [km/h]	65.8	67.9	64.8	62.2	62.9	64.0	61.9
Avg. Dist. to Rail [m]	4.1	2.9	2.9	1.9	0.8	0.8	1.5
Avg. Stride Freq. [Hz]	2.3	2.3	2.3	2.2	2.3	2.3	2.3
Avg. Stride Length [m]	6.9	7.9	7.9	7.7	7.7	7.6	7.3



- [] Ranking at each section and finish
- :-:- No data available at this section
- NA No data available

Horse/Jockey Name	Diamond Show/Courtney Bellamy
Finish Rank	2
Fastest Section Time (Section)	0:11.07 (600-400)
Top Speed [km/h] (Section)	65.9 (600-400)
Race State	Finished



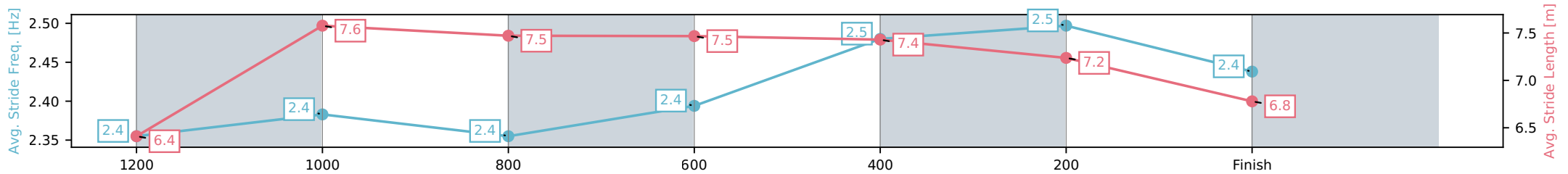
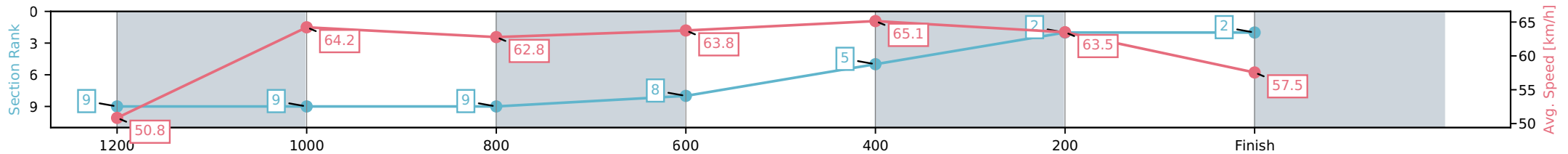
Eagle Farm QLD --Professional-2026-07-01
 Race 5: MEKKA RACEDAY ON SALE NOW Class 3 Handicap - 1400m



01 July 2026 - 2:53PM

Track Rating: Soft 5, Weather: Fine, Rail Position: +9m Entire Circuit

Section	L1400	L1200	L1000	L800	L600	L400	L200
Section Times	1:23.71 (0:14.43)	1:09.28 [9] (0:11.27)	0:58.00 [9] (0:11.69)	0:46.31 [9] (0:11.38)	0:34.93 [8] (0:11.07)	0:23.86 [5] (0:11.31)	0:12.55 [2] (0:12.55)
Average Speed [km/h]	50.8	64.2	62.8	63.8	65.1	63.5	57.5
Top Speed [km/h]	64.6	65.4	64.3	65.5	65.9	65.2	61.7
Avg. Dist. to Rail [m]	4.8	4.6	4.0	1.5	0.6	4.6	7.5
Avg. Stride Freq. [Hz]	2.4	2.4	2.4	2.4	2.5	2.5	2.4
Avg. Stride Length [m]	6.4	7.6	7.5	7.5	7.4	7.2	6.8



- [] Ranking at each section and finish
- :-:- No data available at this section
- NA No data available

Horse/Jockey Name	Our Smokeshow/Michael Rodd
Finish Rank	3
Fastest Section Time (Section)	0:11.16 (1200-1000)
Top Speed [km/h] (Section)	65.6 (1200-1000)
Race State	Finished



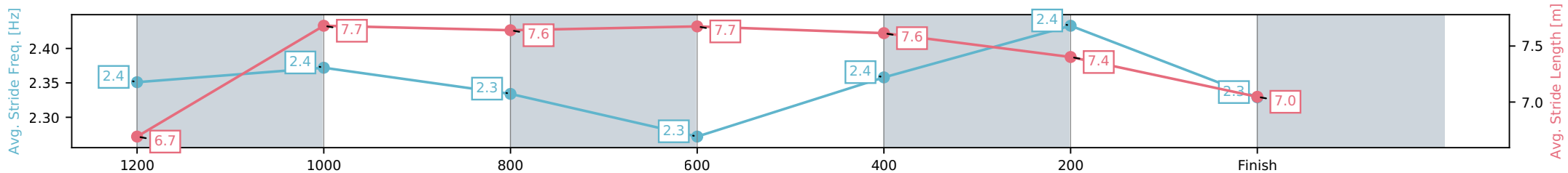
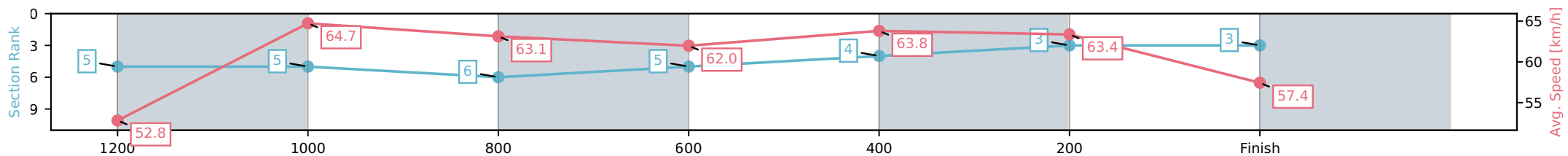
Eagle Farm QLD --Professional-2026-07-01
 Race 5: MEKKA RACEDAY ON SALE NOW Class 3 Handicap - 1400m



01 July 2026 - 2:53PM

Track Rating: Soft 5, Weather: Fine, Rail Position: +9m Entire Circuit

Section	L1400	L1200	L1000	L800	L600	L400	L200
Section Times	1:23.73 (0:13.88)	1:09.85 [5] (0:11.16)	0:58.69 [5] (0:11.62)	0:47.07 [6] (0:11.77)	0:35.30 [5] (0:11.38)	0:23.92 [4] (0:11.37)	0:12.56 [3] (0:12.56)
Average Speed [km/h]	52.8	64.7	63.1	62.0	63.8	63.4	57.4
Top Speed [km/h]	65.0	65.6	64.5	63.3	64.8	64.8	60.3
Avg. Dist. to Rail [m]	2.9	3.2	4.2	2.7	1.7	4.5	7.1
Avg. Stride Freq. [Hz]	2.4	2.4	2.3	2.3	2.4	2.4	2.3
Avg. Stride Length [m]	6.7	7.7	7.6	7.7	7.6	7.4	7.0



- [] Ranking at each section and finish
- :-:- No data available at this section
- NA No data available

Horse/Jockey Name	Damehood/Corey Sutherland
Finish Rank	4
Fastest Section Time (Section)	0:11.22 (1200-1000)
Top Speed [km/h] (Section)	67.1 (1400 - 1200)
Race State	Finished



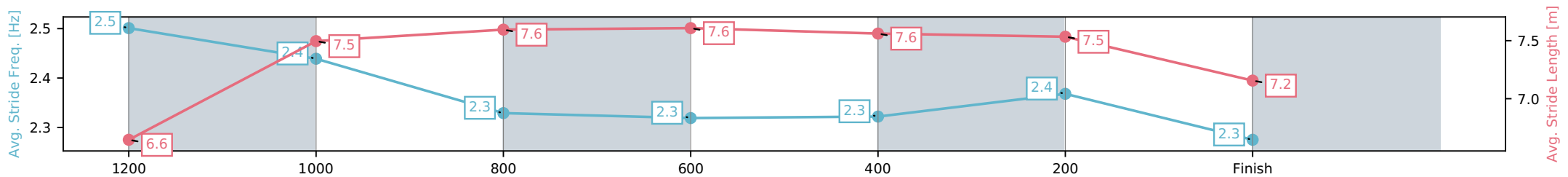
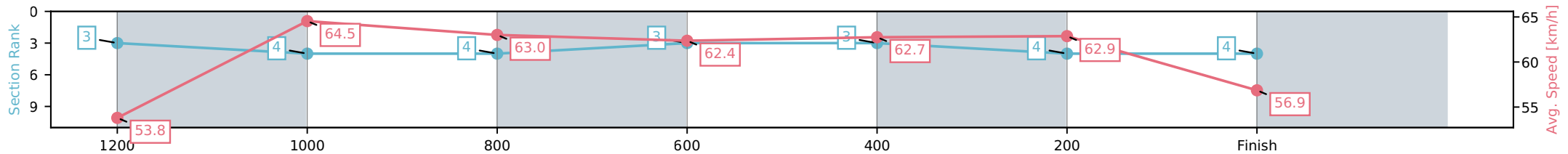
Eagle Farm QLD --Professional-2026-07-01
 Race 5: MEKKA RACEDAY ON SALE NOW Class 3 Handicap - 1400m



01 July 2026 - 2:53PM

Track Rating: Soft 5, Weather: Fine, Rail Position: +9m Entire Circuit

Section	L1400	L1200	L1000	L800	L600	L400	L200
Section Times	1:24.00 (0:13.69)	1:10.31 [3] (0:11.22)	0:59.10 [4] (0:11.61)	0:47.48 [4] (0:11.70)	0:35.78 [3] (0:11.55)	0:24.23 [3] (0:11.44)	0:12.80 [4] (0:12.80)
Average Speed [km/h]	53.8	64.5	63.0	62.4	62.7	62.9	56.9
Top Speed [km/h]	67.1	66.9	63.9	63.8	64.5	64.8	60.2
Avg. Dist. to Rail [m]	6.8	5.0	3.9	2.7	1.5	2.9	4.2
Avg. Stride Freq. [Hz]	2.5	2.4	2.3	2.3	2.3	2.4	2.3
Avg. Stride Length [m]	6.6	7.5	7.6	7.6	7.6	7.5	7.2



- [] Ranking at each section and finish
- :-:- No data available at this section
- NA No data available

Horse/Jockey Name	Zouslayer/Karl Zechner
Finish Rank	5
Fastest Section Time (Section)	0:11.11 (1200-1000)
Top Speed [km/h] (Section)	65.7 (1400 - 1200)
Race State	Finished



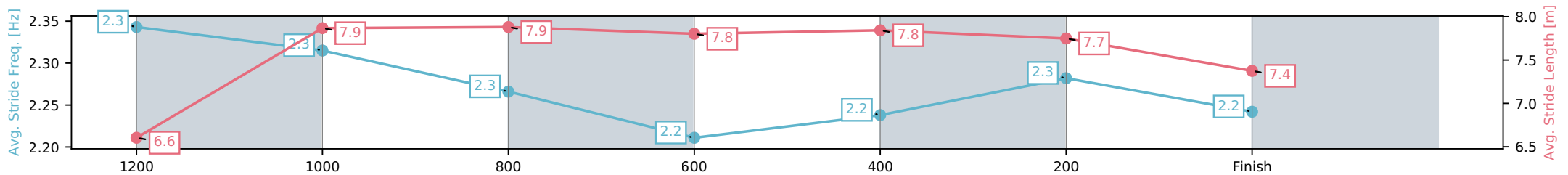
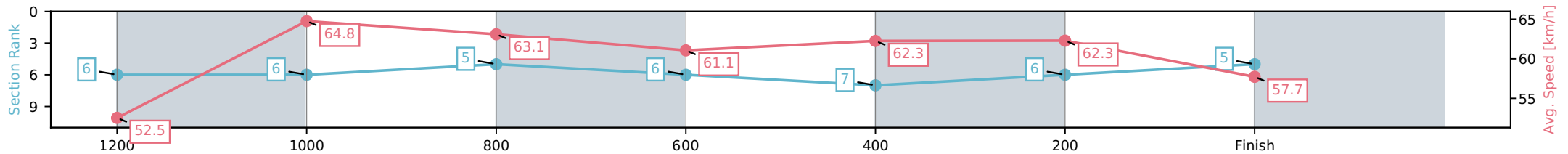
Eagle Farm QLD --Professional-2026-07-01
 Race 5: MEKKA RACEDAY ON SALE NOW Class 3 Handicap - 1400m



01 July 2026 - 2:53PM

Track Rating: Soft 5, Weather: Fine, Rail Position: +9m Entire Circuit

Section	L1400	L1200	L1000	L800	L600	L400	L200
Section Times	1:24.11 (0:13.95)	1:10.16 [6] (0:11.11)	0:59.05 [6] (0:11.53)	0:47.52 [5] (0:11.86)	0:35.66 [6] (0:11.57)	0:24.09 [7] (0:11.55)	0:12.54 [6] (0:12.54)
Average Speed [km/h]	52.5	64.8	63.1	61.1	62.3	62.3	57.7
Top Speed [km/h]	65.7	65.6	64.2	61.8	62.7	63.2	60.8
Avg. Dist. to Rail [m]	2.4	1.9	1.8	1.4	0.7	4.6	6.1
Avg. Stride Freq. [Hz]	2.3	2.3	2.3	2.2	2.2	2.3	2.2
Avg. Stride Length [m]	6.6	7.9	7.9	7.8	7.8	7.7	7.4



- [] Ranking at each section and finish
- :-:- No data available at this section
- NA No data available

Horse/Jockey Name	Gagnante Enchere/Cejay Graham
Finish Rank	6
Fastest Section Time (Section)	0:11.12 (1200-1000)
Top Speed [km/h] (Section)	66.1 (1200-1000)
Race State	Finished



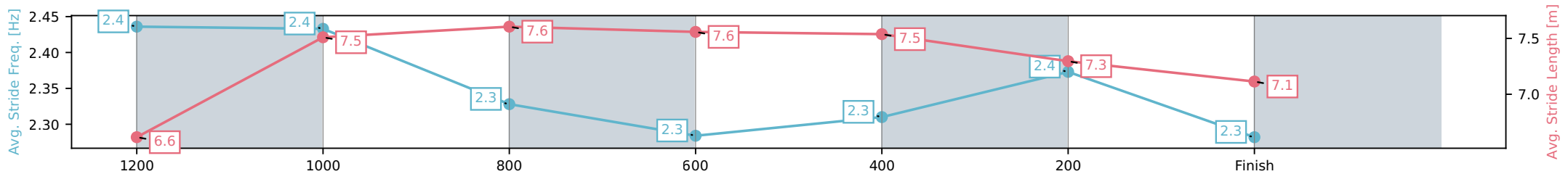
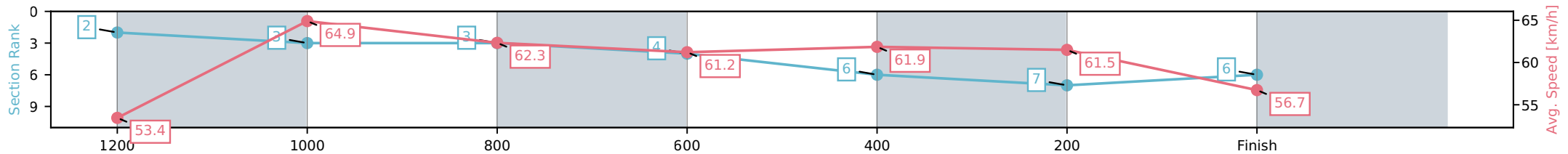
Eagle Farm QLD --Professional-2026-07-01
 Race 5: MEKKA RACEDAY ON SALE NOW Class 3 Handicap - 1400m



01 July 2026 - 2:53PM

Track Rating: Soft 5, Weather: Fine, Rail Position: +9m Entire Circuit

Section	L1400	L1200	L1000	L800	L600	L400	L200
Section Times	1:24.26 (0:13.68)	1:10.58 [2] (0:11.12)	0:59.46 [3] (0:11.69)	0:47.77 [3] (0:11.87)	0:35.90 [4] (0:11.50)	0:24.40 [6] (0:11.72)	0:12.68 [7] (0:12.68)
Average Speed [km/h]	53.4	64.9	62.3	61.2	61.9	61.5	56.7
Top Speed [km/h]	64.0	66.1	63.8	61.8	62.6	62.7	59.4
Avg. Dist. to Rail [m]	1.9	2.0	2.5	1.9	2.0	1.1	2.3
Avg. Stride Freq. [Hz]	2.4	2.4	2.3	2.3	2.3	2.4	2.3
Avg. Stride Length [m]	6.6	7.5	7.6	7.6	7.5	7.3	7.1



- [] Ranking at each section and finish
- :-:- No data available at this section
- NA No data available

Horse/Jockey Name	Bertus/Robbie Dolan
Finish Rank	7
Fastest Section Time (Section)	0:10.96 (1200-1000)
Top Speed [km/h] (Section)	68.1 (1200-1000)
Race State	Finished



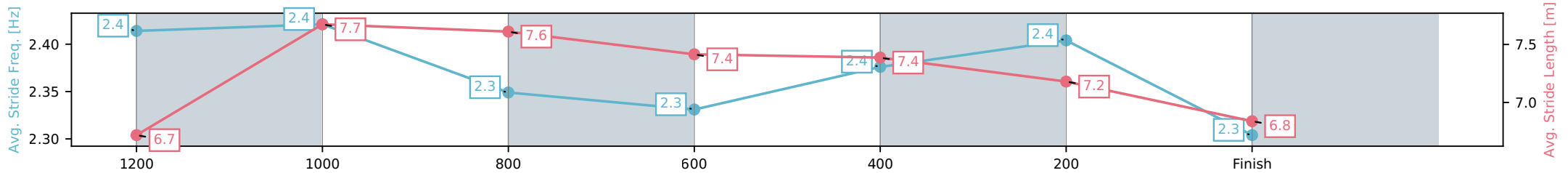
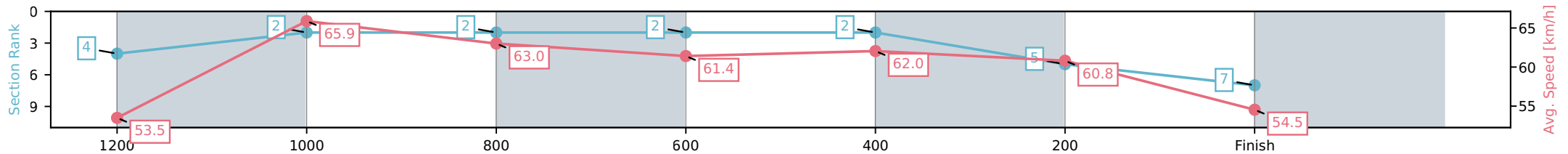
Eagle Farm QLD --Professional-2026-07-01
 Race 5: MEKKA RACEDAY ON SALE NOW Class 3 Handicap - 1400m



01 July 2026 - 2:53PM

Track Rating: Soft 5, Weather: Fine, Rail Position: +9m Entire Circuit

Section	L1400	L1200	L1000	L800	L600	L400	L200
Section Times	1:24.65 (0:13.75)	1:10.90 [4] (0:10.96)	0:59.94 [2] (0:11.48)	0:48.46 [2] (0:11.76)	0:36.70 [2] (0:11.54)	0:25.16 [2] (0:11.82)	0:13.33 [5] (0:13.33)
Average Speed [km/h]	53.5	65.9	63.0	61.4	62.0	60.8	54.5
Top Speed [km/h]	64.9	68.1	64.7	62.6	63.1	62.2	58.5
Avg. Dist. to Rail [m]	7.5	4.1	1.0	0.8	1.1	1.6	2.3
Avg. Stride Freq. [Hz]	2.4	2.4	2.3	2.3	2.4	2.4	2.3
Avg. Stride Length [m]	6.7	7.7	7.6	7.4	7.4	7.2	6.8



- [] Ranking at each section and finish
- :-:- No data available at this section
- NA No data available

Horse/Jockey Name	Loyalty Counts/Nathan Thomas
Finish Rank	8
Fastest Section Time (Section)	0:11.05 (1200-1000)
Top Speed [km/h] (Section)	66.4 (1200-1000)
Race State	Finished



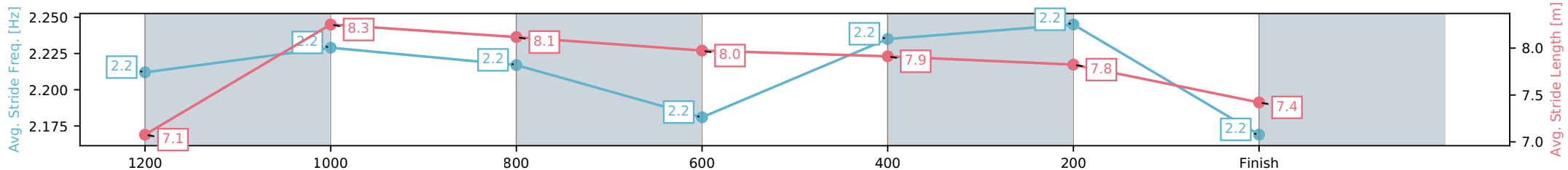
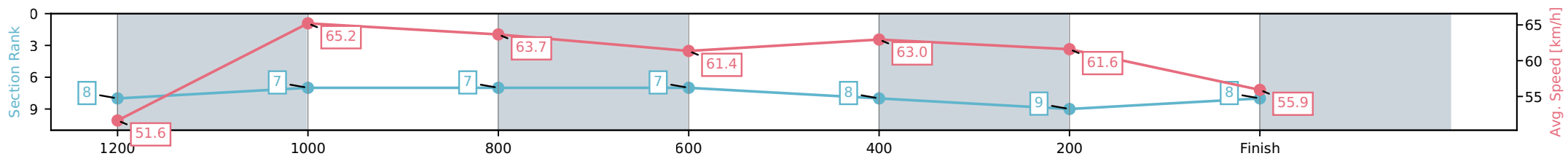
Eagle Farm QLD --Professional-2026-07-01
 Race 5: MEKKA RACEDAY ON SALE NOW Class 3 Handicap - 1400m



01 July 2026 - 2:53PM

Track Rating: Soft 5, Weather: Fine, Rail Position: +9m Entire Circuit

Section	L1400	L1200	L1000	L800	L600	L400	L200
Section Times	1:24.70 (0:14.22)	1:10.48 [8] (0:11.05)	0:59.43 [7] (0:11.43)	0:48.00 [7] (0:11.81)	0:36.18 [7] (0:11.51)	0:24.68 [8] (0:11.69)	0:12.98 [9] (0:12.98)
Average Speed [km/h]	51.6	65.2	63.7	61.4	63.0	61.6	55.9
Top Speed [km/h]	65.3	66.4	65.2	62.3	64.0	63.6	59.3
Avg. Dist. to Rail [m]	3.8	2.1	2.1	1.6	1.5	4.9	4.3
Avg. Stride Freq. [Hz]	2.2	2.2	2.2	2.2	2.2	2.2	2.2
Avg. Stride Length [m]	7.1	8.3	8.1	8.0	7.9	7.8	7.4



- [] Ranking at each section and finish
- :-:- No data available at this section
- NA No data available

Horse/Jockey Name	Hermione Prancer/Jake Bayliss
Finish Rank	9
Fastest Section Time (Section)	0:11.24 (1200-1000)
Top Speed [km/h] (Section)	65.3 (400-200)
Race State	Finished



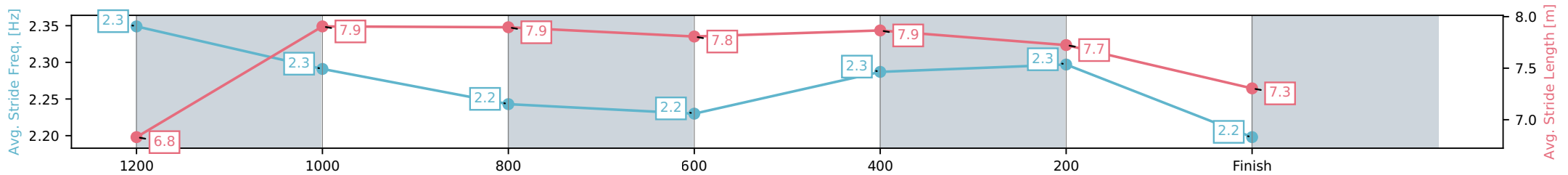
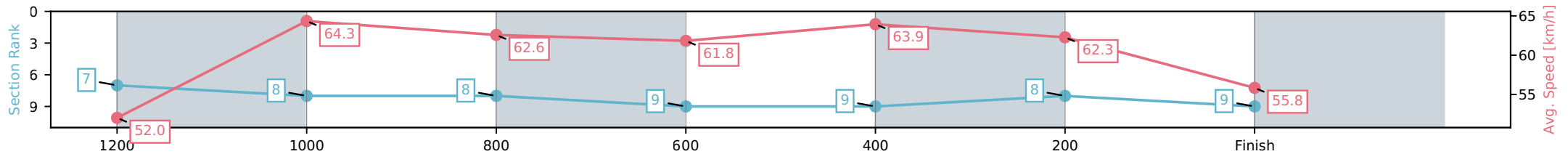
Eagle Farm QLD --Professional-2026-07-01
 Race 5: MEKKA RACEDAY ON SALE NOW Class 3 Handicap - 1400m



01 July 2026 - 2:53PM

Track Rating: Soft 5, Weather: Fine, Rail Position: +9m Entire Circuit

Section	L1400	L1200	L1000	L800	L600	L400	L200
Section Times	1:24.73 (0:14.11)	1:10.62 [7] (0:11.24)	0:59.38 [8] (0:11.70)	0:47.68 [8] (0:11.76)	0:35.92 [9] (0:11.30)	0:24.62 [9] (0:11.56)	0:13.06 [8] (0:13.06)
Average Speed [km/h]	52.0	64.3	62.6	61.8	63.9	62.3	55.8
Top Speed [km/h]	64.5	64.8	63.8	63.8	65.0	65.3	59.3
Avg. Dist. to Rail [m]	5.2	3.9	3.5	2.1	0.8	7.2	8.9
Avg. Stride Freq. [Hz]	2.3	2.3	2.2	2.2	2.3	2.3	2.2
Avg. Stride Length [m]	6.8	7.9	7.9	7.8	7.9	7.7	7.3



- [] Ranking at each section and finish
- :-:- No data available at this section
- NA No data available

Horse/Jockey Name	Siesta/Cejay Graham
Finish Rank	1
Fastest Section Time (Section)	0:11.19 (400-200)
Top Speed [km/h] (Section)	66.5 (1000-800)
Race State	Finished



Eagle Farm QLD --Professional-2026-07-01

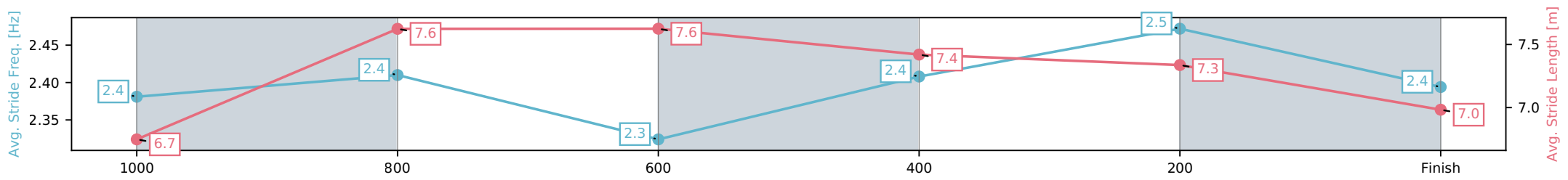
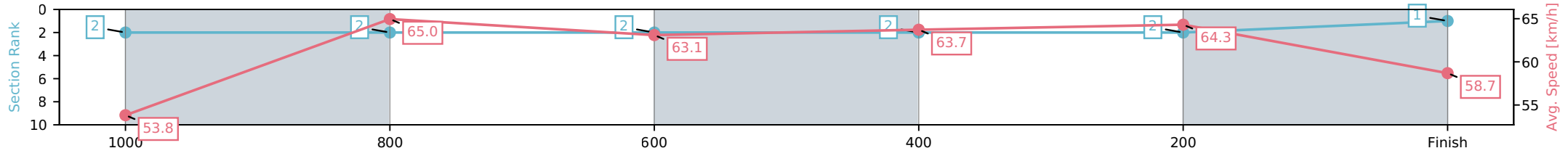
Race 6: DRINKWISE Class 1 Handicap - 1200m

01 July 2026 - 3:28PM

Track Rating: Soft 5, Weather: Fine, Rail Position: +9m Entire Circuit



Section	L1200	L1000	L800	L600	L400	L200
Section Times	1:10.98 (0:13.49)	0:57.49 [2] (0:11.21)	0:46.29 [2] (0:11.47)	0:34.81 [2] (0:11.29)	0:23.52 [2] (0:11.19)	0:12.34 [2] (0:12.34)
Average Speed [km/h]	53.8	65.0	63.1	63.7	64.3	58.7
Top Speed [km/h]	66.5	66.5	63.7	65.6	65.8	61.7
Avg. Dist. to Rail [m]	1.8	2.2	1.3	0.4	1.2	0.5
Avg. Stride Freq. [Hz]	2.4	2.4	2.3	2.4	2.5	2.4
Avg. Stride Length [m]	6.7	7.6	7.6	7.4	7.3	7.0



[] Ranking at each section and finish
 -.-.- No data available at this section
 NA No data available

Horse/Jockey Name	Immediate/Chelsea Baker
Finish Rank	2
Fastest Section Time (Section)	0:11.26 (1000-800)
Top Speed [km/h] (Section)	68.2 (1200 - 1000)
Race State	Finished



Eagle Farm QLD --Professional-2026-07-01

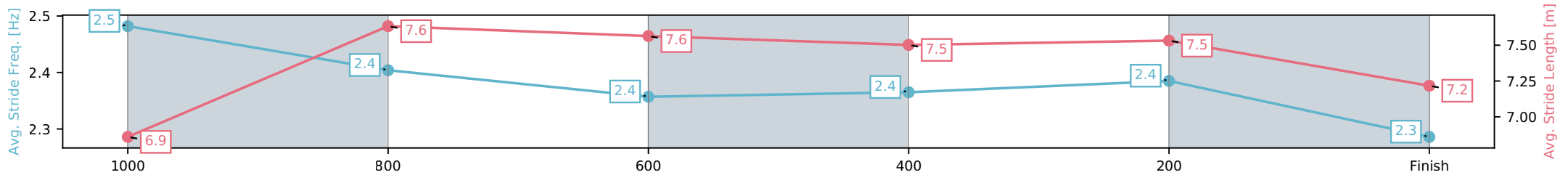

Race 6: DRINKWISE Class 1 Handicap - 1200m

01 July 2026 - 3:28PM

Track Rating: Soft 5, Weather: Fine, Rail Position: +9m Entire Circuit



Section	L1200	L1000	L800	L600	L400	L200
Section Times	1:11.06 (0:13.21)	0:57.85 [1] (0:11.26)	0:46.59 [1] (0:11.47)	0:35.12 [1] (0:11.29)	0:23.84 [1] (0:11.28)	0:12.55 [1] (0:12.55)
Average Speed [km/h]	55.2	64.8	63.3	63.3	63.8	57.8
Top Speed [km/h]	68.2	67.0	64.4	64.5	65.2	61.6
Avg. Dist. to Rail [m]	6.5	3.0	1.9	1.6	1.8	2.5
Avg. Stride Freq. [Hz]	2.5	2.4	2.4	2.4	2.4	2.3
Avg. Stride Length [m]	6.9	7.6	7.6	7.5	7.5	7.2



- [] Ranking at each section and finish
- :-:- No data available at this section
- NA No data available

Horse/Jockey Name	Stein/Tahlia Fenlon
Finish Rank	3
Fastest Section Time (Section)	0:11.29 (400-200)
Top Speed [km/h] (Section)	66.5 (1200 - 1000)
Race State	Finished



Eagle Farm QLD --Professional-2026-07-01

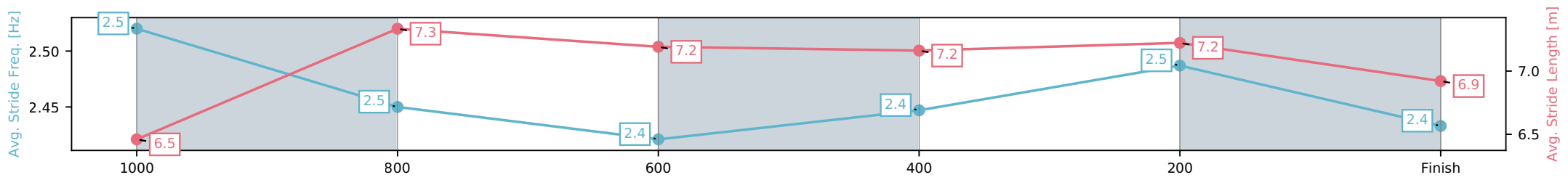
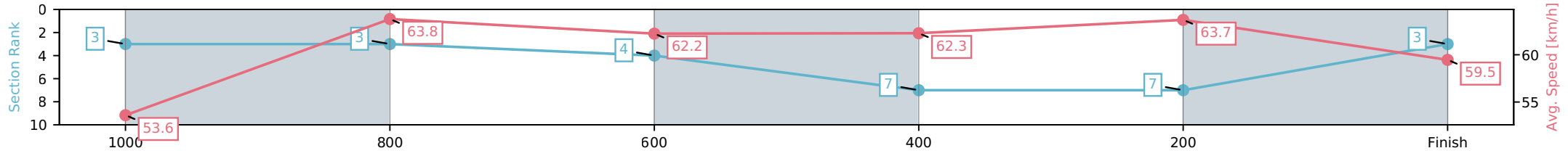
Race 6: DRINKWISE Class 1 Handicap - 1200m

01 July 2026 - 3:28PM

Track Rating: Soft 5, Weather: Fine, Rail Position: +9m Entire Circuit



Section	L1200	L1000	L800	L600	L400	L200
Section Times	1:11.19 (0:13.56)	0:57.63 [3] (0:11.52)	0:46.11 [3] (0:11.79)	0:34.32 [4] (0:11.52)	0:22.80 [7] (0:11.29)	0:11.50 [7] (0:11.50)
Average Speed [km/h]	53.6	63.8	62.2	62.3	63.7	59.5
Top Speed [km/h]	66.5	65.8	63.1	63.1	65.7	61.6
Avg. Dist. to Rail [m]	3.7	4.3	4.1	1.8	4.0	3.0
Avg. Stride Freq. [Hz]	2.5	2.5	2.4	2.4	2.5	2.4
Avg. Stride Length [m]	6.5	7.3	7.2	7.2	7.2	6.9



[] Ranking at each section and finish
 -:-:- No data available at this section
 NA No data available

Horse/Jockey Name	Estee Emm/Taylor Marshall
Finish Rank	4
Fastest Section Time (Section)	0:11.19 (600-400)
Top Speed [km/h] (Section)	66.2 (400-200)
Race State	Finished



Eagle Farm QLD --Professional-2026-07-01

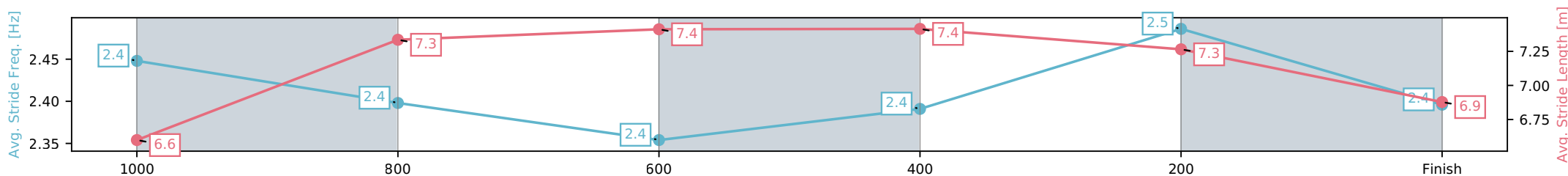
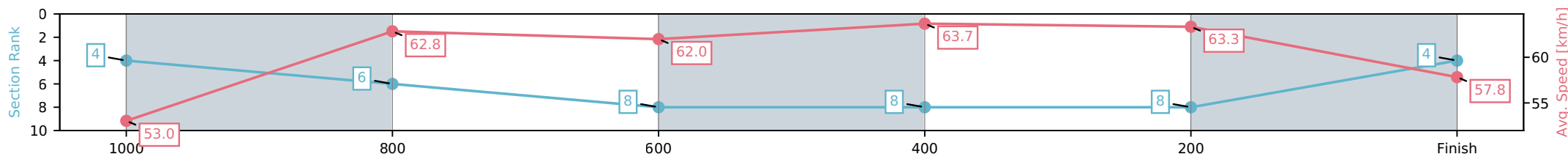
Race 6: DRINKWISE Class 1 Handicap - 1200m

01 July 2026 - 3:28PM

Track Rating: Soft 5, Weather: Fine, Rail Position: +9m Entire Circuit



Section	L1200	L1000	L800	L600	L400	L200
Section Times	1:11.44 (0:13.79)	0:57.65 [4] (0:11.67)	0:45.98 [6] (0:11.75)	0:34.24 [8] (0:11.19)	0:23.05 [8] (0:11.39)	0:11.66 [8] (0:11.66)
Average Speed [km/h]	53.0	62.8	62.0	63.7	63.3	57.8
Top Speed [km/h]	64.7	64.0	63.3	66.0	66.2	60.6
Avg. Dist. to Rail [m]	5.5	4.0	2.6	2.3	1.0	3.4
Avg. Stride Freq. [Hz]	2.4	2.4	2.4	2.4	2.5	2.4
Avg. Stride Length [m]	6.6	7.3	7.4	7.4	7.3	6.9



- [] Ranking at each section and finish
- :-:- No data available at this section
- NA No data available

Horse/Jockey Name	Transgress/Daniel Moor
Finish Rank	5
Fastest Section Time (Section)	0:11.08 (400-200)
Top Speed [km/h] (Section)	66.2 (400-200)
Race State	Finished



Eagle Farm QLD --Professional-2026-07-01

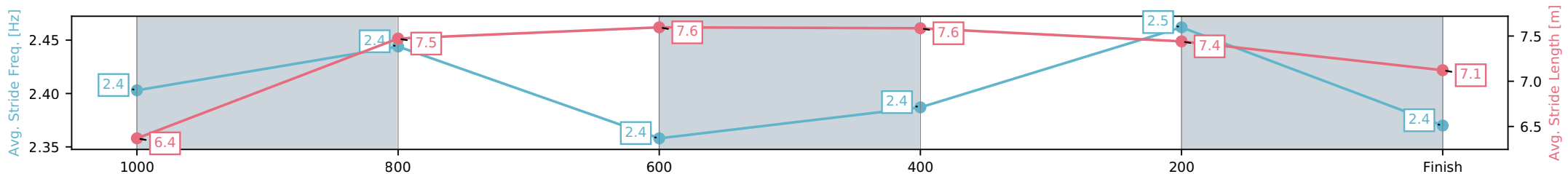
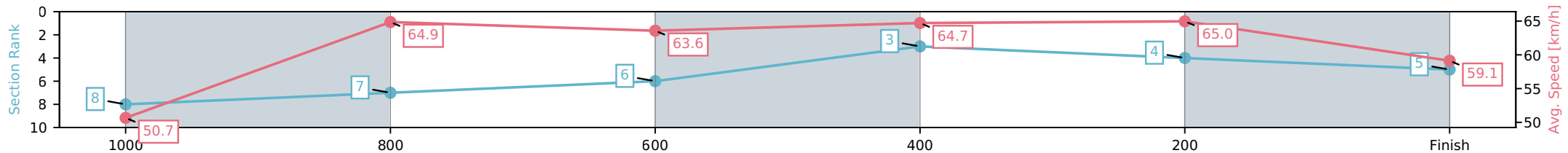
Race 6: DRINKWISE Class 1 Handicap - 1200m

01 July 2026 - 3:28PM

Track Rating: Soft 5, Weather: Fine, Rail Position: +9m Entire Circuit



Section	L1200	L1000	L800	L600	L400	L200
Section Times	1:11.57 (0:14.41)	0:57.16 [8] (0:11.17)	0:45.98 [7] (0:11.41)	0:34.58 [6] (0:11.20)	0:23.38 [3] (0:11.08)	0:12.30 [4] (0:12.30)
Average Speed [km/h]	50.7	64.9	63.6	64.7	65.0	59.1
Top Speed [km/h]	65.2	65.7	65.1	66.1	66.2	62.9
Avg. Dist. to Rail [m]	4.6	1.7	1.6	1.2	2.6	1.1
Avg. Stride Freq. [Hz]	2.4	2.4	2.4	2.4	2.5	2.4
Avg. Stride Length [m]	6.4	7.5	7.6	7.6	7.4	7.1



- [] Ranking at each section and finish
- :-:- No data available at this section
- NA No data available

Horse/Jockey Name	Mehretu/Leah Martyn
Finish Rank	6
Fastest Section Time (Section)	0:10.98 (400-200)
Top Speed [km/h] (Section)	66.8 (400-200)
Race State	Finished



Eagle Farm QLD --Professional-2026-07-01

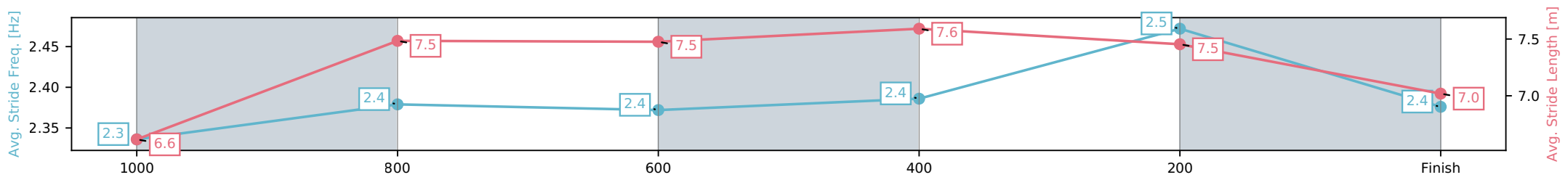
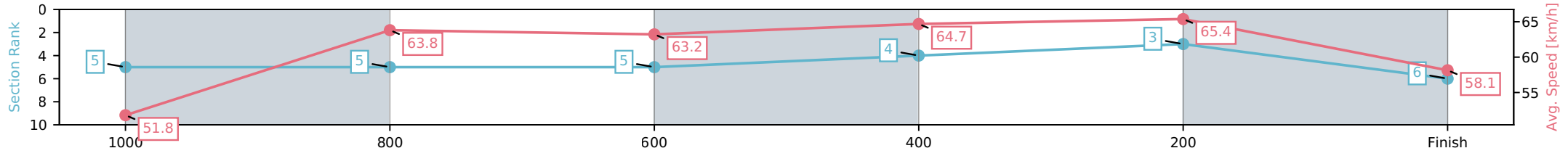
Race 6: DRINKWISE Class 1 Handicap - 1200m

01 July 2026 - 3:28PM

Track Rating: Soft 5, Weather: Fine, Rail Position: +9m Entire Circuit



Section	L1200	L1000	L800	L600	L400	L200
Section Times	1:11.63 (0:14.02)	0:57.61 [5] (0:11.41)	0:46.20 [5] (0:11.48)	0:34.72 [5] (0:11.29)	0:23.42 [4] (0:10.98)	0:12.44 [3] (0:12.44)
Average Speed [km/h]	51.8	63.8	63.2	64.7	65.4	58.1
Top Speed [km/h]	63.9	64.7	64.3	66.0	66.8	62.2
Avg. Dist. to Rail [m]	3.0	2.5	1.5	3.0	5.8	7.4
Avg. Stride Freq. [Hz]	2.3	2.4	2.4	2.4	2.5	2.4
Avg. Stride Length [m]	6.6	7.5	7.5	7.6	7.5	7.0



[] Ranking at each section and finish
 -:-:- No data available at this section
 NA No data available

Horse/Jockey Name	Homeric/Benjamin Osmond
Finish Rank	7
Fastest Section Time (Section)	0:11.09 (400-200)
Top Speed [km/h] (Section)	66.5 (400-200)
Race State	Finished



Eagle Farm QLD --Professional-2026-07-01

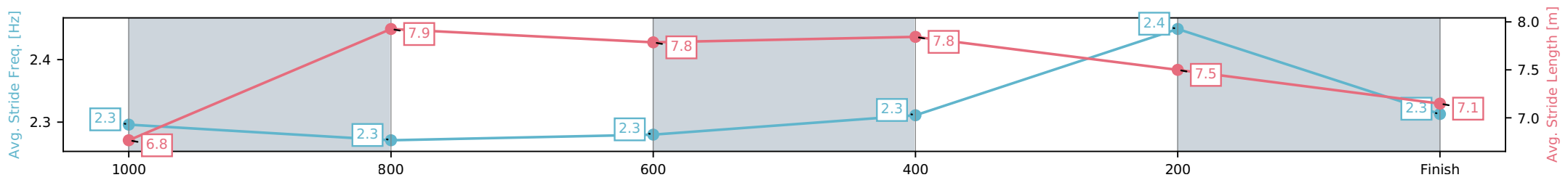
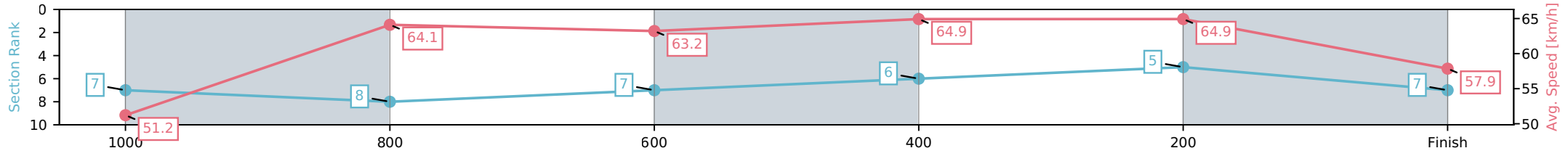
Race 6: DRINKWISE Class 1 Handicap - 1200m

01 July 2026 - 3:28PM

Track Rating: Soft 5, Weather: Fine, Rail Position: +9m Entire Circuit



Section	L1200	L1000	L800	L600	L400	L200
Section Times	1:11.84 (0:14.23)	0:57.61 [7] (0:11.38)	0:46.24 [8] (0:11.51)	0:34.73 [7] (0:11.14)	0:23.59 [6] (0:11.09)	0:12.50 [5] (0:12.50)
Average Speed [km/h]	51.2	64.1	63.2	64.9	64.9	57.9
Top Speed [km/h]	63.8	64.4	64.2	66.4	66.5	62.3
Avg. Dist. to Rail [m]	4.3	2.9	2.0	1.1	5.5	5.8
Avg. Stride Freq. [Hz]	2.3	2.3	2.3	2.3	2.4	2.3
Avg. Stride Length [m]	6.8	7.9	7.8	7.8	7.5	7.1



[] Ranking at each section and finish
 -:-:- No data available at this section
 NA No data available

Horse/Jockey Name	Fitzroy Street/Jake Bayliss
Finish Rank	8
Fastest Section Time (Section)	0:11.32 (1000-800)
Top Speed [km/h] (Section)	65.5 (1000-800)
Race State	Finished



Eagle Farm QLD --Professional-2026-07-01

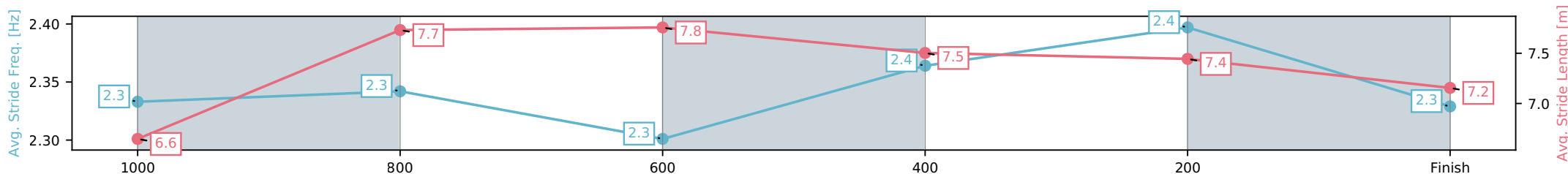
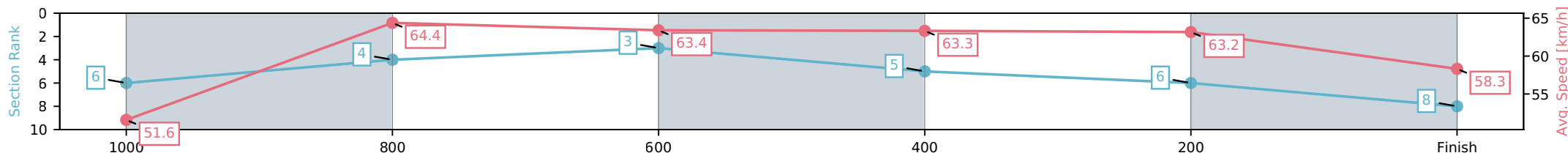
Race 6: DRINKWISE Class 1 Handicap - 1200m

01 July 2026 - 3:28PM

Track Rating: Soft 5, Weather: Fine, Rail Position: +9m Entire Circuit



Section	L1200	L1000	L800	L600	L400	L200
Section Times	1:11.85 (0:14.08)	0:57.77 [6] (0:11.32)	0:46.44 [4] (0:11.43)	0:35.02 [3] (0:11.40)	0:23.62 [5] (0:11.39)	0:12.22 [6] (0:12.22)
Average Speed [km/h]	51.6	64.4	63.4	63.3	63.2	58.3
Top Speed [km/h]	64.5	65.5	64.1	64.1	65.3	61.2
Avg. Dist. to Rail [m]	1.8	2.7	1.5	0.5	0.8	1.8
Avg. Stride Freq. [Hz]	2.3	2.3	2.3	2.4	2.4	2.3
Avg. Stride Length [m]	6.6	7.7	7.8	7.5	7.4	7.2



- [] Ranking at each section and finish
- :-:- No data available at this section
- NA No data available



Eagle Farm QLD

Race 7: XXXX GOLD BENCHMARK 70 Handicap - 1000m

01 July 2026 - 4:04PM



BRISBANE
RACING CLUB

Track Rating: Soft 5, Weather: Fine, Rail Position: +9m Entire Circuit

Field Times 0:57.55 0:44.73 0:34.25 0:23.41 0:12.24
(Race Tempo) (0:12.82) (0:10.49) (0:10.83) (0:11.17) (0:12.24)

Rank	TAB#	Horse	Overall Time	First 400m	Top Speed km/h (Section)	L1000	L800	L600	L400	L200			
	(BAR#)	Jockey	Margin (DT-W)	Last 600m	Fastest Section (Time)	Start - 800	800 - 600	600 - 400	400 - 200	200 - Finish			
1	1	Mean Approach	0:57.55	0:23.51	69.2 (800-600)	0:57.55	0:44.59 [5]	0:34.04 [5]	0:23.26 [4]	0:12.20 [2]			
	(9)	Jai Williams		0:34.04	800-600 (0:10.55)	(0:12.96)	(0:10.55)	(0:10.78)	(0:11.06)	(0:12.20)			
2	7	Fragile Love	0:57.81	0:24.14	68.2 (800-600)	0:57.81	0:44.30 [9]	0:33.67 [9]	0:22.93 [9]	0:11.96 [7]			
	(2)	Ben Thompson	1.5L (-4)	0:33.68	800-600 (0:10.62)	(0:13.52)	(0:10.62)	(0:10.75)	(0:10.97)	(0:11.96)			
3	6	Bonfire Spark	0:57.83	0:23.42	71.8 (800-600)	0:57.83	0:44.97 [2]	0:34.41 [4]	0:23.42 [5]	0:12.35 [4]			
	(10)	Taylor Marshall	1.6L (+11)	0:34.41	800-600 (0:10.56)	(0:12.86)	(0:10.56)	(0:10.99)	(0:11.07)	(0:12.35)			
4	10	I Am Voodoo	0:57.92	0:23.75	68.9 (800-600)	0:57.92	0:44.71 [7]	0:34.17 [7]	0:23.43 [6]	0:12.49 [3]			
	(6)	Jake Bayliss	2.1L (-2)	0:34.17	800-600 (0:10.54)	(0:13.21)	(0:10.54)	(0:10.74)	(0:10.94)	(0:12.49)			
5	12	She Ours	0:58.29	0:24.35	67.8 (800-600)	0:58.29	0:44.46 [11]	0:33.94 [11]	0:23.11 [11]	0:12.18 [11]			
	(7)	Courtney Bellamy	4.3L (-2)	0:33.93	800-600 (0:10.52)	(0:13.83)	(0:10.52)	(0:10.83)	(0:10.92)	(0:12.18)			
6	2	Arisphere	0:58.35	0:23.30	70.4 (800-600)	0:58.35	0:45.48 [3]	0:35.05 [1]	0:24.19 [2]	0:13.04 [1]			
	(3)	Leah Martyn	4.7L (+3)	0:35.05	800-600 (0:10.43)	(0:12.87)	(0:10.43)	(0:10.86)	(0:11.15)	(0:13.04)			
7	8	Outweighed	0:58.35	0:23.39	70.6 (800-600)	0:58.35	0:45.53 [1]	0:34.96 [3]	0:24.08 [3]	0:12.81 [6]			
	(5)	Bella Youngberry	4.7L (+3)	0:34.96	800-600 (0:10.57)	(0:12.82)	(0:10.57)	(0:10.88)	(0:11.27)	(0:12.81)			
8	5	Air We Go	0:58.42	0:23.33	71.0 (800-600)	0:58.42	0:45.44 [6]	0:35.10 [2]	0:24.28 [1]	0:12.88 [5]			
	(1)	Brandon Lerena	5.1L (+3)	0:35.09	800-600 (0:10.35)	(0:12.98)	(0:10.35)	(0:10.81)	(0:11.40)	(0:12.88)			
9	11	Blue Allure	0:58.45	0:24.15	68.8 (800-600)	0:58.45	0:44.91 [10]	0:34.30 [10]	0:23.46 [10]	0:12.43 [9]			
	(8)	Daniel Moor	5.3L (-2)	0:34.30	800-600 (0:10.61)	(0:13.54)	(0:10.61)	(0:10.84)	(0:11.03)	(0:12.43)			
10	3	Revalene	0:58.72	0:24.04	68.0 (800-600)	0:58.72	0:45.34 [8]	0:34.68 [8]	0:23.84 [8]	0:12.68 [10]			
	(4)	Chelsea Baker	6.8L (+1)	0:34.67	800-600 (0:10.66)	(0:13.38)	(0:10.66)	(0:10.83)	(0:11.16)	(0:12.68)			

Scratched: No Name Frank (#9)

Report Created: Wed 01 July 2026

(Note: Races are conducted over an approximate distance as close as possible to the advertised distance, and recorded data may vary accordingly. Official times refer to race times only and do not include handicap times.)

[] Position in running at each section and finish TAB# Saddle cloth number
 -:-:- No data available at this section BAR# Barrier/Gate Position
 NA No data available DNF Did not finish
 DNT Did not track DT-W Distance travelled compared to winner in metres

Fastest split
 Fastest section

data processed by TRIPLES DATA



Eagle Farm QLD
 Race 7: XXXX GOLD BENCHMARK 70 Handicap - 1000m
 01 July 2026 - 4:04PM



BRISBANE
 RACING CLUB

Track Rating: Soft 5, Weather: Fine, Rail Position: +9m Entire Circuit

Field Times 0:57.55 0:44.73 0:34.25 0:23.41 0:12.24
 (Race Tempo) (0:12.82) (0:10.49) (0:10.83) (0:11.17) (0:12.24)

Rank	TAB#	Horse	Overall Time	First 400m	Top Speed km/h (Section)	L1000	L800	L600	L400	L200			
	(BAR#)	Jockey	Margin (DT-W)	Last 600m	Fastest Section (Time)	Start - 800	800 - 600	600 - 400	400 - 200	200 - Finish			
11	4	Speedy One	0:59.15	0:23.63	70.5 (1000 - 800)	0:59.15	0:46.24 [4]	0:35.52 [6]	0:24.61 [7]	0:13.28 [8]			
	(11)	Jasper Franklin	9.4L (+5)	0:35.53	800-600 (0:10.71)	(0:12.92)	(0:10.71)	(0:10.92)	(0:11.33)	(0:13.28)			

Scratched: No Name Frank (#9)

Report Created: Wed 01 July 2026

(Note: Races are conducted over an approximate distance as close as possible to the advertised distance, and recorded data may vary accordingly. Official times refer to race times only and do not include handicap times.)

[] Position in running at each section and finish TAB# Saddle cloth number
 -:-:- No data available at this section BAR# Barrier/Gate Position
 NA No data available DNF Did not finish
 DNT Did not track DT-W Distance travelled compared to winner in metres

Fastest split
 Fastest section

data processed by  **TRIPLES**DATA

Horse/Jockey Name	Mean Approach/Jai Williams
Finish Rank	1
Fastest Section Time (Section)	0:10.55 (800-600)
Top Speed [km/h] (Section)	69.2 (800-600)
Race State	Finished



Eagle Farm QLD --Professional-2026-07-01

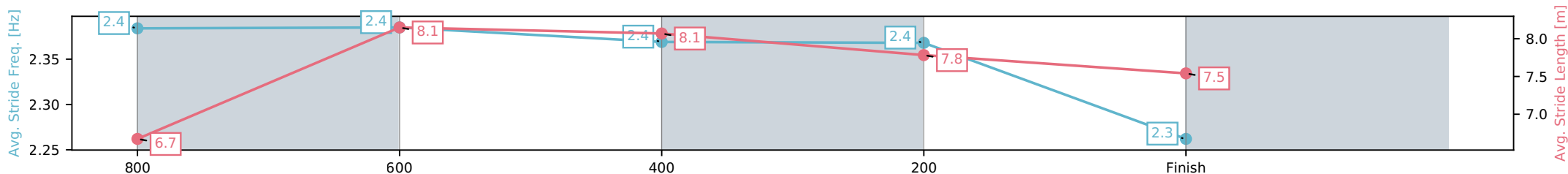
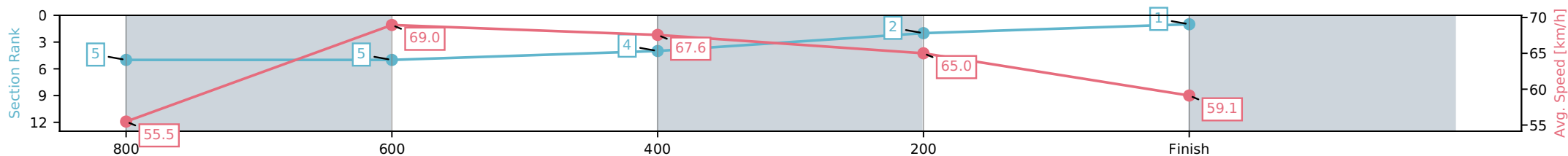
Race 7: XXXX GOLD BENCHMARK 70 Handicap - 1000m

01 July 2026 - 4:04PM

Track Rating: Soft 5, Weather: Fine, Rail Position: +9m Entire Circuit



Section	L1000	L800	L600	L400	L200
Section Times	0:57.55 (0:12.96)	0:44.59 [5] (0:10.55)	0:34.04 [5] (0:10.78)	0:23.26 [4] (0:11.06)	0:12.20 [2] (0:12.20)
Average Speed [km/h]	55.5	69.0	67.6	65.0	59.1
Top Speed [km/h]	68.9	69.2	68.8	66.7	63.3
Avg. Dist. to Rail [m]	6.0	3.2	1.8	2.4	2.9
Avg. Stride Freq. [Hz]	2.4	2.4	2.4	2.4	2.3
Avg. Stride Length [m]	6.7	8.1	8.1	7.8	7.5



- [] Ranking at each section and finish
- :-:- No data available at this section
- NA No data available

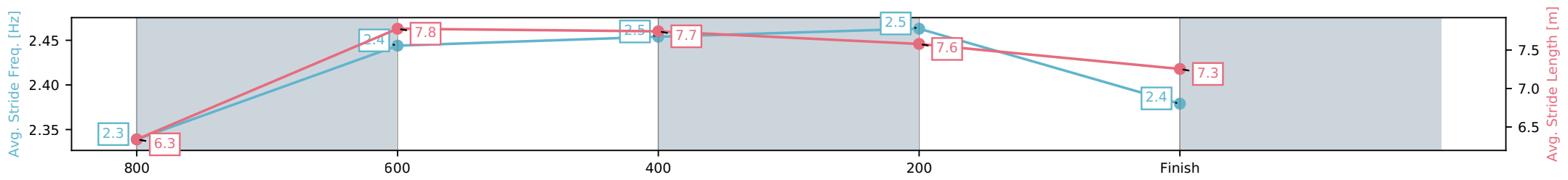
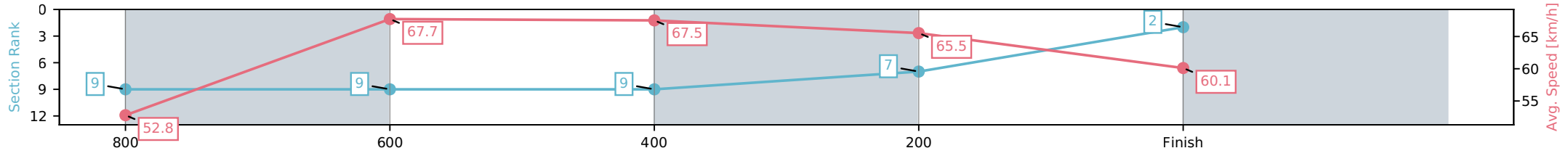
Horse/Jockey Name	Fragile Love/Ben Thompson
Finish Rank	2
Fastest Section Time (Section)	0:10.62 (800-600)
Top Speed [km/h] (Section)	68.2 (800-600)
Race State	Finished



Eagle Farm QLD --Professional-2026-07-01
 Race 7: XXXX GOLD BENCHMARK 70 Handicap - 1000m
 01 July 2026 - 4:04PM
 Track Rating: Soft 5, Weather: Fine, Rail Position: +9m Entire Circuit



Section	L1000	L800	L600	L400	L200
Section Times	0:57.81 (0:13.52)	0:44.30 [9] (0:10.62)	0:33.67 [9] (0:10.75)	0:22.93 [9] (0:10.97)	0:11.96 [7] (0:11.96)
Average Speed [km/h]	52.8	67.7	67.5	65.5	60.1
Top Speed [km/h]	66.2	68.2	67.8	67.0	63.6
Avg. Dist. to Rail [m]	0.9	0.4	1.5	5.6	6.5
Avg. Stride Freq. [Hz]	2.3	2.4	2.5	2.5	2.4
Avg. Stride Length [m]	6.3	7.8	7.7	7.6	7.3



[] Ranking at each section and finish
 -:-:- No data available at this section
 NA No data available

Horse/Jockey Name	Bonfire Spark/Taylor Marshall
Finish Rank	3
Fastest Section Time (Section)	0:10.56 (800-600)
Top Speed [km/h] (Section)	71.8 (800-600)
Race State	Finished



Eagle Farm QLD --Professional-2026-07-01

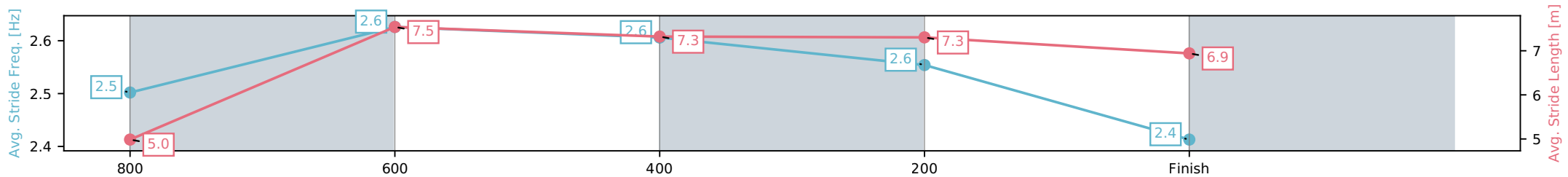
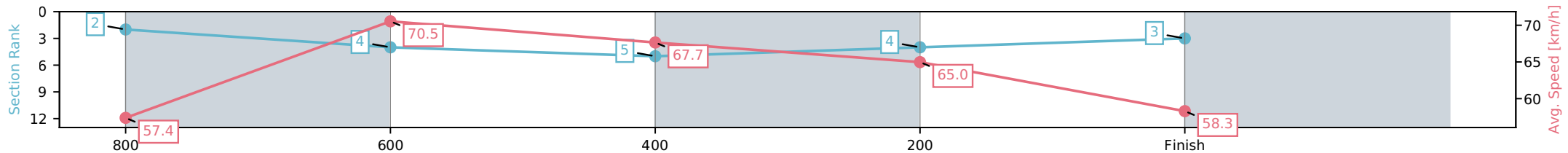
Race 7: XXXX GOLD BENCHMARK 70 Handicap - 1000m

01 July 2026 - 4:04PM

Track Rating: Soft 5, Weather: Fine, Rail Position: +9m Entire Circuit



Section	L1000	L800	L600	L400	L200
Section Times	0:57.83 (0:12.86)	0:44.97 [2] (0:10.56)	0:34.41 [4] (0:10.99)	0:23.42 [5] (0:11.07)	0:12.35 [4] (0:12.35)
Average Speed [km/h]	57.4	70.5	67.7	65.0	58.3
Top Speed [km/h]	71.7	71.8	68.9	67.0	62.0
Avg. Dist. to Rail [m]	8.0	8.2	6.0	6.3	6.7
Avg. Stride Freq. [Hz]	2.5	2.6	2.6	2.6	2.4
Avg. Stride Length [m]	5.0	7.5	7.3	7.3	6.9



- [] Ranking at each section and finish
- :-:- No data available at this section
- NA No data available

Horse/Jockey Name	I Am Voodoo/Jake Bayliss
Finish Rank	4
Fastest Section Time (Section)	0:10.54 (800-600)
Top Speed [km/h] (Section)	68.9 (800-600)
Race State	Finished



Eagle Farm QLD --Professional-2026-07-01

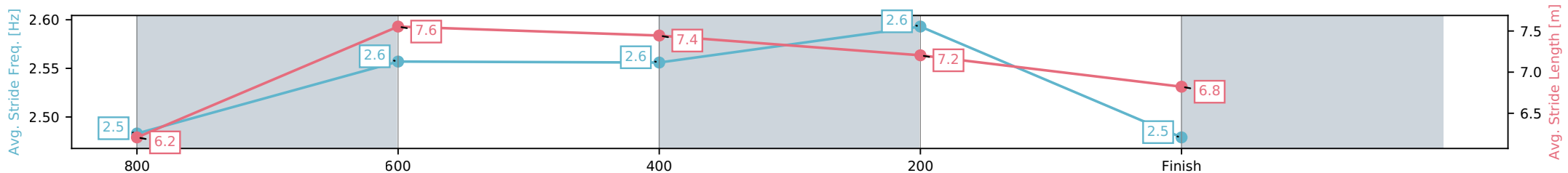
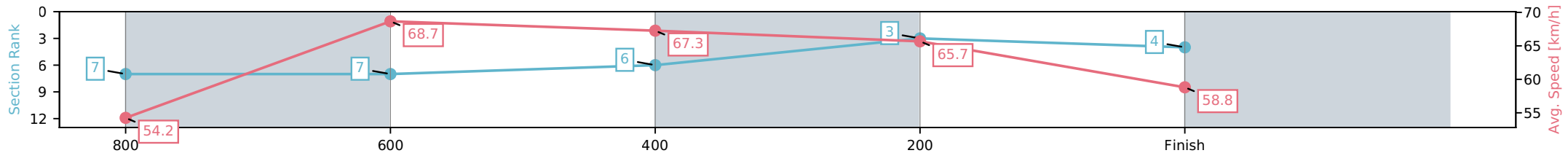
Race 7: XXXX GOLD BENCHMARK 70 Handicap - 1000m

01 July 2026 - 4:04PM

Track Rating: Soft 5, Weather: Fine, Rail Position: +9m Entire Circuit



Section	L1000	L800	L600	L400	L200
Section Times	0:57.92 (0:13.21)	0:44.71 [7] (0:10.54)	0:34.17 [7] (0:10.74)	0:23.43 [6] (0:10.94)	0:12.49 [3] (0:12.49)
Average Speed [km/h]	54.2	68.7	67.3	65.7	58.8
Top Speed [km/h]	68.2	68.9	68.3	67.1	63.0
Avg. Dist. to Rail [m]	3.6	1.5	0.6	1.5	5.2
Avg. Stride Freq. [Hz]	2.5	2.6	2.6	2.6	2.5
Avg. Stride Length [m]	6.2	7.6	7.4	7.2	6.8



- [] Ranking at each section and finish
- :-:- No data available at this section
- NA No data available

Horse/Jockey Name	She Ours/Courtney Bellamy
Finish Rank	5
Fastest Section Time (Section)	0:10.52 (800-600)
Top Speed [km/h] (Section)	67.8 (800-600)
Race State	Finished



Eagle Farm QLD --Professional-2026-07-01

Race 7: XXXX GOLD BENCHMARK 70 Handicap - 1000m

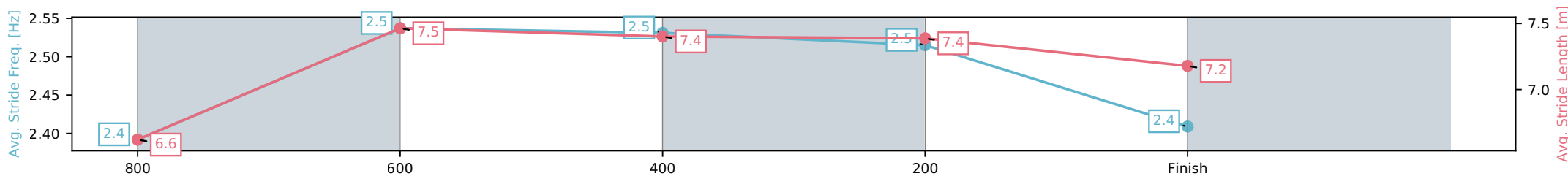
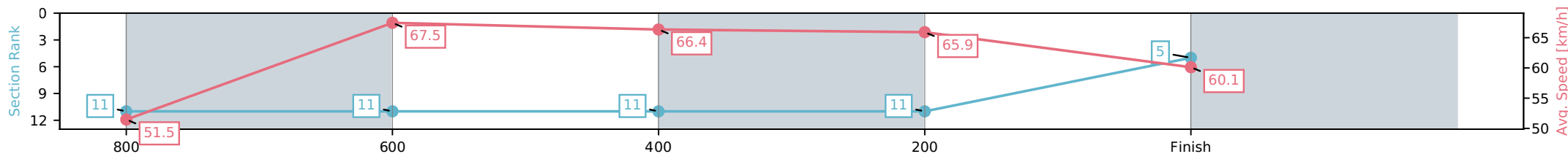
01 July 2026 - 4:04PM

Track Rating: Soft 5, Weather: Fine, Rail Position: +9m Entire Circuit



BRISBANE RACING CLUB

Section	L1000	L800	L600	L400	L200
Section Times	0:58.29 (0:13.83)	0:44.46 [11] (0:10.52)	0:33.94 [11] (0:10.83)	0:23.11 [11] (0:10.92)	0:12.18 [11] (0:12.18)
Average Speed [km/h]	51.5	67.5	66.4	65.9	60.1
Top Speed [km/h]	66.0	67.8	66.8	66.5	64.2
Avg. Dist. to Rail [m]	1.2	2.2	0.7	1.6	2.1
Avg. Stride Freq. [Hz]	2.4	2.5	2.5	2.5	2.4
Avg. Stride Length [m]	6.6	7.5	7.4	7.4	7.2



- [] Ranking at each section and finish
- :-:- No data available at this section
- NA No data available

Horse/Jockey Name	Arisphere/Leah Martyn
Finish Rank	6
Fastest Section Time (Section)	0:10.43 (800-600)
Top Speed [km/h] (Section)	70.4 (800-600)
Race State	Finished



Eagle Farm QLD --Professional-2026-07-01

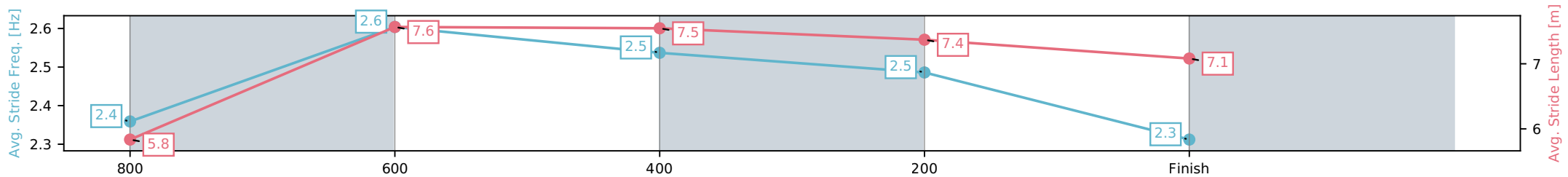
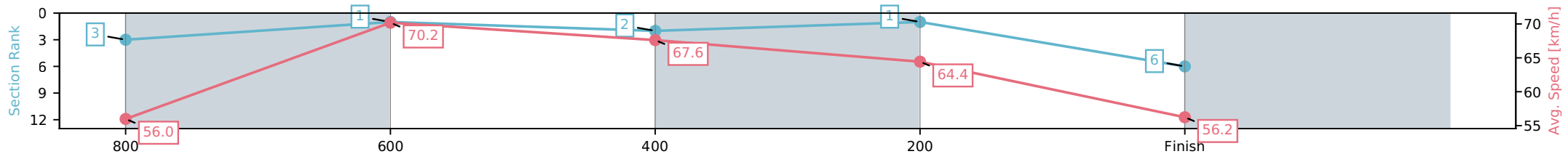
Race 7: XXXX GOLD BENCHMARK 70 Handicap - 1000m

01 July 2026 - 4:04PM

Track Rating: Soft 5, Weather: Fine, Rail Position: +9m Entire Circuit



Section	L1000	L800	L600	L400	L200
Section Times	0:58.35 (0:12.87)	0:45.48 [3] (0:10.43)	0:35.05 [1] (0:10.86)	0:24.19 [2] (0:11.15)	0:13.04 [1] (0:13.04)
Average Speed [km/h]	56.0	70.2	67.6	64.4	56.2
Top Speed [km/h]	70.3	70.4	69.4	66.2	61.5
Avg. Dist. to Rail [m]	1.9	4.3	3.8	2.8	1.8
Avg. Stride Freq. [Hz]	2.4	2.6	2.5	2.5	2.3
Avg. Stride Length [m]	5.8	7.6	7.5	7.4	7.1



- [] Ranking at each section and finish
- :-:- No data available at this section
- NA No data available

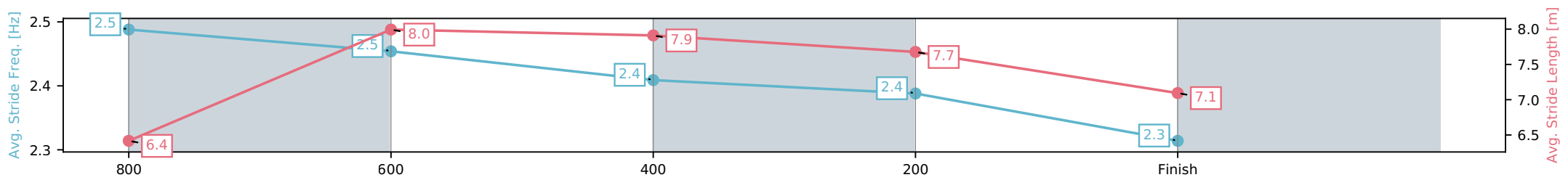
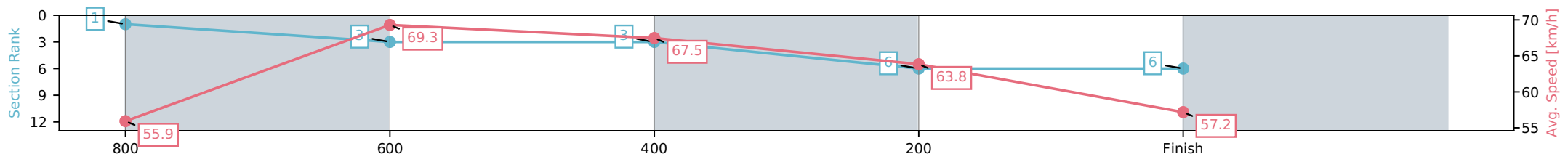
Horse/Jockey Name	Outweighed/Bella Youngberry
Finish Rank	7
Fastest Section Time (Section)	0:10.57 (800-600)
Top Speed [km/h] (Section)	70.6 (800-600)
Race State	Finished



Eagle Farm QLD --Professional-2026-07-01
 Race 7: XXXX GOLD BENCHMARK 70 Handicap - 1000m
 01 July 2026 - 4:04PM
 Track Rating: Soft 5, Weather: Fine, Rail Position: +9m Entire Circuit



Section	L1000	L800	L600	L400	L200
Section Times	0:58.35 (0:12.82)	0:45.53 [1] (0:10.57)	0:34.96 [3] (0:10.88)	0:24.08 [3] (0:11.27)	0:12.81 [6] (0:12.81)
Average Speed [km/h]	55.9	69.3	67.5	63.8	57.2
Top Speed [km/h]	70.5	70.6	68.5	67.6	60.7
Avg. Dist. to Rail [m]	3.3	3.8	4.0	3.5	3.3
Avg. Stride Freq. [Hz]	2.5	2.5	2.4	2.4	2.3
Avg. Stride Length [m]	6.4	8.0	7.9	7.7	7.1



[] Ranking at each section and finish
 -.-.- No data available at this section
 NA No data available

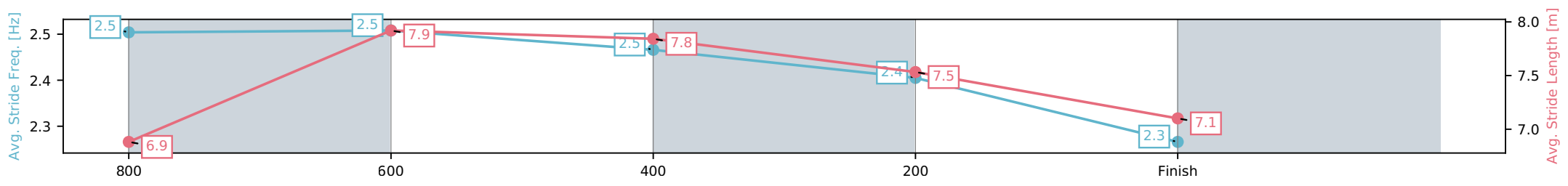
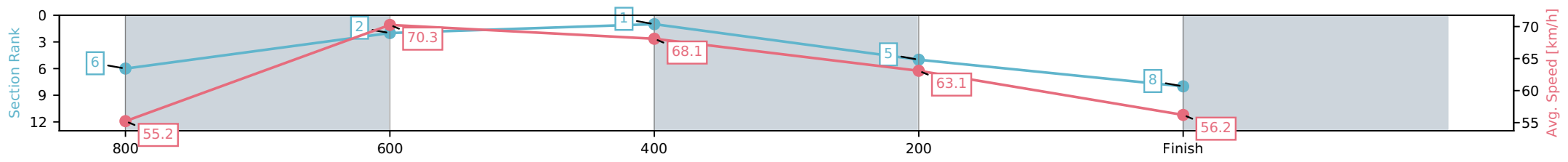
Horse/Jockey Name	Air We Go/Brandon Lerena
Finish Rank	8
Fastest Section Time (Section)	0:10.35 (800-600)
Top Speed [km/h] (Section)	71.0 (800-600)
Race State	Finished



Eagle Farm QLD --Professional-2026-07-01
 Race 7: XXXX GOLD BENCHMARK 70 Handicap - 1000m
 01 July 2026 - 4:04PM
 Track Rating: Soft 5, Weather: Fine, Rail Position: +9m Entire Circuit



Section	L1000	L800	L600	L400	L200
Section Times	0:58.42 (0:12.98)	0:45.44 [6] (0:10.35)	0:35.10 [2] (0:10.81)	0:24.28 [1] (0:11.40)	0:12.88 [5] (0:12.88)
Average Speed [km/h]	55.2	70.3	68.1	63.1	56.2
Top Speed [km/h]	69.3	71.0	69.4	66.4	59.3
Avg. Dist. to Rail [m]	2.8	2.5	5.3	6.6	7.8
Avg. Stride Freq. [Hz]	2.5	2.5	2.5	2.4	2.3
Avg. Stride Length [m]	6.9	7.9	7.8	7.5	7.1



[] Ranking at each section and finish
 -:-:- No data available at this section
 NA No data available

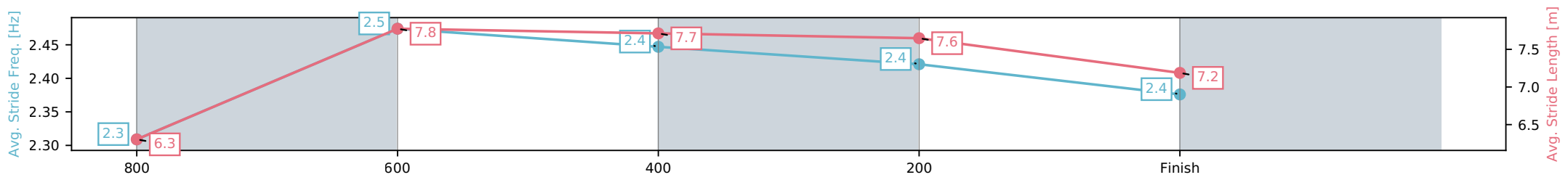
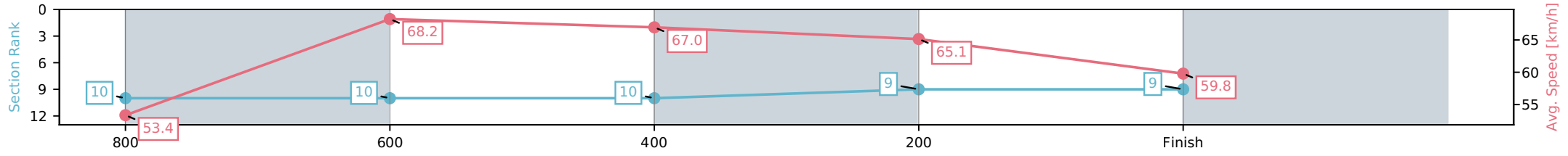
Horse/Jockey Name	Blue Allure/Daniel Moor
Finish Rank	9
Fastest Section Time (Section)	0:10.61 (800-600)
Top Speed [km/h] (Section)	68.8 (800-600)
Race State	Finished



Eagle Farm QLD --Professional-2026-07-01
 Race 7: XXXX GOLD BENCHMARK 70 Handicap - 1000m
 01 July 2026 - 4:04PM
 Track Rating: Soft 5, Weather: Fine, Rail Position: +9m Entire Circuit



Section	L1000	L800	L600	L400	L200
Section Times	0:58.45 (0:13.54)	0:44.91 [10] (0:10.61)	0:34.30 [10] (0:10.84)	0:23.46 [10] (0:11.03)	0:12.43 [9] (0:12.43)
Average Speed [km/h]	53.4	68.2	67.0	65.1	59.8
Top Speed [km/h]	67.6	68.8	67.4	66.5	63.0
Avg. Dist. to Rail [m]	4.3	1.4	1.5	3.3	5.8
Avg. Stride Freq. [Hz]	2.3	2.5	2.4	2.4	2.4
Avg. Stride Length [m]	6.3	7.8	7.7	7.6	7.2



[] Ranking at each section and finish
 -:-:- No data available at this section
 NA No data available

Horse/Jockey Name	Revalene/Chelsea Baker
Finish Rank	10
Fastest Section Time (Section)	0:10.66 (800-600)
Top Speed [km/h] (Section)	68.0 (800-600)
Race State	Finished



Eagle Farm QLD --Professional-2026-07-01

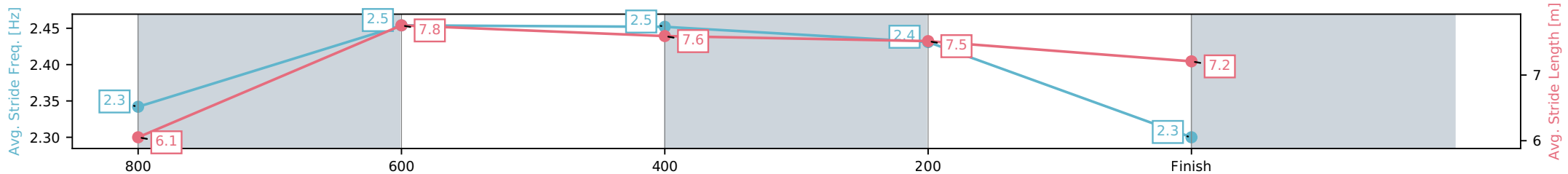
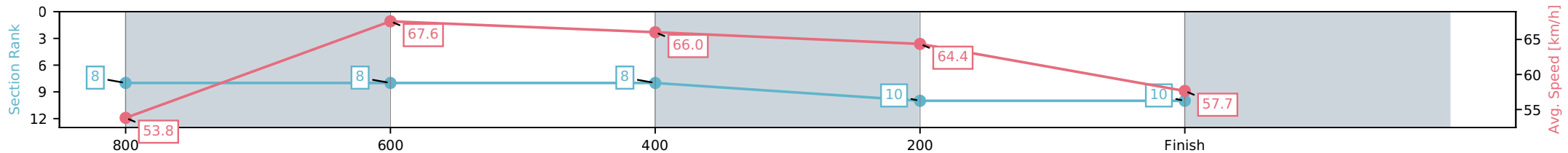
Race 7: XXXX GOLD BENCHMARK 70 Handicap - 1000m

01 July 2026 - 4:04PM

Track Rating: Soft 5, Weather: Fine, Rail Position: +9m Entire Circuit



Section	L1000	L800	L600	L400	L200
Section Times	0:58.72 (0:13.38)	0:45.34 [8] (0:10.66)	0:34.68 [8] (0:10.83)	0:23.84 [8] (0:11.16)	0:12.68 [10] (0:12.68)
Average Speed [km/h]	53.8	67.6	66.0	64.4	57.7
Top Speed [km/h]	67.2	68.0	66.9	65.7	61.9
Avg. Dist. to Rail [m]	2.3	0.5	1.2	1.2	0.8
Avg. Stride Freq. [Hz]	2.3	2.5	2.5	2.4	2.3
Avg. Stride Length [m]	6.1	7.8	7.6	7.5	7.2



- [] Ranking at each section and finish
- :-:- No data available at this section
- NA No data available

Horse/Jockey Name	Speedy One/Jasper Franklin
Finish Rank	11
Fastest Section Time (Section)	0:10.71 (800-600)
Top Speed [km/h] (Section)	70.5 (1000 - 800)
Race State	Finished



Eagle Farm QLD --Professional-2026-07-01

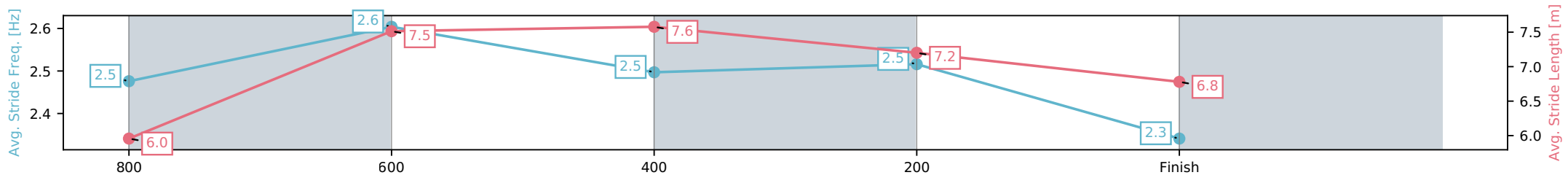
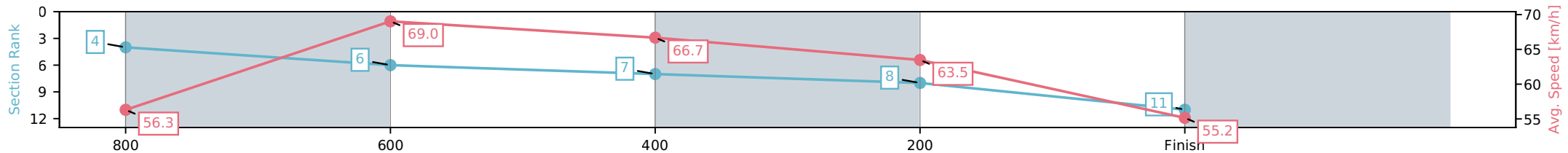
Race 7: XXXX GOLD BENCHMARK 70 Handicap - 1000m

01 July 2026 - 4:04PM

Track Rating: Soft 5, Weather: Fine, Rail Position: +9m Entire Circuit



Section	L1000	L800	L600	L400	L200
Section Times	0:59.15 (0:12.92)	0:46.24 [4] (0:10.71)	0:35.52 [6] (0:10.92)	0:24.61 [7] (0:11.33)	0:13.28 [8] (0:13.28)
Average Speed [km/h]	56.3	69.0	66.7	63.5	55.2
Top Speed [km/h]	70.5	70.5	67.5	66.0	59.7
Avg. Dist. to Rail [m]	8.6	5.7	2.4	5.5	8.3
Avg. Stride Freq. [Hz]	2.5	2.6	2.5	2.5	2.3
Avg. Stride Length [m]	6.0	7.5	7.6	7.2	6.8



- [] Ranking at each section and finish
- :-:- No data available at this section
- NA No data available



Eagle Farm QLD

Race 8: LADBROKES QUICK MULTI BENCHMARK 68 Handicap - 1800m

01 July 2026 - 4:36PM

Track Rating: Soft 5, Weather: Fine, Rail Position: +9m Entire Circuit



BRISBANE RACING CLUB

Field Times	1:49.94	1:36.18	1:24.91	1:13.22	1:01.25	0:48.90	0:36.68	0:24.60
(Race Tempo)	(0:13.76)	(0:11.27)	(0:11.69)	(0:11.98)	(0:12.35)	(0:12.22)	(0:12.07)	(0:12.17)

Rank	TAB#	Horse	Overall Time	First 400m	Top Speed km/h (Section)	L1800	L1600	L1400	L1200	L1000	L800	L600	L400
	(BAR#)	Jockey	Margin (DT-W)	Last 600m	Fastest Section (Time)	Start - 1600	1600 - 1400	1400 - 1200	1200 - 1000	1000 - 800	800 - 600	600 - 400	400 - 200
1	12	Techna	1:49.94	0:25.88	63.7 (400-200)	1:49.94	1:35.73 [8]	1:24.06 [8]	1:12.27 [8]	1:00.11 [8]	0:47.98 [7]	0:35.92 [7]	0:24.08 [4]
	(11)	Robbie Dolan		0:35.92	400-200 (0:11.65)	(0:14.21)	(0:11.67)	(0:11.80)	(0:12.16)	(0:12.13)	(0:12.06)	(0:11.84)	(0:11.65)
2	2	Valorous Power	1:50.62	0:25.49	65.3 (1600-1400)	1:50.62	1:36.57 [6]	1:25.12 [6]	1:13.30 [6]	1:01.10 [6]	0:48.87 [6]	0:36.69 [6]	0:24.60 [8]
	(1)	Benjamin Osmond	4.0L (-4)	0:36.70	1600-1400 (0:11.44)	(0:14.05)	(0:11.44)	(0:11.82)	(0:12.20)	(0:12.24)	(0:12.18)	(0:12.09)	(0:11.86)
3	13	Cansort	1:50.69	0:25.96	63.7 (600-400)	1:50.69	1:36.29 [9]	1:24.73 [9]	1:12.92 [9]	1:00.82 [9]	0:48.71 [8]	0:36.59 [9]	0:24.80 [6]
	(5)	Kyle Wilson-Taylor	4.4L (-8)	0:36.59	1600-1400 (0:11.56)	(0:14.40)	(0:11.56)	(0:11.81)	(0:12.09)	(0:12.12)	(0:12.12)	(0:11.79)	(0:11.72)
4	7	Double Whammy	1:50.89	0:25.73	63.5 (1600-1400)	1:50.89	1:36.81 [7]	1:25.17 [7]	1:13.42 [7]	1:01.06 [7]	0:48.83 [9]	0:36.84 [8]	0:24.84 [9]
	(3)	Brandon Lerena	5.6L (-6)	0:36.84	1600-1400 (0:11.65)	(0:14.08)	(0:11.65)	(0:11.74)	(0:12.36)	(0:12.23)	(0:11.99)	(0:12.00)	(0:11.80)
5	3	San Gabriel	1:50.94	0:25.19	63.9 (1600-1400)	1:50.94	1:37.18 [1]	1:25.75 [3]	1:13.94 [4]	1:01.71 [4]	0:49.58 [3]	0:37.39 [3]	0:25.34 [3]
	(6)	Cejay Graham	5.9L (-8)	0:37.39	1600-1400 (0:11.43)	(0:13.76)	(0:11.43)	(0:11.80)	(0:12.23)	(0:12.14)	(0:12.19)	(0:12.05)	(0:12.23)
6	4	Big Ticket Boy	1:51.03	0:25.02	66.6 (1600-1400)	1:51.03	1:37.27 [2]	1:26.00 [1]	1:14.30 [2]	1:02.12 [2]	0:49.84 [2]	0:37.59 [2]	0:25.47 [2]
	(4)	Georgina Cartwright	6.5L (-4)	0:37.59	1600-1400 (0:11.26)	(0:13.76)	(0:11.26)	(0:11.71)	(0:12.18)	(0:12.28)	(0:12.24)	(0:12.12)	(0:12.10)
7	10	The Big Blue	1:51.05	0:25.36	64.3 (1600-1400)	1:51.05	1:37.13 [5]	1:25.69 [5]	1:14.00 [5]	1:01.77 [5]	0:49.46 [5]	0:37.25 [5]	0:25.19 [5]
	(2)	Courtney Bellamy	6.6L (-4)	0:37.25	1600-1400 (0:11.44)	(0:13.92)	(0:11.44)	(0:11.70)	(0:12.23)	(0:12.30)	(0:12.21)	(0:12.06)	(0:11.93)
8	1	Divakara	1:51.22	0:26.45	62.8 (1400-1200)	1:51.22	1:36.56 [11]	1:24.77 [11]	1:13.05 [11]	1:00.92 [11]	0:48.69 [11]	0:36.82 [10]	0:24.87 [10]
	(12)	Jai Williams	7.5L (-4)	0:36.82	1400-1200 (0:11.72)	(0:14.66)	(0:11.79)	(0:11.72)	(0:12.13)	(0:12.23)	(0:11.88)	(0:11.95)	(0:11.82)
9	11	Power Reece	1:51.32	0:25.18	65.1 (1600-1400)	1:51.32	1:37.54 [3]	1:26.13 [2]	1:14.60 [1]	1:02.63 [1]	0:50.28 [1]	0:38.06 [1]	0:25.98 [1]
	(10)	Ben Thompson	8.1L (+2)	0:38.05	1600-1400 (0:11.40)	(0:13.78)	(0:11.40)	(0:11.52)	(0:11.98)	(0:12.35)	(0:12.22)	(0:12.07)	(0:12.41)
10	9	Mad Ana	1:51.56	0:26.43	63.8 (600-400)	1:51.56	1:36.98 [10]	1:25.13 [10]	1:13.43 [10]	1:01.38 [10]	0:49.08 [10]	0:37.04 [11]	0:25.14 [11]
	(7)	Olivia Kendal	9.6L (+0)	0:37.04	1400-1200 (0:11.70)	(0:14.58)	(0:11.85)	(0:11.70)	(0:12.05)	(0:12.30)	(0:12.05)	(0:11.90)	(0:11.75)

Scratched: Riez Souvent (#5), Bodhran (#6), Uniquely Famous (#14), Hideout (#15)

Report Created: Wed 01 July 2026

(Note: Races are conducted over an approximate distance as close as possible to the advertised distance, and recorded data may vary accordingly. Official times refer to race times only and do not include handicap times.)

[] Position in running at each section and finish
 TAB# Saddle cloth number
 --- No data available at this section
 BAR# Barrier/Gate Position
 NA No data available
 DNF Did not finish
 DNT Did not track
 DT-W Distance travelled compared to winner in metres

Fastest split
 Fastest section

data processed by TRIPLESDATA



Eagle Farm QLD

Race 8: LADBROKES QUICK MULTI BENCHMARK 68 Handicap - 1800m

01 July 2026 - 4:36PM

Track Rating: Soft 5, Weather: Fine, Rail Position: +9m Entire Circuit



BRISBANE
RACING CLUB

Field Times (Race Tempo) 1:49.94 (0:13.76) 1:36.18 (0:11.27) 1:24.91 (0:11.69) 1:13.22 (0:11.98) 1:01.25 (0:12.35) 0:48.90 (0:12.22) 0:36.68 (0:12.07) 0:24.60 (0:12.17)

Rank	TAB#	Horse	Overall Time	First 400m	Top Speed km/h (Section)	L1800	L1600	L1400	L1200	L1000	L800	L600	L400
	(BAR#)	Jockey	Margin (DT-W)	Last 600m	Fastest Section (Time)	Start - 1600	1600 - 1400	1400 - 1200	1200 - 1000	1000 - 800	800 - 600	600 - 400	400 - 200
11	8	Empress Of Japan	1:54.68	0:25.26	64.9 (1600-1400)	1:54.68	1:40.83 [4]	1:29.41 [4]	1:17.75 [3]	1:05.59 [3]	0:53.27 [4]	0:41.12 [4]	0:28.75 [7]
	(8)	Daniel Moor	27.9L (-4)	0:41.12	1600-1400 (0:11.41)	(0:13.85)	(0:11.41)	(0:11.67)	(0:12.16)	(0:12.32)	(0:12.14)	(0:12.37)	(0:13.04)

Scratched: Riez Souvent (#5), Bodhran (#6), Uniquely Famous (#14), Hideout (#15)

Report Created: Wed 01 July 2026

(Note: Races are conducted over an approximate distance as close as possible to the advertised distance, and recorded data may vary accordingly. Official times refer to race times only and do not include handicap times.)

[] Position in running at each section and finish TAB# Saddle cloth number
 -:-:- No data available at this section BAR# Barrier/Gate Position
 NA No data available DNF Did not finish
 DNT Did not track DT-W Distance travelled compared to winner in metres

Fastest split
 Fastest section

data processed by TRIPLES DATA



Eagle Farm QLD

Race 8: LADBROKES QUICK MULTI BENCHMARK 68 Handicap - 1800m

01 July 2026 - 4:36PM

Track Rating: Soft 5, Weather: Fine, Rail Position: +9m Entire Circuit



BRISBANE
RACING CLUB

Field Times 0:12.43
(Race Tempo) (0:12.43)

Rank	TAB#	Horse	Overall Time	First 400m	Top Speed km/h (Section)	L200									
	(BAR#)	Jockey	Margin (DT-W)	Last 600m	Fastest Section (Time)	200 - Finish									
1	12	Techna	1:49.94	0:25.88	63.7 (400-200)	0:12.43 [1]									
	(11)	Robbie Dolan		0:35.92	400-200 (0:11.65)	(0:12.43)									
2	2	Valorous Power	1:50.62	0:25.49	65.3 (1600-1400)	0:12.75 [8]									
	(1)	Benjamin Osmond	4.0L (-4)	0:36.70	1600-1400 (0:11.44)	(0:12.75)									
3	13	Cansort	1:50.69	0:25.96	63.7 (600-400)	0:13.08 [2]									
	(5)	Kyle Wilson-Taylor	4.4L (-8)	0:36.59	1600-1400 (0:11.56)	(0:13.08)									
4	7	Double Whammy	1:50.89	0:25.73	63.5 (1600-1400)	0:13.04 [7]									
	(3)	Brandon Lerena	5.6L (-6)	0:36.84	1600-1400 (0:11.65)	(0:13.04)									
5	3	San Gabriel	1:50.94	0:25.19	63.9 (1600-1400)	0:13.11 [6]									
	(6)	Cejay Graham	5.9L (-8)	0:37.39	1600-1400 (0:11.43)	(0:13.11)									
6	4	Big Ticket Boy	1:51.03	0:25.02	66.6 (1600-1400)	0:13.37 [3]									
	(4)	Georgina Cartwright	6.5L (-4)	0:37.59	1600-1400 (0:11.26)	(0:13.37)									
7	10	The Big Blue	1:51.05	0:25.36	64.3 (1600-1400)	0:13.26 [5]									
	(2)	Courtney Bellamy	6.6L (-4)	0:37.25	1600-1400 (0:11.44)	(0:13.26)									
8	1	Divakara	1:51.22	0:26.45	62.8 (1400-1200)	0:13.05 [9]									
	(12)	Jai Williams	7.5L (-4)	0:36.82	1400-1200 (0:11.72)	(0:13.05)									
9	11	Power Reece	1:51.32	0:25.18	65.1 (1600-1400)	0:13.57 [4]									
	(10)	Ben Thompson	8.1L (+2)	0:38.05	1600-1400 (0:11.40)	(0:13.57)									
10	9	Mad Ana	1:51.56	0:26.43	63.8 (600-400)	0:13.39 [9]									
	(7)	Olivia Kendal	9.6L (+0)	0:37.04	1400-1200 (0:11.70)	(0:13.39)									

Scratched: Riez Souvent (#5), Bodhran (#6), Uniquely Famous (#14), Hideout (#15)

Report Created: Wed 01 July 2026

(Note: Races are conducted over an approximate distance as close as possible to the advertised distance, and recorded data may vary accordingly. Official times refer to race times only and do not include handicap times.)

[] Position in running at each section and finish
 TAB# Saddle cloth number
 -:-- No data available at this section
 NA No data available
 DNT Did not track

BAR# Barrier/Gate Position
 DNF Did not finish
 DT-W Distance travelled compared to winner in metres

Fastest split
 Fastest section

data processed by TRIPLES DATA



Eagle Farm QLD

Race 8: LADBROKES QUICK MULTI BENCHMARK 68 Handicap - 1800m

01 July 2026 - 4:36PM

Track Rating: Soft 5, Weather: Fine, Rail Position: +9m Entire Circuit



BRISBANE
RACING CLUB

Field Times 0:12.43
(Race Tempo) (0:12.43)

Rank	TAB#	Horse	Overall Time	First 400m	Top Speed km/h (Section)	L200							
	(BAR#)	Jockey	Margin (DT-W)	Last 600m	Fastest Section (Time)	200 - Finish							
11	8	Empress Of Japan	1:54.68	0:25.26	64.9 (1600-1400)	0:15.71 [11]							
	(8)	Daniel Moor	27.9L (-4)	0:41.12	1600-1400 (0:11.41)	(0:15.71)							

Scratched: Riez Souvent (#5), Bodhran (#6), Uniquely Famous (#14), Hideout (#15)

Report Created: Wed 01 July 2026

(Note: Races are conducted over an approximate distance as close as possible to the advertised distance, and recorded data may vary accordingly. Official times refer to race times only and do not include handicap times.)

[] Position in running at each section and finish TAB# Saddle cloth number

:-:-- No data available at this section

NA No data available

DNT Did not track

BAR# Barrier/Gate Position

DNF Did not finish

DT-W Distance travelled compared to winner in metres

Fastest split

Fastest section

data processed by  TRIPLES DATA

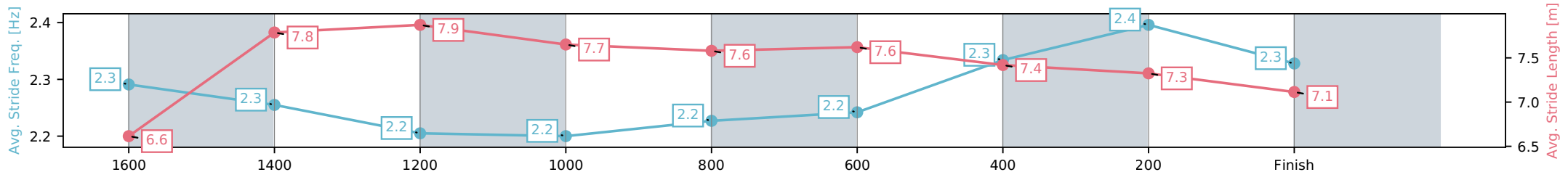
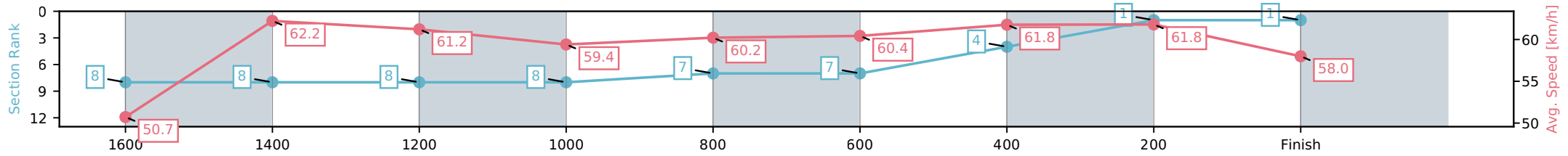
Horse/Jockey Name	Techna/Robbie Dolan
Finish Rank	1
Fastest Section Time (Section)	0:11.65 (400-200)
Top Speed [km/h] (Section)	63.7 (400-200)
Race State	Finished



Eagle Farm QLD --Professional-2026-07-01
 Race 8: LADBROKES QUICK MULTI BENCHMARK 68
 Handicap - 1800m
 01 July 2026 - 4:36PM
 Track Rating: Soft 5, Weather: Fine, Rail Position: +9m Entire Circuit



Section	L1800	L1600	L1400	L1200	L1000	L800	L600	L400	L200
Section Times	1:49.94 (0:14.21)	1:35.73 [8] (0:11.67)	1:24.06 [8] (0:11.80)	1:12.27 [8] (0:12.16)	1:00.11 [8] (0:12.13)	0:47.98 [7] (0:12.06)	0:35.92 [7] (0:11.84)	0:24.08 [4] (0:11.65)	0:12.43 [1] (0:12.43)
Average Speed [km/h]	50.7	62.2	61.2	59.4	60.2	60.4	61.8	61.8	58.0
Top Speed [km/h]	62.7	62.9	62.5	60.9	61.6	61.5	63.6	63.7	59.9
Avg. Dist. to Rail [m]	6.0	2.5	3.4	3.9	3.1	2.5	3.1	2.8	2.0
Avg. Stride Freq. [Hz]	2.3	2.3	2.2	2.2	2.2	2.2	2.3	2.4	2.3
Avg. Stride Length [m]	6.6	7.8	7.9	7.7	7.6	7.6	7.4	7.3	7.1



[] Ranking at each section and finish
 -:-:- No data available at this section
 NA No data available

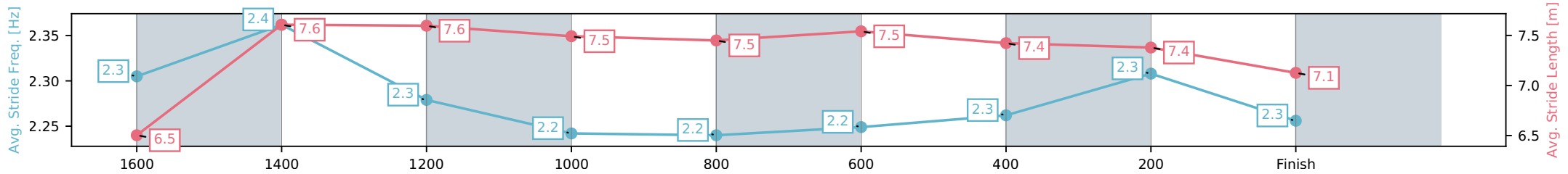
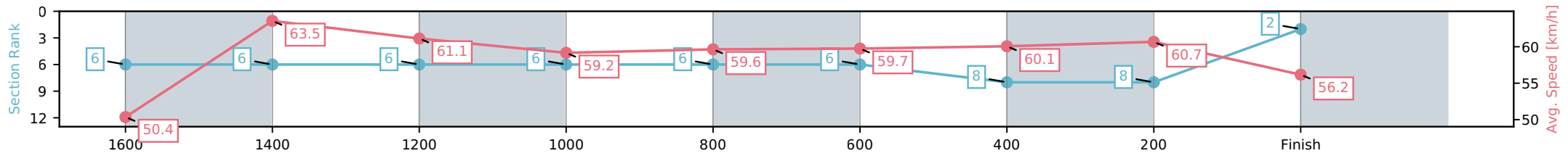
Horse/Jockey Name	Valorous Power/Benjamin Osmond
Finish Rank	2
Fastest Section Time (Section)	0:11.44 (1600-1400)
Top Speed [km/h] (Section)	65.3 (1600-1400)
Race State	Finished



Eagle Farm QLD --Professional-2026-07-01
 Race 8: LADBROKES QUICK MULTI BENCHMARK 68
 Handicap - 1800m
 01 July 2026 - 4:36PM
 Track Rating: Soft 5, Weather: Fine, Rail Position: +9m Entire Circuit



Section	L1800	L1600	L1400	L1200	L1000	L800	L600	L400	L200
Section Times	1:50.62 (0:14.05)	1:36.57 [6] (0:11.44)	1:25.12 [6] (0:11.82)	1:13.30 [6] (0:12.20)	1:01.10 [6] (0:12.24)	0:48.87 [6] (0:12.18)	0:36.69 [6] (0:12.09)	0:24.60 [8] (0:11.86)	0:12.75 [8] (0:12.75)
Average Speed [km/h]	50.4	63.5	61.1	59.2	59.6	59.7	60.1	60.7	56.2
Top Speed [km/h]	63.1	65.3	62.4	60.8	60.9	60.9	61.0	61.4	60.5
Avg. Dist. to Rail [m]	1.1	3.5	3.6	3.1	2.5	2.5	1.6	2.2	2.5
Avg. Stride Freq. [Hz]	2.3	2.4	2.3	2.2	2.2	2.2	2.3	2.3	2.3
Avg. Stride Length [m]	6.5	7.6	7.6	7.5	7.5	7.5	7.4	7.4	7.1



[] Ranking at each section and finish
 -:-:- No data available at this section
 NA No data available

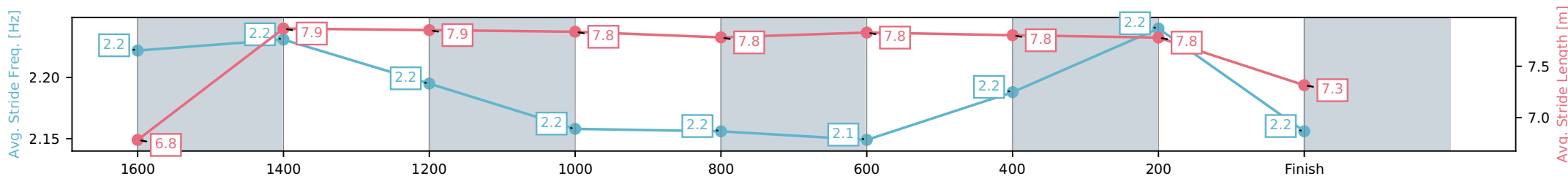
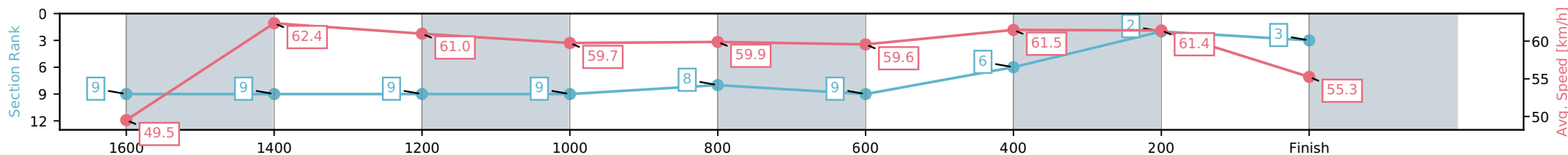
Horse/Jockey Name	Cansort/Kyle Wilson-Taylor
Finish Rank	3
Fastest Section Time (Section)	0:11.56 (1600-1400)
Top Speed [km/h] (Section)	63.7 (600-400)
Race State	Finished



Eagle Farm QLD --Professional-2026-07-01
 Race 8: LADBROKES QUICK MULTI BENCHMARK 68
 Handicap - 1800m
 01 July 2026 - 4:36PM
 Track Rating: Soft 5, Weather: Fine, Rail Position: +9m Entire Circuit



Section	L1800	L1600	L1400	L1200	L1000	L800	L600	L400	L200
Section Times	1:50.69 (0:14.40)	1:36.29 [9] (0:11.56)	1:24.73 [9] (0:11.81)	1:12.92 [9] (0:12.09)	1:00.82 [9] (0:12.12)	0:48.71 [8] (0:12.12)	0:36.59 [9] (0:11.79)	0:24.80 [6] (0:11.72)	0:13.08 [2] (0:13.08)
Average Speed [km/h]	49.5	62.4	61.0	59.7	59.9	59.6	61.5	61.4	55.3
Top Speed [km/h]	61.2	63.2	62.0	60.4	61.3	61.0	63.7	63.5	58.7
Avg. Dist. to Rail [m]	3.2	0.7	1.3	1.8	1.6	0.7	1.7	4.3	4.7
Avg. Stride Freq. [Hz]	2.2	2.2	2.2	2.2	2.2	2.1	2.2	2.2	2.2
Avg. Stride Length [m]	6.8	7.9	7.9	7.8	7.8	7.8	7.8	7.8	7.3



[] Ranking at each section and finish
 -:-:- No data available at this section
 NA No data available

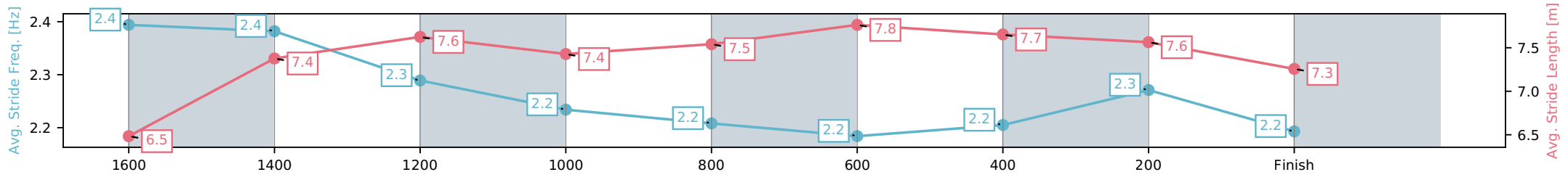
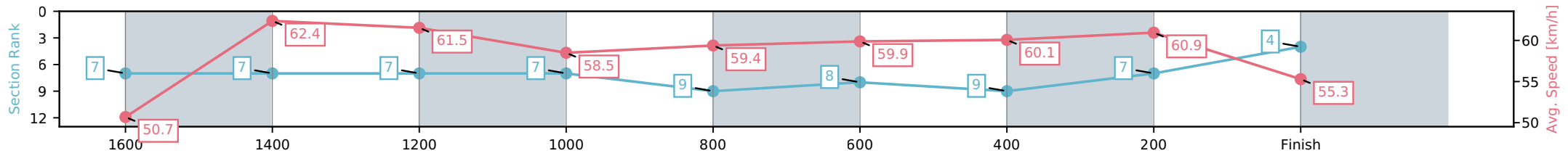
Horse/Jockey Name	Double Whammy/Brandon Lerena
Finish Rank	4
Fastest Section Time (Section)	0:11.65 (1600-1400)
Top Speed [km/h] (Section)	63.5 (1600-1400)
Race State	Finished



Eagle Farm QLD --Professional-2026-07-01
 Race 8: LADBROKES QUICK MULTI BENCHMARK 68
 Handicap - 1800m
 01 July 2026 - 4:36PM
 Track Rating: Soft 5, Weather: Fine, Rail Position: +9m Entire Circuit



Section	L1800	L1600	L1400	L1200	L1000	L800	L600	L400	L200
Section Times	1:50.89 (0:14.08)	1:36.81 [7] (0:11.65)	1:25.17 [7] (0:11.74)	1:13.42 [7] (0:12.36)	1:01.06 [7] (0:12.23)	0:48.83 [9] (0:11.99)	0:36.84 [8] (0:12.00)	0:24.84 [9] (0:11.80)	0:13.04 [7] (0:13.04)
Average Speed [km/h]	50.7	62.4	61.5	58.5	59.4	59.9	60.1	60.9	55.3
Top Speed [km/h]	62.2	63.5	63.1	60.5	60.7	60.8	60.6	62.1	58.6
Avg. Dist. to Rail [m]	1.9	3.1	3.3	3.6	1.9	0.6	0.5	3.7	5.5
Avg. Stride Freq. [Hz]	2.4	2.4	2.3	2.2	2.2	2.2	2.2	2.3	2.2
Avg. Stride Length [m]	6.5	7.4	7.6	7.4	7.5	7.8	7.7	7.6	7.3



[] Ranking at each section and finish
 -:-:- No data available at this section
 NA No data available

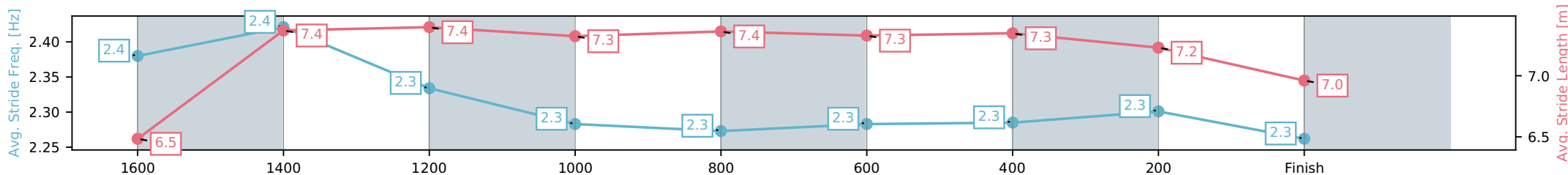
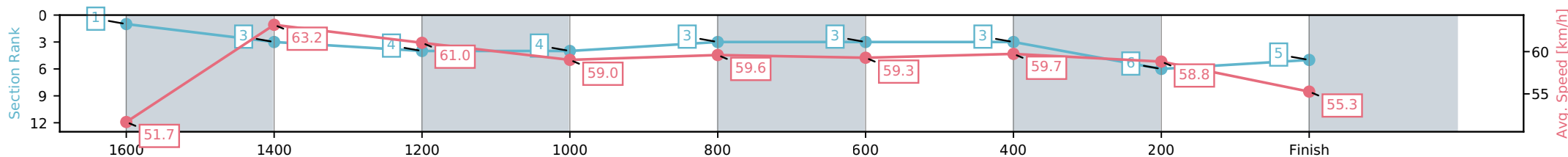
Horse/Jockey Name	San Gabriel/Cejay Graham
Finish Rank	5
Fastest Section Time (Section)	0:11.43 (1600-1400)
Top Speed [km/h] (Section)	63.9 (1600-1400)
Race State	Finished



Eagle Farm QLD --Professional-2026-07-01
 Race 8: LADBROKES QUICK MULTI BENCHMARK 68
 Handicap - 1800m
 01 July 2026 - 4:36PM
 Track Rating: Soft 5, Weather: Fine, Rail Position: +9m Entire Circuit



Section	L1800	L1600	L1400	L1200	L1000	L800	L600	L400	L200
Section Times	1:50.94 (0:13.76)	1:37.18 [1] (0:11.43)	1:25.75 [3] (0:11.80)	1:13.94 [4] (0:12.23)	1:01.71 [4] (0:12.14)	0:49.58 [3] (0:12.19)	0:37.39 [3] (0:12.05)	0:25.34 [3] (0:12.23)	0:13.11 [6] (0:13.11)
Average Speed [km/h]	51.7	63.2	61.0	59.0	59.6	59.3	59.7	58.8	55.3
Top Speed [km/h]	62.7	63.9	62.4	60.5	60.4	60.1	60.4	60.3	57.8
Avg. Dist. to Rail [m]	3.0	1.1	1.4	1.9	1.3	0.6	0.4	0.2	0.2
Avg. Stride Freq. [Hz]	2.4	2.4	2.3	2.3	2.3	2.3	2.3	2.3	2.3
Avg. Stride Length [m]	6.5	7.4	7.4	7.3	7.4	7.3	7.3	7.2	7.0



[] Ranking at each section and finish
 -:-:- No data available at this section
 NA No data available

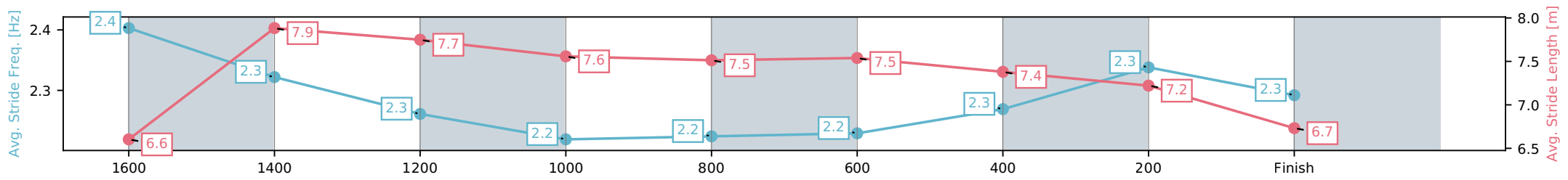
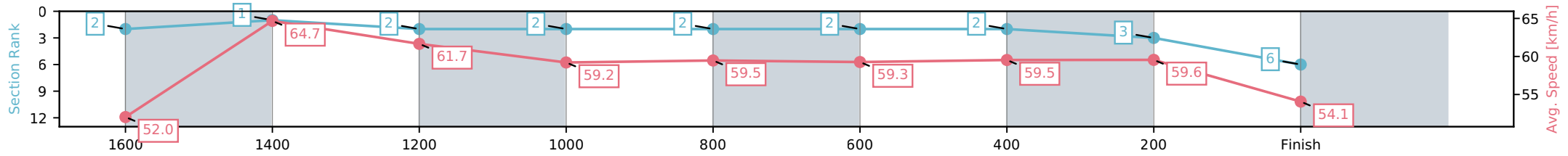
Horse/Jockey Name	Big Ticket Boy/Georgina Cartwright
Finish Rank	6
Fastest Section Time (Section)	0:11.26 (1600-1400)
Top Speed [km/h] (Section)	66.6 (1600-1400)
Race State	Finished



Eagle Farm QLD --Professional-2026-07-01
 Race 8: LADBROKES QUICK MULTI BENCHMARK 68
 Handicap - 1800m
 01 July 2026 - 4:36PM
 Track Rating: Soft 5, Weather: Fine, Rail Position: +9m Entire Circuit



Section	L1800	L1600	L1400	L1200	L1000	L800	L600	L400	L200
Section Times	1:51.03 (0:13.76)	1:37.27 [2] (0:11.26)	1:26.00 [1] (0:11.71)	1:14.30 [2] (0:12.18)	1:02.12 [2] (0:12.28)	0:49.84 [2] (0:12.24)	0:37.59 [2] (0:12.12)	0:25.47 [2] (0:12.10)	0:13.37 [3] (0:13.37)
Average Speed [km/h]	52.0	64.7	61.7	59.2	59.5	59.3	59.5	59.6	54.1
Top Speed [km/h]	65.9	66.6	63.6	60.5	60.3	60.2	60.6	61.2	56.8
Avg. Dist. to Rail [m]	3.9	4.0	2.7	2.2	2.6	2.0	0.6	0.5	0.3
Avg. Stride Freq. [Hz]	2.4	2.3	2.3	2.2	2.2	2.2	2.3	2.3	2.3
Avg. Stride Length [m]	6.6	7.9	7.7	7.6	7.6	7.5	7.4	7.2	6.7



[] Ranking at each section and finish
 -:-:- No data available at this section
 NA No data available

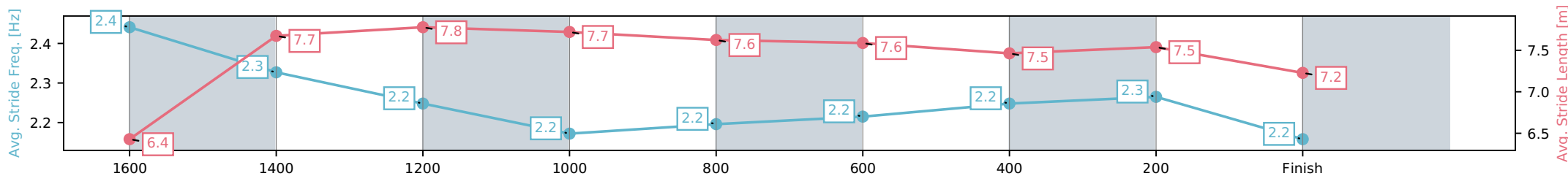
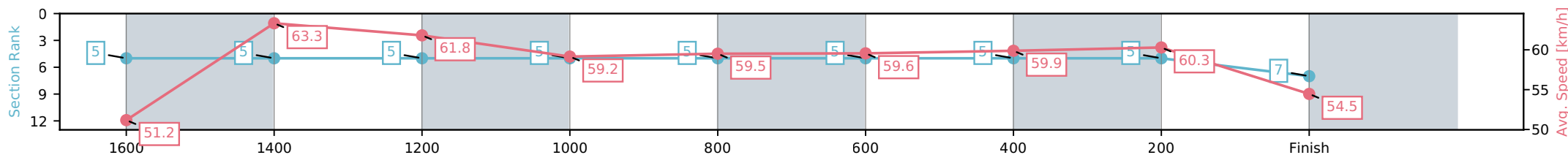
Horse/Jockey Name	The Big Blue/Courtney Bellamy
Finish Rank	7
Fastest Section Time (Section)	0:11.44 (1600-1400)
Top Speed [km/h] (Section)	64.3 (1600-1400)
Race State	Finished



Eagle Farm QLD --Professional-2026-07-01
 Race 8: LADBROKES QUICK MULTI BENCHMARK 68
 Handicap - 1800m
 01 July 2026 - 4:36PM
 Track Rating: Soft 5, Weather: Fine, Rail Position: +9m Entire Circuit



Section	L1800	L1600	L1400	L1200	L1000	L800	L600	L400	L200
Section Times	1:51.05 (0:13.92)	1:37.13 [5] (0:11.44)	1:25.69 [5] (0:11.70)	1:14.00 [5] (0:12.23)	1:01.77 [5] (0:12.30)	0:49.46 [5] (0:12.21)	0:37.25 [5] (0:12.06)	0:25.19 [5] (0:11.93)	0:13.26 [5] (0:13.26)
Average Speed [km/h]	51.2	63.3	61.8	59.2	59.5	59.6	59.9	60.3	54.5
Top Speed [km/h]	64.2	64.3	63.6	61.1	60.8	60.3	62.0	62.2	58.8
Avg. Dist. to Rail [m]	2.1	2.6	3.1	3.8	3.8	2.0	0.6	1.4	1.9
Avg. Stride Freq. [Hz]	2.4	2.3	2.2	2.2	2.2	2.2	2.2	2.3	2.2
Avg. Stride Length [m]	6.4	7.7	7.8	7.7	7.6	7.6	7.5	7.5	7.2



[] Ranking at each section and finish
 -:-:- No data available at this section
 NA No data available

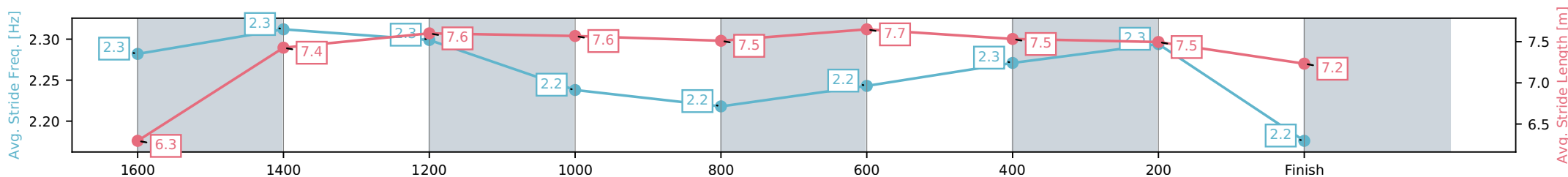
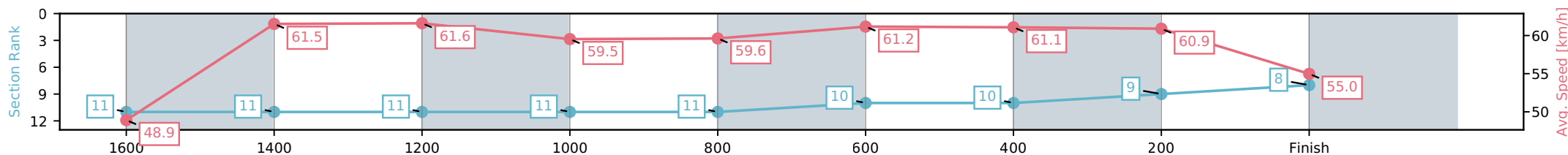
Horse/Jockey Name	Divakara/Jai Williams
Finish Rank	8
Fastest Section Time (Section)	0:11.72 (1400-1200)
Top Speed [km/h] (Section)	62.8 (1400-1200)
Race State	Finished



Eagle Farm QLD --Professional-2026-07-01
 Race 8: LADBROKES QUICK MULTI BENCHMARK 68
 Handicap - 1800m
 01 July 2026 - 4:36PM
 Track Rating: Soft 5, Weather: Fine, Rail Position: +9m Entire Circuit



Section	L1800	L1600	L1400	L1200	L1000	L800	L600	L400	L200
Section Times	1:51.22 (0:14.66)	1:36.56 [11] (0:11.79)	1:24.77 [11] (0:11.72)	1:13.05 [11] (0:12.13)	1:00.92 [11] (0:12.23)	0:48.69 [11] (0:11.88)	0:36.82 [10] (0:11.95)	0:24.87 [10] (0:11.82)	0:13.05 [9] (0:13.05)
Average Speed [km/h]	48.9	61.5	61.6	59.5	59.6	61.2	61.1	60.9	55.0
Top Speed [km/h]	61.5	62.7	62.8	60.4	60.4	62.4	62.1	62.7	58.3
Avg. Dist. to Rail [m]	5.1	2.7	3.3	3.0	2.5	2.0	2.6	1.6	4.0
Avg. Stride Freq. [Hz]	2.3	2.3	2.3	2.2	2.2	2.2	2.3	2.3	2.2
Avg. Stride Length [m]	6.3	7.4	7.6	7.6	7.6	7.5	7.7	7.5	7.2



- [] Ranking at each section and finish
- :-:- No data available at this section
- NA No data available

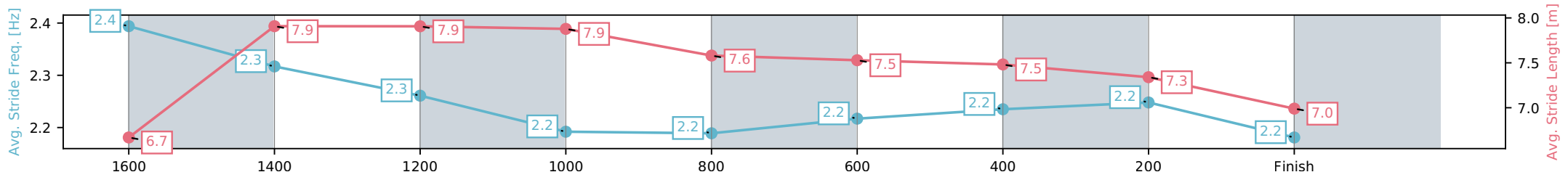
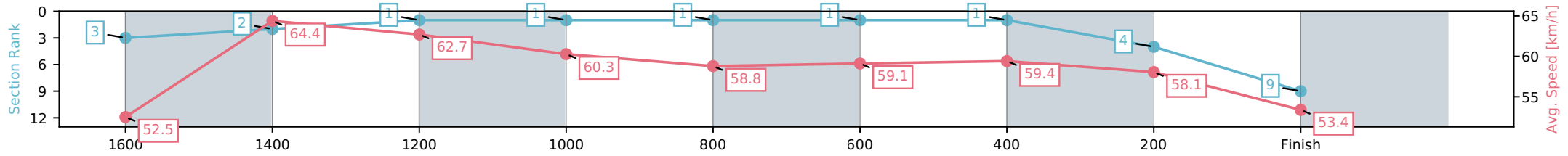
Horse/Jockey Name	Power Reece/Ben Thompson
Finish Rank	9
Fastest Section Time (Section)	0:11.40 (1600-1400)
Top Speed [km/h] (Section)	65.1 (1600-1400)
Race State	Finished



Eagle Farm QLD --Professional-2026-07-01
 Race 8: LADBROKES QUICK MULTI BENCHMARK 68
 Handicap - 1800m
 01 July 2026 - 4:36PM
 Track Rating: Soft 5, Weather: Fine, Rail Position: +9m Entire Circuit



Section	L1800	L1600	L1400	L1200	L1000	L800	L600	L400	L200
Section Times	1:51.32 (0:13.78)	1:37.54 [3] (0:11.40)	1:26.13 [2] (0:11.52)	1:14.60 [1] (0:11.98)	1:02.63 [1] (0:12.35)	0:50.28 [1] (0:12.22)	0:38.06 [1] (0:12.07)	0:25.98 [1] (0:12.41)	0:13.57 [4] (0:13.57)
Average Speed [km/h]	52.5	64.4	62.7	60.3	58.8	59.1	59.4	58.1	53.4
Top Speed [km/h]	65.1	65.1	64.2	62.1	59.8	59.8	59.7	59.7	56.3
Avg. Dist. to Rail [m]	7.2	5.5	5.6	4.2	2.0	0.9	0.7	1.4	1.2
Avg. Stride Freq. [Hz]	2.4	2.3	2.3	2.2	2.2	2.2	2.2	2.2	2.2
Avg. Stride Length [m]	6.7	7.9	7.9	7.9	7.9	7.6	7.5	7.5	7.0



[] Ranking at each section and finish
 -:-:- No data available at this section
 NA No data available

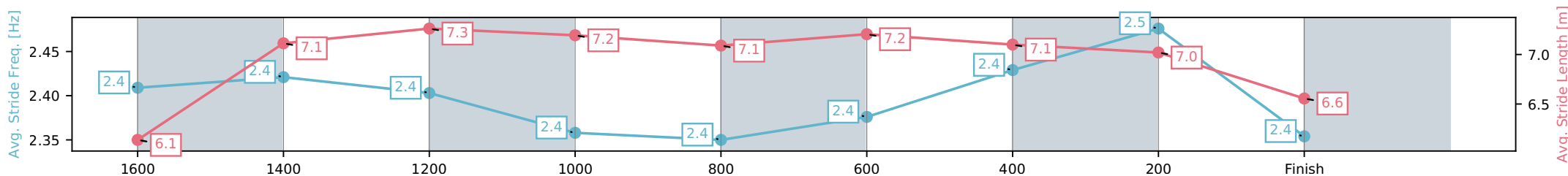
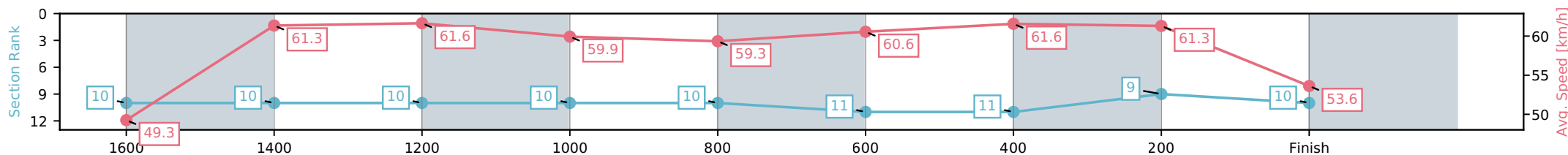
Horse/Jockey Name	Mad Ana/Olivia Kendal
Finish Rank	10
Fastest Section Time (Section)	0:11.70 (1400-1200)
Top Speed [km/h] (Section)	63.8 (600-400)
Race State	Finished



Eagle Farm QLD --Professional-2026-07-01
 Race 8: LADBROKES QUICK MULTI BENCHMARK 68
 Handicap - 1800m
 01 July 2026 - 4:36PM
 Track Rating: Soft 5, Weather: Fine, Rail Position: +9m Entire Circuit



Section	L1800	L1600	L1400	L1200	L1000	L800	L600	L400	L200
Section Times	1:51.56 (0:14.58)	1:36.98 [10] (0:11.85)	1:25.13 [10] (0:11.70)	1:13.43 [10] (0:12.05)	1:01.38 [10] (0:12.30)	0:49.08 [10] (0:12.05)	0:37.04 [11] (0:11.90)	0:25.14 [11] (0:11.75)	0:13.39 [9] (0:13.39)
Average Speed [km/h]	49.3	61.3	61.6	59.9	59.3	60.6	61.6	61.3	53.6
Top Speed [km/h]	62.1	63.5	63.7	60.7	62.2	61.4	63.8	63.0	57.1
Avg. Dist. to Rail [m]	5.0	3.2	2.7	2.5	2.9	2.9	3.3	5.5	4.3
Avg. Stride Freq. [Hz]	2.4	2.4	2.4	2.4	2.4	2.4	2.4	2.5	2.4
Avg. Stride Length [m]	6.1	7.1	7.3	7.2	7.1	7.2	7.1	7.0	6.6



[] Ranking at each section and finish
 -:-:- No data available at this section
 NA No data available

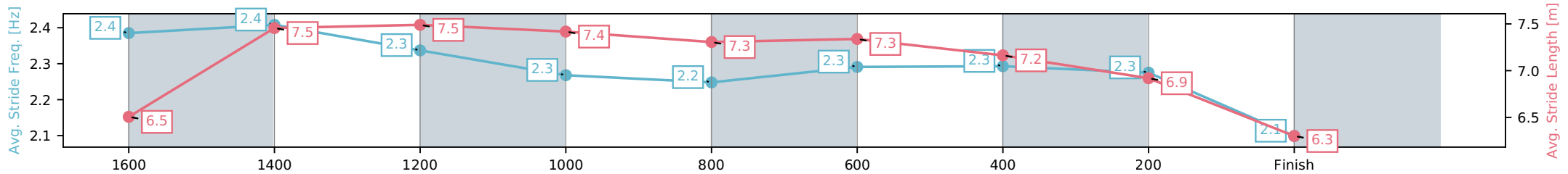
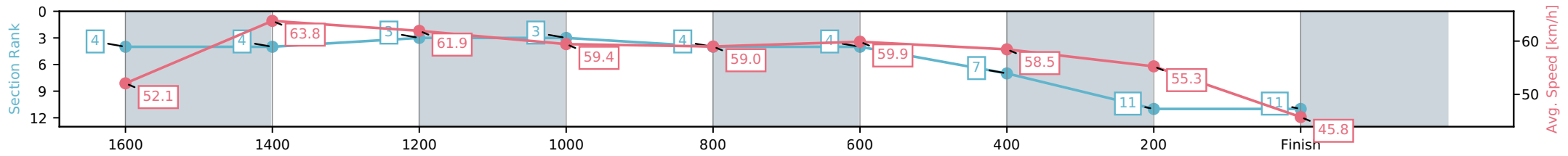
Horse/Jockey Name	Empress Of Japan/Daniel Moor
Finish Rank	11
Fastest Section Time (Section)	0:11.41 (1600-1400)
Top Speed [km/h] (Section)	64.9 (1600-1400)
Race State	Finished



Eagle Farm QLD --Professional-2026-07-01
 Race 8: LADBROKES QUICK MULTI BENCHMARK 68
 Handicap - 1800m
 01 July 2026 - 4:36PM
 Track Rating: Soft 5, Weather: Fine, Rail Position: +9m Entire Circuit



Section	L1800	L1600	L1400	L1200	L1000	L800	L600	L400	L200
Section Times	1:54.68 (0:13.85)	1:40.83 [4] (0:11.41)	1:29.41 [4] (0:11.67)	1:17.75 [3] (0:12.16)	1:05.59 [3] (0:12.32)	0:53.27 [4] (0:12.14)	0:41.12 [4] (0:12.37)	0:28.75 [7] (0:13.04)	0:15.71 [11] (0:15.71)
Average Speed [km/h]	52.1	63.8	61.9	59.4	59.0	59.9	58.5	55.3	45.8
Top Speed [km/h]	64.5	64.9	64.5	61.1	60.4	60.9	58.9	58.0	52.6
Avg. Dist. to Rail [m]	6.0	3.7	3.8	3.4	2.5	1.8	1.3	3.8	2.7
Avg. Stride Freq. [Hz]	2.4	2.4	2.3	2.3	2.2	2.3	2.3	2.3	2.1
Avg. Stride Length [m]	6.5	7.5	7.5	7.4	7.3	7.3	7.2	6.9	6.3



[] Ranking at each section and finish
 -.-.- No data available at this section
 NA No data available