



Mackay QLD
 Race 1: BOB SYMONS QTIS Two-Year-Old Handicap - 1100m
 02 July 2026 - 1:11PM



MACKAY TURF CLUB
 Ooralea Racecourse

Track Rating: Soft 5, Weather: Fine, Rail Position: +3m Entire Circuit

Field Times (Race Tempo) 1:03.98 0:55.48 0:44.98 0:34.31 0:23.17 0:11.98
 (0:08.50) (0:10.50) (0:10.67) (0:11.14) (0:11.18) (0:11.98)

Rank	TAB#	Horse	Overall Time	First 400m	Top Speed km/h (Section)	L1100	L1000	L800	L600	L400	L200		
	(BAR#)	Jockey	Margin (DT-W)	Last 600m	Fastest Section (Time)	Start - 1000	1000 - 800	800 - 600	600 - 400	400 - 200	200 - Finish		
1	1	Alberta Bound	1:03.98	0:24.26	69.7 (1000-800)	1:03.98	0:55.48 [1]	0:44.98 [1]	0:34.31 [1]	0:23.17 [1]	0:11.98 [1]		
	(7)	Ryan Wiggins		0:34.30	1000-800 (0:10.50)	(0:08.50)	(0:10.50)	(0:10.67)	(0:11.14)	(0:11.18)	(0:11.98)		
2	5	Anders Kiss	1:04.79	0:24.55	69.7 (1000-800)	1:04.79	0:56.13 [4]	0:45.56 [3]	0:34.78 [3]	0:23.66 [2]	0:12.17 [2]		
	(1)	Tahlia Fenlon	4.8L (+3)	0:34.78	1000-800 (0:10.56)	(0:08.66)	(0:10.56)	(0:10.79)	(0:11.12)	(0:11.49)	(0:12.17)		
3	8	Tiger Rocket	1:05.66	0:25.03	69.7 (800-600)	1:05.66	0:56.64 [7]	0:45.94 [7]	0:35.17 [7]	0:23.72 [7]	0:12.09 [4]		
	(3)	Chelsea Jokic	9.9L (-2)	0:35.17	1000-800 (0:10.70)	(0:09.02)	(0:10.70)	(0:10.77)	(0:11.45)	(0:11.63)	(0:12.09)		
4	6	Mean Magic	1:05.72	0:24.88	69.1 (1000-800)	1:05.72	0:57.06 [5]	0:46.24 [6]	0:35.33 [6]	0:23.86 [6]	0:11.98 [7]		
	(4)	Ben Kennedy	10.2L (-3)	0:35.32	1000-800 (0:10.82)	(0:08.66)	(0:10.82)	(0:10.91)	(0:11.47)	(0:11.87)	(0:11.98)		
5	7	Reves Time	1:06.03	0:24.49	69.6 (800-600)	1:06.03	0:57.38 [3]	0:46.80 [3]	0:35.96 [4]	0:24.38 [4]	0:12.42 [5]		
	(2)	Georgina Cartwright	12.0L (-2)	0:35.97	1000-800 (0:10.58)	(0:08.65)	(0:10.58)	(0:10.84)	(0:11.59)	(0:11.96)	(0:12.42)		
6	2	Coal Seam	1:06.25	0:24.41	71.3 (1000-800)	1:06.25	0:57.54 [6]	0:47.13 [2]	0:36.36 [2]	0:25.08 [3]	0:13.09 [3]		
	(6)	Ashley Butler	13.3L (-1)	0:36.36	1000-800 (0:10.42)	(0:08.71)	(0:10.42)	(0:10.77)	(0:11.28)	(0:11.99)	(0:13.09)		
7	4	Stormybob	1:06.57	0:24.70	68.5 (1000-800)	1:06.57	0:58.06 [2]	0:47.32 [5]	0:36.31 [5]	0:24.72 [5]	0:12.84 [6]		
	(5)	Emma Simsir	15.2L (-2)	0:36.31	1000-800 (0:10.74)	(0:08.51)	(0:10.74)	(0:11.02)	(0:11.59)	(0:11.88)	(0:12.84)		

Scratched: Boomious (#3)

Report Created: Thu 02 July 2026

(Note: Races are conducted over an approximate distance as close as possible to the advertised distance, and recorded data may vary accordingly. Official times refer to race times only and do not include handicap times.)

[] Position in running at each section and finish TAB# Saddle cloth number
 -:-:- No data available at this section BAR# Barrier/Gate Position
 NA No data available DNF Did not finish
 DNT Did not track DT-W Distance travelled compared to winner in metres

Fastest split
 Fastest section

data processed by TRIPLESDATA

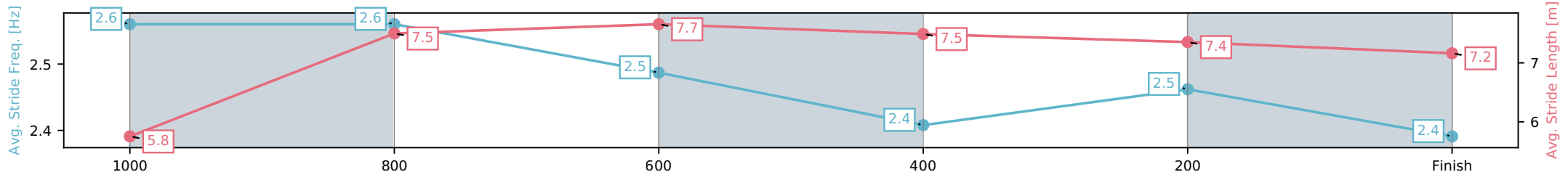
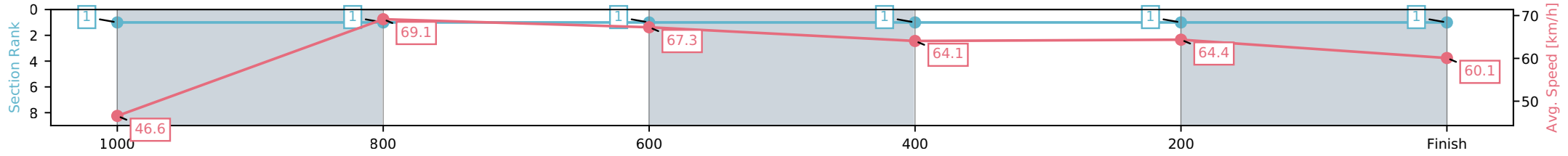
Horse/Jockey Name	Alberta Bound/Ryan Wiggins
Finish Rank	1
Fastest Section Time (Section)	0:10.50 (1000-800)
Top Speed [km/h] (Section)	69.7 (1000-800)
Race State	Finished



Mackay QLD --Professional-2026-07-02
 Race 1: BOB SYMONS QTIS Two-Year-Old Handicap - 1100m
 02 July 2026 - 1:11PM
 Track Rating: Soft 5, Weather: Fine, Rail Position: +3m Entire Circuit



Section	L1100	L1000	L800	L600	L400	L200
Section Times	1:03.98 (0:08.50)	0:55.48 [1] (0:10.50)	0:44.98 [1] (0:10.67)	0:34.31 [1] (0:11.14)	0:23.17 [1] (0:11.18)	0:11.98 [1] (0:11.98)
Average Speed [km/h]	46.6	69.1	67.3	64.1	64.4	60.1
Top Speed [km/h]	65.0	69.7	69.6	65.5	65.0	63.0
Avg. Dist. to Rail [m]	6.4	2.6	0.7	1.1	0.2	0.4
Avg. Stride Freq. [Hz]	2.6	2.6	2.5	2.4	2.5	2.4
Avg. Stride Length [m]	5.8	7.5	7.7	7.5	7.4	7.2



[] Ranking at each section and finish
 -:-:- No data available at this section
 NA No data available

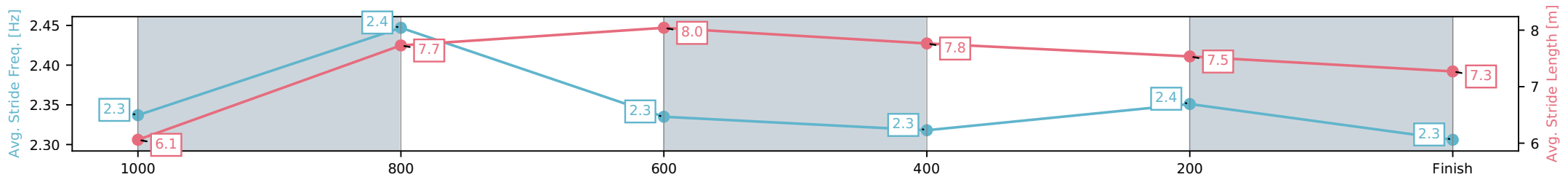
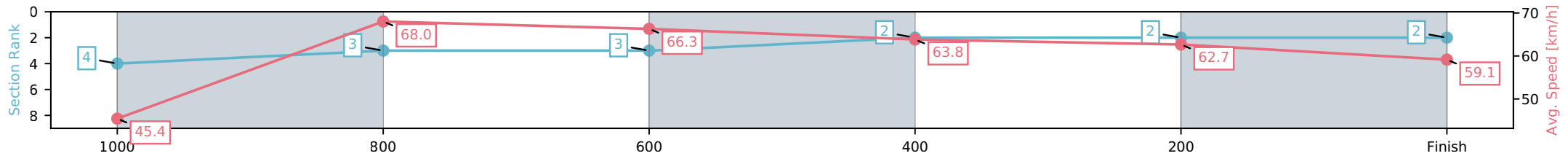
Horse/Jockey Name	Anders Kiss/Tahlia Fenlon
Finish Rank	2
Fastest Section Time (Section)	0:10.56 (1000-800)
Top Speed [km/h] (Section)	69.7 (1000-800)
Race State	Finished



Mackay QLD --Professional-2026-07-02
 Race 1: BOB SYMONS QTIS Two-Year-Old Handicap - 1100m
 02 July 2026 - 1:11PM
 Track Rating: Soft 5, Weather: Fine, Rail Position: +3m Entire Circuit



Section	L1100	L1000	L800	L600	L400	L200
Section Times	1:04.79 (0:08.66)	0:56.13 [4] (0:10.56)	0:45.56 [3] (0:10.79)	0:34.78 [3] (0:11.12)	0:23.66 [2] (0:11.49)	0:12.17 [2] (0:12.17)
Average Speed [km/h]	45.4	68.0	66.3	63.8	62.7	59.1
Top Speed [km/h]	64.1	69.7	68.6	64.6	63.5	61.8
Avg. Dist. to Rail [m]	1.9	0.6	1.0	1.9	0.6	0.3
Avg. Stride Freq. [Hz]	2.3	2.4	2.3	2.3	2.4	2.3
Avg. Stride Length [m]	6.1	7.7	8.0	7.8	7.5	7.3



- [] Ranking at each section and finish
- :-:- No data available at this section
- NA No data available

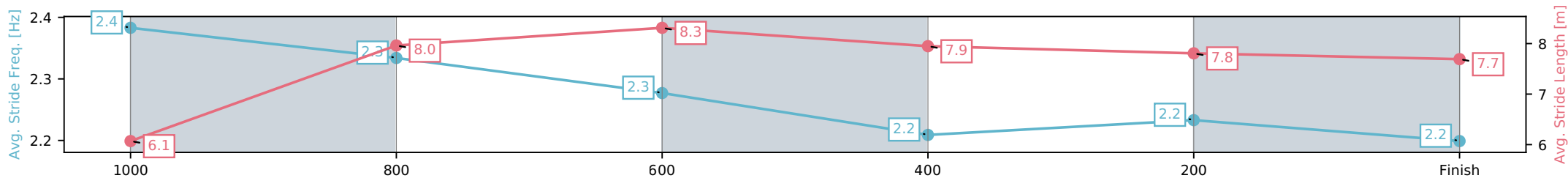
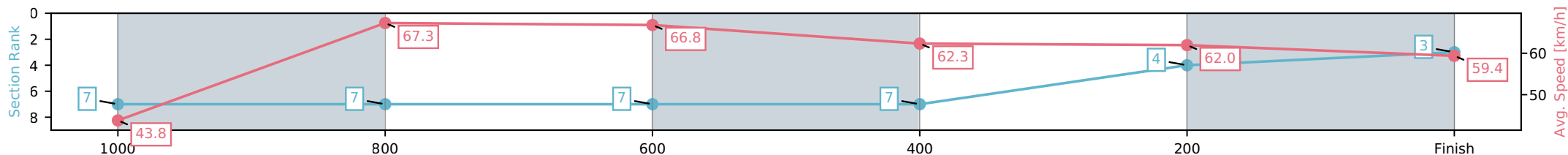
Horse/Jockey Name	Tiger Rocket/Chelsea Jokić
Finish Rank	3
Fastest Section Time (Section)	0:10.70 (1000-800)
Top Speed [km/h] (Section)	69.7 (800-600)
Race State	Finished



Mackay QLD --Professional-2026-07-02
 Race 1: BOB SYMONS QTIS Two-Year-Old Handicap - 1100m
 02 July 2026 - 1:11PM
 Track Rating: Soft 5, Weather: Fine, Rail Position: +3m Entire Circuit



Section	L1100	L1000	L800	L600	L400	L200
Section Times	1:05.66 (0:09.02)	0:56.64 [7] (0:10.70)	0:45.94 [7] (0:10.77)	0:35.17 [7] (0:11.45)	0:23.72 [7] (0:11.63)	0:12.09 [4] (0:12.09)
Average Speed [km/h]	43.8	67.3	66.8	62.3	62.0	59.4
Top Speed [km/h]	61.8	69.3	69.7	63.8	62.5	62.1
Avg. Dist. to Rail [m]	2.4	0.5	0.3	1.1	1.8	3.7
Avg. Stride Freq. [Hz]	2.4	2.3	2.3	2.2	2.2	2.2
Avg. Stride Length [m]	6.1	8.0	8.3	7.9	7.8	7.7



[] Ranking at each section and finish
 -:-:- No data available at this section
 NA No data available

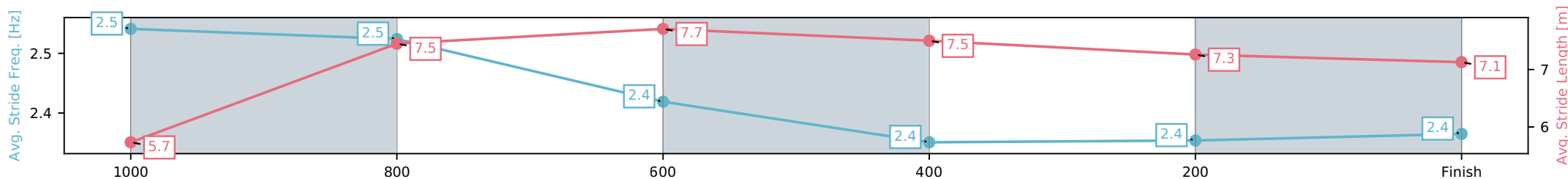
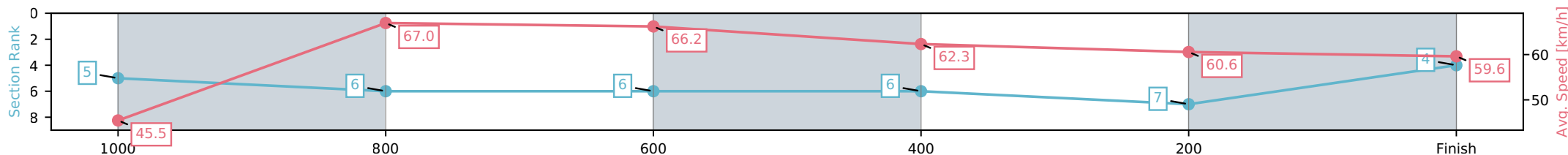
Horse/Jockey Name	Mean Magic/Ben Kennedy
Finish Rank	4
Fastest Section Time (Section)	0:10.82 (1000-800)
Top Speed [km/h] (Section)	69.1 (1000-800)
Race State	Finished



Mackay QLD --Professional-2026-07-02
 Race 1: BOB SYMONS QTIS Two-Year-Old Handicap - 1100m
 02 July 2026 - 1:11PM
 Track Rating: Soft 5, Weather: Fine, Rail Position: +3m Entire Circuit



Section	L1100	L1000	L800	L600	L400	L200
Section Times	1:05.72 (0:08.66)	0:57.06 [5] (0:10.82)	0:46.24 [6] (0:10.91)	0:35.33 [6] (0:11.47)	0:23.86 [6] (0:11.87)	0:11.98 [7] (0:11.98)
Average Speed [km/h]	45.5	67.0	66.2	62.3	60.6	59.6
Top Speed [km/h]	65.3	69.1	67.6	63.4	61.2	61.4
Avg. Dist. to Rail [m]	3.9	1.6	1.5	0.9	0.5	0.5
Avg. Stride Freq. [Hz]	2.5	2.5	2.4	2.4	2.4	2.4
Avg. Stride Length [m]	5.7	7.5	7.7	7.5	7.3	7.1



- [] Ranking at each section and finish
- :-:- No data available at this section
- NA No data available

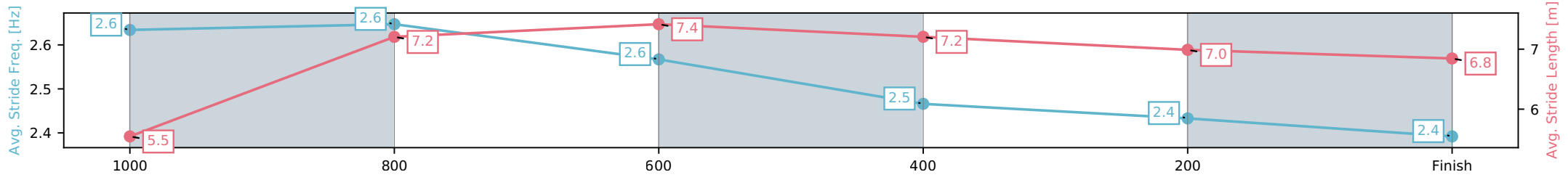
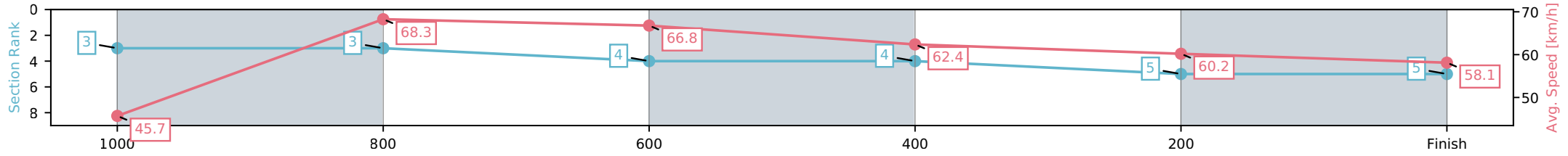
Horse/Jockey Name	Reves Time/Georgina Cartwright
Finish Rank	5
Fastest Section Time (Section)	0:10.58 (1000-800)
Top Speed [km/h] (Section)	69.6 (800-600)
Race State	Finished



Mackay QLD --Professional-2026-07-02
 Race 1: BOB SYMONS QTIS Two-Year-Old Handicap - 1100m
 02 July 2026 - 1:11PM
 Track Rating: Soft 5, Weather: Fine, Rail Position: +3m Entire Circuit



Section	L1100	L1000	L800	L600	L400	L200
Section Times	1:06.03 (0:08.65)	0:57.38 [3] (0:10.58)	0:46.80 [3] (0:10.84)	0:35.96 [4] (0:11.59)	0:24.38 [4] (0:11.96)	0:12.42 [5] (0:12.42)
Average Speed [km/h]	45.7	68.3	66.8	62.4	60.2	58.1
Top Speed [km/h]	65.7	69.2	69.6	64.1	61.8	63.1
Avg. Dist. to Rail [m]	2.2	1.0	1.8	0.6	0.7	0.8
Avg. Stride Freq. [Hz]	2.6	2.6	2.6	2.5	2.4	2.4
Avg. Stride Length [m]	5.5	7.2	7.4	7.2	7.0	6.8



[] Ranking at each section and finish
 -.-.- No data available at this section
 NA No data available

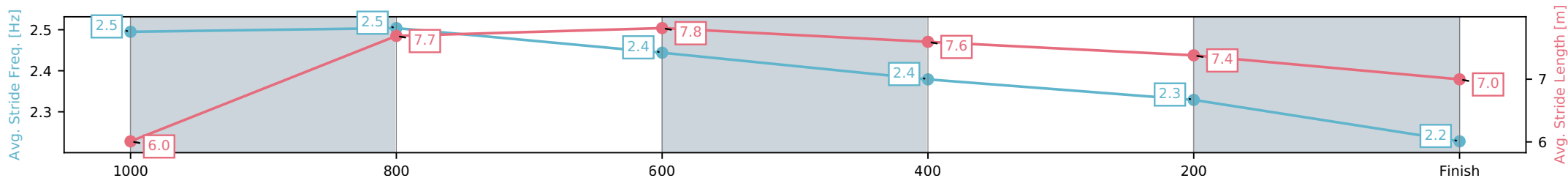
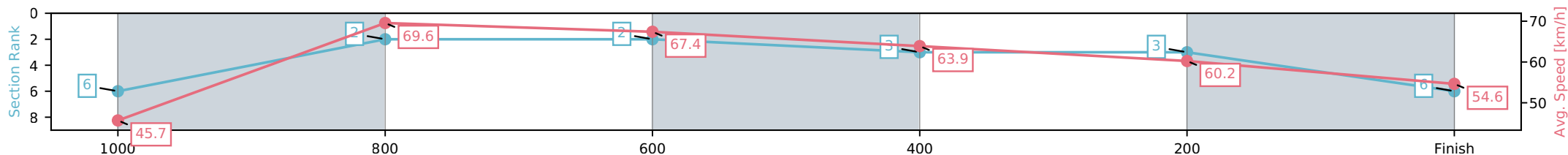
Horse/Jockey Name	Coal Seam/Ashley Butler
Finish Rank	6
Fastest Section Time (Section)	0:10.42 (1000-800)
Top Speed [km/h] (Section)	71.3 (1000-800)
Race State	Finished



Mackay QLD --Professional-2026-07-02
 Race 1: BOB SYMONS QTIS Two-Year-Old Handicap - 1100m
 02 July 2026 - 1:11PM
 Track Rating: Soft 5, Weather: Fine, Rail Position: +3m Entire Circuit



Section	L1100	L1000	L800	L600	L400	L200
Section Times	1:06.25 (0:08.71)	0:57.54 [6] (0:10.42)	0:47.13 [2] (0:10.77)	0:36.36 [2] (0:11.28)	0:25.08 [3] (0:11.99)	0:13.09 [3] (0:13.09)
Average Speed [km/h]	45.7	69.6	67.4	63.9	60.2	54.6
Top Speed [km/h]	65.3	71.3	70.3	65.1	64.0	56.7
Avg. Dist. to Rail [m]	5.1	2.2	2.3	0.4	0.8	1.2
Avg. Stride Freq. [Hz]	2.5	2.5	2.4	2.4	2.3	2.2
Avg. Stride Length [m]	6.0	7.7	7.8	7.6	7.4	7.0



[] Ranking at each section and finish
 -:-:- No data available at this section
 NA No data available

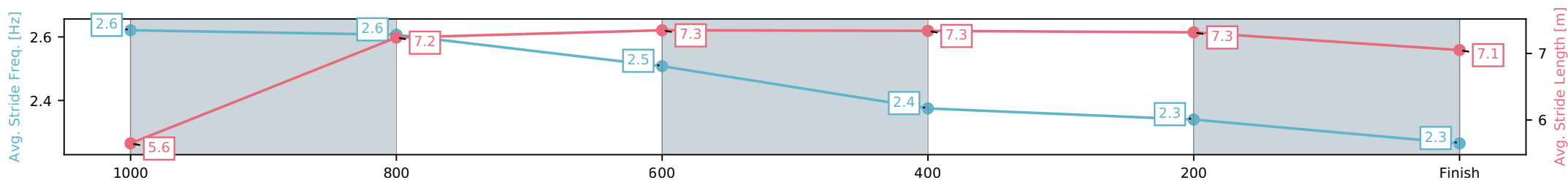
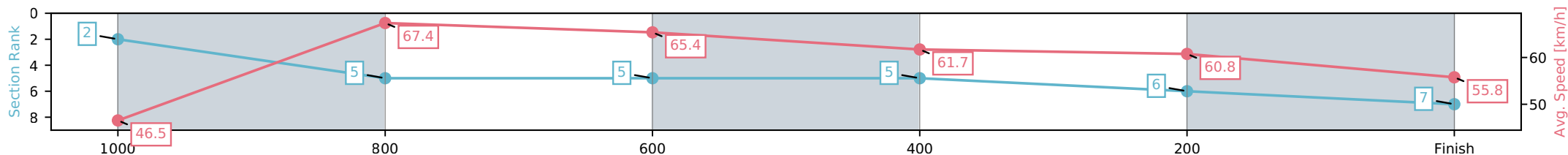
Horse/Jockey Name	Stormybob/Emma Simsir
Finish Rank	7
Fastest Section Time (Section)	0:10.74 (1000-800)
Top Speed [km/h] (Section)	68.5 (1000-800)
Race State	Finished



Mackay QLD --Professional-2026-07-02
 Race 1: BOB SYMONS QTIS Two-Year-Old Handicap - 1100m
 02 July 2026 - 1:11PM
 Track Rating: Soft 5, Weather: Fine, Rail Position: +3m Entire Circuit



Section	L1100	L1000	L800	L600	L400	L200
Section Times	1:06.57 (0:08.51)	0:58.06 [2] (0:10.74)	0:47.32 [5] (0:11.02)	0:36.31 [5] (0:11.59)	0:24.72 [5] (0:11.88)	0:12.84 [6] (0:12.84)
Average Speed [km/h]	46.5	67.4	65.4	61.7	60.8	55.8
Top Speed [km/h]	65.6	68.5	67.1	62.9	62.2	59.2
Avg. Dist. to Rail [m]	4.4	1.4	0.9	1.0	2.5	3.4
Avg. Stride Freq. [Hz]	2.6	2.6	2.5	2.4	2.3	2.3
Avg. Stride Length [m]	5.6	7.2	7.3	7.3	7.3	7.1



[] Ranking at each section and finish
 -:-:- No data available at this section
 NA No data available



Mackay QLD

Race 2: SKY RACING OPEN Handicap - 1560m

02 July 2026 - 1:46PM



MACKAY TURF CLUB
Ooralea Racecourse

Track Rating: Soft 5, Weather: Fine, Rail Position: +3m Entire Circuit

Field Times (Race Tempo) 1:34.25 (0:12.25) 1:22.00 (0:11.74) 1:10.25 (0:12.57) 0:57.68 (0:12.15) 0:45.52 (0:11.61) 0:33.91 (0:11.09) 0:22.82 (0:11.14) 0:11.68 (0:11.68)

Rank	TAB#	Horse	Overall Time	First 400m	Top Speed km/h (Section)	L1560	L1400	L1200	L1000	L800	L600	L400	L200
	(BAR#)	Jockey	Margin (DT-W)	Last 600m	Fastest Section (Time)	Start - 1400	1400 - 1200	1200 - 1000	1000 - 800	800 - 600	600 - 400	400 - 200	200 - Finish
1	6	Exodas	1:34.25	0:26.96	66.2 (400-200)	1:34.25	1:21.54 [5]	1:09.70 [4]	0:57.26 [4]	0:45.10 [4]	0:33.64 [4]	0:22.47 [3]	0:11.42 [2]
	(4)	Tahlia Fenlon		0:33.64	400-200 (0:11.04)	(0:12.71)	(0:11.84)	(0:12.44)	(0:12.16)	(0:11.45)	(0:11.18)	(0:11.04)	(0:11.42)
2	4	Raetihi	1:34.38	0:26.48	66.5 (600-400)	1:34.38	1:22.13 [1]	1:10.38 [1]	0:57.81 [1]	0:45.66 [1]	0:34.04 [1]	0:22.96 [1]	0:11.81 [1]
	(7)	Chelsea Jokic	0.8L (+8)	0:34.04	600-400 (0:11.09)	(0:12.25)	(0:11.74)	(0:12.58)	(0:12.16)	(0:11.61)	(0:11.09)	(0:11.14)	(0:11.81)
3	3	Journalism	1:34.72	0:26.64	66.2 (600-400)	1:34.72	1:22.22 [3]	1:10.50 [2]	0:58.10 [2]	0:45.84 [2]	0:34.26 [2]	0:23.18 [2]	0:11.85 [3]
	(5)	Ashley Butler	2.8L (-1)	0:34.25	600-400 (0:11.08)	(0:12.50)	(0:11.72)	(0:12.40)	(0:12.26)	(0:11.58)	(0:11.08)	(0:11.32)	(0:11.85)
4	8	Our Missile	1:34.77	0:27.03	66.0 (400-200)	1:34.77	1:22.08 [4]	1:10.16 [5]	0:57.72 [5]	0:45.37 [5]	0:33.89 [6]	0:22.70 [5]	0:11.55 [5]
	(1)	Georgina Cartwright	3.1L (-2)	0:33.90	400-200 (0:11.15)	(0:12.70)	(0:11.91)	(0:12.45)	(0:12.34)	(0:11.48)	(0:11.20)	(0:11.15)	(0:11.55)
5	1	Acrophobic	1:35.09	0:27.35	66.6 (600-400)	1:35.09	1:21.96 [7]	1:10.20 [7]	0:57.67 [7]	0:45.24 [7]	0:33.92 [7]	0:22.86 [7]	0:11.65 [6]
	(3)	Emma Simsir	4.9L (+5)	0:33.93	600-400 (0:11.07)	(0:13.12)	(0:11.77)	(0:12.52)	(0:12.43)	(0:11.31)	(0:11.07)	(0:11.21)	(0:11.65)
6	2	Turbeau	1:35.12	0:26.78	64.3 (400-200)	1:35.12	1:22.62 [2]	1:10.79 [3]	0:58.34 [3]	0:46.07 [3]	0:34.56 [3]	0:23.33 [4]	0:11.91 [4]
	(2)	Ryan Wiggins	5.1L (+4)	0:34.56	600-400 (0:11.23)	(0:12.50)	(0:11.84)	(0:12.45)	(0:12.28)	(0:11.51)	(0:11.23)	(0:11.42)	(0:11.91)
7	5	The Driller	1:35.48	0:27.19	65.7 (400-200)	1:35.48	1:22.62 [6]	1:10.73 [6]	0:58.34 [6]	0:46.00 [6]	0:34.61 [5]	0:23.28 [6]	0:11.94 [7]
	(6)	Nathan Thomas	7.2L (+3)	0:34.61	600-400 (0:11.33)	(0:12.86)	(0:11.89)	(0:12.39)	(0:12.34)	(0:11.39)	(0:11.33)	(0:11.34)	(0:11.94)

Scratched: The Penske File (#7)

Report Created: Thu 02 July 2026

(Note: Races are conducted over an approximate distance as close as possible to the advertised distance, and recorded data may vary accordingly. Official times refer to race times only and do not include handicap times.)

[] Position in running at each section and finish TAB# Saddle cloth number

:-:-- No data available at this section

NA No data available

DNT Did not track

BAR# Barrier/Gate Position

DNF Did not finish

DT-W Distance travelled compared to winner in metres

Fastest split

Fastest section

data processed by TRIPLES DATA

Horse/Jockey Name	Exodas/Tahlia Fenlon
Finish Rank	1
Fastest Section Time (Section)	0:11.04 (400-200)
Top Speed [km/h] (Section)	66.2 (400-200)
Race State	Finished



Mackay QLD --Professional-2026-07-02

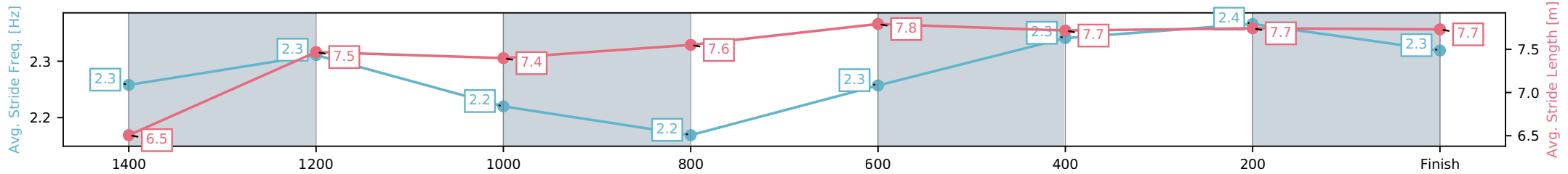
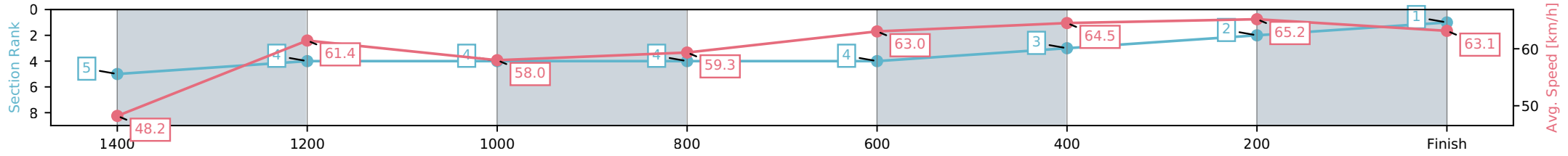
Race 2: SKY RACING OPEN Handicap - 1560m

02 July 2026 - 1:46PM

Track Rating: Soft 5, Weather: Fine, Rail Position: +3m Entire Circuit



Section	L1560	L1400	L1200	L1000	L800	L600	L400	L200
Section Times	1:34.25 (0:12.71)	1:21.54 [5] (0:11.84)	1:09.70 [4] (0:12.44)	0:57.26 [4] (0:12.16)	0:45.10 [4] (0:11.45)	0:33.64 [4] (0:11.18)	0:22.47 [3] (0:11.04)	0:11.42 [2] (0:11.42)
Average Speed [km/h]	48.2	61.4	58.0	59.3	63.0	64.5	65.2	63.1
Top Speed [km/h]	62.2	62.6	59.9	61.5	63.7	65.9	66.2	65.9
Avg. Dist. to Rail [m]	1.8	1.3	0.6	1.0	1.0	0.3	1.7	2.6
Avg. Stride Freq. [Hz]	2.3	2.3	2.2	2.2	2.3	2.3	2.4	2.3
Avg. Stride Length [m]	6.5	7.5	7.4	7.6	7.8	7.7	7.7	7.7



[] Ranking at each section and finish
 -:-:- No data available at this section
 NA No data available

Horse/Jockey Name	Raetihi/Chelsea Jokic
Finish Rank	2
Fastest Section Time (Section)	0:11.09 (600-400)
Top Speed [km/h] (Section)	66.5 (600-400)
Race State	Finished



Mackay QLD --Professional-2026-07-02

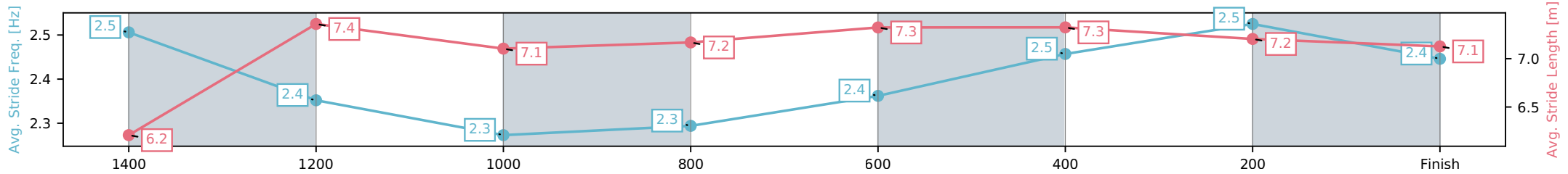
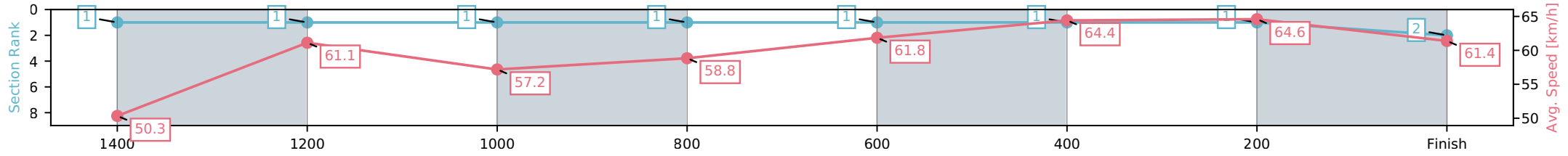
Race 2: SKY RACING OPEN Handicap - 1560m

02 July 2026 - 1:46PM

Track Rating: Soft 5, Weather: Fine, Rail Position: +3m Entire Circuit



Section	L1560	L1400	L1200	L1000	L800	L600	L400	L200
Section Times	1:34.38 (0:12.25)	1:22.13 [1] (0:11.74)	1:10.38 [1] (0:12.58)	0:57.81 [1] (0:12.16)	0:45.66 [1] (0:11.61)	0:34.04 [1] (0:11.09)	0:22.96 [1] (0:11.14)	0:11.81 [1] (0:11.81)
Average Speed [km/h]	50.3	61.1	57.2	58.8	61.8	64.4	64.6	61.4
Top Speed [km/h]	63.2	63.4	58.6	60.8	63.9	66.5	65.6	64.0
Avg. Dist. to Rail [m]	4.9	0.7	1.4	1.6	0.9	1.0	0.3	1.2
Avg. Stride Freq. [Hz]	2.5	2.4	2.3	2.3	2.4	2.5	2.5	2.4
Avg. Stride Length [m]	6.2	7.4	7.1	7.2	7.3	7.3	7.2	7.1



[] Ranking at each section and finish
 -:-:- No data available at this section
 NA No data available

Horse/Jockey Name	Journalism/Ashley Butler
Finish Rank	3
Fastest Section Time (Section)	0:11.08 (600-400)
Top Speed [km/h] (Section)	66.2 (600-400)
Race State	Finished



Mackay QLD --Professional-2026-07-02

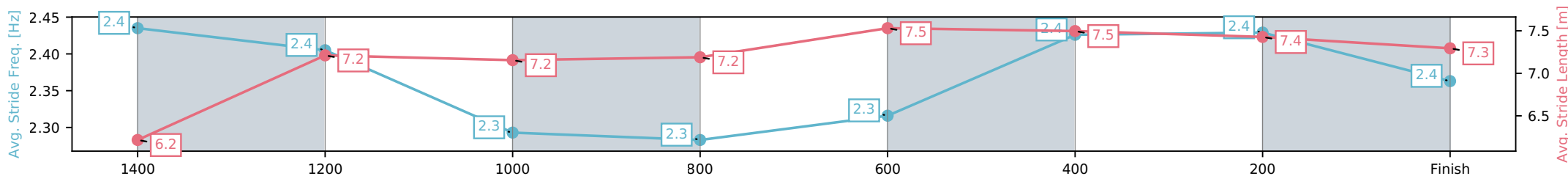
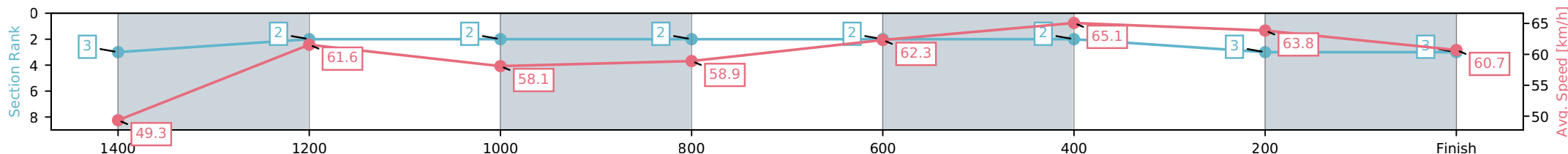
Race 2: SKY RACING OPEN Handicap - 1560m

02 July 2026 - 1:46PM

Track Rating: Soft 5, Weather: Fine, Rail Position: +3m Entire Circuit



Section	L1560	L1400	L1200	L1000	L800	L600	L400	L200
Section Times	1:34.72 (0:12.50)	1:22.22 [3] (0:11.72)	1:10.50 [2] (0:12.40)	0:58.10 [2] (0:12.26)	0:45.84 [2] (0:11.58)	0:34.26 [2] (0:11.08)	0:23.18 [2] (0:11.32)	0:11.85 [3] (0:11.85)
Average Speed [km/h]	49.3	61.6	58.1	58.9	62.3	65.1	63.8	60.7
Top Speed [km/h]	62.1	63.5	60.6	61.4	63.5	66.2	64.9	62.7
Avg. Dist. to Rail [m]	2.6	0.5	0.6	0.8	0.6	0.5	2.3	2.9
Avg. Stride Freq. [Hz]	2.4	2.4	2.3	2.3	2.3	2.4	2.4	2.4
Avg. Stride Length [m]	6.2	7.2	7.2	7.2	7.5	7.5	7.4	7.3



[] Ranking at each section and finish
 -:-:- No data available at this section
 NA No data available

Horse/Jockey Name	Our Missile/Georgina Cartwright
Finish Rank	4
Fastest Section Time (Section)	0:11.15 (400-200)
Top Speed [km/h] (Section)	66.0 (400-200)
Race State	Finished



Mackay QLD --Professional-2026-07-02

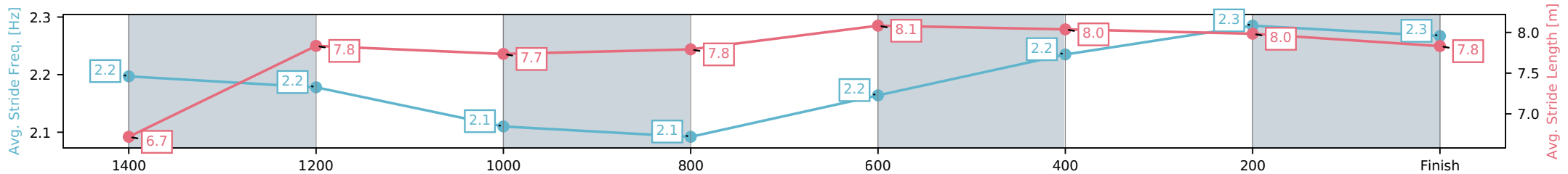
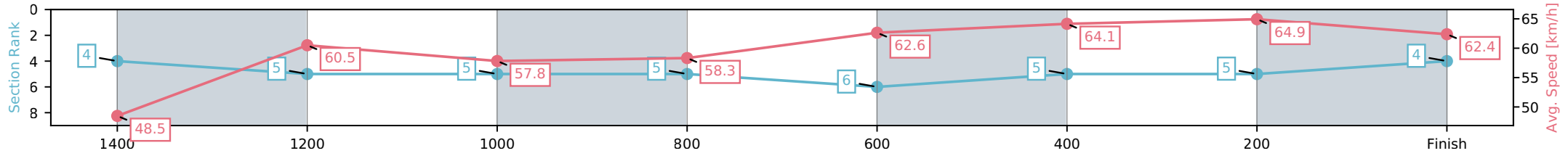
Race 2: SKY RACING OPEN Handicap - 1560m

02 July 2026 - 1:46PM

Track Rating: Soft 5, Weather: Fine, Rail Position: +3m Entire Circuit



Section	L1560	L1400	L1200	L1000	L800	L600	L400	L200
Section Times	1:34.77 (0:12.70)	1:22.08 [4] (0:11.91)	1:10.16 [5] (0:12.45)	0:57.72 [5] (0:12.34)	0:45.37 [5] (0:11.48)	0:33.89 [6] (0:11.20)	0:22.70 [5] (0:11.15)	0:11.55 [5] (0:11.55)
Average Speed [km/h]	48.5	60.5	57.8	58.3	62.6	64.1	64.9	62.4
Top Speed [km/h]	61.1	61.1	59.6	60.6	63.7	64.6	66.0	65.2
Avg. Dist. to Rail [m]	2.1	0.2	0.2	0.1	0.3	0.8	3.4	5.1
Avg. Stride Freq. [Hz]	2.2	2.2	2.1	2.1	2.2	2.2	2.3	2.3
Avg. Stride Length [m]	6.7	7.8	7.7	7.8	8.1	8.0	8.0	7.8



[] Ranking at each section and finish
 -:-:- No data available at this section
 NA No data available

Horse/Jockey Name	Acrophobic/Emma Simsir
Finish Rank	5
Fastest Section Time (Section)	0:11.07 (600-400)
Top Speed [km/h] (Section)	66.6 (600-400)
Race State	Finished



Mackay QLD --Professional-2026-07-02

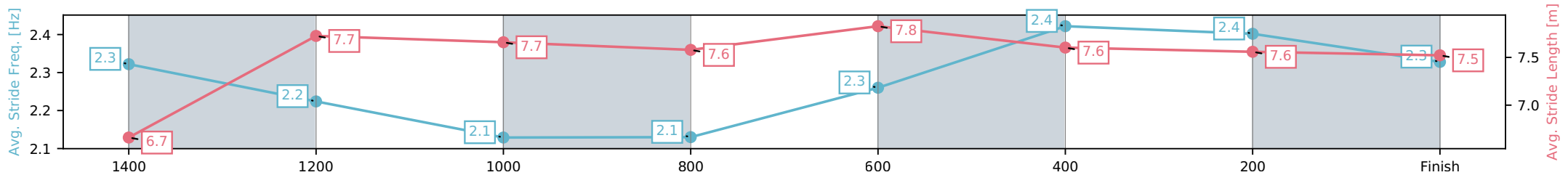
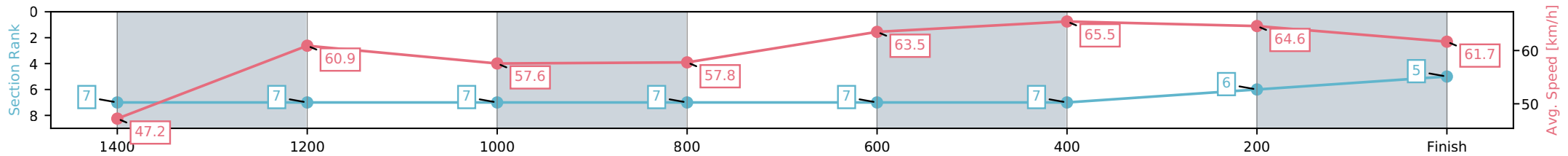
Race 2: SKY RACING OPEN Handicap - 1560m

02 July 2026 - 1:46PM

Track Rating: Soft 5, Weather: Fine, Rail Position: +3m Entire Circuit



Section	L1560	L1400	L1200	L1000	L800	L600	L400	L200
Section Times	1:35.09 (0:13.12)	1:21.96 [7] (0:11.77)	1:10.20 [7] (0:12.52)	0:57.67 [7] (0:12.43)	0:45.24 [7] (0:11.31)	0:33.92 [7] (0:11.07)	0:22.86 [7] (0:11.21)	0:11.65 [6] (0:11.65)
Average Speed [km/h]	47.2	60.9	57.6	57.8	63.5	65.5	64.6	61.7
Top Speed [km/h]	61.9	62.2	59.2	59.9	64.9	66.6	65.2	63.7
Avg. Dist. to Rail [m]	2.3	0.7	0.3	0.7	1.0	1.3	4.4	6.7
Avg. Stride Freq. [Hz]	2.3	2.2	2.1	2.1	2.3	2.4	2.4	2.3
Avg. Stride Length [m]	6.7	7.7	7.7	7.6	7.8	7.6	7.6	7.5



- [] Ranking at each section and finish
- :-:- No data available at this section
- NA No data available

Horse/Jockey Name	Turbeau/Ryan Wiggins
Finish Rank	6
Fastest Section Time (Section)	0:11.23 (600-400)
Top Speed [km/h] (Section)	64.3 (400-200)
Race State	Finished



Mackay QLD --Professional-2026-07-02

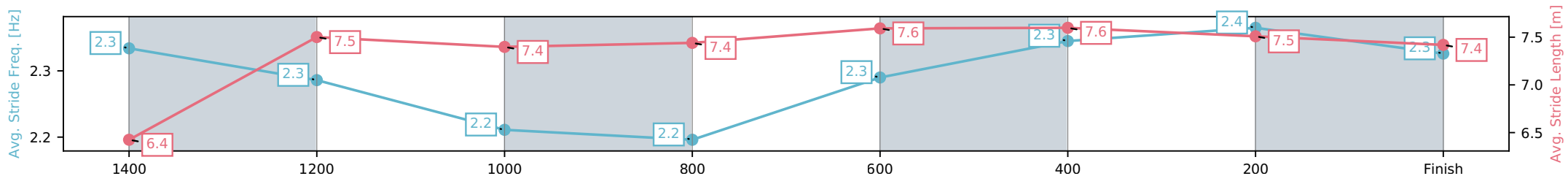
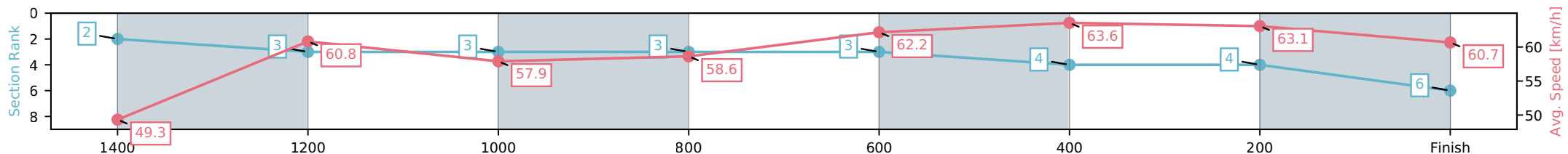
Race 2: SKY RACING OPEN Handicap - 1560m

02 July 2026 - 1:46PM

Track Rating: Soft 5, Weather: Fine, Rail Position: +3m Entire Circuit



Section	L1560	L1400	L1200	L1000	L800	L600	L400	L200
Section Times	1:35.12 (0:12.50)	1:22.62 [2] (0:11.84)	1:10.79 [3] (0:12.45)	0:58.34 [3] (0:12.28)	0:46.07 [3] (0:11.51)	0:34.56 [3] (0:11.23)	0:23.33 [4] (0:11.42)	0:11.91 [4] (0:11.91)
Average Speed [km/h]	49.3	60.8	57.9	58.6	62.2	63.6	63.1	60.7
Top Speed [km/h]	62.5	62.4	59.8	60.9	63.9	64.2	64.3	63.7
Avg. Dist. to Rail [m]	1.6	0.1	0.2	0.1	0.9	1.3	0.9	1.5
Avg. Stride Freq. [Hz]	2.3	2.3	2.2	2.2	2.3	2.3	2.4	2.3
Avg. Stride Length [m]	6.4	7.5	7.4	7.4	7.6	7.6	7.5	7.4



- [] Ranking at each section and finish
- :-:- No data available at this section
- NA No data available

Horse/Jockey Name	The Driller/Nathan Thomas
Finish Rank	7
Fastest Section Time (Section)	0:11.33 (600-400)
Top Speed [km/h] (Section)	65.7 (400-200)
Race State	Finished



Mackay QLD --Professional-2026-07-02

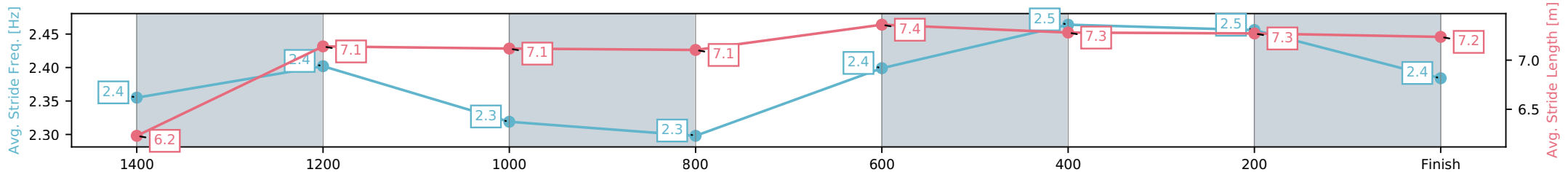
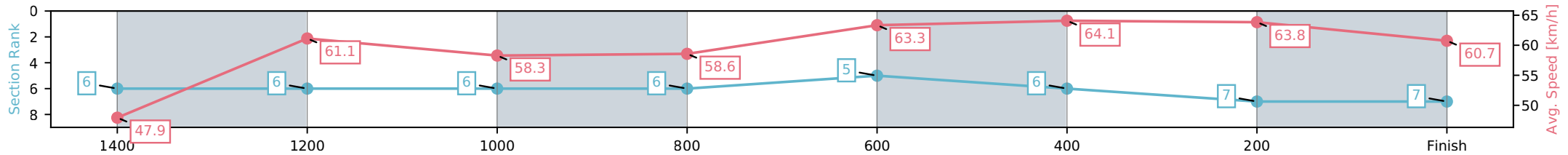
Race 2: SKY RACING OPEN Handicap - 1560m

02 July 2026 - 1:46PM

Track Rating: Soft 5, Weather: Fine, Rail Position: +3m Entire Circuit



Section	L1560	L1400	L1200	L1000	L800	L600	L400	L200
Section Times	1:35.48 (0:12.86)	1:22.62 [6] (0:11.89)	1:10.73 [6] (0:12.39)	0:58.34 [6] (0:12.34)	0:46.00 [6] (0:11.39)	0:34.61 [5] (0:11.33)	0:23.28 [6] (0:11.34)	0:11.94 [7] (0:11.94)
Average Speed [km/h]	47.9	61.1	58.3	58.6	63.3	64.1	63.8	60.7
Top Speed [km/h]	62.2	62.8	59.9	61.4	64.5	64.8	65.7	63.0
Avg. Dist. to Rail [m]	3.6	1.7	1.6	1.2	0.9	1.1	2.6	2.5
Avg. Stride Freq. [Hz]	2.4	2.4	2.3	2.3	2.4	2.5	2.5	2.4
Avg. Stride Length [m]	6.2	7.1	7.1	7.1	7.4	7.3	7.3	7.2



[] Ranking at each section and finish
 -:-:- No data available at this section
 NA No data available



Mackay QLD

Race 3: LADBROKES MEGA MULTI QTIS Three-Year-Old Maiden Handicap - 1200m

02 July 2026 - 2:21PM

Track Rating: Soft 5, Weather: Fine, Rail Position: +3m Entire Circuit



MACKAY TURF CLUB

Ooralea Racecourse

Field Times (Race Tempo) 1:11.36 (0:14.07) 0:57.29 (0:11.42) 0:45.87 (0:11.41) 0:34.46 (0:11.18) 0:23.28 (0:11.44) 0:11.84 (0:11.84)

Rank	TAB#	Horse	Overall Time	First 400m	Top Speed km/h (Section)	L1200	L1000	L800	L600	L400	L200		
	(BAR#)	Jockey	Margin (DT-W)	Last 600m	Fastest Section (Time)	Start - 1000	1000 - 800	800 - 600	600 - 400	400 - 200	200 - Finish		
1	4	Belvedere Miss	1:11.36	0:25.80	68.1 (1200 - 1000)	1:11.36	0:56.88 [4]	0:45.57 [3]	0:34.14 [3]	0:23.02 [2]	0:11.80 [2]		
	(5)	Ben Kennedy		0:34.14	600-400 (0:11.12)	(0:14.48)	(0:11.32)	(0:11.43)	(0:11.12)	(0:11.22)	(0:11.80)		
2	1	Atomic Time	1:11.53	0:25.49	65.1 (600-400)	1:11.53	0:57.46 [1]	0:46.04 [1]	0:34.63 [1]	0:23.45 [1]	0:12.01 [1]		
	(1)	Ashley Butler	1.0L (-4)	0:34.63	600-400 (0:11.18)	(0:14.07)	(0:11.42)	(0:11.41)	(0:11.18)	(0:11.44)	(0:12.01)		
3	5	Lilsisterdon'tcha	1:12.03	0:25.66	65.9 (1200 - 1000)	1:12.03	0:57.75 [2]	0:46.37 [2]	0:34.85 [2]	0:23.63 [3]	0:12.24 [3]		
	(2)	Sean Cormack	3.9L (-2)	0:34.85	600-400 (0:11.21)	(0:14.28)	(0:11.38)	(0:11.52)	(0:11.21)	(0:11.40)	(0:12.24)		
4	2	Bestov	1:12.27	0:25.89	67.0 (1200 - 1000)	1:12.27	0:57.81 [3]	0:46.38 [4]	0:34.84 [4]	0:23.54 [4]	0:12.00 [4]		
	(3)	Emma Simsir	5.3L (-4)	0:34.83	600-400 (0:11.30)	(0:14.46)	(0:11.43)	(0:11.54)	(0:11.30)	(0:11.53)	(0:12.00)		
5	6	Fillydelphia Miss	1:13.17	0:26.06	66.9 (1200 - 1000)	1:13.17	0:58.41 [6]	0:47.11 [5]	0:35.67 [5]	0:23.99 [5]	0:12.31 [5]		
	(6)	Georgina Cartwright	10.7L (-5)	0:35.67	1000-800 (0:11.30)	(0:14.76)	(0:11.30)	(0:11.44)	(0:11.68)	(0:11.68)	(0:12.31)		
6	7	Ruby Doreen	1:15.01	0:26.21	63.4 (800-600)	1:15.01	1:00.42 [5]	0:48.80 [6]	0:37.32 [6]	0:25.61 [6]	0:13.56 [6]		
	(4)	Tahlia Fenlon	21.5L (-5)	0:37.31	800-600 (0:11.48)	(0:14.59)	(0:11.62)	(0:11.48)	(0:11.71)	(0:12.04)	(0:13.56)		

Scratched: Nuclear Rose (#3)

Report Created: Thu 02 July 2026

(Note: Races are conducted over an approximate distance as close as possible to the advertised distance, and recorded data may vary accordingly. Official times refer to race times only and do not include handicap times.)

[] Position in running at each section and finish TAB# Saddle cloth number

-:-:- No data available at this section

NA No data available

DNT Did not track

BAR# Barrier/Gate Position

DNF Did not finish

DT-W Distance travelled compared to winner in metres

Fastest split

Fastest section

data processed by TRIPLESDATA

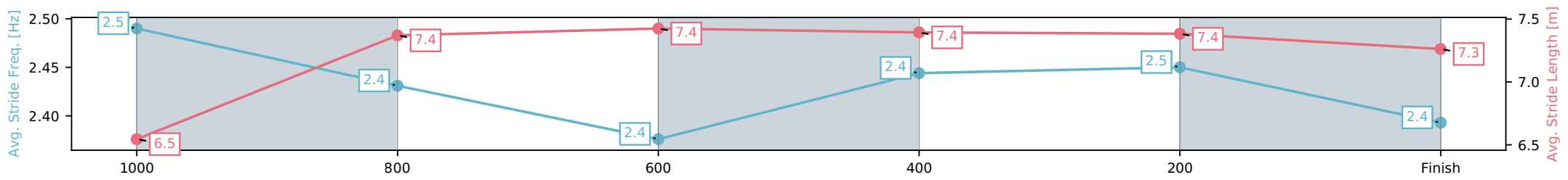
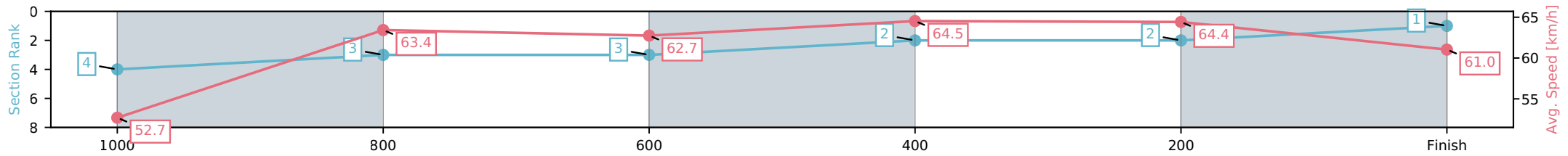
Horse/Jockey Name	Belvedere Miss/Ben Kennedy
Finish Rank	1
Fastest Section Time (Section)	0:11.12 (600-400)
Top Speed [km/h] (Section)	68.1 (1200 - 1000)
Race State	Finished



Mackay QLD --Professional-2026-07-02
 Race 3: LADBROKES MEGA MULTI QTIS Three-Year-Old
 Maiden Handicap - 1200m
 02 July 2026 - 2:21PM
 Track Rating: Soft 5, Weather: Fine, Rail Position: +3m Entire Circuit



Section	L1200	L1000	L800	L600	L400	L200
Section Times	1:11.36 (0:14.48)	0:56.88 [4] (0:11.32)	0:45.57 [3] (0:11.43)	0:34.14 [3] (0:11.12)	0:23.02 [2] (0:11.22)	0:11.80 [2] (0:11.80)
Average Speed [km/h]	52.7	63.4	62.7	64.5	64.4	61.0
Top Speed [km/h]	68.1	65.0	63.5	65.4	65.1	63.8
Avg. Dist. to Rail [m]	3.9	1.0	0.9	0.6	2.6	2.8
Avg. Stride Freq. [Hz]	2.5	2.4	2.4	2.4	2.5	2.4
Avg. Stride Length [m]	6.5	7.4	7.4	7.4	7.4	7.3



[] Ranking at each section and finish
 -:-:- No data available at this section
 NA No data available

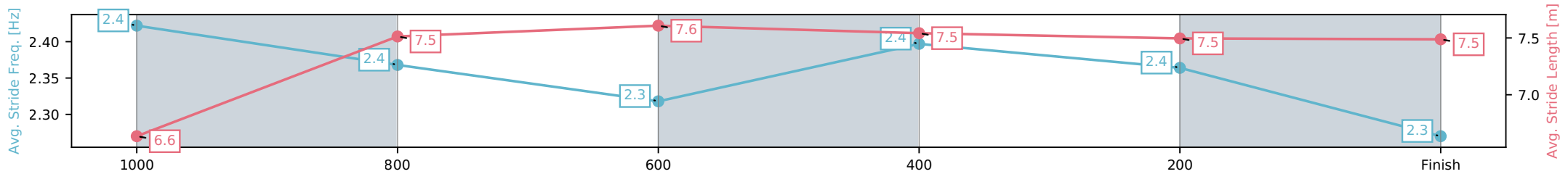
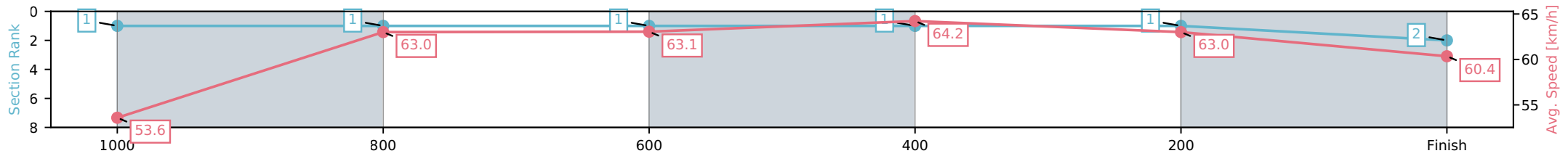
Horse/Jockey Name	Atomic Time/Ashley Butler
Finish Rank	2
Fastest Section Time (Section)	0:11.18 (600-400)
Top Speed [km/h] (Section)	65.1 (600-400)
Race State	Finished



Mackay QLD --Professional-2026-07-02
 Race 3: LADBROKES MEGA MULTI QTIS Three-Year-Old
 Maiden Handicap - 1200m
 02 July 2026 - 2:21PM
 Track Rating: Soft 5, Weather: Fine, Rail Position: +3m Entire Circuit



Section	L1200	L1000	L800	L600	L400	L200
Section Times	1:11.53 (0:14.07)	0:57.46 [1] (0:11.42)	0:46.04 [1] (0:11.41)	0:34.63 [1] (0:11.18)	0:23.45 [1] (0:11.44)	0:12.01 [1] (0:12.01)
Average Speed [km/h]	53.6	63.0	63.1	64.2	63.0	60.4
Top Speed [km/h]	65.0	64.1	63.9	65.1	63.9	62.4
Avg. Dist. to Rail [m]	1.4	0.2	0.4	0.5	0.4	0.2
Avg. Stride Freq. [Hz]	2.4	2.4	2.3	2.4	2.4	2.3
Avg. Stride Length [m]	6.6	7.5	7.6	7.5	7.5	7.5



[] Ranking at each section and finish
 -.-.- No data available at this section
 NA No data available

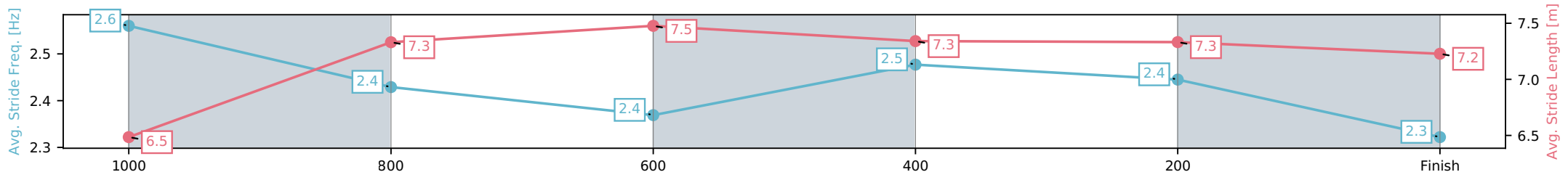
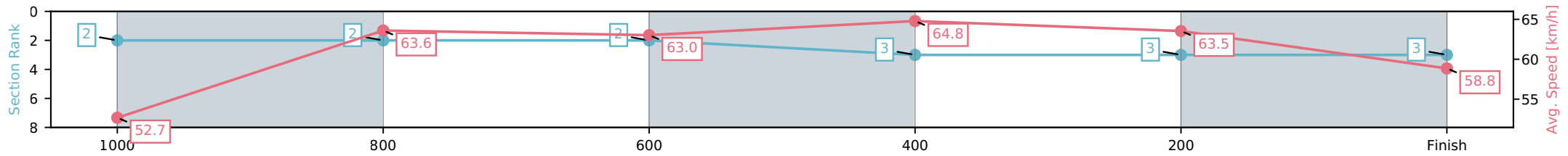
Horse/Jockey Name	Lilsisterdon'tcha/Sean Cormack
Finish Rank	3
Fastest Section Time (Section)	0:11.21 (600-400)
Top Speed [km/h] (Section)	65.9 (1200 - 1000)
Race State	Finished



Mackay QLD --Professional-2026-07-02
 Race 3: LADBROKES MEGA MULTI QTIS Three-Year-Old
 Maiden Handicap - 1200m
 02 July 2026 - 2:21PM
 Track Rating: Soft 5, Weather: Fine, Rail Position: +3m Entire Circuit



Section	L1200	L1000	L800	L600	L400	L200
Section Times	1:12.03 (0:14.28)	0:57.75 [2] (0:11.38)	0:46.37 [2] (0:11.52)	0:34.85 [2] (0:11.21)	0:23.63 [3] (0:11.40)	0:12.24 [3] (0:12.24)
Average Speed [km/h]	52.7	63.6	63.0	64.8	63.5	58.8
Top Speed [km/h]	65.9	65.7	64.1	65.6	65.2	61.8
Avg. Dist. to Rail [m]	1.6	1.6	2.3	1.3	3.4	3.2
Avg. Stride Freq. [Hz]	2.6	2.4	2.4	2.5	2.4	2.3
Avg. Stride Length [m]	6.5	7.3	7.5	7.3	7.3	7.2



[] Ranking at each section and finish
 -.-.- No data available at this section
 NA No data available

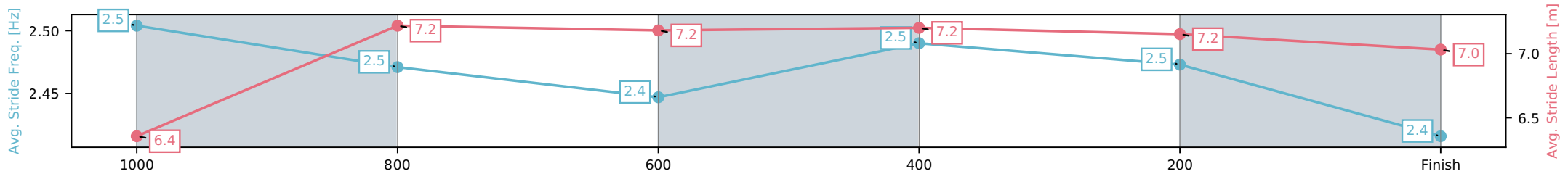
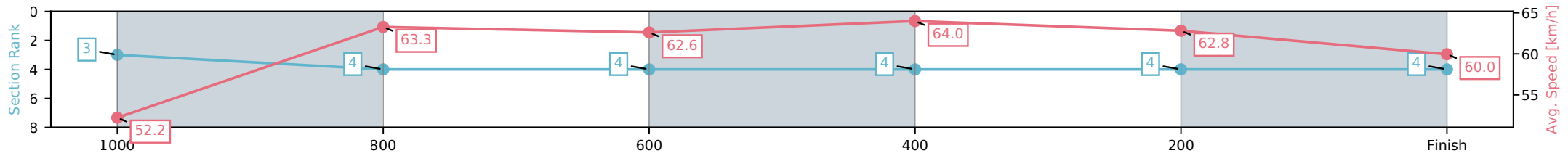
Horse/Jockey Name	Bestov/Emma Simsir
Finish Rank	4
Fastest Section Time (Section)	0:11.30 (600-400)
Top Speed [km/h] (Section)	67.0 (1200 - 1000)
Race State	Finished



Mackay QLD --Professional-2026-07-02
 Race 3: LADBROKES MEGA MULTI QTIS Three-Year-Old
 Maiden Handicap - 1200m
 02 July 2026 - 2:21PM
 Track Rating: Soft 5, Weather: Fine, Rail Position: +3m Entire Circuit



Section	L1200	L1000	L800	L600	L400	L200
Section Times	1:12.27 (0:14.46)	0:57.81 [3] (0:11.43)	0:46.38 [4] (0:11.54)	0:34.84 [4] (0:11.30)	0:23.54 [4] (0:11.53)	0:12.00 [4] (0:12.00)
Average Speed [km/h]	52.2	63.3	62.6	64.0	62.8	60.0
Top Speed [km/h]	67.0	66.0	63.5	64.7	63.5	62.1
Avg. Dist. to Rail [m]	2.8	1.2	1.1	0.7	4.4	6.1
Avg. Stride Freq. [Hz]	2.5	2.5	2.4	2.5	2.5	2.4
Avg. Stride Length [m]	6.4	7.2	7.2	7.2	7.2	7.0



[] Ranking at each section and finish
 -:-:- No data available at this section
 NA No data available

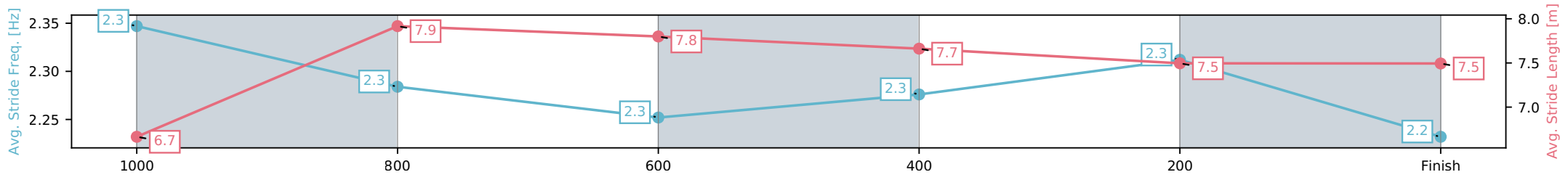
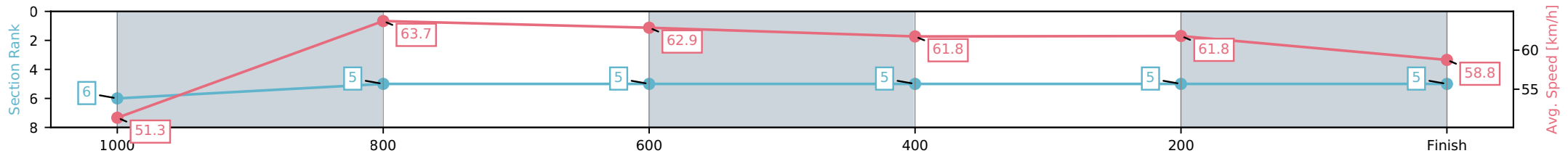
Horse/Jockey Name	Fillydelphia Miss/Georgina Cartwright
Finish Rank	5
Fastest Section Time (Section)	0:11.30 (1000-800)
Top Speed [km/h] (Section)	66.9 (1200 - 1000)
Race State	Finished



Mackay QLD --Professional-2026-07-02
 Race 3: LADBROKES MEGA MULTI QTIS Three-Year-Old
 Maiden Handicap - 1200m
 02 July 2026 - 2:21PM
 Track Rating: Soft 5, Weather: Fine, Rail Position: +3m Entire Circuit



Section	L1200	L1000	L800	L600	L400	L200
Section Times	1:13.17 (0:14.76)	0:58.41 [6] (0:11.30)	0:47.11 [5] (0:11.44)	0:35.67 [5] (0:11.68)	0:23.99 [5] (0:11.68)	0:12.31 [5] (0:12.31)
Average Speed [km/h]	51.3	63.7	62.9	61.8	61.8	58.8
Top Speed [km/h]	66.9	66.6	65.3	62.6	62.7	61.8
Avg. Dist. to Rail [m]	3.3	0.3	0.3	0.8	1.7	1.1
Avg. Stride Freq. [Hz]	2.3	2.3	2.3	2.3	2.3	2.2
Avg. Stride Length [m]	6.7	7.9	7.8	7.7	7.5	7.5



[] Ranking at each section and finish
 -.-.- No data available at this section
 NA No data available

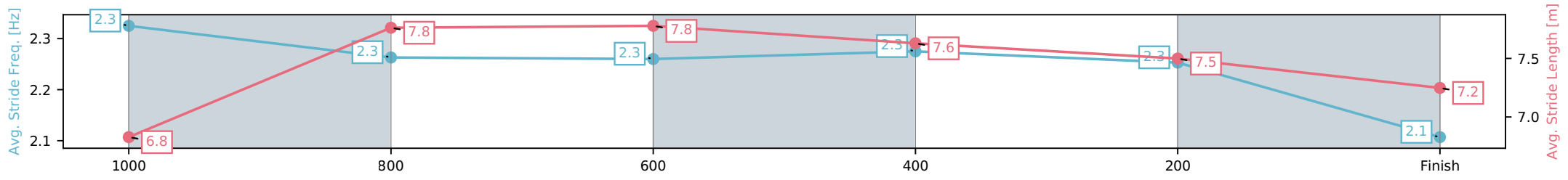
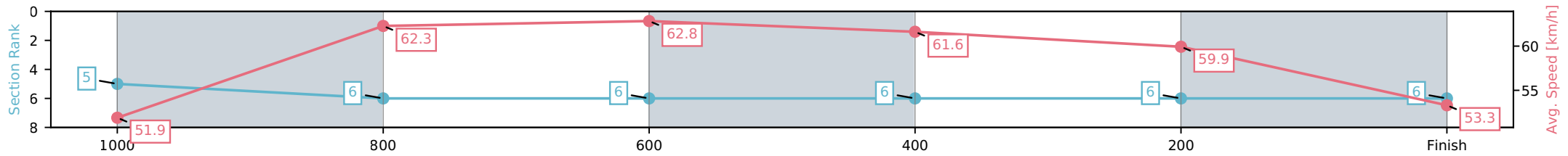
Horse/Jockey Name	Ruby Doreen/Tahlia Fenlon
Finish Rank	6
Fastest Section Time (Section)	0:11.48 (800-600)
Top Speed [km/h] (Section)	63.4 (800-600)
Race State	Finished



Mackay QLD --Professional-2026-07-02
 Race 3: LADBROKES MEGA MULTI QTIS Three-Year-Old
 Maiden Handicap - 1200m
 02 July 2026 - 2:21PM
 Track Rating: Soft 5, Weather: Fine, Rail Position: +3m Entire Circuit



Section	L1200	L1000	L800	L600	L400	L200
Section Times	1:15.01 (0:14.59)	1:00.42 [5] (0:11.62)	0:48.80 [6] (0:11.48)	0:37.32 [6] (0:11.71)	0:25.61 [6] (0:12.04)	0:13.56 [6] (0:13.56)
Average Speed [km/h]	51.9	62.3	62.8	61.6	59.9	53.3
Top Speed [km/h]	62.8	62.8	63.4	62.4	60.8	58.0
Avg. Dist. to Rail [m]	4.4	1.3	1.0	0.4	1.6	1.3
Avg. Stride Freq. [Hz]	2.3	2.3	2.3	2.3	2.3	2.1
Avg. Stride Length [m]	6.8	7.8	7.8	7.6	7.5	7.2



[] Ranking at each section and finish
 -:-:- No data available at this section
 NA No data available



Mackay QLD

Race 4: LADBROKES ODDS SURGE OPEN Handicap - 1200m

02 July 2026 - 2:55PM



MACKAY TURF CLUB
Ooralea Racecourse

Track Rating: Soft 5, Weather: Fine, Rail Position: +3m Entire Circuit

Field Times (Race Tempo)	1:09.42 (0:13.77)	0:55.65 (0:10.62)	0:45.03 (0:10.91)	0:34.12 (0:11.00)	0:23.13 (0:11.28)	0:11.84 (0:11.84)
-----------------------------	----------------------	----------------------	----------------------	----------------------	----------------------	----------------------

Rank	TAB#	Horse	Overall Time	First 400m	Top Speed km/h (Section)	L1200	L1000	L800	L600	L400	L200		
						Start - 1000	1000 - 800	800 - 600	600 - 400	400 - 200	200 - Finish		
	(BAR#)	Jockey	Margin (DT-W)	Last 600m	Fastest Section (Time)								
1	5	Outback Action	1:09.42	0:24.70	69.2 (1000-800)	1:09.42	0:55.24 [5]	0:44.72 [4]	0:33.98 [3]	0:22.85 [3]	0:11.74 [2]		
	(2)	Georgina Cartwright		0:33.97	1000-800 (0:10.52)	(0:14.18)	(0:10.52)	(0:10.74)	(0:11.13)	(0:11.10)	(0:11.74)		
2	6	Parade Ground	1:09.44	0:24.98	68.7 (1000-800)	1:09.44	0:55.05 [7]	0:44.46 [5]	0:33.70 [5]	0:22.58 [5]	0:11.59 [3]		
	(7)	Raul Silvera Olivera	0.1L (+0)	0:33.70	1000-800 (0:10.59)	(0:14.39)	(0:10.59)	(0:10.76)	(0:11.12)	(0:10.99)	(0:11.59)		
3	3	Letmeletgo	1:09.71	0:24.39	69.9 (1000-800)	1:09.71	0:55.94 [1]	0:45.32 [1]	0:34.41 [1]	0:23.42 [1]	0:12.13 [1]		
	(6)	Ryan Wiggins	1.7L (+5)	0:34.41	1000-800 (0:10.62)	(0:13.77)	(0:10.62)	(0:10.91)	(0:11.00)	(0:11.28)	(0:12.13)		
4	1	Track Tale	1:09.91	0:24.52	68.4 (1000-800)	1:09.91	0:56.03 [3]	0:45.39 [2]	0:34.47 [2]	0:23.43 [2]	0:12.01 [4]		
	(1)	Aidan Holt	2.9L (-2)	0:34.47	1000-800 (0:10.64)	(0:13.88)	(0:10.64)	(0:10.92)	(0:11.04)	(0:11.42)	(0:12.01)		
5	7	Booming Lad	1:10.23	0:24.98	67.4 (1000-800)	1:10.23	0:56.11 [4]	0:45.25 [6]	0:34.28 [6]	0:23.21 [6]	0:11.96 [6]		
	(5)	Chelsea Jokic	4.7L (+10)	0:34.28	1000-800 (0:10.86)	(0:14.12)	(0:10.86)	(0:10.96)	(0:11.07)	(0:11.25)	(0:11.96)		
6	4	Early Fusion	1:10.28	0:24.65	68.0 (1200 - 1000)	1:10.28	0:56.45 [2]	0:45.63 [3]	0:34.71 [4]	0:23.46 [4]	0:12.22 [5]		
	(3)	Tahlia Fenlon	5.0L (-3)	0:34.71	1000-800 (0:10.82)	(0:13.83)	(0:10.82)	(0:10.92)	(0:11.25)	(0:11.24)	(0:12.22)		
7	8	Flying Shamus	1:10.42	0:25.30	68.5 (1000-800)	1:10.42	0:55.90 [8]	0:45.12 [8]	0:34.30 [8]	0:23.28 [7]	0:11.93 [8]		
	(8)	Sean Cormack	5.9L (+2)	0:34.30	1000-800 (0:10.78)	(0:14.52)	(0:10.78)	(0:10.82)	(0:11.02)	(0:11.35)	(0:11.93)		
8	2	Real Key	1:10.46	0:25.02	68.5 (1000-800)	1:10.46	0:56.14 [6]	0:45.44 [7]	0:34.43 [7]	0:23.25 [8]	0:12.00 [7]		
	(4)	Paul Hamblin	6.1L (-2)	0:34.43	1000-800 (0:10.70)	(0:14.32)	(0:10.70)	(0:11.01)	(0:11.18)	(0:11.25)	(0:12.00)		

Report Created: Thu 02 July 2026

(Note: Races are conducted over an approximate distance as close as possible to the advertised distance, and recorded data may vary accordingly. Official times refer to race times only and do not include handicap times.)

[] Position in running at each section and finish TAB# Saddle cloth number

Fastest split

:-:-- No data available at this section

BAR# Barrier/Gate Position

Fastest section

NA No data available

DNF Did not finish

DNT Did not track

DT-W Distance travelled compared to winner in metres

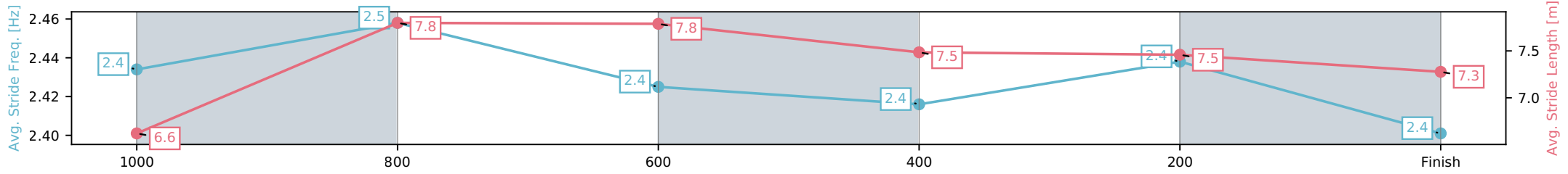
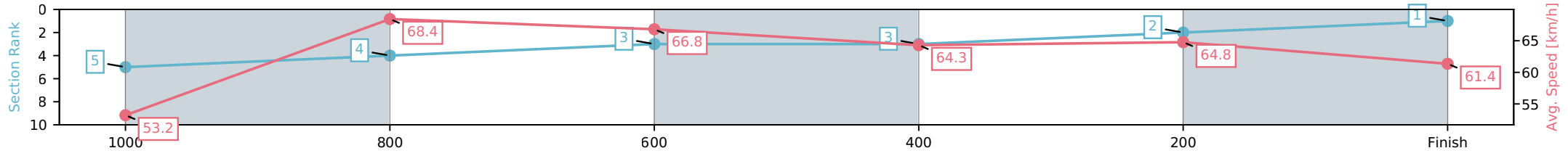
Horse/Jockey Name	Outback Action/Georgina Cartwright
Finish Rank	1
Fastest Section Time (Section)	0:10.52 (1000-800)
Top Speed [km/h] (Section)	69.2 (1000-800)
Race State	Finished



Mackay QLD --Professional-2026-07-02
 Race 4: LADBROKES ODDS SURGE OPEN Handicap - 1200m
 02 July 2026 - 2:55PM
 Track Rating: Soft 5, Weather: Fine, Rail Position: +3m Entire Circuit



Section	L1200	L1000	L800	L600	L400	L200
Section Times	1:09.42 (0:14.18)	0:55.24 [5] (0:10.52)	0:44.72 [4] (0:10.74)	0:33.98 [3] (0:11.13)	0:22.85 [3] (0:11.10)	0:11.74 [2] (0:11.74)
Average Speed [km/h]	53.2	68.4	66.8	64.3	64.8	61.4
Top Speed [km/h]	67.0	69.2	67.9	65.0	65.2	64.2
Avg. Dist. to Rail [m]	1.2	0.2	0.4	0.8	1.1	2.5
Avg. Stride Freq. [Hz]	2.4	2.5	2.4	2.4	2.4	2.4
Avg. Stride Length [m]	6.6	7.8	7.8	7.5	7.5	7.3



[] Ranking at each section and finish
 -.-.- No data available at this section
 NA No data available

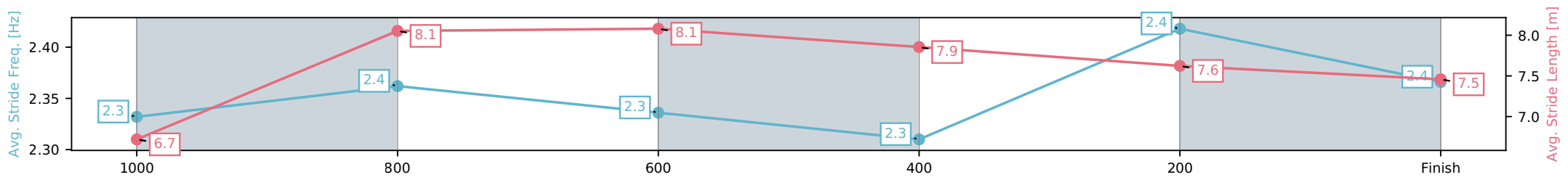
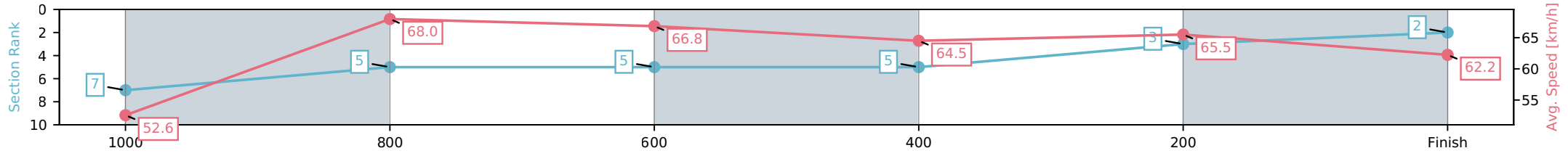
Horse/Jockey Name	Parade Ground/Raul Silvera Olivera
Finish Rank	2
Fastest Section Time (Section)	0:10.59 (1000-800)
Top Speed [km/h] (Section)	68.7 (1000-800)
Race State	Finished



Mackay QLD --Professional-2026-07-02
 Race 4: LADBROKES ODDS SURGE OPEN Handicap - 1200m
 02 July 2026 - 2:55PM
 Track Rating: Soft 5, Weather: Fine, Rail Position: +3m Entire Circuit



Section	L1200	L1000	L800	L600	L400	L200
Section Times	1:09.44 (0:14.39)	0:55.05 [7] (0:10.59)	0:44.46 [5] (0:10.76)	0:33.70 [5] (0:11.12)	0:22.58 [5] (0:10.99)	0:11.59 [3] (0:11.59)
Average Speed [km/h]	52.6	68.0	66.8	64.5	65.5	62.2
Top Speed [km/h]	67.5	68.7	67.7	65.2	66.4	64.7
Avg. Dist. to Rail [m]	3.0	0.2	0.4	0.5	2.4	4.7
Avg. Stride Freq. [Hz]	2.3	2.4	2.3	2.3	2.4	2.4
Avg. Stride Length [m]	6.7	8.1	8.1	7.9	7.6	7.5



[] Ranking at each section and finish
 -:-:- No data available at this section
 NA No data available

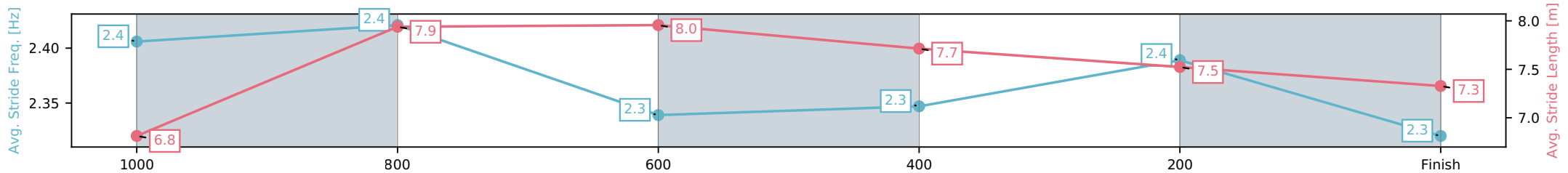
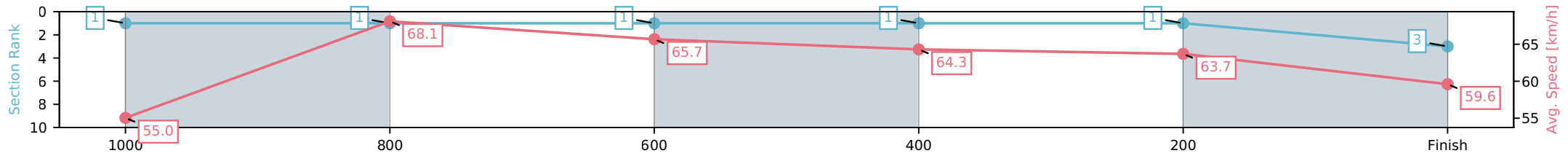
Horse/Jockey Name	Letmeletgo/Ryan Wiggins
Finish Rank	3
Fastest Section Time (Section)	0:10.62 (1000-800)
Top Speed [km/h] (Section)	69.9 (1000-800)
Race State	Finished



Mackay QLD --Professional-2026-07-02
 Race 4: LADBROKES ODDS SURGE OPEN Handicap - 1200m
 02 July 2026 - 2:55PM
 Track Rating: Soft 5, Weather: Fine, Rail Position: +3m Entire Circuit



Section	L1200	L1000	L800	L600	L400	L200
Section Times	1:09.71 (0:13.77)	0:55.94 [1] (0:10.62)	0:45.32 [1] (0:10.91)	0:34.41 [1] (0:11.00)	0:23.42 [1] (0:11.28)	0:12.13 [1] (0:12.13)
Average Speed [km/h]	55.0	68.1	65.7	64.3	63.7	59.6
Top Speed [km/h]	69.7	69.9	67.5	65.5	64.5	62.3
Avg. Dist. to Rail [m]	4.1	1.5	0.8	2.3	0.4	1.0
Avg. Stride Freq. [Hz]	2.4	2.4	2.3	2.3	2.4	2.3
Avg. Stride Length [m]	6.8	7.9	8.0	7.7	7.5	7.3



[] Ranking at each section and finish
 -:-:- No data available at this section
 NA No data available

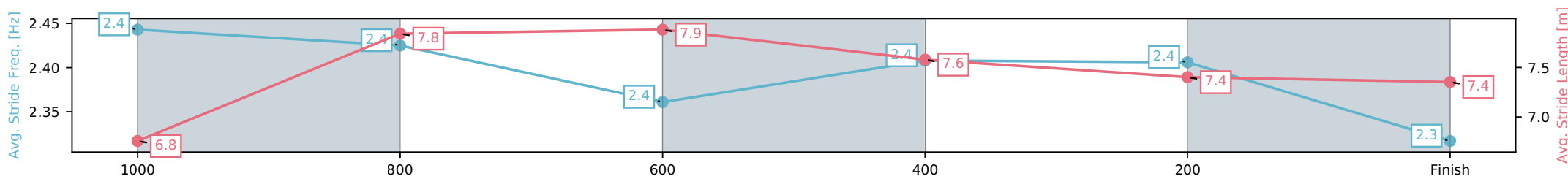
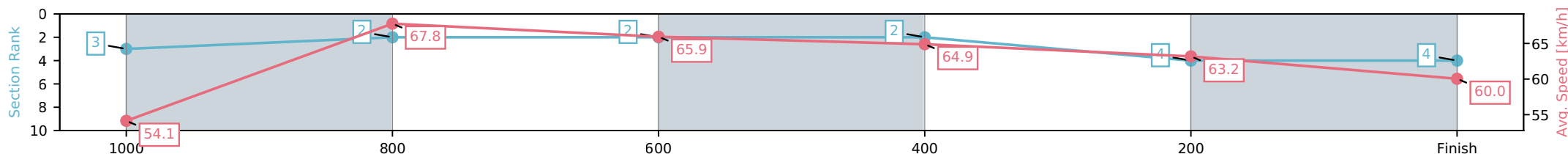
Horse/Jockey Name	Track Tale/Aidan Holt
Finish Rank	4
Fastest Section Time (Section)	0:10.64 (1000-800)
Top Speed [km/h] (Section)	68.4 (1000-800)
Race State	Finished



Mackay QLD --Professional-2026-07-02
 Race 4: LADBROKES ODDS SURGE OPEN Handicap - 1200m
 02 July 2026 - 2:55PM
 Track Rating: Soft 5, Weather: Fine, Rail Position: +3m Entire Circuit



Section	L1200	L1000	L800	L600	L400	L200
Section Times	1:09.91 (0:13.88)	0:56.03 [3] (0:10.64)	0:45.39 [2] (0:10.92)	0:34.47 [2] (0:11.04)	0:23.43 [2] (0:11.42)	0:12.01 [4] (0:12.01)
Average Speed [km/h]	54.1	67.8	65.9	64.9	63.2	60.0
Top Speed [km/h]	67.2	68.4	67.0	65.9	64.3	62.5
Avg. Dist. to Rail [m]	1.0	0.3	0.8	0.6	2.2	3.0
Avg. Stride Freq. [Hz]	2.4	2.4	2.4	2.4	2.4	2.3
Avg. Stride Length [m]	6.8	7.8	7.9	7.6	7.4	7.4



[] Ranking at each section and finish
 -:-:- No data available at this section
 NA No data available

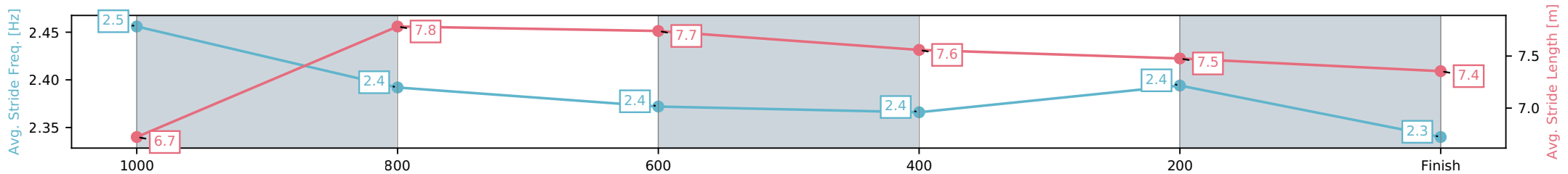
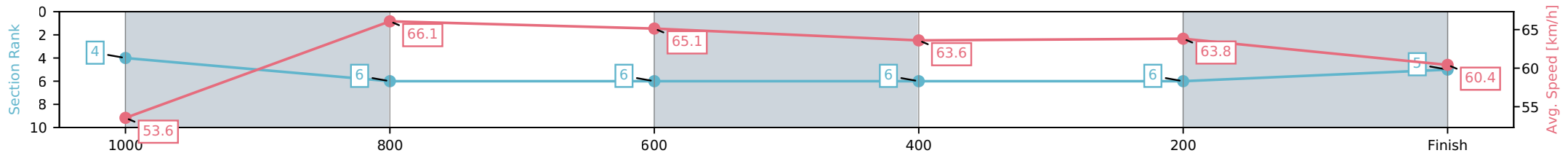
Horse/Jockey Name	Booming Lad/Chelsea Jokic
Finish Rank	5
Fastest Section Time (Section)	0:10.86 (1000-800)
Top Speed [km/h] (Section)	67.4 (1000-800)
Race State	Finished



Mackay QLD --Professional-2026-07-02
 Race 4: LADBROKES ODDS SURGE OPEN Handicap - 1200m
 02 July 2026 - 2:55PM
 Track Rating: Soft 5, Weather: Fine, Rail Position: +3m Entire Circuit



Section	L1200	L1000	L800	L600	L400	L200
Section Times	1:10.23 (0:14.12)	0:56.11 [4] (0:10.86)	0:45.25 [6] (0:10.96)	0:34.28 [6] (0:11.07)	0:23.21 [6] (0:11.25)	0:11.96 [6] (0:11.96)
Average Speed [km/h]	53.6	66.1	65.1	63.6	63.8	60.4
Top Speed [km/h]	66.4	67.4	66.2	64.7	64.7	63.9
Avg. Dist. to Rail [m]	2.5	0.9	1.8	2.8	1.8	2.3
Avg. Stride Freq. [Hz]	2.5	2.4	2.4	2.4	2.4	2.3
Avg. Stride Length [m]	6.7	7.8	7.7	7.6	7.5	7.4



- [] Ranking at each section and finish
- :-:- No data available at this section
- NA No data available

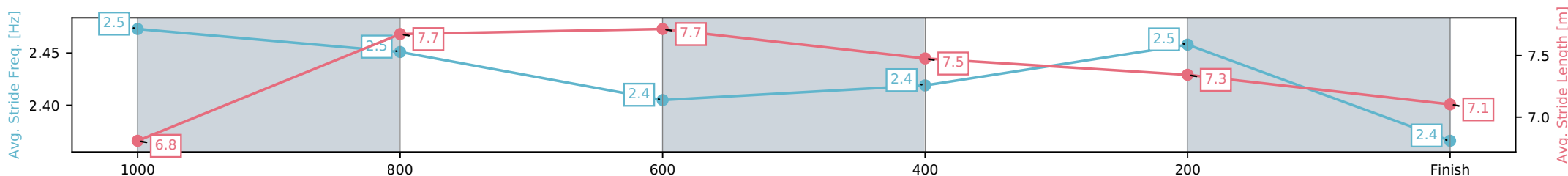
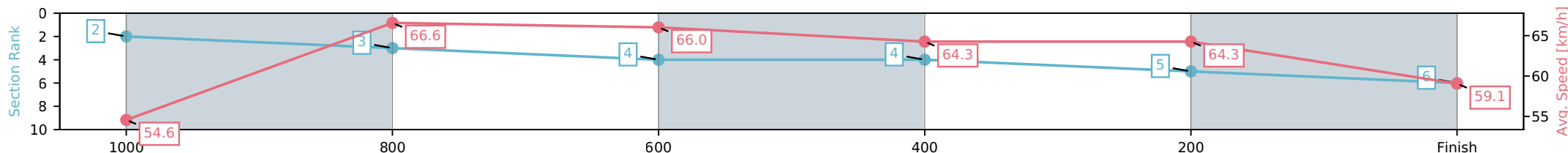
Horse/Jockey Name	Early Fusion/Tahlia Fenlon
Finish Rank	6
Fastest Section Time (Section)	0:10.82 (1000-800)
Top Speed [km/h] (Section)	68.0 (1200 - 1000)
Race State	Finished



Mackay QLD --Professional-2026-07-02
 Race 4: LADBROKES ODDS SURGE OPEN Handicap - 1200m
 02 July 2026 - 2:55PM
 Track Rating: Soft 5, Weather: Fine, Rail Position: +3m Entire Circuit



Section	L1200	L1000	L800	L600	L400	L200
Section Times	1:10.28 (0:13.83)	0:56.45 [2] (0:10.82)	0:45.63 [3] (0:10.92)	0:34.71 [4] (0:11.25)	0:23.46 [4] (0:11.24)	0:12.22 [5] (0:12.22)
Average Speed [km/h]	54.6	66.6	66.0	64.3	64.3	59.1
Top Speed [km/h]	68.0	68.0	67.9	64.5	65.4	61.9
Avg. Dist. to Rail [m]	1.7	0.3	0.9	0.5	3.8	5.4
Avg. Stride Freq. [Hz]	2.5	2.5	2.4	2.4	2.5	2.4
Avg. Stride Length [m]	6.8	7.7	7.7	7.5	7.3	7.1



[] Ranking at each section and finish
 -.-.- No data available at this section
 NA No data available

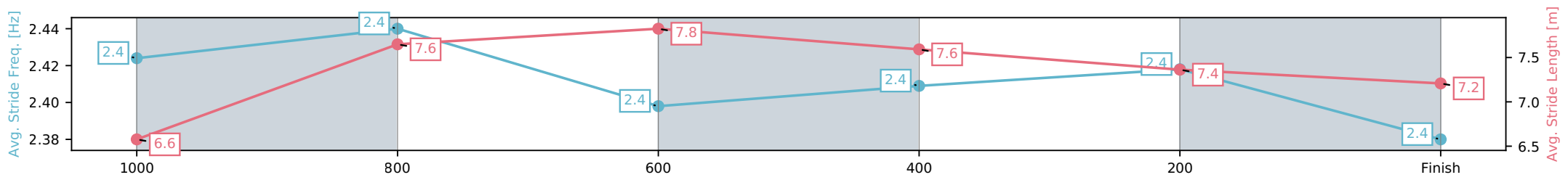
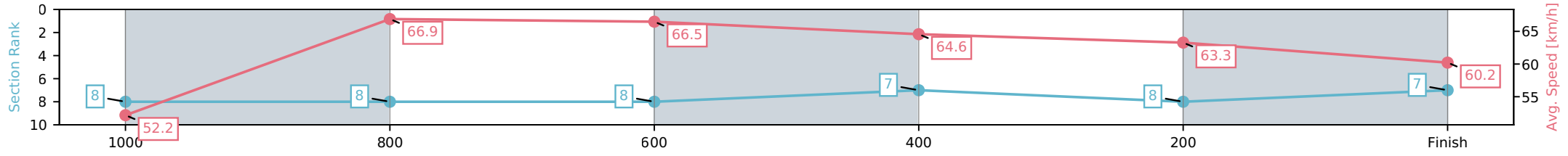
Horse/Jockey Name	Flying Shamus/Sean Cormack
Finish Rank	7
Fastest Section Time (Section)	0:10.78 (1000-800)
Top Speed [km/h] (Section)	68.5 (1000-800)
Race State	Finished



Mackay QLD --Professional-2026-07-02
 Race 4: LADBROKES ODDS SURGE OPEN Handicap - 1200m
 02 July 2026 - 2:55PM
 Track Rating: Soft 5, Weather: Fine, Rail Position: +3m Entire Circuit



Section	L1200	L1000	L800	L600	L400	L200
Section Times	1:10.42 (0:14.52)	0:55.90 [8] (0:10.78)	0:45.12 [8] (0:10.82)	0:34.30 [8] (0:11.02)	0:23.28 [7] (0:11.35)	0:11.93 [8] (0:11.93)
Average Speed [km/h]	52.2	66.9	66.5	64.6	63.3	60.2
Top Speed [km/h]	65.0	68.5	68.3	66.4	63.8	62.9
Avg. Dist. to Rail [m]	4.2	0.7	0.9	1.5	0.4	0.7
Avg. Stride Freq. [Hz]	2.4	2.4	2.4	2.4	2.4	2.4
Avg. Stride Length [m]	6.6	7.6	7.8	7.6	7.4	7.2



[] Ranking at each section and finish
 -:-:- No data available at this section
 NA No data available

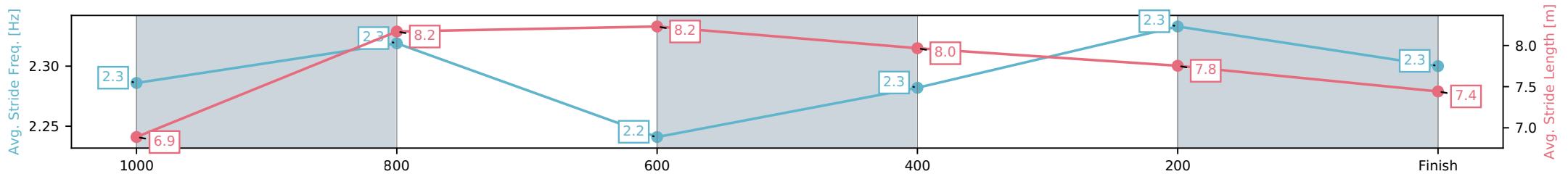
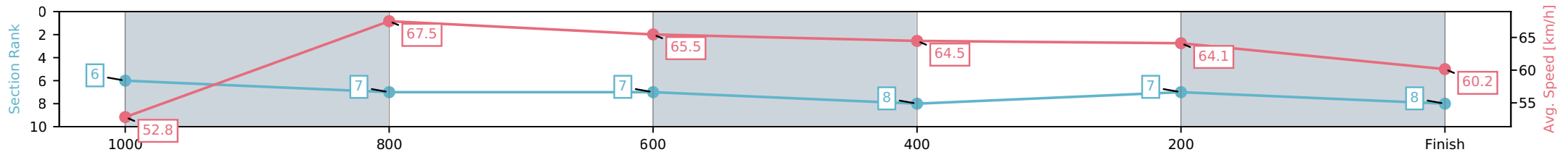
Horse/Jockey Name	Real Key/Paul Hamblin
Finish Rank	8
Fastest Section Time (Section)	0:10.70 (1000-800)
Top Speed [km/h] (Section)	68.5 (1000-800)
Race State	Finished



Mackay QLD --Professional-2026-07-02
 Race 4: LADBROKES ODDS SURGE OPEN Handicap - 1200m
 02 July 2026 - 2:55PM
 Track Rating: Soft 5, Weather: Fine, Rail Position: +3m Entire Circuit



Section	L1200	L1000	L800	L600	L400	L200
Section Times	1:10.46 (0:14.32)	0:56.14 [6] (0:10.70)	0:45.44 [7] (0:11.01)	0:34.43 [7] (0:11.18)	0:23.25 [8] (0:11.25)	0:12.00 [7] (0:12.00)
Average Speed [km/h]	52.8	67.5	65.5	64.5	64.1	60.2
Top Speed [km/h]	66.1	68.5	66.2	65.9	65.2	62.7
Avg. Dist. to Rail [m]	2.3	1.1	1.1	0.3	1.7	1.4
Avg. Stride Freq. [Hz]	2.3	2.3	2.2	2.3	2.3	2.3
Avg. Stride Length [m]	6.9	8.2	8.2	8.0	7.8	7.4



[] Ranking at each section and finish
 -.-.- No data available at this section
 NA No data available



Mackay QLD

Race 5: BOOK FOR MACKAY CUP SATURDAY 25TH JULY RATINGS BAND 0 - 55 Handicap - 1300m

02 July 2026 - 3:35PM

Track Rating: Soft 5, Weather: Fine, Rail Position: +3m Entire Circuit



MACKAY TURF CLUB

Ooralea Racecourse

Field Times (Race Tempo) 1:17.08 1:08.58 0:57.43 0:46.24 0:34.80 0:23.41 0:11.99
 (0:08.50) (0:11.14) (0:11.19) (0:11.45) (0:11.39) (0:11.41) (0:11.99)

Rank	TAB#	Horse	Overall Time	First 400m	Top Speed km/h (Section)	L1300	L1200	L1000	L800	L600	L400	L200	
	(BAR#)	Jockey	Margin (DT-W)	Last 600m	Fastest Section (Time)	Start - 1200	1200 - 1000	1000 - 800	800 - 600	600 - 400	400 - 200	200 - Finish	
1	7	Whatta Whitt	1:17.08	0:25.22	65.4 (1200-1000)	1:17.08	1:08.58 [1]	0:57.43 [1]	0:46.24 [1]	0:34.80 [1]	0:23.41 [1]	0:11.99 [1]	
	(2)	Ashley Butler		0:34.80	1200-1000 (0:11.14)	(0:08.50)	(0:11.14)	(0:11.19)	(0:11.45)	(0:11.39)	(0:11.42)	(0:11.99)	
2	3	Aye Vee Aitch	1:17.08	0:25.57	66.5 (1000-800)	1:17.08	1:08.00 [6]	0:57.02 [4]	0:45.88 [3]	0:34.53 [3]	0:23.20 [2]	0:11.84 [2]	
	(1)	Ryan Wiggins	0.0L (+1)	0:34.52	1200-1000 (0:10.98)	(0:09.08)	(0:10.98)	(0:11.15)	(0:11.35)	(0:11.32)	(0:11.36)	(0:11.84)	
3	2	Iconic Prince	1:17.57	0:25.85	66.5 (1000-800)	1:17.57	1:08.47 [7]	0:57.18 [6]	0:46.12 [6]	0:34.73 [6]	0:23.37 [4]	0:11.91 [3]	
	(6)	Sean Cormack	2.9L (-3)	0:34.74	1000-800 (0:11.06)	(0:09.10)	(0:11.29)	(0:11.06)	(0:11.39)	(0:11.36)	(0:11.47)	(0:11.91)	
4	8	Milk Maid	1:17.66	0:26.01	65.5 (1000-800)	1:17.66	1:08.66 [5]	0:57.24 [7]	0:46.00 [7]	0:34.56 [7]	0:23.19 [7]	0:11.75 [4]	
	(5)	Raul Silvera Olivera	3.4L (-2)	0:34.55	1000-800 (0:11.24)	(0:09.00)	(0:11.42)	(0:11.24)	(0:11.44)	(0:11.36)	(0:11.44)	(0:11.75)	
5	5	Ravenite	1:17.77	0:25.74	65.8 (1200-1000)	1:17.77	1:08.78 [4]	0:57.65 [5]	0:46.38 [5]	0:34.95 [5]	0:23.38 [5]	0:11.81 [6]	
	(4)	Georgina Cartwright	4.1L (-4)	0:34.95	1200-1000 (0:11.13)	(0:08.99)	(0:11.13)	(0:11.26)	(0:11.43)	(0:11.58)	(0:11.56)	(0:11.81)	
6	6	Sensationabull	1:18.21	0:25.45	65.4 (1200-1000)	1:18.21	1:09.58 [2]	0:58.34 [2]	0:47.12 [2]	0:35.70 [2]	0:24.09 [3]	0:12.26 [5]	
	(3)	Emma Simsir	6.7L (-7)	0:35.69	1000-800 (0:11.22)	(0:08.63)	(0:11.24)	(0:11.22)	(0:11.42)	(0:11.61)	(0:11.82)	(0:12.26)	
7	1	Boom Boom Ray	1:18.49	0:26.16	66.3 (1200-1000)	1:18.49	1:08.98 [8]	0:57.88 [8]	0:46.72 [8]	0:35.34 [8]	0:23.89 [8]	0:12.25 [8]	
	(7)	Tahlia Fenlon	8.3L (-6)	0:35.35	1200-1000 (0:11.09)	(0:09.52)	(0:11.09)	(0:11.17)	(0:11.38)	(0:11.46)	(0:11.64)	(0:12.25)	
8	9	Chalkley	1:18.57	0:25.61	65.6 (1000-800)	1:18.57	1:09.85 [3]	0:58.56 [3]	0:47.33 [4]	0:35.85 [4]	0:24.11 [6]	0:12.40 [7]	
	(8)	Ben Kennedy	8.8L (-2)	0:35.85	1000-800 (0:11.23)	(0:08.72)	(0:11.29)	(0:11.23)	(0:11.48)	(0:11.74)	(0:11.71)	(0:12.40)	

Scratched: Fighting Edge (#4)

Report Created: Thu 02 July 2026

(Note: Races are conducted over an approximate distance as close as possible to the advertised distance, and recorded data may vary accordingly. Official times refer to race times only and do not include handicap times.)

[] Position in running at each section and finish TAB# Saddle cloth number
 -:-:- No data available at this section BAR# Barrier/Gate Position
 NA No data available DNF Did not finish
 DNT Did not track DT-W Distance travelled compared to winner in metres

Fastest split
 Fastest section

data processed by TRIPLESDATA

Horse/Jockey Name	Whatta Whitt/Ashley Butler
Finish Rank	1
Fastest Section Time (Section)	0:11.14 (1200-1000)
Top Speed [km/h] (Section)	65.4 (1200-1000)
Race State	Finished



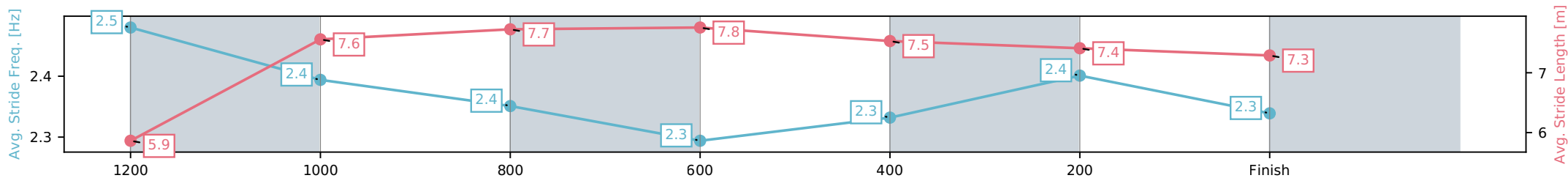
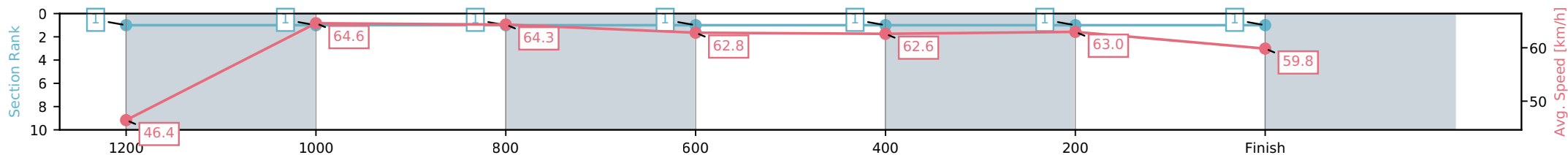
Mackay QLD --Professional-2026-07-02
 Race 5: BOOK FOR MACKAY CUP SATURDAY 25TH JULY
 RATINGS BAND 0 - 55 Handicap - 1300m



02 July 2026 - 3:35PM

Track Rating: Soft 5, Weather: Fine, Rail Position: +3m Entire Circuit

Section	L1300	L1200	L1000	L800	L600	L400	L200
Section Times	1:17.08 (0:08.50)	1:08.58 [1] (0:11.14)	0:57.43 [1] (0:11.19)	0:46.24 [1] (0:11.45)	0:34.80 [1] (0:11.39)	0:23.41 [1] (0:11.42)	0:11.99 [1] (0:11.99)
Average Speed [km/h]	46.4	64.6	64.3	62.8	62.6	63.0	59.8
Top Speed [km/h]	63.2	65.4	65.2	63.9	63.9	63.8	61.9
Avg. Dist. to Rail [m]	3.6	0.5	0.2	0.4	1.1	0.6	0.8
Avg. Stride Freq. [Hz]	2.5	2.4	2.4	2.3	2.3	2.4	2.3
Avg. Stride Length [m]	5.9	7.6	7.7	7.8	7.5	7.4	7.3



[] Ranking at each section and finish
 -:-:- No data available at this section
 NA No data available

Horse/Jockey Name	Aye Vee Aitch/Ryan Wiggins
Finish Rank	2
Fastest Section Time (Section)	0:10.98 (1200-1000)
Top Speed [km/h] (Section)	66.5 (1000-800)
Race State	Finished



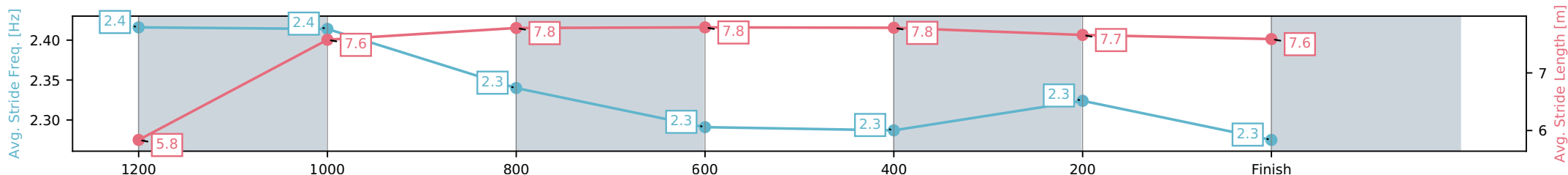
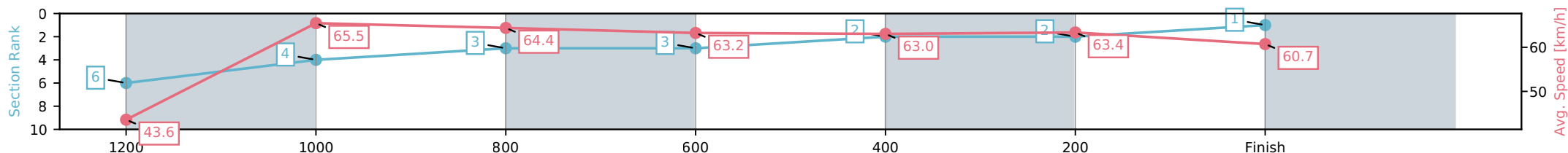
Mackay QLD --Professional-2026-07-02
 Race 5: BOOK FOR MACKAY CUP SATURDAY 25TH JULY
 RATINGS BAND 0 - 55 Handicap - 1300m



02 July 2026 - 3:35PM

Track Rating: Soft 5, Weather: Fine, Rail Position: +3m Entire Circuit

Section	L1300	L1200	L1000	L800	L600	L400	L200
Section Times	1:17.08 (0:09.08)	1:08.00 [6] (0:10.98)	0:57.02 [4] (0:11.15)	0:45.88 [3] (0:11.35)	0:34.53 [3] (0:11.32)	0:23.20 [2] (0:11.36)	0:11.84 [2] (0:11.84)
Average Speed [km/h]	43.6	65.5	64.4	63.2	63.0	63.4	60.7
Top Speed [km/h]	63.7	66.5	66.5	63.8	63.9	64.3	62.7
Avg. Dist. to Rail [m]	2.3	1.5	1.0	0.5	1.0	0.8	0.8
Avg. Stride Freq. [Hz]	2.4	2.4	2.3	2.3	2.3	2.3	2.3
Avg. Stride Length [m]	5.8	7.6	7.8	7.8	7.8	7.7	7.6



[] Ranking at each section and finish
 -:-:- No data available at this section
 NA No data available

Horse/Jockey Name	Iconic Prince/Sean Cormack
Finish Rank	3
Fastest Section Time (Section)	0:11.06 (1000-800)
Top Speed [km/h] (Section)	66.5 (1000-800)
Race State	Finished



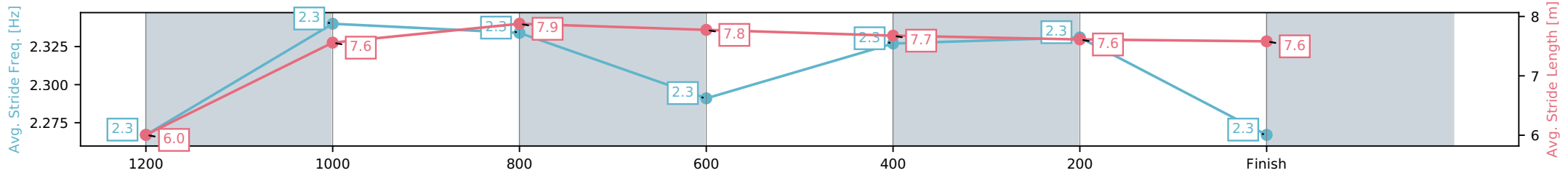
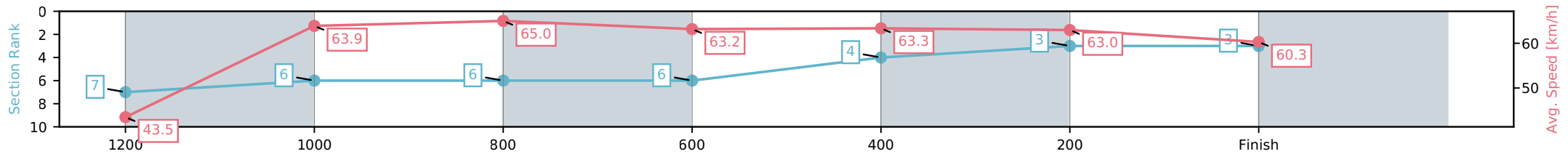
Mackay QLD --Professional-2026-07-02
 Race 5: BOOK FOR MACKAY CUP SATURDAY 25TH JULY
 RATINGS BAND 0 - 55 Handicap - 1300m



02 July 2026 - 3:35PM

Track Rating: Soft 5, Weather: Fine, Rail Position: +3m Entire Circuit

Section	L1300	L1200	L1000	L800	L600	L400	L200
Section Times	1:17.57 (0:09.10)	1:08.47 [7] (0:11.29)	0:57.18 [6] (0:11.06)	0:46.12 [6] (0:11.39)	0:34.73 [6] (0:11.36)	0:23.37 [4] (0:11.47)	0:11.91 [3] (0:11.91)
Average Speed [km/h]	43.5	63.9	65.0	63.2	63.3	63.0	60.3
Top Speed [km/h]	58.8	66.2	66.5	63.9	64.3	63.6	62.5
Avg. Dist. to Rail [m]	6.9	1.0	0.5	0.3	0.6	2.1	2.0
Avg. Stride Freq. [Hz]	2.3	2.3	2.3	2.3	2.3	2.3	2.3
Avg. Stride Length [m]	6.0	7.6	7.9	7.8	7.7	7.6	7.6



- [] Ranking at each section and finish
- :-:- No data available at this section
- NA No data available

Horse/Jockey Name	Milk Maid/Raul Silvera Olivera
Finish Rank	4
Fastest Section Time (Section)	0:11.24 (1000-800)
Top Speed [km/h] (Section)	65.5 (1000-800)
Race State	Finished



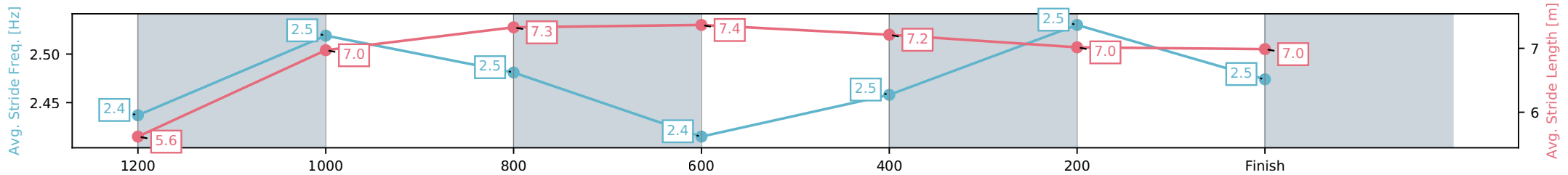
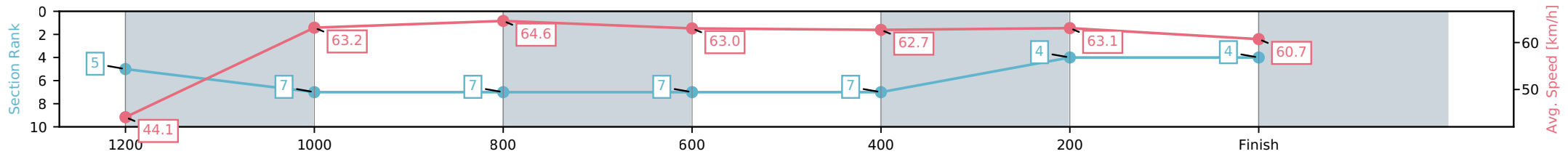
Mackay QLD --Professional-2026-07-02
 Race 5: BOOK FOR MACKAY CUP SATURDAY 25TH JULY
 RATINGS BAND 0 - 55 Handicap - 1300m



02 July 2026 - 3:35PM

Track Rating: Soft 5, Weather: Fine, Rail Position: +3m Entire Circuit

Section	L1300	L1200	L1000	L800	L600	L400	L200
Section Times	1:17.66 (0:09.00)	1:08.66 [5] (0:11.42)	0:57.24 [7] (0:11.24)	0:46.00 [7] (0:11.44)	0:34.56 [7] (0:11.36)	0:23.19 [7] (0:11.44)	0:11.75 [4] (0:11.75)
Average Speed [km/h]	44.1	63.2	64.6	63.0	62.7	63.1	60.7
Top Speed [km/h]	60.6	64.6	65.5	64.2	64.3	63.9	63.0
Avg. Dist. to Rail [m]	5.1	1.1	2.6	1.4	1.3	3.0	3.4
Avg. Stride Freq. [Hz]	2.4	2.5	2.5	2.4	2.5	2.5	2.5
Avg. Stride Length [m]	5.6	7.0	7.3	7.4	7.2	7.0	7.0



- [] Ranking at each section and finish
- :-:- No data available at this section
- NA No data available

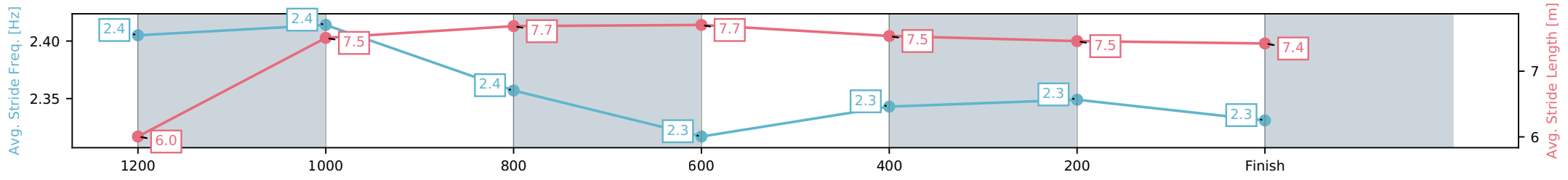
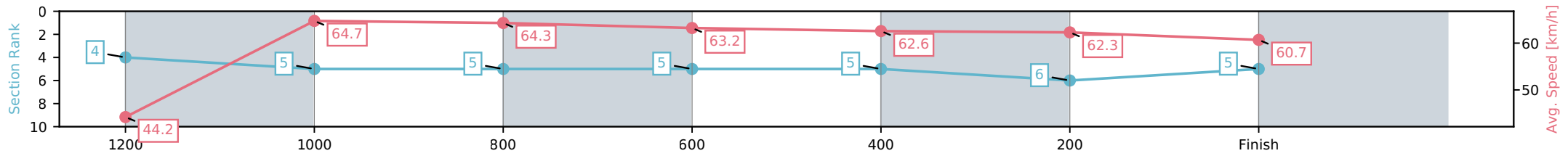
Horse/Jockey Name	Ravenite/Georgina Cartwright
Finish Rank	5
Fastest Section Time (Section)	0:11.13 (1200-1000)
Top Speed [km/h] (Section)	65.8 (1200-1000)
Race State	Finished



Mackay QLD --Professional-2026-07-02
 Race 5: BOOK FOR MACKAY CUP SATURDAY 25TH JULY
 RATINGS BAND 0 - 55 Handicap - 1300m
 02 July 2026 - 3:35PM
 Track Rating: Soft 5, Weather: Fine, Rail Position: +3m Entire Circuit



Section	L1300	L1200	L1000	L800	L600	L400	L200
Section Times	1:17.77 (0:08.99)	1:08.78 [4] (0:11.13)	0:57.65 [5] (0:11.26)	0:46.38 [5] (0:11.43)	0:34.95 [5] (0:11.58)	0:23.38 [5] (0:11.56)	0:11.81 [6] (0:11.81)
Average Speed [km/h]	44.2	64.7	64.3	63.2	62.6	62.3	60.7
Top Speed [km/h]	62.6	65.8	65.2	63.9	63.6	63.2	63.1
Avg. Dist. to Rail [m]	4.4	0.9	2.0	1.5	0.9	1.5	1.5
Avg. Stride Freq. [Hz]	2.4	2.4	2.4	2.3	2.3	2.3	2.3
Avg. Stride Length [m]	6.0	7.5	7.7	7.7	7.5	7.5	7.4



[] Ranking at each section and finish
 -:-:- No data available at this section
 NA No data available

Horse/Jockey Name	Sensationabull/Emma Simsir
Finish Rank	6
Fastest Section Time (Section)	0:11.22 (1000-800)
Top Speed [km/h] (Section)	65.4 (1200-1000)
Race State	Finished



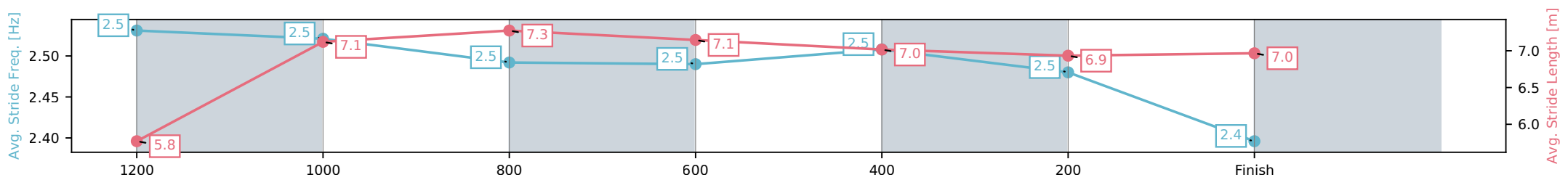
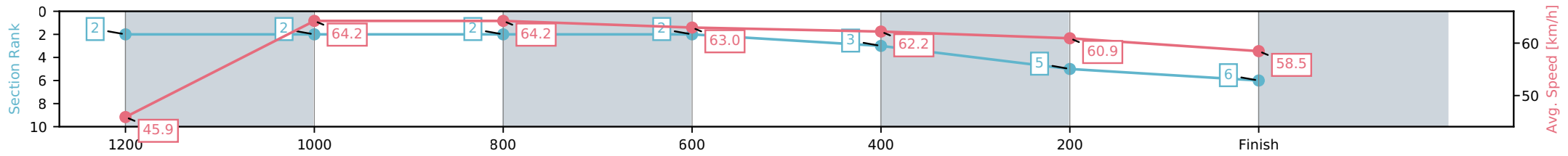
Mackay QLD --Professional-2026-07-02
 Race 5: BOOK FOR MACKAY CUP SATURDAY 25TH JULY
 RATINGS BAND 0 - 55 Handicap - 1300m



02 July 2026 - 3:35PM

Track Rating: Soft 5, Weather: Fine, Rail Position: +3m Entire Circuit

Section	L1300	L1200	L1000	L800	L600	L400	L200
Section Times	1:18.21 (0:08.63)	1:09.58 [2] (0:11.24)	0:58.34 [2] (0:11.22)	0:47.12 [2] (0:11.42)	0:35.70 [2] (0:11.61)	0:24.09 [3] (0:11.82)	0:12.26 [5] (0:12.26)
Average Speed [km/h]	45.9	64.2	64.2	63.0	62.2	60.9	58.5
Top Speed [km/h]	61.9	65.4	64.7	63.8	63.1	61.2	60.5
Avg. Dist. to Rail [m]	5.2	1.5	0.3	0.3	0.5	1.3	2.3
Avg. Stride Freq. [Hz]	2.5	2.5	2.5	2.5	2.5	2.5	2.4
Avg. Stride Length [m]	5.8	7.1	7.3	7.1	7.0	6.9	7.0



[] Ranking at each section and finish
 -:-:- No data available at this section
 NA No data available

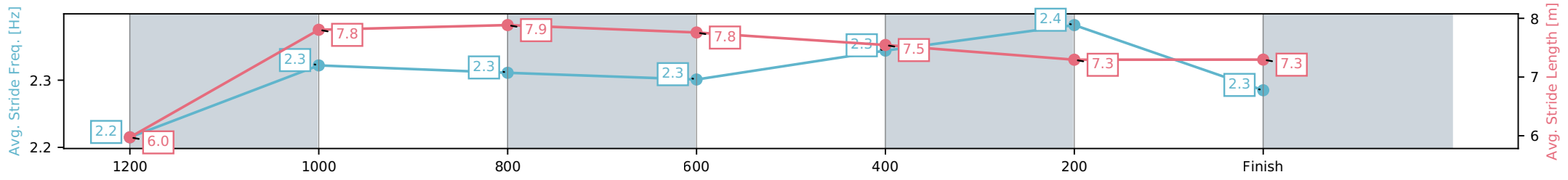
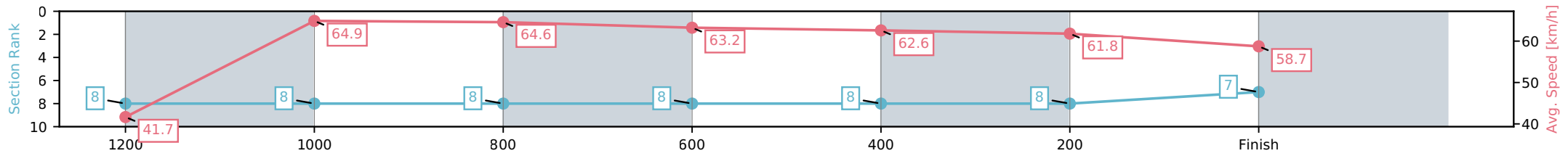
Horse/Jockey Name	Boom Boom Ray/Tahlia Fenlon
Finish Rank	7
Fastest Section Time (Section)	0:11.09 (1200-1000)
Top Speed [km/h] (Section)	66.3 (1200-1000)
Race State	Finished



Mackay QLD --Professional-2026-07-02
 Race 5: BOOK FOR MACKAY CUP SATURDAY 25TH JULY
 RATINGS BAND 0 - 55 Handicap - 1300m
 02 July 2026 - 3:35PM
 Track Rating: Soft 5, Weather: Fine, Rail Position: +3m Entire Circuit



Section	L1300	L1200	L1000	L800	L600	L400	L200
Section Times	1:18.49 (0:09.52)	1:08.98 [8] (0:11.09)	0:57.88 [8] (0:11.17)	0:46.72 [8] (0:11.38)	0:35.34 [8] (0:11.46)	0:23.89 [8] (0:11.64)	0:12.25 [8] (0:12.25)
Average Speed [km/h]	41.7	64.9	64.6	63.2	62.6	61.8	58.7
Top Speed [km/h]	61.7	66.3	65.2	63.8	63.7	62.5	62.3
Avg. Dist. to Rail [m]	5.5	0.4	0.2	0.4	0.6	0.3	1.2
Avg. Stride Freq. [Hz]	2.2	2.3	2.3	2.3	2.3	2.4	2.3
Avg. Stride Length [m]	6.0	7.8	7.9	7.8	7.5	7.3	7.3



[] Ranking at each section and finish
 -:-:- No data available at this section
 NA No data available

Horse/Jockey Name	Chalkley/Ben Kennedy
Finish Rank	8
Fastest Section Time (Section)	0:11.23 (1000-800)
Top Speed [km/h] (Section)	65.6 (1000-800)
Race State	Finished



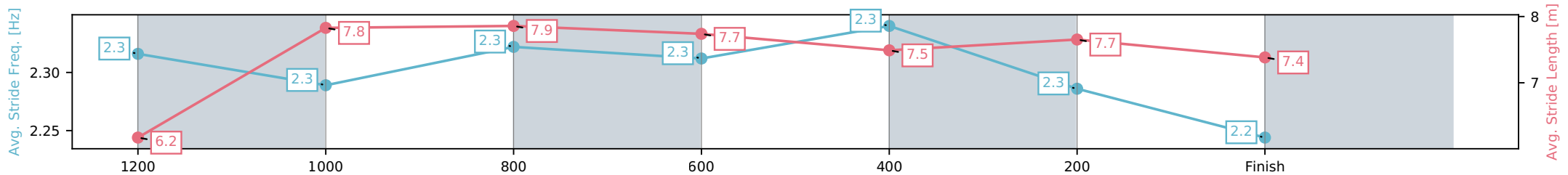
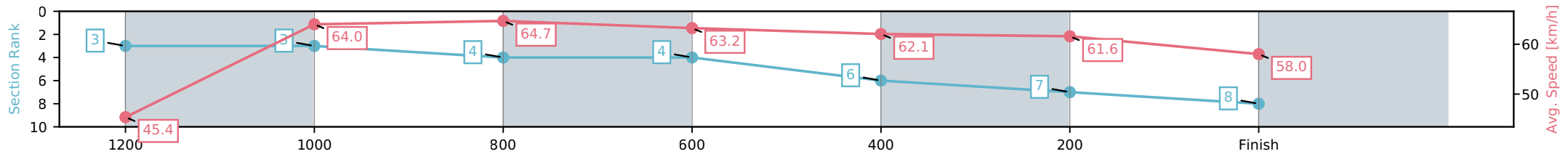
Mackay QLD --Professional-2026-07-02
 Race 5: BOOK FOR MACKAY CUP SATURDAY 25TH JULY
 RATINGS BAND 0 - 55 Handicap - 1300m



02 July 2026 - 3:35PM

Track Rating: Soft 5, Weather: Fine, Rail Position: +3m Entire Circuit

Section	L1300	L1200	L1000	L800	L600	L400	L200
Section Times	1:18.57 (0:08.72)	1:09.85 [3] (0:11.29)	0:58.56 [3] (0:11.23)	0:47.33 [4] (0:11.48)	0:35.85 [4] (0:11.74)	0:24.11 [6] (0:11.71)	0:12.40 [7] (0:12.40)
Average Speed [km/h]	45.4	64.0	64.7	63.2	62.1	61.6	58.0
Top Speed [km/h]	62.1	65.6	65.6	64.4	62.8	62.4	60.9
Avg. Dist. to Rail [m]	8.2	2.2	2.5	2.7	1.6	3.6	4.0
Avg. Stride Freq. [Hz]	2.3	2.3	2.3	2.3	2.3	2.3	2.2
Avg. Stride Length [m]	6.2	7.8	7.9	7.7	7.5	7.7	7.4



- [] Ranking at each section and finish
- :-:- No data available at this section
- NA No data available



Mackay QLD

Race 6: RACING AGAIN FRIDAY 17TH JULY BENCHMARK 65 Handicap - 1100m

02 July 2026 - 4:10PM

Track Rating: Soft 5, Weather: Fine, Rail Position: +3m Entire Circuit



MACKAY TURF CLUB

Ooralea Racecourse

Field Times (Race Tempo) 1:04.63 0:56.21 0:45.39 0:34.56 0:23.36 0:12.03
 (0:08.42) (0:10.83) (0:10.83) (0:11.20) (0:11.33) (0:12.03)

Rank	TAB#	Horse	Overall Time	First 400m	Top Speed km/h (Section)	L1100	L1000	L800	L600	L400	L200		
	(BAR#)	Jockey	Margin (DT-W)	Last 600m	Fastest Section (Time)	Start - 1000	1000 - 800	800 - 600	600 - 400	400 - 200	200 - Finish		
1	6	Maximum Power	1:04.63	0:25.15	67.3 (1000-800)	1:04.63	0:55.86 [7]	0:44.88 [6]	0:34.01 [6]	0:22.91 [5]	0:11.78 [3]		
	(3)	Sean Cormack		0:34.01	800-600 (0:10.86)	(0:08.77)	(0:10.98)	(0:10.86)	(0:11.10)	(0:11.13)	(0:11.78)		
2	3	Upstart Legend	1:04.70	0:25.20	68.2 (1000-800)	1:04.70	0:56.01 [6]	0:44.92 [7]	0:34.00 [7]	0:22.77 [7]	0:11.55 [6]		
	(7)	Emma Simsir	0.4L (+1)	0:33.99	800-600 (0:10.92)	(0:08.69)	(0:11.09)	(0:10.92)	(0:11.22)	(0:11.22)	(0:11.55)		
3	10	Zaya	1:04.71	0:24.64	67.4 (1000-800)	1:04.71	0:56.21 [2]	0:45.47 [1]	0:34.64 [1]	0:23.36 [2]	0:12.11 [1]		
	(1)	Georgina Cartwright	0.4L (+4)	0:34.65	1000-800 (0:10.74)	(0:08.50)	(0:10.74)	(0:10.83)	(0:11.28)	(0:11.26)	(0:12.11)		
4	4	La Petite Maison	1:04.76	0:24.65	68.0 (800-600)	1:04.76	0:56.34 [1]	0:45.48 [2]	0:34.64 [2]	0:23.49 [1]	0:12.12 [2]		
	(4)	Aidan Holt	0.7L (+1)	0:34.64	800-600 (0:10.84)	(0:08.42)	(0:10.87)	(0:10.84)	(0:11.15)	(0:11.37)	(0:12.12)		
5	7	Crown Reach	1:04.93	0:24.89	67.6 (800-600)	1:04.93	0:56.27 [5]	0:45.42 [5]	0:34.56 [4]	0:23.37 [4]	0:12.00 [5]		
	(2)	Tahlia Fenlon	1.7L (+8)	0:34.55	1000-800 (0:10.85)	(0:08.66)	(0:10.85)	(0:10.86)	(0:11.18)	(0:11.37)	(0:12.00)		
6	1	Sir Rocket	1:05.30	0:25.47	67.1 (1000-800)	1:05.30	0:56.34 [8]	0:45.28 [8]	0:34.38 [8]	0:23.29 [8]	0:11.94 [8]		
	(8)	Ben Kennedy	3.9L (-1)	0:34.37	800-600 (0:10.90)	(0:08.96)	(0:11.06)	(0:10.90)	(0:11.09)	(0:11.34)	(0:11.94)		
7	9	Rebelious Red	1:05.35	0:24.90	67.7 (1000-800)	1:05.35	0:56.73 [4]	0:45.84 [4]	0:35.02 [3]	0:23.90 [3]	0:12.46 [4]		
	(5)	Nathan Thomas	4.3L (-2)	0:35.02	800-600 (0:10.83)	(0:08.62)	(0:10.88)	(0:10.83)	(0:11.12)	(0:11.44)	(0:12.46)		
8	5	Singular	1:05.39	0:24.98	68.3 (1000-800)	1:05.39	0:56.82 [3]	0:45.89 [3]	0:34.86 [5]	0:23.62 [6]	0:12.20 [7]		
	(6)	Ryan Wiggins	4.5L (+2)	0:34.87	1000-800 (0:10.93)	(0:08.57)	(0:10.93)	(0:11.03)	(0:11.24)	(0:11.43)	(0:12.20)		

Scratched: Dragon's Snip (#2), Decimus (#8)

Report Created: Thu 02 July 2026

(Note: Races are conducted over an approximate distance as close as possible to the advertised distance, and recorded data may vary accordingly. Official times refer to race times only and do not include handicap times.)

[] Position in running at each section and finish TAB# Saddle cloth number
 -:-:- No data available at this section BAR# Barrier/Gate Position
 NA No data available DNF Did not finish
 DNT Did not track DT-W Distance travelled compared to winner in metres

Fastest split
 Fastest section

data processed by TRIPLES DATA

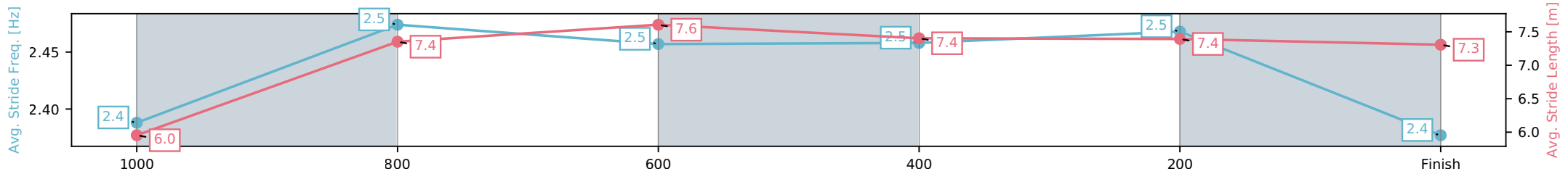
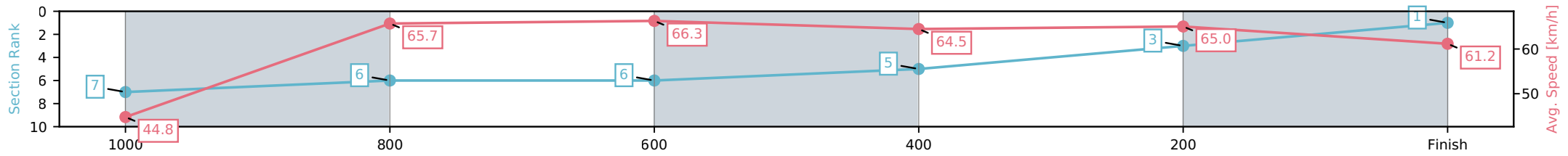
Horse/Jockey Name	Maximum Power/Sean Cormack
Finish Rank	1
Fastest Section Time (Section)	0:10.86 (800-600)
Top Speed [km/h] (Section)	67.3 (1000-800)
Race State	Finished



Mackay QLD --Professional-2026-07-02
 Race 6: RACING AGAIN FRIDAY 17TH JULY BENCHMARK 65
 Handicap - 1100m
 02 July 2026 - 4:10PM
 Track Rating: Soft 5, Weather: Fine, Rail Position: +3m Entire Circuit



Section	L1100	L1000	L800	L600	L400	L200
Section Times	1:04.63 (0:08.77)	0:55.86 [7] (0:10.98)	0:44.88 [6] (0:10.86)	0:34.01 [6] (0:11.10)	0:22.91 [5] (0:11.13)	0:11.78 [3] (0:11.78)
Average Speed [km/h]	44.8	65.7	66.3	64.5	65.0	61.2
Top Speed [km/h]	61.4	67.3	67.0	65.7	65.8	64.0
Avg. Dist. to Rail [m]	3.6	0.7	0.4	0.9	3.6	3.7
Avg. Stride Freq. [Hz]	2.4	2.5	2.5	2.5	2.5	2.4
Avg. Stride Length [m]	6.0	7.4	7.6	7.4	7.4	7.3



Report Created: Thu 02 July 2026 (Note: Timing is based on positional data)

[] Ranking at each section and finish
 -.-.- No data available at this section
 NA No data available

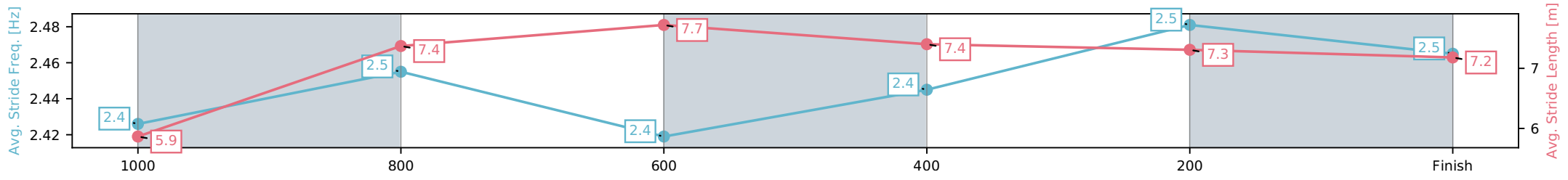
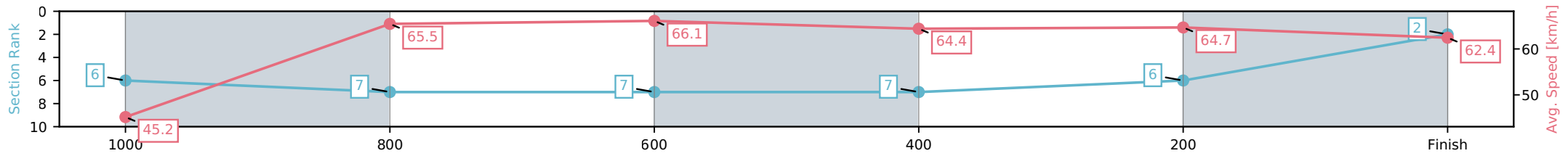
Horse/Jockey Name	Upstart Legend/Emma Simsir
Finish Rank	2
Fastest Section Time (Section)	0:10.92 (800-600)
Top Speed [km/h] (Section)	68.2 (1000-800)
Race State	Finished



Mackay QLD --Professional-2026-07-02
 Race 6: RACING AGAIN FRIDAY 17TH JULY BENCHMARK 65
 Handicap - 1100m
 02 July 2026 - 4:10PM
 Track Rating: Soft 5, Weather: Fine, Rail Position: +3m Entire Circuit



Section	L1100	L1000	L800	L600	L400	L200
Section Times	1:04.70 (0:08.69)	0:56.01 [6] (0:11.09)	0:44.92 [7] (0:10.92)	0:34.00 [7] (0:11.22)	0:22.77 [7] (0:11.22)	0:11.55 [6] (0:11.55)
Average Speed [km/h]	45.2	65.5	66.1	64.4	64.7	62.4
Top Speed [km/h]	61.6	68.2	68.1	65.2	65.1	64.5
Avg. Dist. to Rail [m]	6.7	2.6	1.1	1.1	4.6	5.6
Avg. Stride Freq. [Hz]	2.4	2.5	2.4	2.4	2.5	2.5
Avg. Stride Length [m]	5.9	7.4	7.7	7.4	7.3	7.2



[] Ranking at each section and finish
 -:-:- No data available at this section
 NA No data available

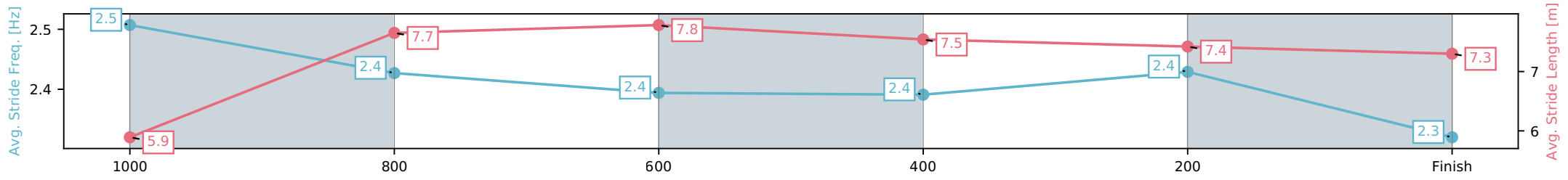
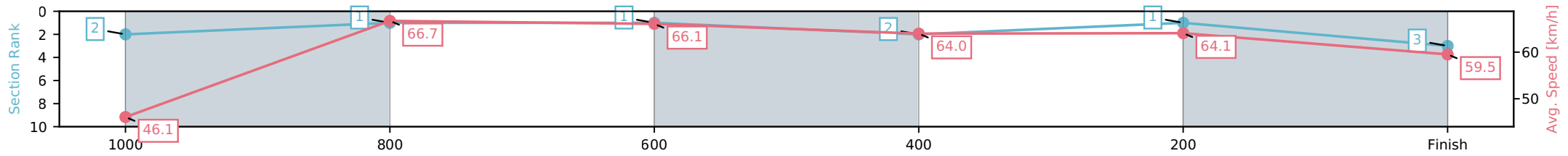
Horse/Jockey Name	Zaya/Georgina Cartwright
Finish Rank	3
Fastest Section Time (Section)	0:10.74 (1000-800)
Top Speed [km/h] (Section)	67.4 (1000-800)
Race State	Finished



Mackay QLD --Professional-2026-07-02
 Race 6: RACING AGAIN FRIDAY 17TH JULY BENCHMARK 65
 Handicap - 1100m
 02 July 2026 - 4:10PM
 Track Rating: Soft 5, Weather: Fine, Rail Position: +3m Entire Circuit



Section	L1100	L1000	L800	L600	L400	L200
Section Times	1:04.71 (0:08.50)	0:56.21 [2] (0:10.74)	0:45.47 [1] (0:10.83)	0:34.64 [1] (0:11.28)	0:23.36 [2] (0:11.26)	0:12.11 [1] (0:12.11)
Average Speed [km/h]	46.1	66.7	66.1	64.0	64.1	59.5
Top Speed [km/h]	64.1	67.4	67.2	65.2	64.9	62.9
Avg. Dist. to Rail [m]	2.1	1.5	1.7	0.6	1.2	1.2
Avg. Stride Freq. [Hz]	2.5	2.4	2.4	2.4	2.4	2.3
Avg. Stride Length [m]	5.9	7.7	7.8	7.5	7.4	7.3



[] Ranking at each section and finish
 -:-:- No data available at this section
 NA No data available

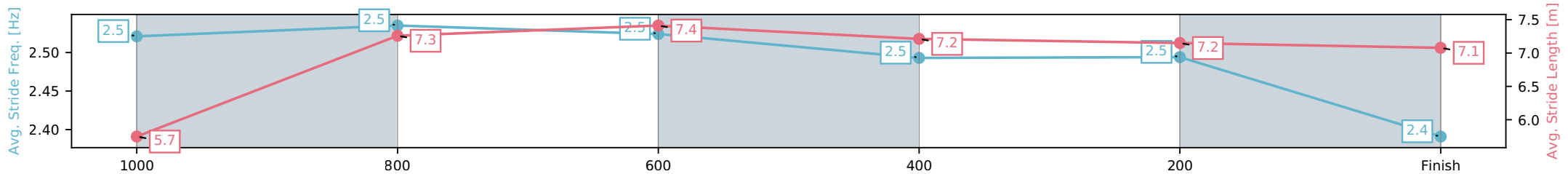
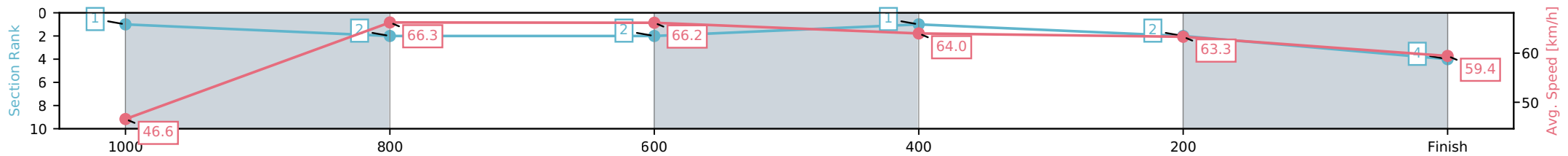
Horse/Jockey Name	La Petite Maison/Aidan Holt
Finish Rank	4
Fastest Section Time (Section)	0:10.84 (800-600)
Top Speed [km/h] (Section)	68.0 (800-600)
Race State	Finished



Mackay QLD --Professional-2026-07-02
 Race 6: RACING AGAIN FRIDAY 17TH JULY BENCHMARK 65
 Handicap - 1100m
 02 July 2026 - 4:10PM
 Track Rating: Soft 5, Weather: Fine, Rail Position: +3m Entire Circuit



Section	L1100	L1000	L800	L600	L400	L200
Section Times	1:04.76 (0:08.42)	0:56.34 [1] (0:10.87)	0:45.48 [2] (0:10.84)	0:34.64 [2] (0:11.15)	0:23.49 [1] (0:11.37)	0:12.12 [2] (0:12.12)
Average Speed [km/h]	46.6	66.3	66.2	64.0	63.3	59.4
Top Speed [km/h]	63.2	67.9	68.0	64.5	64.2	62.8
Avg. Dist. to Rail [m]	3.6	0.3	0.9	1.0	1.1	2.6
Avg. Stride Freq. [Hz]	2.5	2.5	2.5	2.5	2.5	2.4
Avg. Stride Length [m]	5.7	7.3	7.4	7.2	7.2	7.1



[] Ranking at each section and finish
 -:-:- No data available at this section
 NA No data available

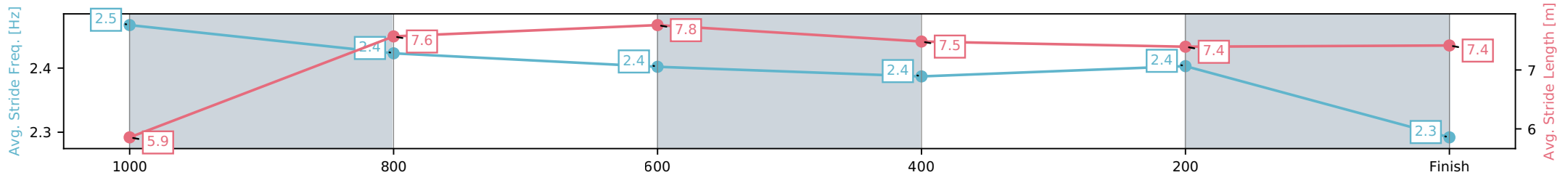
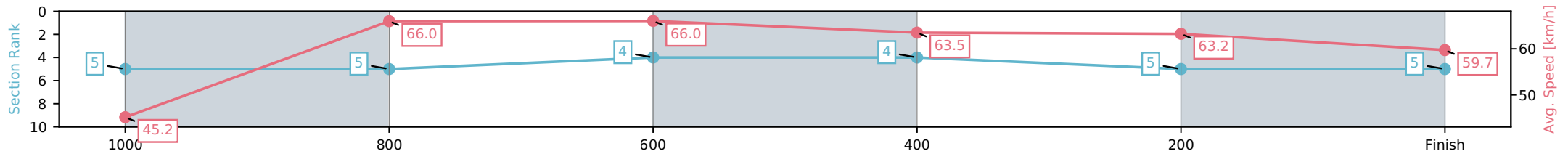
Horse/Jockey Name	Crown Reach/Tahlia Fenlon
Finish Rank	5
Fastest Section Time (Section)	0:10.85 (1000-800)
Top Speed [km/h] (Section)	67.6 (800-600)
Race State	Finished



Mackay QLD --Professional-2026-07-02
 Race 6: RACING AGAIN FRIDAY 17TH JULY BENCHMARK 65
 Handicap - 1100m
 02 July 2026 - 4:10PM
 Track Rating: Soft 5, Weather: Fine, Rail Position: +3m Entire Circuit



Section	L1100	L1000	L800	L600	L400	L200
Section Times	1:04.93 (0:08.66)	0:56.27 [5] (0:10.85)	0:45.42 [5] (0:10.86)	0:34.56 [4] (0:11.18)	0:23.37 [4] (0:11.37)	0:12.00 [5] (0:12.00)
Average Speed [km/h]	45.2	66.0	66.0	63.5	63.2	59.7
Top Speed [km/h]	62.5	67.5	67.6	64.6	64.8	63.2
Avg. Dist. to Rail [m]	2.0	1.9	0.9	1.8	0.7	0.7
Avg. Stride Freq. [Hz]	2.5	2.4	2.4	2.4	2.4	2.3
Avg. Stride Length [m]	5.9	7.6	7.8	7.5	7.4	7.4



- [] Ranking at each section and finish
- :-:- No data available at this section
- NA No data available

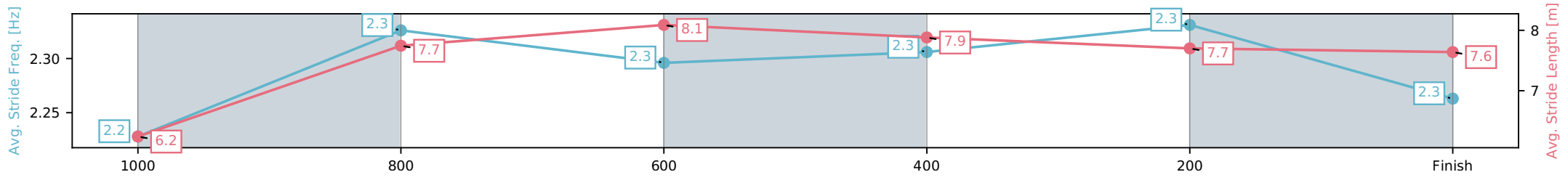
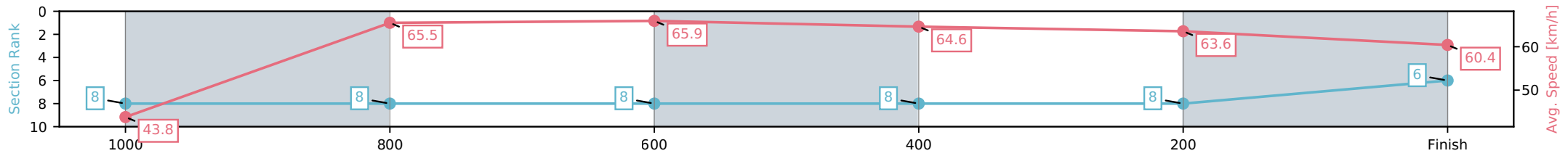
Horse/Jockey Name	Sir Rocket/Ben Kennedy
Finish Rank	6
Fastest Section Time (Section)	0:10.90 (800-600)
Top Speed [km/h] (Section)	67.1 (1000-800)
Race State	Finished



Mackay QLD --Professional-2026-07-02
 Race 6: RACING AGAIN FRIDAY 17TH JULY BENCHMARK 65
 Handicap - 1100m
 02 July 2026 - 4:10PM
 Track Rating: Soft 5, Weather: Fine, Rail Position: +3m Entire Circuit



Section	L1100	L1000	L800	L600	L400	L200
Section Times	1:05.30 (0:08.96)	0:56.34 [8] (0:11.06)	0:45.28 [8] (0:10.90)	0:34.38 [8] (0:11.09)	0:23.29 [8] (0:11.34)	0:11.94 [8] (0:11.94)
Average Speed [km/h]	43.8	65.5	65.9	64.6	63.6	60.4
Top Speed [km/h]	60.3	67.1	66.8	65.6	64.7	63.5
Avg. Dist. to Rail [m]	6.9	1.6	1.4	0.8	1.0	0.5
Avg. Stride Freq. [Hz]	2.2	2.3	2.3	2.3	2.3	2.3
Avg. Stride Length [m]	6.2	7.7	8.1	7.9	7.7	7.6



[] Ranking at each section and finish
 -.-.- No data available at this section
 NA No data available

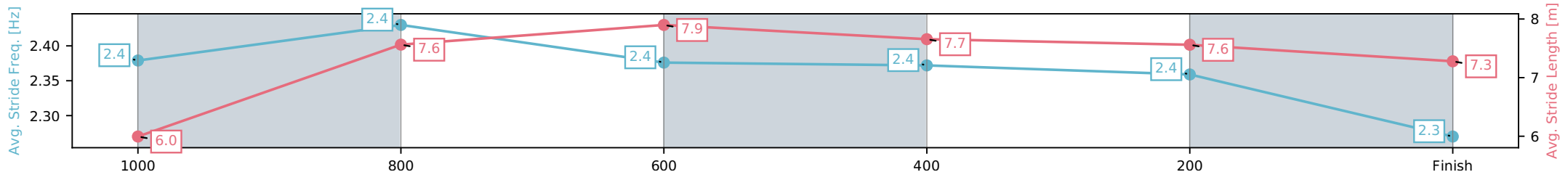
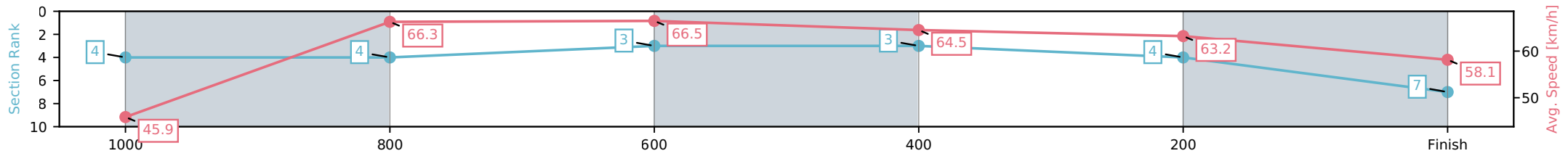
Horse/Jockey Name	Rebelious Red/Nathan Thomas
Finish Rank	7
Fastest Section Time (Section)	0:10.83 (800-600)
Top Speed [km/h] (Section)	67.7 (1000-800)
Race State	Finished



Mackay QLD --Professional-2026-07-02
 Race 6: RACING AGAIN FRIDAY 17TH JULY BENCHMARK 65
 Handicap - 1100m
 02 July 2026 - 4:10PM
 Track Rating: Soft 5, Weather: Fine, Rail Position: +3m Entire Circuit



Section	L1100	L1000	L800	L600	L400	L200
Section Times	1:05.35 (0:08.62)	0:56.73 [4] (0:10.88)	0:45.84 [4] (0:10.83)	0:35.02 [3] (0:11.12)	0:23.90 [3] (0:11.44)	0:12.46 [4] (0:12.46)
Average Speed [km/h]	45.9	66.3	66.5	64.5	63.2	58.1
Top Speed [km/h]	62.5	67.7	67.6	65.5	63.7	62.6
Avg. Dist. to Rail [m]	4.6	0.6	0.3	0.3	2.3	1.8
Avg. Stride Freq. [Hz]	2.4	2.4	2.4	2.4	2.4	2.3
Avg. Stride Length [m]	6.0	7.6	7.9	7.7	7.6	7.3



[] Ranking at each section and finish
 -.-.- No data available at this section
 NA No data available

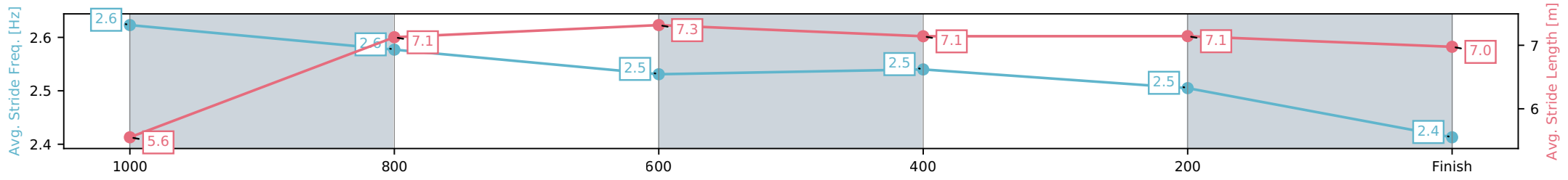
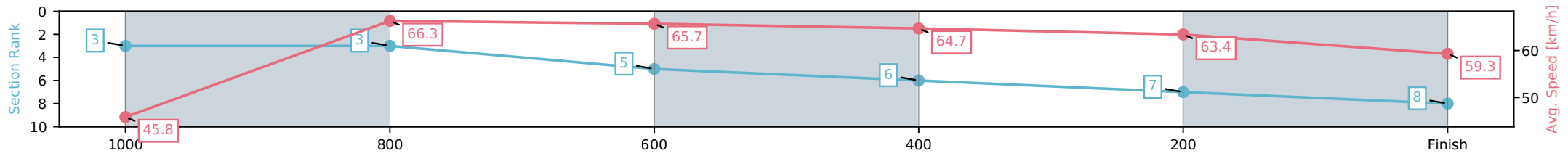
Horse/Jockey Name	Singular/Ryan Wiggins
Finish Rank	8
Fastest Section Time (Section)	0:10.93 (1000-800)
Top Speed [km/h] (Section)	68.3 (1000-800)
Race State	Finished



Mackay QLD --Professional-2026-07-02
 Race 6: RACING AGAIN FRIDAY 17TH JULY BENCHMARK 65
 Handicap - 1100m
 02 July 2026 - 4:10PM
 Track Rating: Soft 5, Weather: Fine, Rail Position: +3m Entire Circuit



Section	L1100	L1000	L800	L600	L400	L200
Section Times	1:05.39 (0:08.57)	0:56.82 [3] (0:10.93)	0:45.89 [3] (0:11.03)	0:34.86 [5] (0:11.24)	0:23.62 [6] (0:11.43)	0:12.20 [7] (0:12.20)
Average Speed [km/h]	45.8	66.3	65.7	64.7	63.4	59.3
Top Speed [km/h]	62.3	68.3	66.8	65.5	64.8	62.1
Avg. Dist. to Rail [m]	5.0	2.0	2.3	1.2	4.5	4.1
Avg. Stride Freq. [Hz]	2.6	2.6	2.5	2.5	2.5	2.4
Avg. Stride Length [m]	5.6	7.1	7.3	7.1	7.1	7.0



[] Ranking at each section and finish
 -.-.- No data available at this section
 NA No data available