



Ipswich QLD

Race 1: IPSWICH TRIBUNE TODAY QTIS Three-Year-Old BENCHMARK 60 Handicap - 1690m

03 July 2026 - 11:47AM

Track Rating: Soft 5, Weather: Fine, Rail Position: +6m Entire Circuit



Field Times (Race Tempo) 1:42.68 (0:18.89) 1:23.79 (0:11.38) 1:12.41 (0:11.90) 1:00.52 (0:12.36) 0:48.16 (0:12.45) 0:35.71 (0:12.15) 0:23.56 (0:11.65) 0:11.91 (0:11.91)

Rank	TAB#	Horse	Overall Time	First 400m	Top Speed km/h (Section)	L1690	L1400	L1200	L1000	L800	L600	L400	L200
	(BAR#)	Jockey	Margin (DT-W)	Last 600m	Fastest Section (Time)	Start - 1400	1400 - 1200	1200 - 1000	1000 - 800	800 - 600	600 - 400	400 - 200	200 - Finish
1	1	Swing State	1:42.68	0:25.11	66.9 (1690 - 1400)	1:42.68	1:23.79 [1]	1:12.41 [1]	1:00.52 [1]	0:48.16 [1]	0:35.71 [1]	0:23.56 [1]	0:11.91 [1]
	(3)	Daniel Moor		0:35.71	1400-1200 (0:11.38)	(0:18.89)	(0:11.38)	(0:11.90)	(0:12.36)	(0:12.45)	(0:12.15)	(0:11.65)	(0:11.91)
2	3	Krumac	1:42.71	0:25.43	65.4 (1690 - 1400)	1:42.71	1:23.64 [3]	1:12.11 [3]	1:00.08 [5]	0:47.81 [4]	0:35.48 [4]	0:23.33 [4]	0:11.61 [4]
	(2)	Brandon Lerena	0.1L (-7)	0:35.48	1400-1200 (0:11.53)	(0:19.07)	(0:11.53)	(0:12.03)	(0:12.27)	(0:12.33)	(0:12.15)	(0:11.72)	(0:11.61)
3	5	Cool Drinks	1:42.84	0:25.60	65.3 (1200-1000)	1:42.84	1:23.53 [4]	1:12.10 [5]	1:00.52 [2]	0:48.27 [2]	0:35.87 [1]	0:23.71 [2]	0:11.93 [2]
	(4)	Michael Rodd	0.9L (-7)	0:35.87	1400-1200 (0:11.43)	(0:19.31)	(0:11.43)	(0:11.58)	(0:12.25)	(0:12.41)	(0:12.16)	(0:11.78)	(0:11.93)
4	6	Queen Jeddah	1:42.88	0:25.21	64.9 (1690 - 1400)	1:42.88	1:23.82 [2]	1:12.50 [2]	1:00.49 [3]	0:48.14 [3]	0:35.69 [3]	0:23.53 [3]	0:11.81 [3]
	(1)	Bailey Wheeler	1.1L (+6)	0:35.68	1400-1200 (0:11.31)	(0:19.06)	(0:11.31)	(0:12.02)	(0:12.35)	(0:12.45)	(0:12.16)	(0:11.71)	(0:11.81)
5	4	Problematical	1:44.71	0:25.47	66.0 (1690 - 1400)	1:44.71	1:25.29 [5]	1:14.08 [4]	1:02.08 [4]	0:49.77 [5]	0:37.26 [5]	0:25.05 [5]	0:12.79 [5]
	(5)	Sean Cormack	11.9L (+2)	0:37.26	1400-1200 (0:11.21)	(0:19.42)	(0:11.21)	(0:12.00)	(0:12.30)	(0:12.51)	(0:12.21)	(0:12.26)	(0:12.79)

Scratched: Vandeveld (#2), Woot Woot (#7), Truck Stop Honey (#8)

Report Created: Fri 03 July 2026

(Note: Races are conducted over an approximate distance as close as possible to the advertised distance, and recorded data may vary accordingly. Official times refer to race times only and do not include handicap times.)

[] Position in running at each section and finish TAB# Saddle cloth number
 -:-:- No data available at this section BAR# Barrier/Gate Position
 NA No data available DNF Did not finish
 DNT Did not track DT-W Distance travelled compared to winner in metres

Fastest split
 Fastest section

data processed by TRIPLESDATA

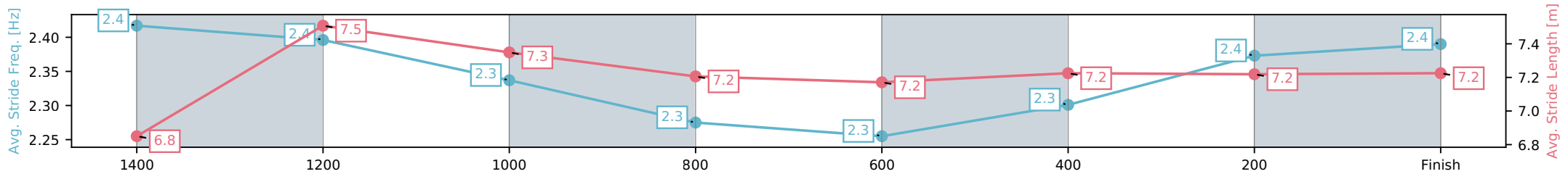
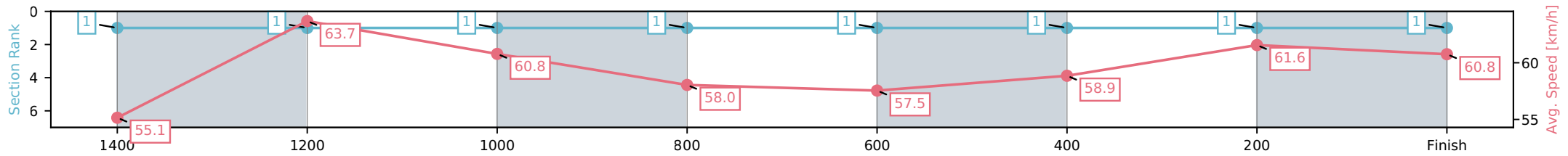
Horse/Jockey Name	Swing State/Daniel Moor
Finish Rank	1
Fastest Section Time (Section)	0:11.38 (1400-1200)
Top Speed [km/h] (Section)	66.9 (1690 - 1400)
Race State	Finished



Ipswich QLD --Professional-2026-07-03
 Race 1: IPSWICH TRIBUNE TODAY QTIS Three-Year-Old
 BENCHMARK 60 Handicap - 1690m
 03 July 2026 - 11:47AM
 Track Rating: Soft 5, Weather: Fine, Rail Position: +6m Entire Circuit



Section	L1690	L1400	L1200	L1000	L800	L600	L400	L200
Section Times	1:42.68 (0:18.89)	1:23.79 [1] (0:11.38)	1:12.41 [1] (0:11.90)	1:00.52 [1] (0:12.36)	0:48.16 [1] (0:12.45)	0:35.71 [1] (0:12.15)	0:23.56 [1] (0:11.65)	0:11.91 [1] (0:11.91)
Average Speed [km/h]	55.1	63.7	60.8	58.0	57.5	58.9	61.6	60.8
Top Speed [km/h]	66.9	64.4	62.6	59.2	57.8	59.5	62.7	62.8
Avg. Dist. to Rail [m]	3.2	1.3	1.3	1.2	1.2	1.8	0.6	0.7
Avg. Stride Freq. [Hz]	2.4	2.4	2.3	2.3	2.3	2.3	2.4	2.4
Avg. Stride Length [m]	6.8	7.5	7.3	7.2	7.2	7.2	7.2	7.2



[] Ranking at each section and finish
 -:-:- No data available at this section
 NA No data available

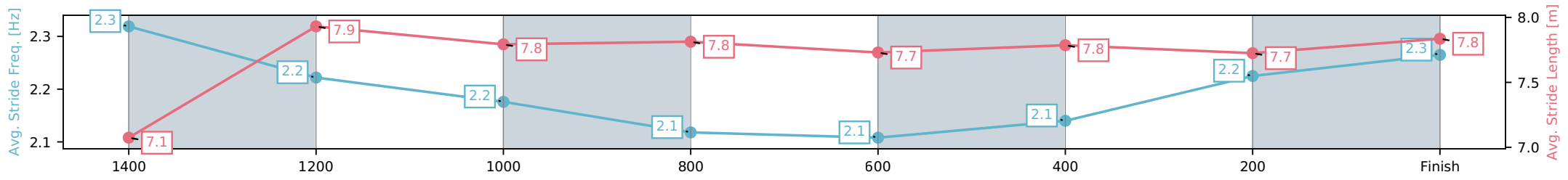
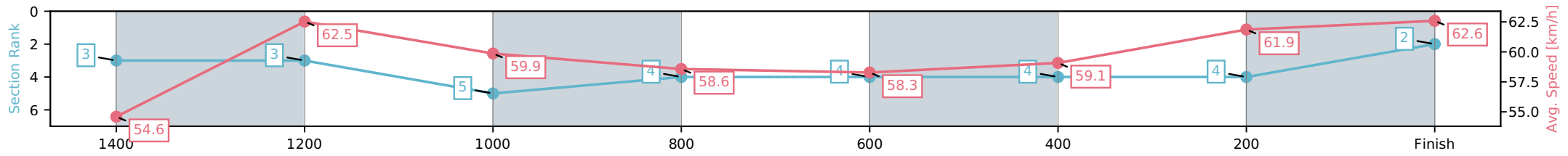
Horse/Jockey Name	Krumac/Brandon Lerena
Finish Rank	2
Fastest Section Time (Section)	0:11.53 (1400-1200)
Top Speed [km/h] (Section)	65.4 (1690 - 1400)
Race State	Finished



Ipswich QLD --Professional-2026-07-03
 Race 1: IPSWICH TRIBUNE TODAY QTIS Three-Year-Old
 BENCHMARK 60 Handicap - 1690m
 03 July 2026 - 11:47AM
 Track Rating: Soft 5, Weather: Fine, Rail Position: +6m Entire Circuit



Section	L1690	L1400	L1200	L1000	L800	L600	L400	L200
Section Times	1:42.71 (0:19.07)	1:23.64 [3] (0:11.53)	1:12.11 [3] (0:12.03)	1:00.08 [5] (0:12.27)	0:47.81 [4] (0:12.33)	0:35.48 [4] (0:12.15)	0:23.33 [4] (0:11.72)	0:11.61 [4] (0:11.61)
Average Speed [km/h]	54.6	62.5	59.9	58.6	58.3	59.1	61.9	62.6
Top Speed [km/h]	65.4	63.4	61.4	59.6	59.5	59.6	64.1	64.0
Avg. Dist. to Rail [m]	1.7	0.2	0.6	0.9	0.3	0.6	3.1	5.7
Avg. Stride Freq. [Hz]	2.3	2.2	2.2	2.1	2.1	2.1	2.2	2.3
Avg. Stride Length [m]	7.1	7.9	7.8	7.8	7.7	7.8	7.7	7.8



[] Ranking at each section and finish
 -:-:- No data available at this section
 NA No data available

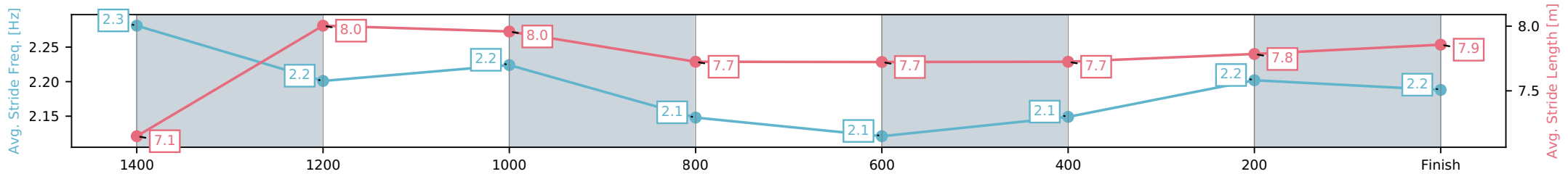
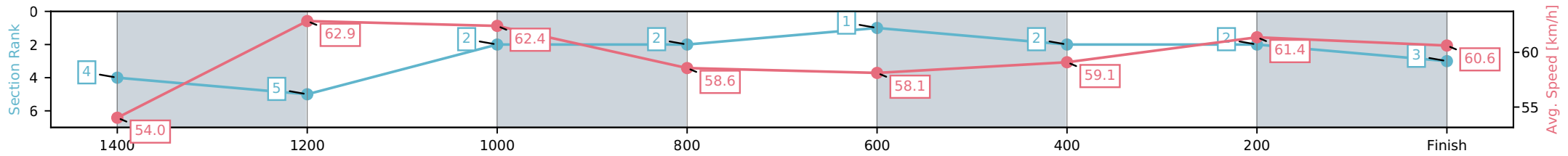
Horse/Jockey Name	Cool Drinks/Michael Rodd
Finish Rank	3
Fastest Section Time (Section)	0:11.43 (1400-1200)
Top Speed [km/h] (Section)	65.3 (1200-1000)
Race State	Finished



Ipswich QLD --Professional-2026-07-03
 Race 1: IPSWICH TRIBUNE TODAY QTIS Three-Year-Old
 BENCHMARK 60 Handicap - 1690m
 03 July 2026 - 11:47AM
 Track Rating: Soft 5, Weather: Fine, Rail Position: +6m Entire Circuit



Section	L1690	L1400	L1200	L1000	L800	L600	L400	L200
Section Times	1:42.84 (0:19.31)	1:23.53 [4] (0:11.43)	1:12.10 [5] (0:11.58)	1:00.52 [2] (0:12.25)	0:48.27 [2] (0:12.41)	0:35.87 [1] (0:12.16)	0:23.71 [2] (0:11.78)	0:11.93 [2] (0:11.93)
Average Speed [km/h]	54.0	62.9	62.4	58.6	58.1	59.1	61.4	60.6
Top Speed [km/h]	64.5	64.2	65.3	59.7	58.5	59.8	62.2	61.9
Avg. Dist. to Rail [m]	3.5	0.3	1.1	0.9	0.2	0.3	2.0	3.7
Avg. Stride Freq. [Hz]	2.3	2.2	2.2	2.1	2.1	2.1	2.2	2.2
Avg. Stride Length [m]	7.1	8.0	8.0	7.7	7.7	7.7	7.8	7.9



[] Ranking at each section and finish
 -:-:- No data available at this section
 NA No data available

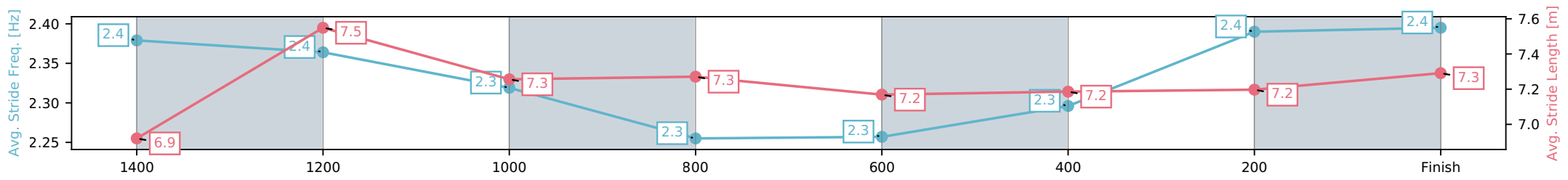
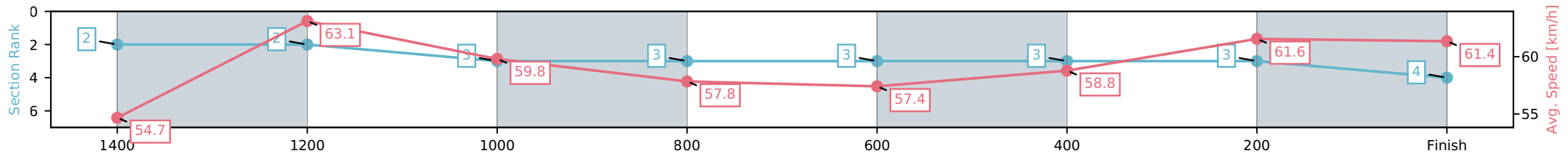
Horse/Jockey Name	Queen Jeddah/Bailey Wheeler
Finish Rank	4
Fastest Section Time (Section)	0:11.31 (1400-1200)
Top Speed [km/h] (Section)	64.9 (1690 - 1400)
Race State	Finished



Ipswich QLD --Professional-2026-07-03
 Race 1: IPSWICH TRIBUNE TODAY QTIS Three-Year-Old
 BENCHMARK 60 Handicap - 1690m
 03 July 2026 - 11:47AM
 Track Rating: Soft 5, Weather: Fine, Rail Position: +6m Entire Circuit



Section	L1690	L1400	L1200	L1000	L800	L600	L400	L200
Section Times	1:42.88 (0:19.06)	1:23.82 [2] (0:11.31)	1:12.50 [2] (0:12.02)	1:00.49 [3] (0:12.35)	0:48.14 [3] (0:12.45)	0:35.69 [3] (0:12.16)	0:23.53 [3] (0:11.71)	0:11.81 [3] (0:11.81)
Average Speed [km/h]	54.7	63.1	59.8	57.8	57.4	58.8	61.6	61.4
Top Speed [km/h]	64.9	64.4	61.4	58.9	58.1	59.4	63.2	63.1
Avg. Dist. to Rail [m]	0.8	1.3	1.2	2.6	1.8	1.5	1.8	3.4
Avg. Stride Freq. [Hz]	2.4	2.4	2.3	2.3	2.3	2.3	2.4	2.4
Avg. Stride Length [m]	6.9	7.5	7.3	7.3	7.2	7.2	7.2	7.3



[] Ranking at each section and finish
 -:-:- No data available at this section
 NA No data available

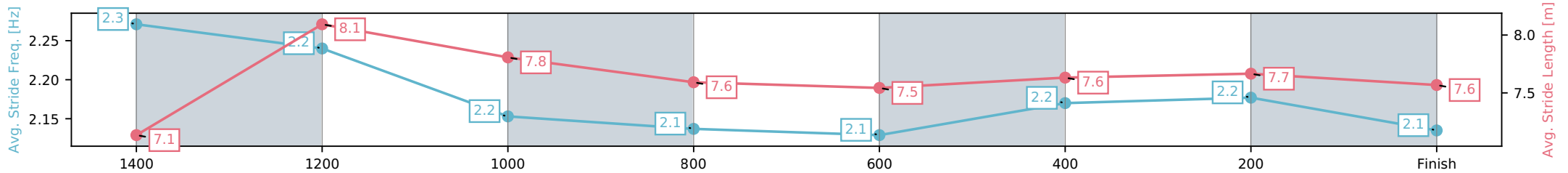
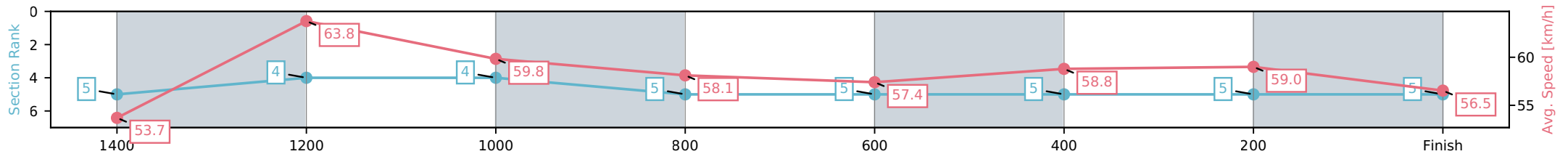
Horse/Jockey Name	Problematical/Sean Cormack
Finish Rank	5
Fastest Section Time (Section)	0:11.21 (1400-1200)
Top Speed [km/h] (Section)	66.0 (1690 - 1400)
Race State	Finished



Ipswich QLD --Professional-2026-07-03
 Race 1: IPSWICH TRIBUNE TODAY QTIS Three-Year-Old
 BENCHMARK 60 Handicap - 1690m
 03 July 2026 - 11:47AM
 Track Rating: Soft 5, Weather: Fine, Rail Position: +6m Entire Circuit



Section	L1690	L1400	L1200	L1000	L800	L600	L400	L200
Section Times	1:44.71 (0:19.42)	1:25.29 [5] (0:11.21)	1:14.08 [4] (0:12.00)	1:02.08 [4] (0:12.30)	0:49.77 [5] (0:12.51)	0:37.26 [5] (0:12.21)	0:25.05 [5] (0:12.26)	0:12.79 [5] (0:12.79)
Average Speed [km/h]	53.7	63.8	59.8	58.1	57.4	58.8	59.0	56.5
Top Speed [km/h]	66.0	65.7	61.2	58.9	58.2	59.6	59.5	58.6
Avg. Dist. to Rail [m]	3.2	1.3	0.7	1.9	1.0	0.6	2.5	1.2
Avg. Stride Freq. [Hz]	2.3	2.2	2.2	2.1	2.1	2.2	2.2	2.1
Avg. Stride Length [m]	7.1	8.1	7.8	7.6	7.5	7.6	7.7	7.6



[] Ranking at each section and finish
 -:-:- No data available at this section
 NA No data available



Ipswich QLD

Race 2: HAPPY 75TH BIRTHDAY GRAEME SHARPE QTIS Two-Year-Old Maiden Plate - 1100m

03 July 2026 - 12:21PM

Track Rating: Soft 5, Weather: Fine, Rail Position: +6m Entire Circuit



Field Times
(Race Tempo)

1:04.65	0:56.65	0:45.98	0:35.05	0:23.29	0:11.72
(0:08.01)	(0:10.66)	(0:10.93)	(0:11.75)	(0:11.57)	(0:11.72)

Rank	TAB#	Horse	Overall Time	First 400m	Top Speed km/h (Section)	L1100	L1000	L800	L600	L400	L200		
	(BAR#)	Jockey	Margin (DT-W)	Last 600m	Fastest Section (Time)	Start - 1000	1000 - 800	800 - 600	600 - 400	400 - 200	200 - Finish		
1	3	Harry's Mode	1:04.65	0:24.02	69.6 (1000-800)	1:04.65	0:56.64 [1]	0:45.98 [1]	0:35.05 [1]	0:23.28 [2]	0:11.72 [1]		
	(6)	Taylor Marshall		0:35.05	1000-800 (0:10.66)	(0:08.00)	(0:10.66)	(0:10.93)	(0:11.77)	(0:11.56)	(0:11.72)		
2	14	True Intent	1:04.73	0:24.25	68.8 (1000-800)	1:04.73	0:56.55 [2]	0:45.91 [3]	0:34.87 [3]	0:23.18 [3]	0:11.67 [3]		
	(5)	Kyle Wilson-Taylor	0.5L (-7)	0:34.87	1000-800 (0:10.65)	(0:08.18)	(0:10.65)	(0:11.04)	(0:11.69)	(0:11.51)	(0:11.67)		
3	9	Hot Image	1:04.83	0:25.31	66.4 (800-600)	1:04.83	0:56.07 [9]	0:44.93 [9]	0:34.02 [9]	0:22.97 [7]	0:11.43 [7]		
	(9)	Tiffani Brooker	1.1L (+3)	0:34.02	800-600 (0:10.91)	(0:08.76)	(0:11.14)	(0:10.91)	(0:11.05)	(0:11.54)	(0:11.43)		
4	12	Winning Harlow	1:04.85	0:24.77	66.8 (1000-800)	1:04.85	0:56.54 [5]	0:45.60 [6]	0:34.44 [6]	0:23.03 [6]	0:11.56 [4]		
	(1)	Benjamin Osmond	1.2L (-2)	0:34.44	1000-800 (0:10.94)	(0:08.31)	(0:10.94)	(0:11.16)	(0:11.41)	(0:11.47)	(0:11.56)		
5	10	Portnova	1:05.03	0:24.66	68.2 (1000-800)	1:05.03	0:56.67 [6]	0:45.81 [5]	0:34.88 [5]	0:23.28 [5]	0:11.74 [4]		
	(8)	Jett Newman	2.3L (-5)	0:34.88	1000-800 (0:10.86)	(0:08.36)	(0:10.86)	(0:10.93)	(0:11.60)	(0:11.54)	(0:11.74)		
6	6	Sir James	1:05.05	0:24.04	69.3 (1000-800)	1:05.05	0:56.87 [3]	0:46.33 [2]	0:35.35 [2]	0:23.69 [1]	0:12.00 [2]		
	(7)	Ashley Butler	2.4L (-5)	0:35.36	1000-800 (0:10.54)	(0:08.18)	(0:10.54)	(0:10.98)	(0:11.66)	(0:11.70)	(0:12.00)		
7	7	Twice Better	1:05.13	0:25.12	65.5 (800-600)	1:05.13	0:56.64 [7]	0:45.54 [7]	0:34.49 [7]	0:23.00 [8]	0:11.51 [8]		
	(2)	Michael Rodd	2.9L (+2)	0:34.49	800-600 (0:11.05)	(0:08.49)	(0:11.10)	(0:11.05)	(0:11.49)	(0:11.49)	(0:11.51)		
8	11	Three Rivers	1:05.45	0:24.42	67.9 (1000-800)	1:05.45	0:57.17 [4]	0:46.53 [4]	0:35.40 [4]	0:23.77 [4]	0:12.10 [6]		
	(3)	Brandon Lerena	4.7L (+2)	0:35.40	1000-800 (0:10.64)	(0:08.28)	(0:10.64)	(0:11.13)	(0:11.63)	(0:11.67)	(0:12.10)		
9	1	Boom Daggarr	1:05.54	0:25.23	65.9 (1000-800)	1:05.54	0:56.98 [8]	0:45.86 [8]	0:34.74 [8]	0:23.34 [9]	0:11.69 [9]		
	(4)	Robbie Dolan	5.2L (-3)	0:34.74	1000-800 (0:11.12)	(0:08.56)	(0:11.12)	(0:11.12)	(0:11.40)	(0:11.65)	(0:11.69)		

Scratched: Diamond Impact (#2), It's Allabout Me (#4), Nozomu (#5), Comical Belle (#8), Hen's Night (#13)

Report Created: Fri 03 July 2026

(Note: Races are conducted over an approximate distance as close as possible to the advertised distance, and recorded data may vary accordingly. Official times refer to race times only and do not include handicap times.)

[] Position in running at each section and finish TAB# Saddle cloth number

Fastest split

-:-:- No data available at this section

BAR# Barrier/Gate Position

Fastest section

NA No data available

DNF Did not finish

DNT Did not track

DT-W Distance travelled compared to winner in metres

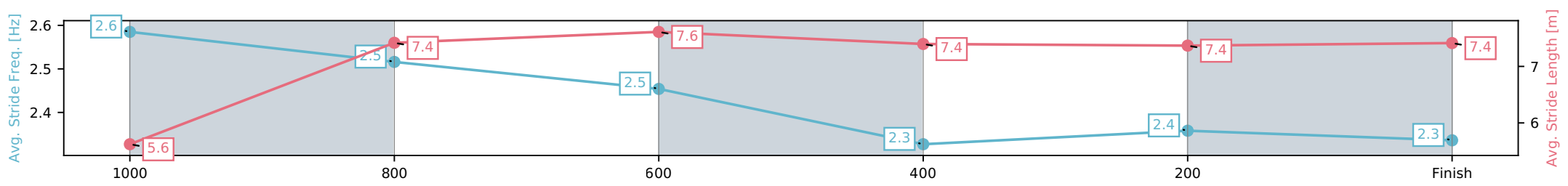
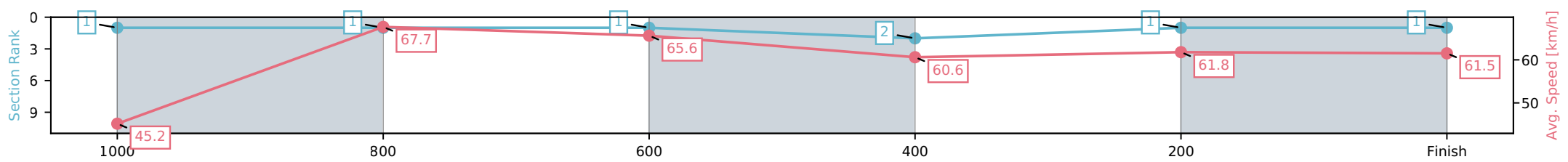
Horse/Jockey Name	Harry's Mode/Taylor Marshall
Finish Rank	1
Fastest Section Time (Section)	0:10.66 (1000-800)
Top Speed [km/h] (Section)	69.6 (1000-800)
Race State	Finished



Ipswich QLD --Professional-2026-07-03
 Race 2: HAPPY 75TH BIRTHDAY GRAEME SHARPE QTIS
 Two-Year-Old Maiden Plate - 1100m
 03 July 2026 - 12:21PM
 Track Rating: Soft 5, Weather: Fine, Rail Position: +6m Entire Circuit



Section	L1100	L1000	L800	L600	L400	L200
Section Times	1:04.65 (0:08.00)	0:56.64 [1] (0:10.66)	0:45.98 [1] (0:10.93)	0:35.05 [1] (0:11.77)	0:23.28 [2] (0:11.56)	0:11.72 [1] (0:11.72)
Average Speed [km/h]	45.2	67.7	65.6	60.6	61.8	61.5
Top Speed [km/h]	63.2	69.6	69.1	62.4	62.5	62.2
Avg. Dist. to Rail [m]	5.8	1.1	0.8	2.2	1.8	2.2
Avg. Stride Freq. [Hz]	2.6	2.5	2.5	2.3	2.4	2.3
Avg. Stride Length [m]	5.6	7.4	7.6	7.4	7.4	7.4



[] Ranking at each section and finish
 -:-:- No data available at this section
 NA No data available

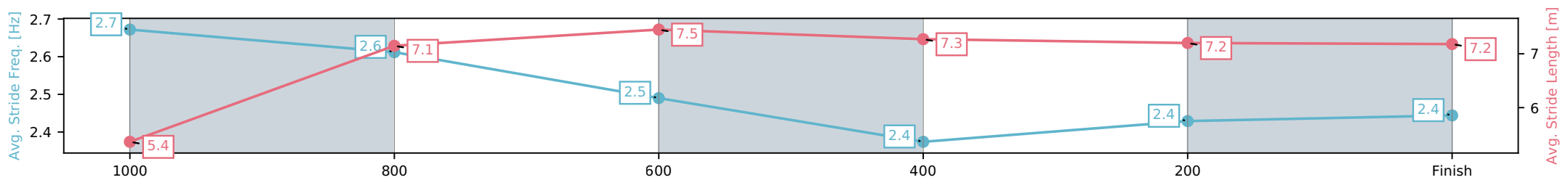
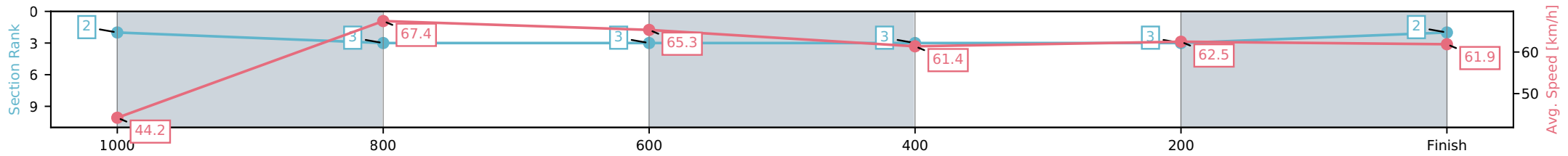
Horse/Jockey Name	True Intent/Kyle Wilson-Taylor
Finish Rank	2
Fastest Section Time (Section)	0:10.65 (1000-800)
Top Speed [km/h] (Section)	68.8 (1000-800)
Race State	Finished



Ipswich QLD --Professional-2026-07-03
 Race 2: HAPPY 75TH BIRTHDAY GRAEME SHARPE QTIS
 Two-Year-Old Maiden Plate - 1100m
 03 July 2026 - 12:21PM
 Track Rating: Soft 5, Weather: Fine, Rail Position: +6m Entire Circuit



Section	L1100	L1000	L800	L600	L400	L200
Section Times	1:04.73 (0:08.18)	0:56.55 [2] (0:10.65)	0:45.91 [3] (0:11.04)	0:34.87 [3] (0:11.69)	0:23.18 [3] (0:11.51)	0:11.67 [3] (0:11.67)
Average Speed [km/h]	44.2	67.4	65.3	61.4	62.5	61.9
Top Speed [km/h]	63.1	68.8	66.8	62.4	63.3	63.5
Avg. Dist. to Rail [m]	4.1	0.7	0.4	0.7	1.1	0.6
Avg. Stride Freq. [Hz]	2.7	2.6	2.5	2.4	2.4	2.4
Avg. Stride Length [m]	5.4	7.1	7.5	7.3	7.2	7.2



[] Ranking at each section and finish
 -.-.- No data available at this section
 NA No data available

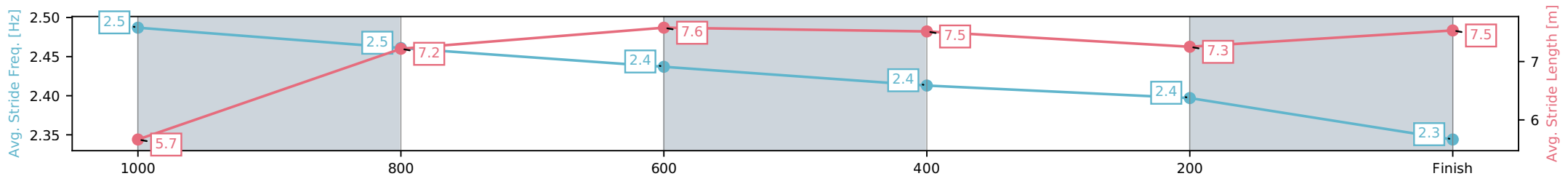
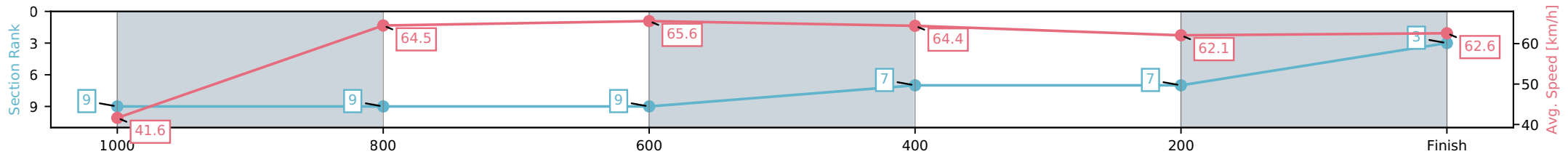
Horse/Jockey Name	Hot Image/Tiffani Brooker
Finish Rank	3
Fastest Section Time (Section)	0:10.91 (800-600)
Top Speed [km/h] (Section)	66.4 (800-600)
Race State	Finished



Ipswich QLD --Professional-2026-07-03
 Race 2: HAPPY 75TH BIRTHDAY GRAEME SHARPE QTIS
 Two-Year-Old Maiden Plate - 1100m
 03 July 2026 - 12:21PM
 Track Rating: Soft 5, Weather: Fine, Rail Position: +6m Entire Circuit



Section	L1100	L1000	L800	L600	L400	L200
Section Times	1:04.83 (0:08.76)	0:56.07 [9] (0:11.14)	0:44.93 [9] (0:10.91)	0:34.02 [9] (0:11.05)	0:22.97 [7] (0:11.54)	0:11.43 [7] (0:11.43)
Average Speed [km/h]	41.6	64.5	65.6	64.4	62.1	62.6
Top Speed [km/h]	59.4	66.3	66.4	66.2	64.0	64.2
Avg. Dist. to Rail [m]	8.8	1.4	1.3	2.6	2.1	3.8
Avg. Stride Freq. [Hz]	2.5	2.5	2.4	2.4	2.4	2.3
Avg. Stride Length [m]	5.7	7.2	7.6	7.5	7.3	7.5



[] Ranking at each section and finish
 -:-:- No data available at this section
 NA No data available

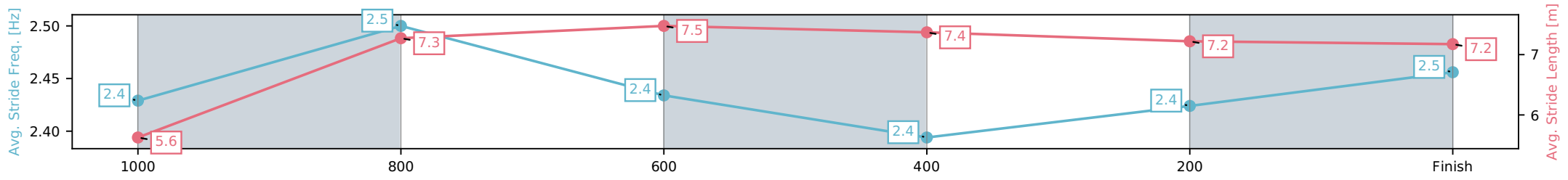
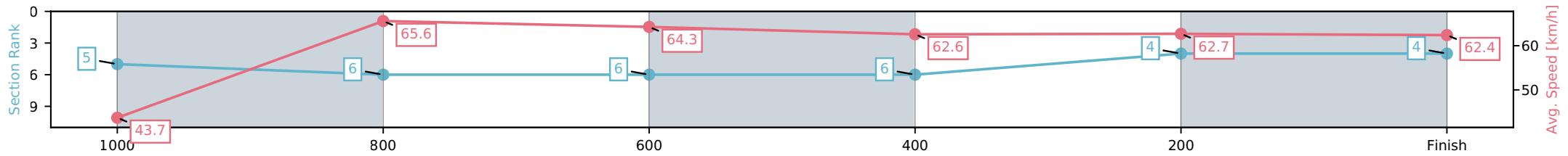
Horse/Jockey Name	Winning Harlow/Benjamin Osmond
Finish Rank	4
Fastest Section Time (Section)	0:10.94 (1000-800)
Top Speed [km/h] (Section)	66.8 (1000-800)
Race State	Finished



Ipswich QLD --Professional-2026-07-03
 Race 2: HAPPY 75TH BIRTHDAY GRAEME SHARPE QTIS
 Two-Year-Old Maiden Plate - 1100m
 03 July 2026 - 12:21PM
 Track Rating: Soft 5, Weather: Fine, Rail Position: +6m Entire Circuit



Section	L1100	L1000	L800	L600	L400	L200
Section Times	1:04.85 (0:08.31)	0:56.54 [5] (0:10.94)	0:45.60 [6] (0:11.16)	0:34.44 [6] (0:11.41)	0:23.03 [6] (0:11.47)	0:11.56 [4] (0:11.56)
Average Speed [km/h]	43.7	65.6	64.3	62.6	62.7	62.4
Top Speed [km/h]	61.6	66.8	65.7	64.4	63.9	63.9
Avg. Dist. to Rail [m]	0.9	1.2	1.0	1.6	0.6	1.5
Avg. Stride Freq. [Hz]	2.4	2.5	2.4	2.4	2.4	2.5
Avg. Stride Length [m]	5.6	7.3	7.5	7.4	7.2	7.2



[] Ranking at each section and finish
 -:-:- No data available at this section
 NA No data available

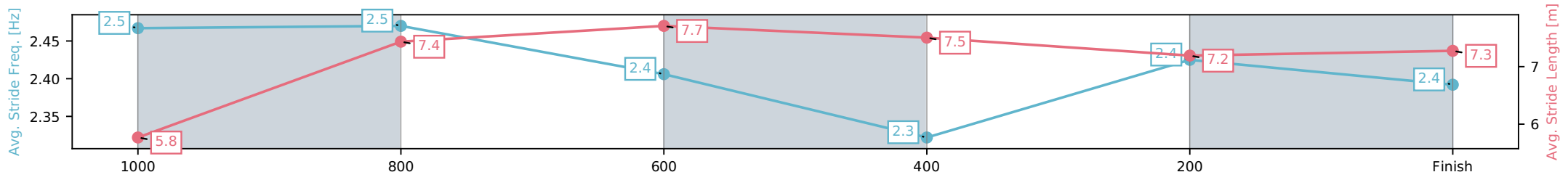
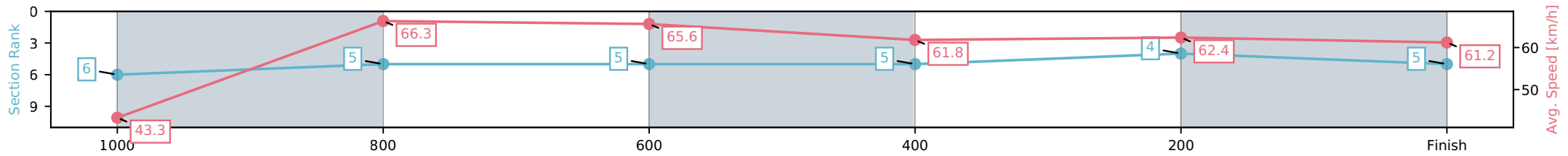
Horse/Jockey Name	Portnova/Jett Newman
Finish Rank	5
Fastest Section Time (Section)	0:10.86 (1000-800)
Top Speed [km/h] (Section)	68.2 (1000-800)
Race State	Finished



Ipswich QLD --Professional-2026-07-03
 Race 2: HAPPY 75TH BIRTHDAY GRAEME SHARPE QTIS
 Two-Year-Old Maiden Plate - 1100m
 03 July 2026 - 12:21PM
 Track Rating: Soft 5, Weather: Fine, Rail Position: +6m Entire Circuit



Section	L1100	L1000	L800	L600	L400	L200
Section Times	1:05.03 (0:08.36)	0:56.67 [6] (0:10.86)	0:45.81 [5] (0:10.93)	0:34.88 [5] (0:11.60)	0:23.28 [5] (0:11.54)	0:11.74 [4] (0:11.74)
Average Speed [km/h]	43.3	66.3	65.6	61.8	62.4	61.2
Top Speed [km/h]	61.3	68.2	66.9	63.8	64.4	64.1
Avg. Dist. to Rail [m]	8.3	1.3	1.1	1.4	1.7	3.4
Avg. Stride Freq. [Hz]	2.5	2.5	2.4	2.3	2.4	2.4
Avg. Stride Length [m]	5.8	7.4	7.7	7.5	7.2	7.3



[] Ranking at each section and finish
 -.-.- No data available at this section
 NA No data available

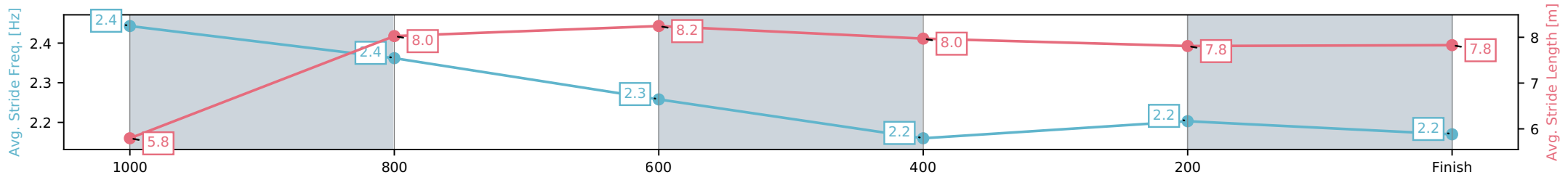
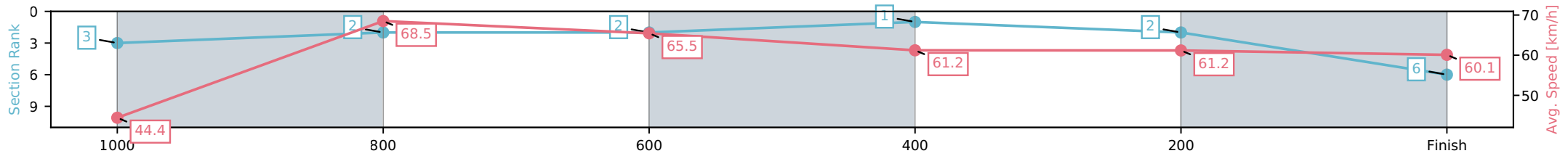
Horse/Jockey Name	Sir James/Ashley Butler
Finish Rank	6
Fastest Section Time (Section)	0:10.54 (1000-800)
Top Speed [km/h] (Section)	69.3 (1000-800)
Race State	Finished



Ipswich QLD --Professional-2026-07-03
 Race 2: HAPPY 75TH BIRTHDAY GRAEME SHARPE QTIS
 Two-Year-Old Maiden Plate - 1100m
 03 July 2026 - 12:21PM
 Track Rating: Soft 5, Weather: Fine, Rail Position: +6m Entire Circuit



Section	L1100	L1000	L800	L600	L400	L200
Section Times	1:05.05 (0:08.18)	0:56.87 [3] (0:10.54)	0:46.33 [2] (0:10.98)	0:35.35 [2] (0:11.66)	0:23.69 [1] (0:11.70)	0:12.00 [2] (0:12.00)
Average Speed [km/h]	44.4	68.5	65.5	61.2	61.2	60.1
Top Speed [km/h]	63.7	69.3	68.8	62.4	61.5	61.1
Avg. Dist. to Rail [m]	6.4	1.4	0.7	1.9	1.4	1.8
Avg. Stride Freq. [Hz]	2.4	2.4	2.3	2.2	2.2	2.2
Avg. Stride Length [m]	5.8	8.0	8.2	8.0	7.8	7.8



[] Ranking at each section and finish
 -.-.- No data available at this section
 NA No data available

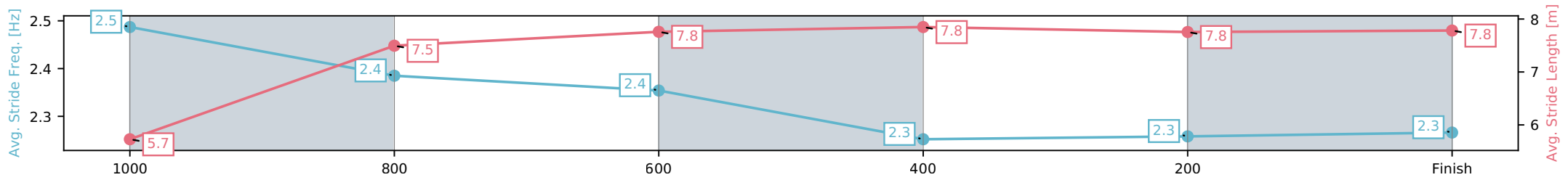
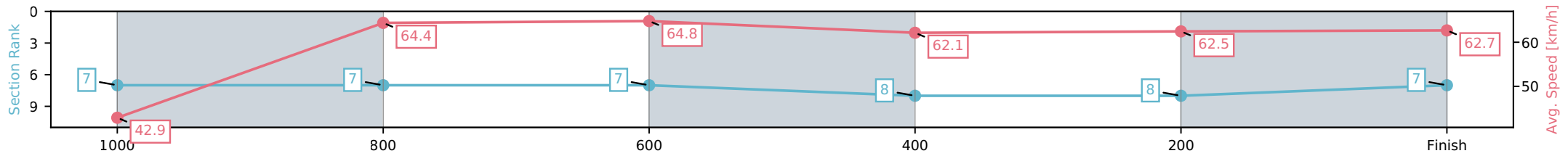
Horse/Jockey Name	Twice Better/Michael Rodd
Finish Rank	7
Fastest Section Time (Section)	0:11.05 (800-600)
Top Speed [km/h] (Section)	65.5 (800-600)
Race State	Finished



Ipswich QLD --Professional-2026-07-03
 Race 2: HAPPY 75TH BIRTHDAY GRAEME SHARPE QTIS
 Two-Year-Old Maiden Plate - 1100m
 03 July 2026 - 12:21PM
 Track Rating: Soft 5, Weather: Fine, Rail Position: +6m Entire Circuit



Section	L1100	L1000	L800	L600	L400	L200
Section Times	1:05.13 (0:08.49)	0:56.64 [7] (0:11.10)	0:45.54 [7] (0:11.05)	0:34.49 [7] (0:11.49)	0:23.00 [8] (0:11.49)	0:11.51 [8] (0:11.51)
Average Speed [km/h]	42.9	64.4	64.8	62.1	62.5	62.7
Top Speed [km/h]	61.1	65.5	65.5	64.4	64.2	63.1
Avg. Dist. to Rail [m]	1.3	1.9	1.5	2.1	1.5	1.2
Avg. Stride Freq. [Hz]	2.5	2.4	2.4	2.3	2.3	2.3
Avg. Stride Length [m]	5.7	7.5	7.8	7.8	7.8	7.8



[] Ranking at each section and finish
 -.-.- No data available at this section
 NA No data available

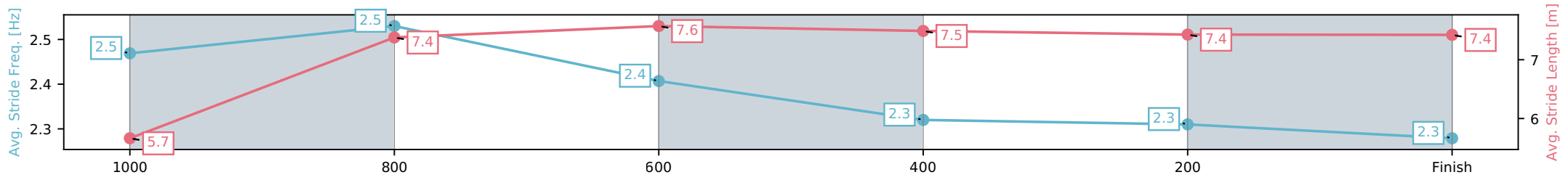
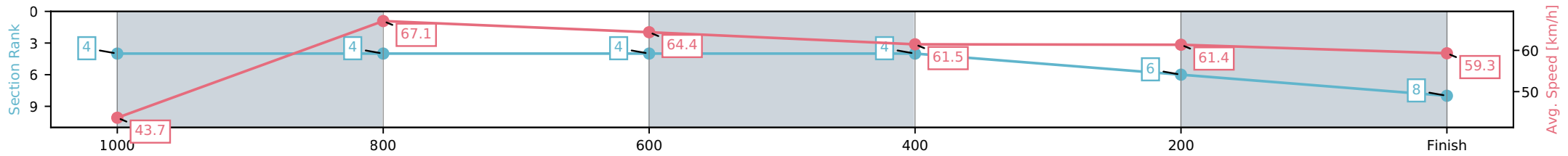
Horse/Jockey Name	Three Rivers/Brandon Lerena
Finish Rank	8
Fastest Section Time (Section)	0:10.64 (1000-800)
Top Speed [km/h] (Section)	67.9 (1000-800)
Race State	Finished



Ipswich QLD --Professional-2026-07-03
 Race 2: HAPPY 75TH BIRTHDAY GRAEME SHARPE QTIS
 Two-Year-Old Maiden Plate - 1100m
 03 July 2026 - 12:21PM
 Track Rating: Soft 5, Weather: Fine, Rail Position: +6m Entire Circuit



Section	L1100	L1000	L800	L600	L400	L200
Section Times	1:05.45 (0:08.28)	0:57.17 [4] (0:10.64)	0:46.53 [4] (0:11.13)	0:35.40 [4] (0:11.63)	0:23.77 [4] (0:11.67)	0:12.10 [6] (0:12.10)
Average Speed [km/h]	43.7	67.1	64.4	61.5	61.4	59.3
Top Speed [km/h]	63.0	67.9	67.3	63.4	62.7	61.8
Avg. Dist. to Rail [m]	1.7	2.5	1.3	1.5	1.1	1.6
Avg. Stride Freq. [Hz]	2.5	2.5	2.4	2.3	2.3	2.3
Avg. Stride Length [m]	5.7	7.4	7.6	7.5	7.4	7.4



[] Ranking at each section and finish
 -:-:- No data available at this section
 NA No data available

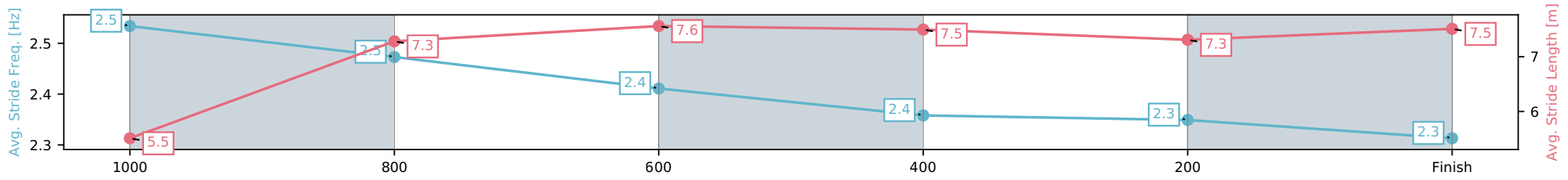
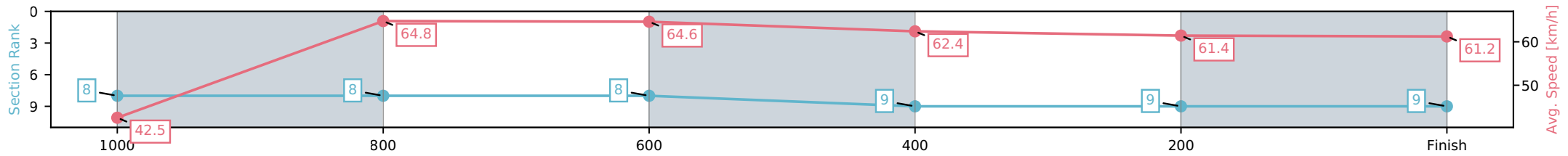
Horse/Jockey Name	Boom Daggar/Robbie Dolan
Finish Rank	9
Fastest Section Time (Section)	0:11.12 (1000-800)
Top Speed [km/h] (Section)	65.9 (1000-800)
Race State	Finished



Ipswich QLD --Professional-2026-07-03
 Race 2: HAPPY 75TH BIRTHDAY GRAEME SHARPE QTIS
 Two-Year-Old Maiden Plate - 1100m
 03 July 2026 - 12:21PM
 Track Rating: Soft 5, Weather: Fine, Rail Position: +6m Entire Circuit



Section	L1100	L1000	L800	L600	L400	L200
Section Times	1:05.54 (0:08.56)	0:56.98 [8] (0:11.12)	0:45.86 [8] (0:11.12)	0:34.74 [8] (0:11.40)	0:23.34 [9] (0:11.65)	0:11.69 [9] (0:11.69)
Average Speed [km/h]	42.5	64.8	64.6	62.4	61.4	61.2
Top Speed [km/h]	61.3	65.9	65.7	65.1	62.7	62.6
Avg. Dist. to Rail [m]	4.2	0.9	0.9	2.6	1.9	3.5
Avg. Stride Freq. [Hz]	2.5	2.5	2.4	2.4	2.3	2.3
Avg. Stride Length [m]	5.5	7.3	7.6	7.5	7.3	7.5



[] Ranking at each section and finish
 -.-.- No data available at this section
 NA No data available



Ipswich QLD

Race 3: CRUICE CREATIONS QTIS Two-Year-Old Maiden Plate - 1100m

03 July 2026 - 12:58PM

Track Rating: Soft 5, Weather: Fine, Rail Position: +6m Entire Circuit



Field Times (Race Tempo) 1:04.78 0:56.91 0:46.56 0:35.68 0:24.27 0:12.30
 (0:07.87) (0:10.36) (0:10.88) (0:11.41) (0:11.97) (0:12.30)

Rank	TAB#	Horse	Overall Time	First 400m	Top Speed km/h (Section)	L1100	L1000	L800	L600	L400	L200		
	(BAR#)	Jockey	Margin (DT-W)	Last 600m	Fastest Section (Time)	Start - 1000	1000 - 800	800 - 600	600 - 400	400 - 200	200 - Finish		
1	6	Syrian Diamond	1:04.78	0:24.14	70.9 (1000-800)	1:04.78	0:56.56 [8]	0:46.01 [7]	0:35.10 [5]	0:23.78 [5]	0:12.00 [3]		
	(1)	Gary Geran		0:35.10	1000-800 (0:10.55)	(0:08.22)	(0:10.55)	(0:10.90)	(0:11.33)	(0:11.77)	(0:12.00)		
2	8	My Girl Marley	1:04.80	0:23.90	70.6 (1000-800)	1:04.80	0:56.81 [4]	0:46.29 [3]	0:35.32 [4]	0:24.10 [2]	0:12.32 [1]		
	(9)	Robbie Dolan	0.1L (+1)	0:35.32	1000-800 (0:10.52)	(0:07.99)	(0:10.52)	(0:10.96)	(0:11.22)	(0:11.78)	(0:12.32)		
3	2	Grieve Road	1:04.99	0:24.41	71.2 (1000-800)	1:04.99	0:56.79 [6]	0:46.02 [8]	0:35.09 [8]	0:23.81 [6]	0:12.12 [5]		
	(7)	Cejay Graham	1.2L (+2)	0:35.09	1000-800 (0:10.77)	(0:08.20)	(0:10.77)	(0:10.93)	(0:11.28)	(0:11.69)	(0:12.12)		
4	7	Brooke's Blooms	1:05.52	0:23.96	70.8 (1000-800)	1:05.52	0:57.55 [3]	0:46.97 [4]	0:36.04 [3]	0:24.79 [3]	0:12.71 [4]		
	(2)	Kyle Wilson-Taylor	4.3L (+1)	0:36.05	1000-800 (0:10.58)	(0:07.97)	(0:10.58)	(0:10.93)	(0:11.26)	(0:12.08)	(0:12.71)		
5	4	Make Me Shine	1:05.55	0:24.18	70.0 (1000-800)	1:05.55	0:57.34 [7]	0:46.80 [6]	0:35.65 [7]	0:24.09 [8]	0:12.21 [7]		
	(3)	Les Tilley	4.5L (-2)	0:35.66	1000-800 (0:10.54)	(0:08.21)	(0:10.54)	(0:11.14)	(0:11.56)	(0:11.89)	(0:12.21)		
6	14	Mishani Inferno	1:05.60	0:24.15	69.2 (1000-800)	1:05.60	0:57.51 [5]	0:46.88 [5]	0:35.79 [6]	0:24.29 [7]	0:12.22 [8]		
	(4)	Olivia Kendal	4.8L (-2)	0:35.79	1000-800 (0:10.63)	(0:08.09)	(0:10.63)	(0:11.08)	(0:11.50)	(0:12.07)	(0:12.22)		
7	10	Rocky Cause	1:05.73	0:24.60	68.5 (1000-800)	1:05.73	0:57.40 [9]	0:46.60 [9]	0:35.61 [9]	0:24.12 [9]	0:12.31 [9]		
	(10)	Montanna Savva	5.6L (-1)	0:35.61	1000-800 (0:10.80)	(0:08.33)	(0:10.80)	(0:10.98)	(0:11.49)	(0:11.81)	(0:12.31)		
8	3	Inkwell	1:05.74	0:23.57	72.8 (1000-800)	1:05.74	0:57.79 [2]	0:47.52 [1]	0:36.64 [1]	0:25.23 [1]	0:13.11 [2]		
	(6)	Brandon Lerena	5.7L (+11)	0:36.63	1000-800 (0:10.27)	(0:07.95)	(0:10.27)	(0:10.88)	(0:11.41)	(0:12.11)	(0:13.11)		
9	11	Wild Butterfly	1:06.95	0:23.66	73.5 (1000-800)	1:06.95	0:59.08 [1]	0:48.68 [2]	0:37.71 [2]	0:26.05 [4]	0:13.66 [6]		
	(8)	Jake Bayliss	12.8L (-1)	0:37.71	1000-800 (0:10.40)	(0:07.87)	(0:10.40)	(0:10.98)	(0:11.66)	(0:12.39)	(0:13.66)		

Scratched: Brilliant Disguise (#1), Profit In Paradise (#5), On The Cusp (#9), Winning Lady (#12), Solar Rhythm (#13)

Report Created: Fri 03 July 2026

(Note: Races are conducted over an approximate distance as close as possible to the advertised distance, and recorded data may vary accordingly. Official times refer to race times only and do not include handicap times.)

[] Position in running at each section and finish TAB# Saddle cloth number

Fastest split

-:-:- No data available at this section

BAR# Barrier/Gate Position

Fastest section

NA No data available

DNF Did not finish

DNT Did not track

DT-W Distance travelled compared to winner in metres

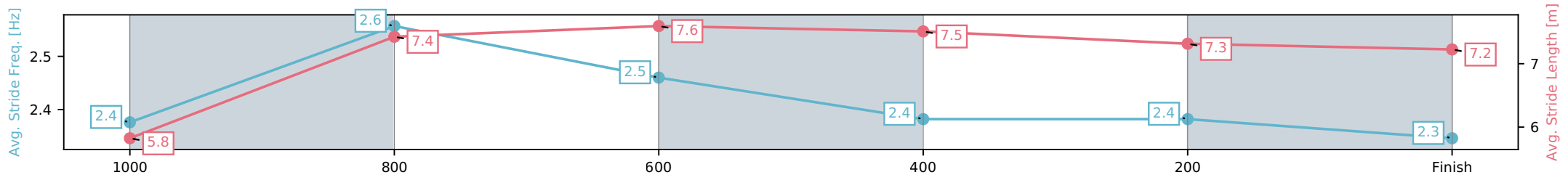
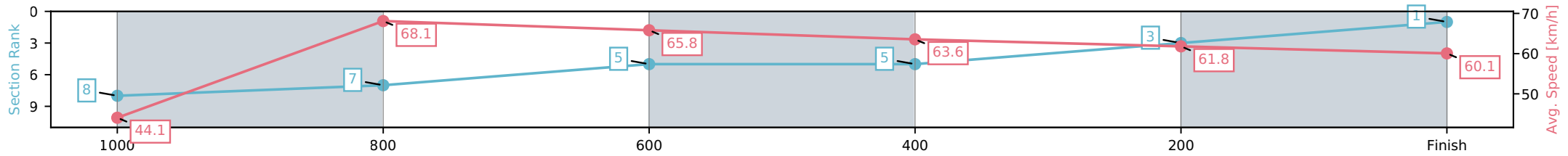
Horse/Jockey Name	Syrian Diamond/Gary Geran
Finish Rank	1
Fastest Section Time (Section)	0:10.55 (1000-800)
Top Speed [km/h] (Section)	70.9 (1000-800)
Race State	Finished



Ipswich QLD --Professional-2026-07-03
 Race 3: CRUICE CREATIONS QTIS Two-Year-Old Maiden Plate - 1100m
 03 July 2026 - 12:58PM
 Track Rating: Soft 5, Weather: Fine, Rail Position: +6m Entire Circuit



Section	L1100	L1000	L800	L600	L400	L200
Section Times	1:04.78 (0:08.22)	0:56.56 [8] (0:10.55)	0:46.01 [7] (0:10.90)	0:35.10 [5] (0:11.33)	0:23.78 [5] (0:11.77)	0:12.00 [3] (0:12.00)
Average Speed [km/h]	44.1	68.1	65.8	63.6	61.8	60.1
Top Speed [km/h]	62.1	70.9	68.0	64.6	63.4	61.9
Avg. Dist. to Rail [m]	1.5	1.0	0.6	1.0	3.5	3.1
Avg. Stride Freq. [Hz]	2.4	2.6	2.5	2.4	2.4	2.3
Avg. Stride Length [m]	5.8	7.4	7.6	7.5	7.3	7.2



[] Ranking at each section and finish
 -.-.- No data available at this section
 NA No data available

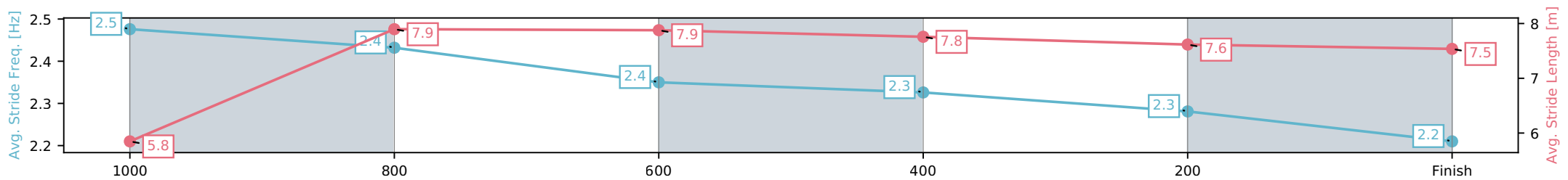
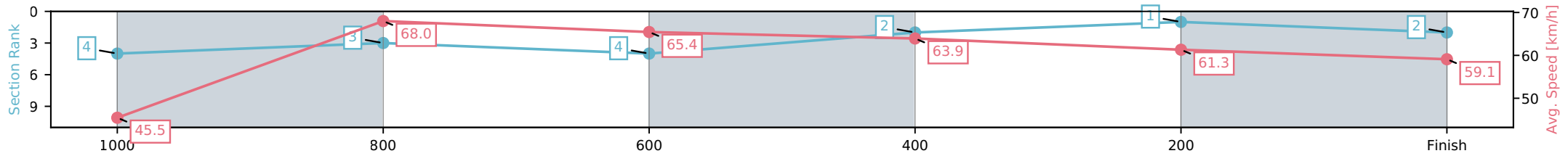
Horse/Jockey Name	My Girl Marley/Robbie Dolan
Finish Rank	2
Fastest Section Time (Section)	0:10.52 (1000-800)
Top Speed [km/h] (Section)	70.6 (1000-800)
Race State	Finished



Ipswich QLD --Professional-2026-07-03
 Race 3: CRUICE CREATIONS QTIS Two-Year-Old Maiden Plate - 1100m
 03 July 2026 - 12:58PM
 Track Rating: Soft 5, Weather: Fine, Rail Position: +6m Entire Circuit



Section	L1100	L1000	L800	L600	L400	L200
Section Times	1:04.80 (0:07.99)	0:56.81 [4] (0:10.52)	0:46.29 [3] (0:10.96)	0:35.32 [4] (0:11.22)	0:24.10 [2] (0:11.78)	0:12.32 [1] (0:12.32)
Average Speed [km/h]	45.5	68.0	65.4	63.9	61.3	59.1
Top Speed [km/h]	65.6	70.6	67.8	64.7	63.6	61.4
Avg. Dist. to Rail [m]	9.8	2.6	1.1	0.8	1.6	2.0
Avg. Stride Freq. [Hz]	2.5	2.4	2.4	2.3	2.3	2.2
Avg. Stride Length [m]	5.8	7.9	7.9	7.8	7.6	7.5



[] Ranking at each section and finish
 -.-.- No data available at this section
 NA No data available

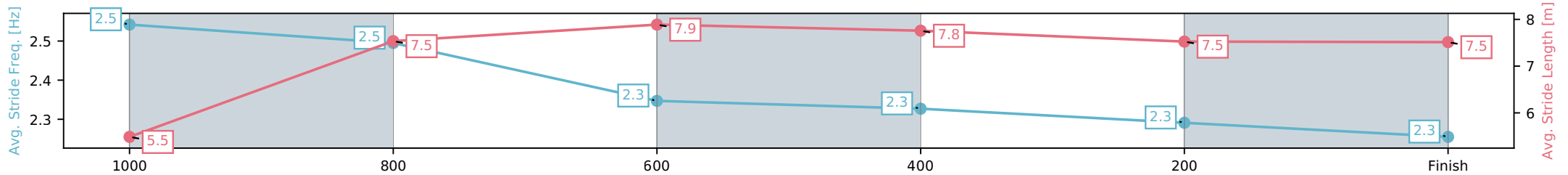
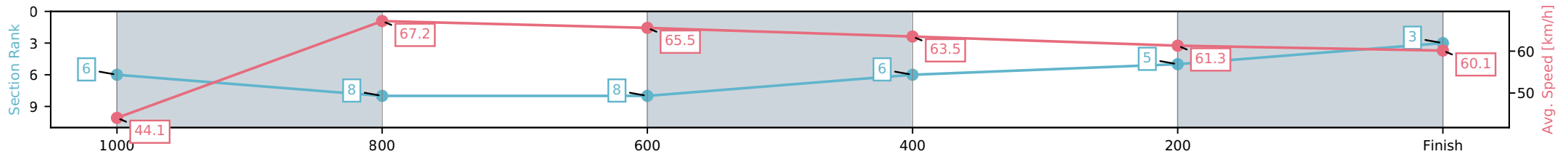
Horse/Jockey Name	Grieve Road/Cejay Graham
Finish Rank	3
Fastest Section Time (Section)	0:10.77 (1000-800)
Top Speed [km/h] (Section)	71.2 (1000-800)
Race State	Finished



Ipswich QLD --Professional-2026-07-03
 Race 3: CRUICE CREATIONS QTIS Two-Year-Old Maiden Plate - 1100m
 03 July 2026 - 12:58PM
 Track Rating: Soft 5, Weather: Fine, Rail Position: +6m Entire Circuit



Section	L1100	L1000	L800	L600	L400	L200
Section Times	1:04.99 (0:08.20)	0:56.79 [6] (0:10.77)	0:46.02 [8] (0:10.93)	0:35.09 [8] (0:11.28)	0:23.81 [6] (0:11.69)	0:12.12 [5] (0:12.12)
Average Speed [km/h]	44.1	67.2	65.5	63.5	61.3	60.1
Top Speed [km/h]	62.1	71.2	66.5	64.6	62.8	60.9
Avg. Dist. to Rail [m]	6.4	1.8	1.0	1.7	0.8	1.0
Avg. Stride Freq. [Hz]	2.5	2.5	2.3	2.3	2.3	2.3
Avg. Stride Length [m]	5.5	7.5	7.9	7.8	7.5	7.5



[] Ranking at each section and finish
 -.-.- No data available at this section
 NA No data available

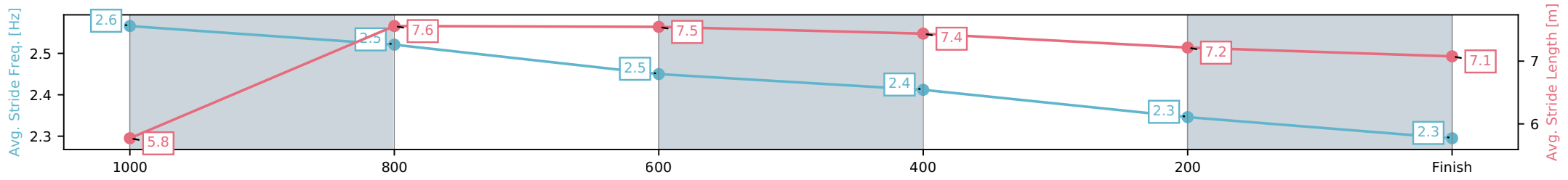
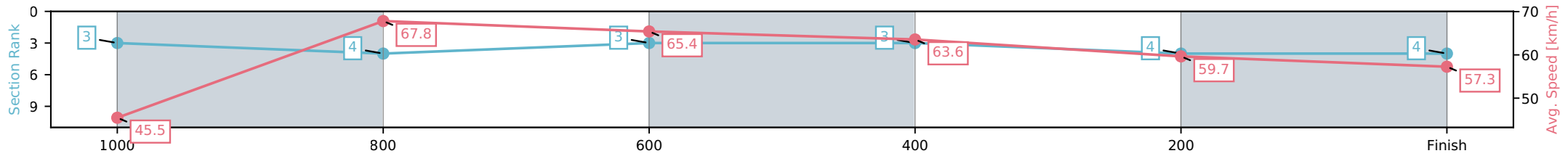
Horse/Jockey Name	Brooke's Blooms/Kyle Wilson-Taylor
Finish Rank	4
Fastest Section Time (Section)	0:10.58 (1000-800)
Top Speed [km/h] (Section)	70.8 (1000-800)
Race State	Finished



Ipswich QLD --Professional-2026-07-03
 Race 3: CRUICE CREATIONS QTIS Two-Year-Old Maiden Plate - 1100m
 03 July 2026 - 12:58PM
 Track Rating: Soft 5, Weather: Fine, Rail Position: +6m Entire Circuit



Section	L1100	L1000	L800	L600	L400	L200
Section Times	1:05.52 (0:07.97)	0:57.55 [3] (0:10.58)	0:46.97 [4] (0:10.93)	0:36.04 [3] (0:11.26)	0:24.79 [3] (0:12.08)	0:12.71 [4] (0:12.71)
Average Speed [km/h]	45.5	67.8	65.4	63.6	59.7	57.3
Top Speed [km/h]	65.3	70.8	66.9	65.2	63.1	58.8
Avg. Dist. to Rail [m]	2.0	1.4	1.6	1.9	0.5	0.5
Avg. Stride Freq. [Hz]	2.6	2.5	2.5	2.4	2.3	2.3
Avg. Stride Length [m]	5.8	7.6	7.5	7.4	7.2	7.1



[] Ranking at each section and finish
 -.-.- No data available at this section
 NA No data available

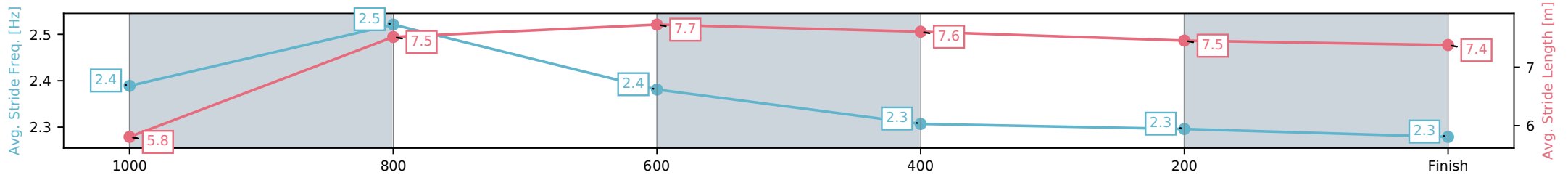
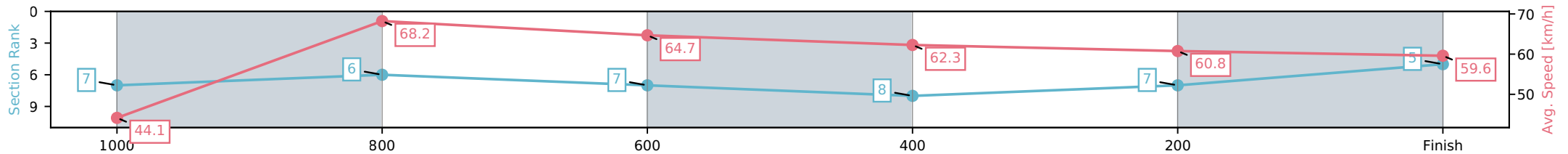
Horse/Jockey Name	Make Me Shine/Les Tilley
Finish Rank	5
Fastest Section Time (Section)	0:10.54 (1000-800)
Top Speed [km/h] (Section)	70.0 (1000-800)
Race State	Finished



Ipswich QLD --Professional-2026-07-03
 Race 3: CRUICE CREATIONS QTIS Two-Year-Old Maiden Plate - 1100m
 03 July 2026 - 12:58PM
 Track Rating: Soft 5, Weather: Fine, Rail Position: +6m Entire Circuit



Section	L1100	L1000	L800	L600	L400	L200
Section Times	1:05.55 (0:08.21)	0:57.34 [7] (0:10.54)	0:46.80 [6] (0:11.14)	0:35.65 [7] (0:11.56)	0:24.09 [8] (0:11.89)	0:12.21 [7] (0:12.21)
Average Speed [km/h]	44.1	68.2	64.7	62.3	60.8	59.6
Top Speed [km/h]	63.5	70.0	68.0	63.7	61.5	60.3
Avg. Dist. to Rail [m]	3.3	0.8	0.6	0.4	1.7	3.1
Avg. Stride Freq. [Hz]	2.4	2.5	2.4	2.3	2.3	2.3
Avg. Stride Length [m]	5.8	7.5	7.7	7.6	7.5	7.4



[] Ranking at each section and finish
 -:-:- No data available at this section
 NA No data available

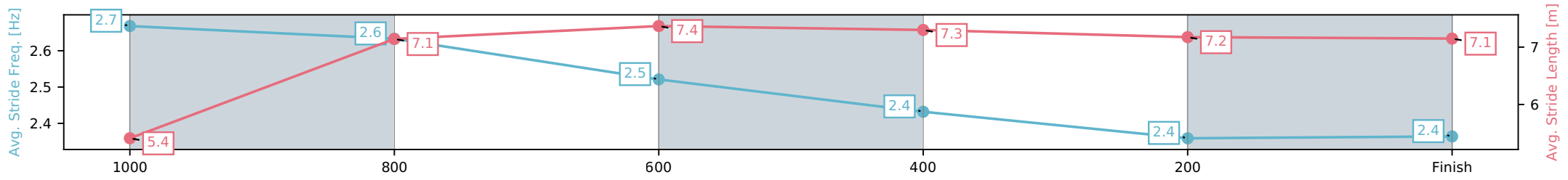
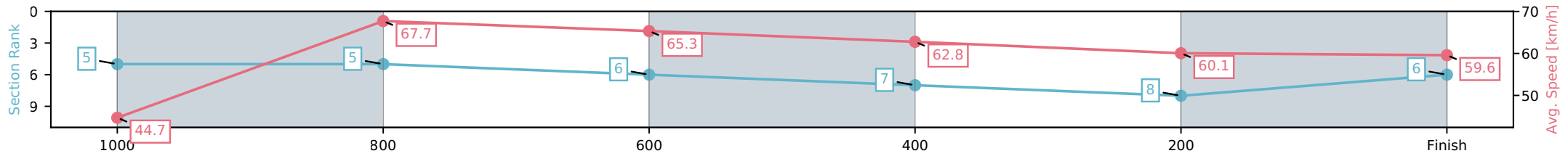
Horse/Jockey Name	Mishani Inferno/Olivia Kendal
Finish Rank	6
Fastest Section Time (Section)	0:10.63 (1000-800)
Top Speed [km/h] (Section)	69.2 (1000-800)
Race State	Finished



Ipswich QLD --Professional-2026-07-03
 Race 3: CRUICE CREATIONS QTIS Two-Year-Old Maiden Plate - 1100m
 03 July 2026 - 12:58PM
 Track Rating: Soft 5, Weather: Fine, Rail Position: +6m Entire Circuit



Section	L1100	L1000	L800	L600	L400	L200
Section Times	1:05.60 (0:08.09)	0:57.51 [5] (0:10.63)	0:46.88 [5] (0:11.08)	0:35.79 [6] (0:11.50)	0:24.29 [7] (0:12.07)	0:12.22 [8] (0:12.22)
Average Speed [km/h]	44.7	67.7	65.3	62.8	60.1	59.6
Top Speed [km/h]	62.3	69.2	68.0	64.5	61.3	60.9
Avg. Dist. to Rail [m]	3.9	0.6	1.3	0.8	2.6	5.1
Avg. Stride Freq. [Hz]	2.7	2.6	2.5	2.4	2.4	2.4
Avg. Stride Length [m]	5.4	7.1	7.4	7.3	7.2	7.1



[] Ranking at each section and finish
 -.-.- No data available at this section
 NA No data available

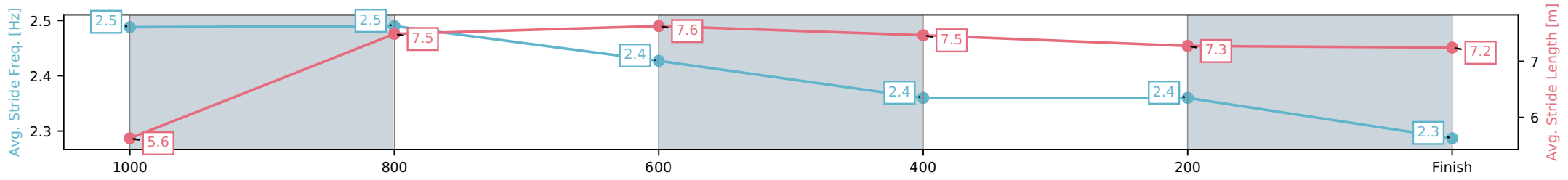
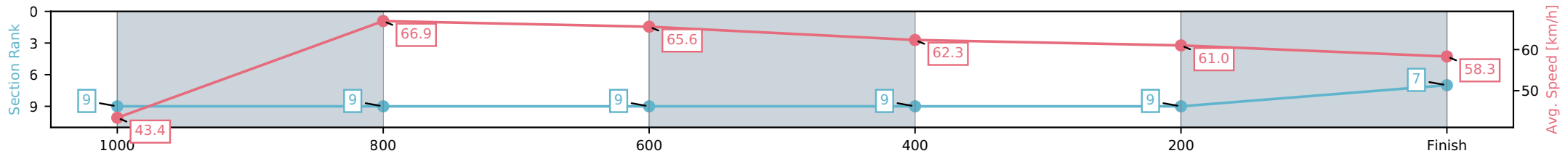
Horse/Jockey Name	Rocky Cause/Montanna Savva
Finish Rank	7
Fastest Section Time (Section)	0:10.80 (1000-800)
Top Speed [km/h] (Section)	68.5 (1000-800)
Race State	Finished



Ipswich QLD --Professional-2026-07-03
 Race 3: CRUICE CREATIONS QTIS Two-Year-Old Maiden Plate - 1100m
 03 July 2026 - 12:58PM
 Track Rating: Soft 5, Weather: Fine, Rail Position: +6m Entire Circuit



Section	L1100	L1000	L800	L600	L400	L200
Section Times	1:05.73 (0:08.33)	0:57.40 [9] (0:10.80)	0:46.60 [9] (0:10.98)	0:35.61 [9] (0:11.49)	0:24.12 [9] (0:11.81)	0:12.31 [9] (0:12.31)
Average Speed [km/h]	43.4	66.9	65.6	62.3	61.0	58.3
Top Speed [km/h]	62.9	68.5	66.7	63.8	62.2	61.2
Avg. Dist. to Rail [m]	10.8	3.2	0.9	1.3	0.4	0.5
Avg. Stride Freq. [Hz]	2.5	2.5	2.4	2.4	2.4	2.3
Avg. Stride Length [m]	5.6	7.5	7.6	7.5	7.3	7.2



[] Ranking at each section and finish
 -.-.- No data available at this section
 NA No data available

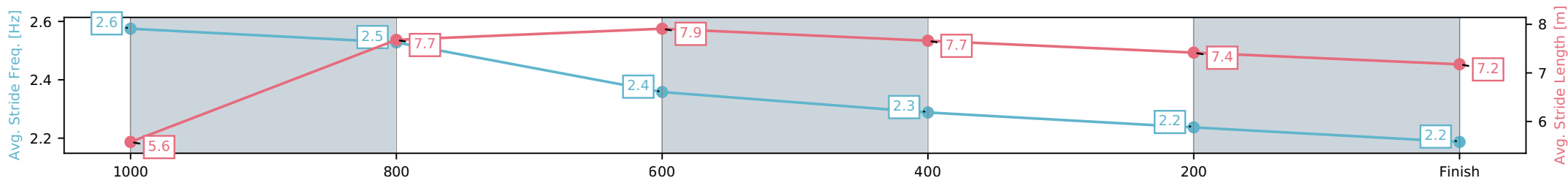
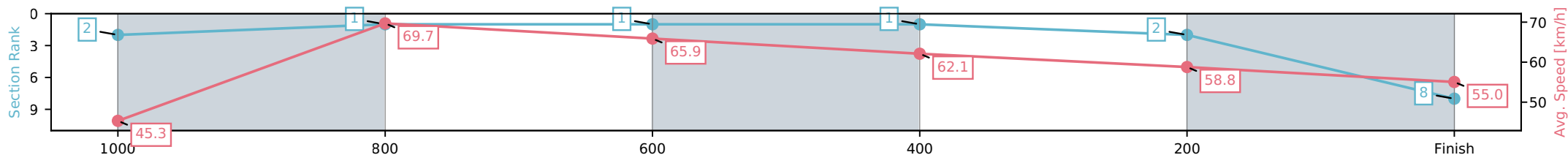
Horse/Jockey Name	Inkwell/Brandon Lerena
Finish Rank	8
Fastest Section Time (Section)	0:10.27 (1000-800)
Top Speed [km/h] (Section)	72.8 (1000-800)
Race State	Finished



Ipswich QLD --Professional-2026-07-03
 Race 3: CRUICE CREATIONS QTIS Two-Year-Old Maiden Plate - 1100m
 03 July 2026 - 12:58PM
 Track Rating: Soft 5, Weather: Fine, Rail Position: +6m Entire Circuit



Section	L1100	L1000	L800	L600	L400	L200
Section Times	1:05.74 (0:07.95)	0:57.79 [2] (0:10.27)	0:47.52 [1] (0:10.88)	0:36.64 [1] (0:11.41)	0:25.23 [1] (0:12.11)	0:13.11 [2] (0:13.11)
Average Speed [km/h]	45.3	69.7	65.9	62.1	58.8	55.0
Top Speed [km/h]	64.6	72.8	68.3	64.0	60.4	58.1
Avg. Dist. to Rail [m]	4.9	1.6	1.6	3.6	2.4	3.4
Avg. Stride Freq. [Hz]	2.6	2.5	2.4	2.3	2.2	2.2
Avg. Stride Length [m]	5.6	7.7	7.9	7.7	7.4	7.2



[] Ranking at each section and finish
 -.-.- No data available at this section
 NA No data available

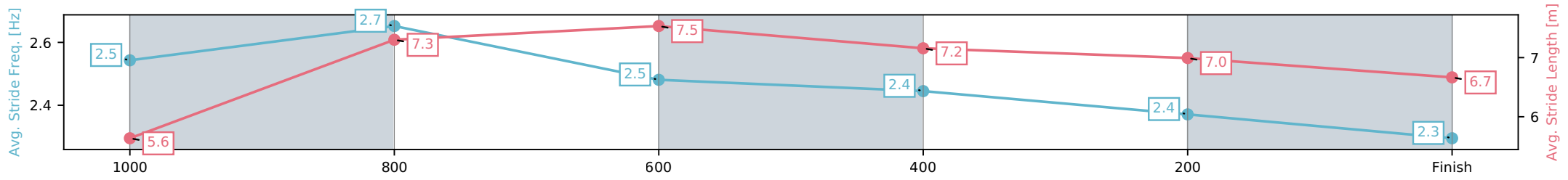
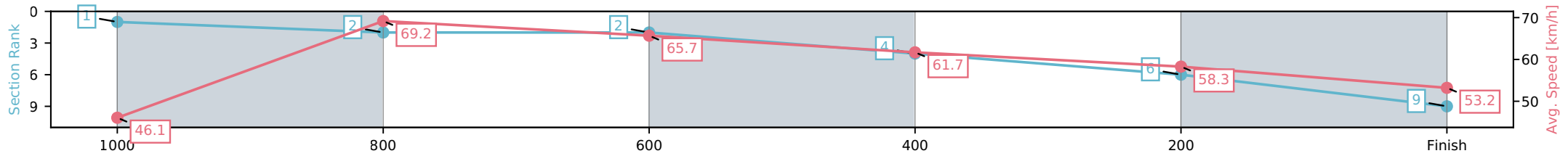
Horse/Jockey Name	Wild Butterfly/Jake Bayliss
Finish Rank	9
Fastest Section Time (Section)	0:10.40 (1000-800)
Top Speed [km/h] (Section)	73.5 (1000-800)
Race State	Finished



Ipswich QLD --Professional-2026-07-03
 Race 3: CRUICE CREATIONS QTIS Two-Year-Old Maiden Plate - 1100m
 03 July 2026 - 12:58PM
 Track Rating: Soft 5, Weather: Fine, Rail Position: +6m Entire Circuit



Section	L1100	L1000	L800	L600	L400	L200
Section Times	1:06.95 (0:07.87)	0:59.08 [1] (0:10.40)	0:48.68 [2] (0:10.98)	0:37.71 [2] (0:11.66)	0:26.05 [4] (0:12.39)	0:13.66 [6] (0:13.66)
Average Speed [km/h]	46.1	69.2	65.7	61.7	58.3	53.2
Top Speed [km/h]	65.4	73.5	68.0	63.1	60.1	56.7
Avg. Dist. to Rail [m]	8.3	2.1	0.6	0.4	1.3	0.7
Avg. Stride Freq. [Hz]	2.5	2.7	2.5	2.4	2.4	2.3
Avg. Stride Length [m]	5.6	7.3	7.5	7.2	7.0	6.7



[] Ranking at each section and finish
 -.-.- No data available at this section
 NA No data available



Ipswich QLD
 Race 4: GREAT NORTHERN Class 1 Plate - 2180m
 03 July 2026 - 1:31PM



Track Rating: Soft 5, Weather: Fine, Rail Position: +6m Entire Circuit

Field Times (Race Tempo) 2:15.37 (0:13.65) 2:01.72 (0:11.32) 1:50.40 (0:11.82) 1:38.59 (0:12.04) 1:26.55 (0:12.51) 1:14.04 (0:13.03) 1:01.01 (0:13.28) 0:47.73 (0:12.71)

Rank	TAB#	Horse	Overall Time	First 400m	Top Speed km/h (Section)	L2180	L2000	L1800	L1600	L1400	L1200	L1000	L800
	(BAR#)	Jockey	Margin (DT-W)	Last 600m	Fastest Section (Time)	Start - 2000	2000 - 1800	1800 - 1600	1600 - 1400	1400 - 1200	1200 - 1000	1000 - 800	800 - 600
1	2	Firm Agreement	2:15.37	0:26.38	64.7 (400-200)	2:15.37	2:01.72 [1]	1:50.16 [3]	1:38.13 [3]	1:26.03 [3]	1:13.63 [3]	1:00.57 [3]	0:47.39 [3]
	(2)	Ryan Maloney		0:34.81	400-200 (0:11.47)	(0:13.65)	(0:11.56)	(0:12.03)	(0:12.10)	(0:12.40)	(0:13.06)	(0:13.18)	(0:12.58)
2	1	Benzino	2:15.65	0:26.15	64.3 (2000-1800)	2:15.65	2:01.98 [3]	1:50.67 [2]	1:38.84 [2]	1:26.82 [1]	1:14.32 [1]	1:01.29 [1]	0:48.01 [1]
	(6)	Rob Thorburn	1.7L (-10)	0:35.30	2000-1800 (0:11.31)	(0:13.67)	(0:11.31)	(0:11.83)	(0:12.01)	(0:12.51)	(0:13.03)	(0:13.28)	(0:12.71)
3	7	Our Brave Lini	2:16.51	0:26.92	63.7 (2000-1800)	2:16.51	2:02.36 [7]	1:50.77 [7]	1:38.53 [7]	1:26.28 [7]	1:14.11 [7]	1:01.00 [7]	0:48.01 [7]
	(5)	Brandon Lerena	6.7L (-5)	0:35.45	2000-1800 (0:11.58)	(0:14.15)	(0:11.58)	(0:12.24)	(0:12.25)	(0:12.17)	(0:13.12)	(0:12.99)	(0:12.56)
4	8	Shawnee Boy	2:16.62	0:26.38	63.2 (2000-1800)	2:16.62	2:02.87 [4]	1:51.39 [4]	1:39.34 [4]	1:27.22 [4]	1:14.73 [4]	1:01.64 [4]	0:48.54 [4]
	(9)	Cejay Graham	7.4L (-14)	0:36.20	2000-1800 (0:11.48)	(0:13.75)	(0:11.48)	(0:12.05)	(0:12.12)	(0:12.49)	(0:13.09)	(0:13.10)	(0:12.34)
5	9	Vega Sicilia	2:16.65	0:26.97	63.2 (2000-1800)	2:16.65	2:02.47 [8]	1:50.84 [8]	1:38.58 [9]	1:26.21 [9]	1:14.06 [9]	1:00.88 [9]	0:47.90 [9]
	(7)	Karl Zechner	7.5L (-10)	0:35.36	2000-1800 (0:11.63)	(0:14.18)	(0:11.63)	(0:12.26)	(0:12.38)	(0:12.15)	(0:13.18)	(0:12.98)	(0:12.55)
6	4	Montevecchio	2:16.77	0:26.65	62.9 (2000-1800)	2:16.77	2:02.87 [6]	1:51.29 [6]	1:39.20 [5]	1:27.06 [5]	1:14.72 [5]	1:01.66 [5]	0:48.56 [5]
	(1)	Julie Busuttin	8.3L (+4)	0:36.09	2000-1800 (0:11.57)	(0:13.90)	(0:11.57)	(0:12.09)	(0:12.14)	(0:12.34)	(0:13.06)	(0:13.11)	(0:12.47)
7	6	Classic Shiraz	2:17.00	0:26.57	63.3 (2000-1800)	2:17.00	2:03.14 [5]	1:51.63 [5]	1:39.42 [6]	1:27.26 [6]	1:14.89 [6]	1:01.76 [6]	0:48.70 [6]
	(4)	Dylan Turner	9.6L (-15)	0:36.30	2000-1800 (0:11.51)	(0:13.86)	(0:11.51)	(0:12.20)	(0:12.17)	(0:12.36)	(0:13.13)	(0:13.06)	(0:12.40)
8	5	Bolero	2:17.04	0:27.21	63.7 (2000-1800)	2:17.04	2:02.60 [9]	1:50.99 [9]	1:38.98 [8]	1:26.66 [8]	1:14.55 [8]	1:01.50 [8]	0:48.51 [8]
	(8)	Benjamin Osmond	9.9L (+0)	0:35.95	2000-1800 (0:11.62)	(0:14.44)	(0:11.62)	(0:12.01)	(0:12.32)	(0:12.11)	(0:13.05)	(0:12.98)	(0:12.56)
9	3	Koojan	2:17.82	0:26.12	65.1 (2000-1800)	2:17.82	2:04.16 [2]	1:52.85 [1]	1:41.04 [1]	1:28.91 [2]	1:16.24 [2]	1:03.19 [2]	0:50.05 [2]
	(3)	Anthony Allen	14.4L (-7)	0:37.36	2000-1800 (0:11.31)	(0:13.66)	(0:11.31)	(0:11.82)	(0:12.12)	(0:12.68)	(0:13.05)	(0:13.15)	(0:12.69)

Report Created: Fri 03 July 2026

(Note: Races are conducted over an approximate distance as close as possible to the advertised distance, and recorded data may vary accordingly. Official times refer to race times only and do not include handicap times.)

[] Position in running at each section and finish TAB# Saddle cloth number

:-:-- No data available at this section

NA No data available

DNT Did not track

BAR# Barrier/Gate Position

DNF Did not finish

DT-W Distance travelled compared to winner in metres

Fastest split

Fastest section



Ipswich QLD
 Race 4: GREAT NORTHERN Class 1 Plate - 2180m
 03 July 2026 - 1:31PM



Track Rating: Soft 5, Weather: Fine, Rail Position: +6m Entire Circuit

Field Times 0:35.03 0:23.37 0:11.65
 (Race Tempo) (0:11.65) (0:11.72) (0:11.65)

Rank	TAB#	Horse	Overall Time	First 400m	Top Speed km/h (Section)	L600	L400	L200					
	(BAR#)	Jockey	Margin (DT-W)	Last 600m	Fastest Section (Time)	600 - 400	400 - 200	200 - Finish					
1	2	Firm Agreement	2:15.37	0:26.38	64.7 (400-200)	0:34.82 [4]	0:23.13 [3]	0:11.65 [1]					
	(2)	Ryan Maloney		0:34.81	400-200 (0:11.47)	(0:11.69)	(0:11.47)	(0:11.65)					
2	1	Benzino	2:15.65	0:26.15	64.3 (2000-1800)	0:35.31 [1]	0:23.65 [1]	0:11.86 [2]					
	(6)	Rob Thorburn	1.7L (-10)	0:35.30	2000-1800 (0:11.31)	(0:11.65)	(0:11.79)	(0:11.86)					
3	7	Our Brave Lini	2:16.51	0:26.92	63.7 (2000-1800)	0:35.45 [7]	0:23.63 [7]	0:11.66 [8]					
	(5)	Brandon Lerena	6.7L (-5)	0:35.45	2000-1800 (0:11.58)	(0:11.82)	(0:11.97)	(0:11.66)					
4	8	Shawnee Boy	2:16.62	0:26.38	63.2 (2000-1800)	0:36.20 [2]	0:24.45 [2]	0:12.30 [3]					
	(9)	Cejay Graham	7.4L (-14)	0:36.20	2000-1800 (0:11.48)	(0:11.75)	(0:12.15)	(0:12.30)					
5	9	Vega Sicilia	2:16.65	0:26.97	63.2 (2000-1800)	0:35.36 [9]	0:23.63 [9]	0:11.81 [7]					
	(7)	Karl Zechner	7.5L (-10)	0:35.36	2000-1800 (0:11.63)	(0:11.73)	(0:11.82)	(0:11.81)					
6	4	Montevecchio	2:16.77	0:26.65	62.9 (2000-1800)	0:36.08 [5]	0:24.16 [5]	0:12.38 [4]					
	(1)	Julie Busuttin	8.3L (+4)	0:36.09	2000-1800 (0:11.57)	(0:11.92)	(0:11.79)	(0:12.38)					
7	6	Classic Shiraz	2:17.00	0:26.57	63.3 (2000-1800)	0:36.30 [6]	0:24.39 [6]	0:12.45 [5]					
	(4)	Dylan Turner	9.6L (-15)	0:36.30	2000-1800 (0:11.51)	(0:11.91)	(0:11.94)	(0:12.45)					
8	5	Bolero	2:17.04	0:27.21	63.7 (2000-1800)	0:35.95 [8]	0:24.02 [8]	0:12.16 [9]					
	(8)	Benjamin Osmond	9.9L (+0)	0:35.95	2000-1800 (0:11.62)	(0:11.93)	(0:11.86)	(0:12.16)					
9	3	Koojan	2:17.82	0:26.12	65.1 (2000-1800)	0:37.35 [3]	0:25.22 [4]	0:13.03 [6]					
	(3)	Anthony Allen	14.4L (-7)	0:37.36	2000-1800 (0:11.31)	(0:12.13)	(0:12.20)	(0:13.03)					

Report Created: Fri 03 July 2026

(Note: Races are conducted over an approximate distance as close as possible to the advertised distance, and recorded data may vary accordingly. Official times refer to race times only and do not include handicap times.)

[] Position in running at each section and finish TAB# Saddle cloth number
 -:-:- No data available at this section BAR# Barrier/Gate Position
 NA No data available DNF Did not finish
 DNT Did not track DT-W Distance travelled compared to winner in metres

Fastest split
 Fastest section

Horse/Jockey Name	Firm Agreement/Ryan Maloney
Finish Rank	1
Fastest Section Time (Section)	0:11.47 (400-200)
Top Speed [km/h] (Section)	64.7 (400-200)
Race State	Finished



Ipswich QLD --Professional-2026-07-03

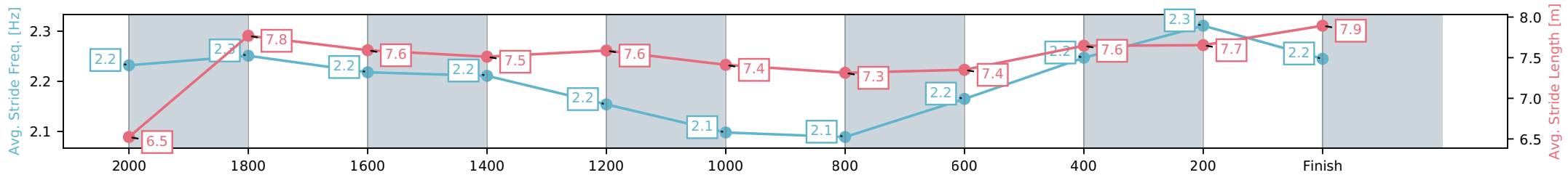
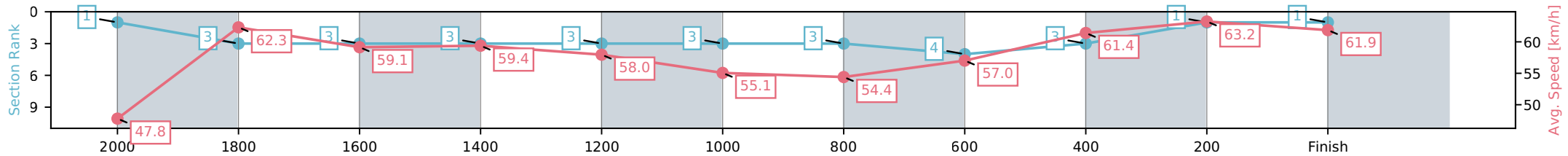
Race 4: GREAT NORTHERN Class 1 Plate - 2180m

03 July 2026 - 1:31PM

Track Rating: Soft 5, Weather: Fine, Rail Position: +6m Entire Circuit



Section	L2180	L2000	L1800	L1600	L1400	L1200	L1000	L800	L600	L400	L200
Section Times	2:15.37 (0:13.65)	2:01.72 [1] (0:11.56)	1:50.16 [3] (0:12.03)	1:38.13 [3] (0:12.10)	1:26.03 [3] (0:12.40)	1:13.63 [3] (0:13.06)	1:00.57 [3] (0:13.18)	0:47.39 [3] (0:12.58)	0:34.82 [4] (0:11.69)	0:23.13 [3] (0:11.47)	0:11.65 [1] (0:11.65)
Average Speed [km/h]	47.8	62.3	59.1	59.4	58.0	55.1	54.4	57.0	61.4	63.2	61.9
Top Speed [km/h]	60.7	62.8	62.0	60.0	59.2	56.0	54.9	58.8	62.1	64.7	64.7
Avg. Dist. to Rail [m]	1.8	1.4	1.6	0.6	0.7	0.2	1.4	1.0	0.8	2.9	1.8
Avg. Stride Freq. [Hz]	2.2	2.3	2.2	2.2	2.2	2.1	2.1	2.2	2.2	2.3	2.2
Avg. Stride Length [m]	6.5	7.8	7.6	7.5	7.6	7.4	7.3	7.4	7.6	7.7	7.9



[] Ranking at each section and finish
 -.-.- No data available at this section
 NA No data available

Horse/Jockey Name	Benzino/Rob Thorburn
Finish Rank	2
Fastest Section Time (Section)	0:11.31 (2000-1800)
Top Speed [km/h] (Section)	64.3 (2000-1800)
Race State	Finished



Ipswich QLD --Professional-2026-07-03

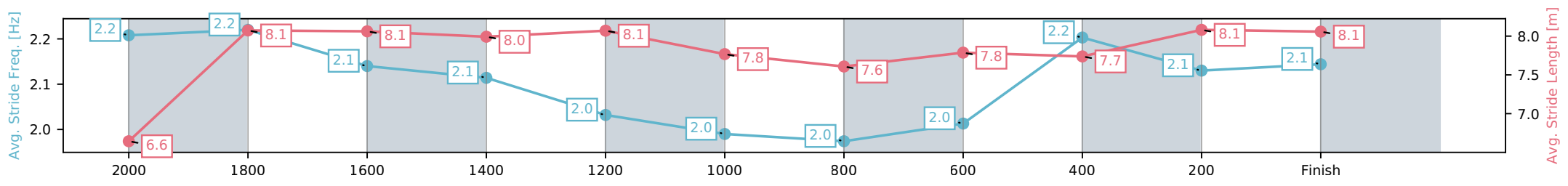
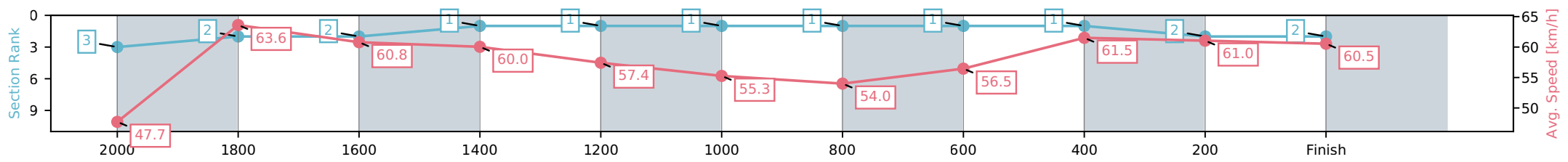
Race 4: GREAT NORTHERN Class 1 Plate - 2180m

03 July 2026 - 1:31PM

Track Rating: Soft 5, Weather: Fine, Rail Position: +6m Entire Circuit



Section	L2180	L2000	L1800	L1600	L1400	L1200	L1000	L800	L600	L400	L200
Section Times	2:15.65 (0:13.67)	2:01.98 [3] (0:11.31)	1:50.67 [2] (0:11.83)	1:38.84 [2] (0:12.01)	1:26.82 [1] (0:12.51)	1:14.32 [1] (0:13.03)	1:01.29 [1] (0:13.28)	0:48.01 [1] (0:12.71)	0:35.31 [1] (0:11.65)	0:23.65 [1] (0:11.79)	0:11.86 [2] (0:11.86)
Average Speed [km/h]	47.7	63.6	60.8	60.0	57.4	55.3	54.0	56.5	61.5	61.0	60.5
Top Speed [km/h]	62.3	64.3	62.6	60.7	59.0	56.3	54.5	58.1	63.2	62.0	62.2
Avg. Dist. to Rail [m]	6.5	1.6	0.5	0.6	0.3	0.2	1.5	1.0	1.1	0.8	0.4
Avg. Stride Freq. [Hz]	2.2	2.2	2.1	2.1	2.0	2.0	2.0	2.0	2.2	2.1	2.1
Avg. Stride Length [m]	6.6	8.1	8.1	8.0	8.1	7.8	7.6	7.8	7.7	8.1	8.1



[] Ranking at each section and finish
 -.-.- No data available at this section
 NA No data available

Horse/Jockey Name	Our Brave Lini/Brandon Lerena
Finish Rank	3
Fastest Section Time (Section)	0:11.58 (2000-1800)
Top Speed [km/h] (Section)	63.7 (2000-1800)
Race State	Finished



Ipswich QLD --Professional-2026-07-03

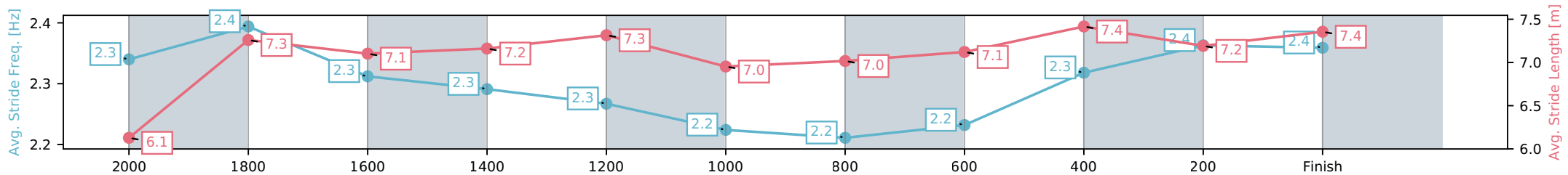
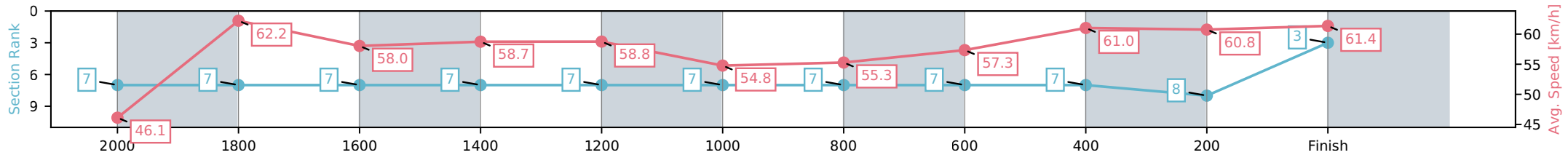
Race 4: GREAT NORTHERN Class 1 Plate - 2180m

03 July 2026 - 1:31PM

Track Rating: Soft 5, Weather: Fine, Rail Position: +6m Entire Circuit



Section	L2180	L2000	L1800	L1600	L1400	L1200	L1000	L800	L600	L400	L200
Section Times	2:16.51 (0:14.15)	2:02.36 [7] (0:11.58)	1:50.77 [7] (0:12.24)	1:38.53 [7] (0:12.25)	1:26.28 [7] (0:12.17)	1:14.11 [7] (0:13.12)	1:01.00 [7] (0:12.99)	0:48.01 [7] (0:12.56)	0:35.45 [7] (0:11.82)	0:23.63 [7] (0:11.97)	0:11.66 [8] (0:11.66)
Average Speed [km/h]	46.1	62.2	58.0	58.7	58.8	54.8	55.3	57.3	61.0	60.8	61.4
Top Speed [km/h]	58.7	63.7	60.6	60.0	60.2	56.3	56.0	61.3	61.9	62.3	63.1
Avg. Dist. to Rail [m]	4.3	0.5	1.5	1.3	1.6	0.5	1.1	0.3	0.9	3.5	2.4
Avg. Stride Freq. [Hz]	2.3	2.4	2.3	2.3	2.3	2.2	2.2	2.2	2.3	2.4	2.4
Avg. Stride Length [m]	6.1	7.3	7.1	7.2	7.3	7.0	7.0	7.1	7.4	7.2	7.4



[] Ranking at each section and finish
 -:-:- No data available at this section
 NA No data available

Horse/Jockey Name	Shawnee Boy/Cejay Graham
Finish Rank	4
Fastest Section Time (Section)	0:11.48 (2000-1800)
Top Speed [km/h] (Section)	63.2 (2000-1800)
Race State	Finished



Ipswich QLD --Professional-2026-07-03

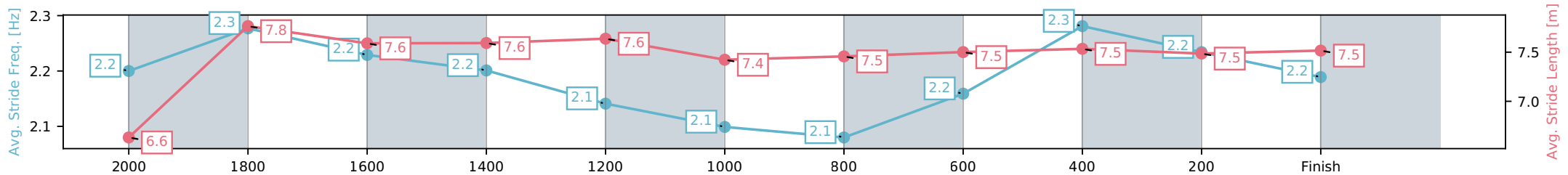
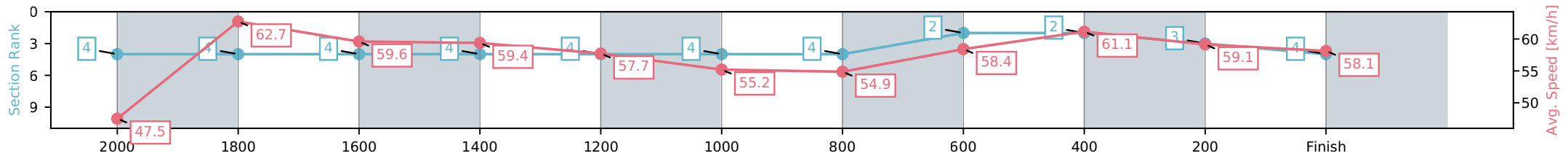
Race 4: GREAT NORTHERN Class 1 Plate - 2180m

03 July 2026 - 1:31PM

Track Rating: Soft 5, Weather: Fine, Rail Position: +6m Entire Circuit



Section	L2180	L2000	L1800	L1600	L1400	L1200	L1000	L800	L600	L400	L200
Section Times	2:16.62 (0:13.75)	2:02.87 [4] (0:11.48)	1:51.39 [4] (0:12.05)	1:39.34 [4] (0:12.12)	1:27.22 [4] (0:12.49)	1:14.73 [4] (0:13.09)	1:01.64 [4] (0:13.10)	0:48.54 [4] (0:12.34)	0:36.20 [2] (0:11.75)	0:24.45 [2] (0:12.15)	0:12.30 [3] (0:12.30)
Average Speed [km/h]	47.5	62.7	59.6	59.4	57.7	55.2	54.9	58.4	61.1	59.1	58.1
Top Speed [km/h]	61.1	63.2	62.3	59.7	59.9	56.1	55.6	61.3	62.5	60.3	59.0
Avg. Dist. to Rail [m]	8.8	2.2	0.5	0.3	0.3	1.0	0.8	0.5	0.8	0.6	1.4
Avg. Stride Freq. [Hz]	2.2	2.3	2.2	2.2	2.1	2.1	2.1	2.2	2.3	2.2	2.2
Avg. Stride Length [m]	6.6	7.8	7.6	7.6	7.6	7.4	7.5	7.5	7.5	7.5	7.5



[] Ranking at each section and finish
 -:-:- No data available at this section
 NA No data available

Horse/Jockey Name	Vega Sicilia/Karl Zechner
Finish Rank	5
Fastest Section Time (Section)	0:11.63 (2000-1800)
Top Speed [km/h] (Section)	63.2 (2000-1800)
Race State	Finished



Ipswich QLD --Professional-2026-07-03

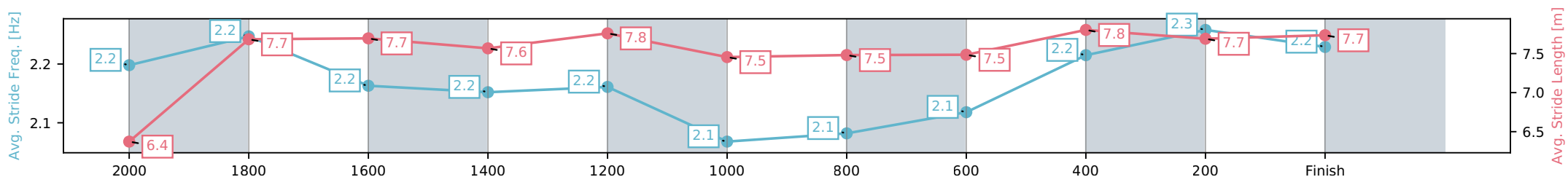
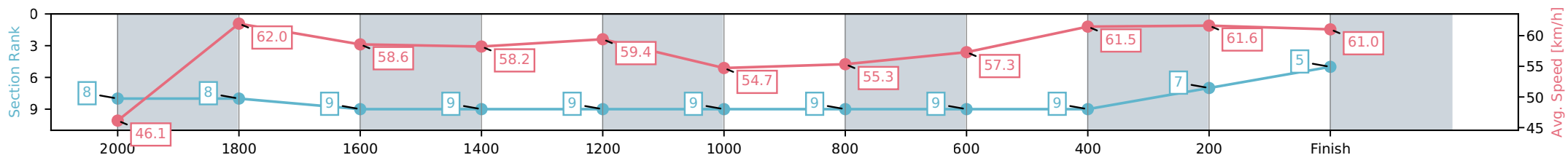
Race 4: GREAT NORTHERN Class 1 Plate - 2180m

03 July 2026 - 1:31PM

Track Rating: Soft 5, Weather: Fine, Rail Position: +6m Entire Circuit



Section	L2180	L2000	L1800	L1600	L1400	L1200	L1000	L800	L600	L400	L200
Section Times	2:16.65 (0:14.18)	2:02.47 [8] (0:11.63)	1:50.84 [8] (0:12.26)	1:38.58 [9] (0:12.38)	1:26.21 [9] (0:12.15)	1:14.06 [9] (0:13.18)	1:00.88 [9] (0:12.98)	0:47.90 [9] (0:12.55)	0:35.36 [9] (0:11.73)	0:23.63 [9] (0:11.82)	0:11.81 [7] (0:11.81)
Average Speed [km/h]	46.1	62.0	58.6	58.2	59.4	54.7	55.3	57.3	61.5	61.6	61.0
Top Speed [km/h]	58.7	63.2	62.0	60.0	60.8	55.9	56.2	61.1	62.2	62.5	62.7
Avg. Dist. to Rail [m]	7.0	0.9	0.5	0.5	0.5	1.1	0.9	0.3	0.4	4.3	4.0
Avg. Stride Freq. [Hz]	2.2	2.2	2.2	2.2	2.2	2.1	2.1	2.1	2.2	2.3	2.2
Avg. Stride Length [m]	6.4	7.7	7.7	7.6	7.8	7.5	7.5	7.5	7.8	7.7	7.7



[] Ranking at each section and finish
 -:-:- No data available at this section
 NA No data available

Horse/Jockey Name	Montevecchio/Julie Busuttin
Finish Rank	6
Fastest Section Time (Section)	0:11.57 (2000-1800)
Top Speed [km/h] (Section)	62.9 (2000-1800)
Race State	Finished



Ipswich QLD --Professional-2026-07-03

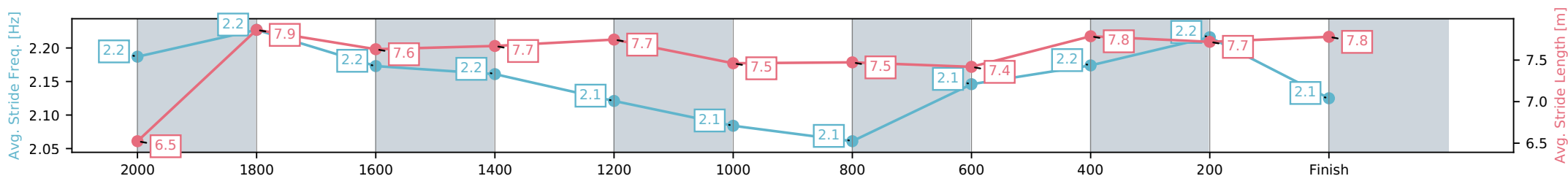
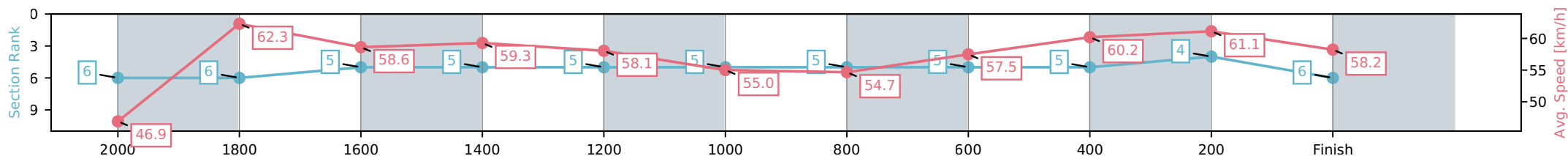
Race 4: GREAT NORTHERN Class 1 Plate - 2180m

03 July 2026 - 1:31PM

Track Rating: Soft 5, Weather: Fine, Rail Position: +6m Entire Circuit



Section	L2180	L2000	L1800	L1600	L1400	L1200	L1000	L800	L600	L400	L200
Section Times	2:16.77 (0:13.90)	2:02.87 [6] (0:11.57)	1:51.29 [6] (0:12.09)	1:39.20 [5] (0:12.14)	1:27.06 [5] (0:12.34)	1:14.72 [5] (0:13.06)	1:01.66 [5] (0:13.11)	0:48.56 [5] (0:12.47)	0:36.08 [5] (0:11.92)	0:24.16 [5] (0:11.79)	0:12.38 [4] (0:12.38)
Average Speed [km/h]	46.9	62.3	58.6	59.3	58.1	55.0	54.7	57.5	60.2	61.1	58.2
Top Speed [km/h]	61.1	62.9	61.5	60.0	59.3	56.3	55.7	60.5	60.9	61.6	60.4
Avg. Dist. to Rail [m]	1.3	1.9	1.9	1.1	1.0	0.4	1.8	0.9	0.8	0.6	0.8
Avg. Stride Freq. [Hz]	2.2	2.2	2.2	2.2	2.1	2.1	2.1	2.1	2.2	2.2	2.1
Avg. Stride Length [m]	6.5	7.9	7.6	7.7	7.7	7.5	7.5	7.4	7.8	7.7	7.8



- [] Ranking at each section and finish
- :-:- No data available at this section
- NA No data available

Horse/Jockey Name	Classic Shiraz/Dylan Turner
Finish Rank	7
Fastest Section Time (Section)	0:11.51 (2000-1800)
Top Speed [km/h] (Section)	63.3 (2000-1800)
Race State	Finished



Ipswich QLD --Professional-2026-07-03

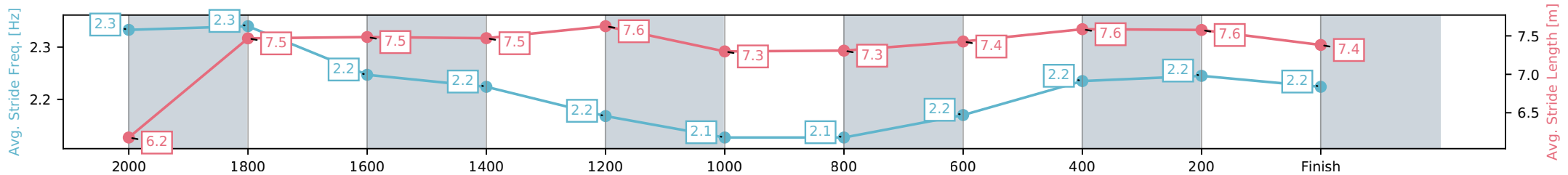
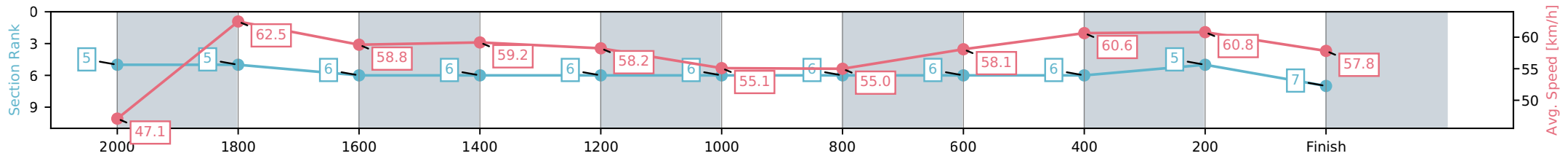
Race 4: GREAT NORTHERN Class 1 Plate - 2180m

03 July 2026 - 1:31PM

Track Rating: Soft 5, Weather: Fine, Rail Position: +6m Entire Circuit



Section	L2180	L2000	L1800	L1600	L1400	L1200	L1000	L800	L600	L400	L200
Section Times	2:17.00 (0:13.86)	2:03.14 [5] (0:11.51)	1:51.63 [5] (0:12.20)	1:39.42 [6] (0:12.17)	1:27.26 [6] (0:12.36)	1:14.89 [6] (0:13.13)	1:01.76 [6] (0:13.06)	0:48.70 [6] (0:12.40)	0:36.30 [6] (0:11.91)	0:24.39 [6] (0:11.94)	0:12.45 [5] (0:12.45)
Average Speed [km/h]	47.1	62.5	58.8	59.2	58.2	55.1	55.0	58.1	60.6	60.8	57.8
Top Speed [km/h]	60.5	63.3	61.1	60.1	59.6	55.7	55.4	61.3	61.2	61.5	60.8
Avg. Dist. to Rail [m]	3.3	0.4	0.7	0.3	0.3	1.0	0.6	0.3	0.9	2.2	1.2
Avg. Stride Freq. [Hz]	2.3	2.3	2.2	2.2	2.2	2.1	2.1	2.2	2.2	2.2	2.2
Avg. Stride Length [m]	6.2	7.5	7.5	7.5	7.6	7.3	7.3	7.4	7.6	7.6	7.4



[] Ranking at each section and finish
 -:-:- No data available at this section
 NA No data available

Horse/Jockey Name	Bolero/Benjamin Osmond
Finish Rank	8
Fastest Section Time (Section)	0:11.62 (2000-1800)
Top Speed [km/h] (Section)	63.7 (2000-1800)
Race State	Finished



Ipswich QLD --Professional-2026-07-03

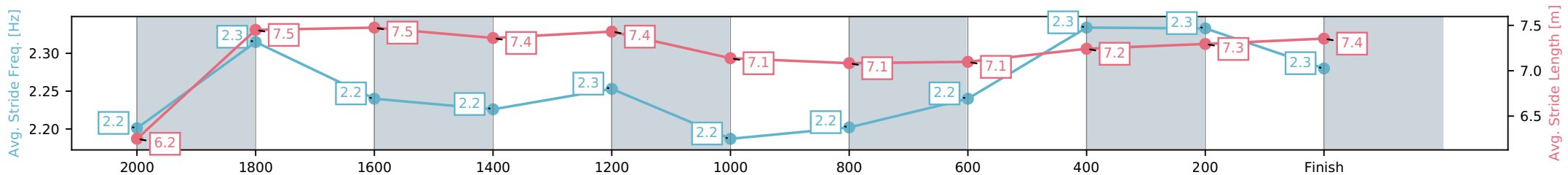
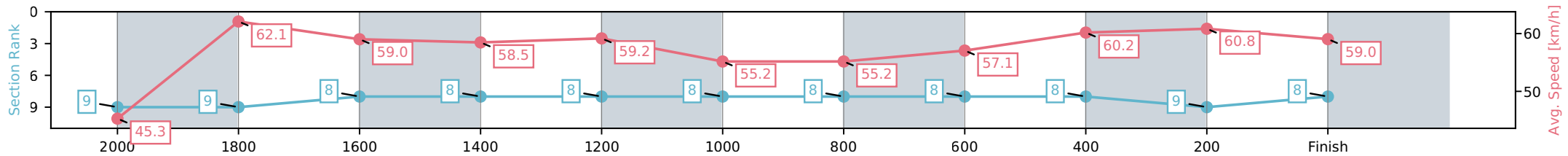
Race 4: GREAT NORTHERN Class 1 Plate - 2180m

03 July 2026 - 1:31PM

Track Rating: Soft 5, Weather: Fine, Rail Position: +6m Entire Circuit



Section	L2180	L2000	L1800	L1600	L1400	L1200	L1000	L800	L600	L400	L200
Section Times	2:17.04 (0:14.44)	2:02.60 [9] (0:11.62)	1:50.99 [9] (0:12.01)	1:38.98 [8] (0:12.32)	1:26.66 [8] (0:12.11)	1:14.55 [8] (0:13.05)	1:01.50 [8] (0:12.98)	0:48.51 [8] (0:12.56)	0:35.95 [8] (0:11.93)	0:24.02 [8] (0:11.86)	0:12.16 [9] (0:12.16)
Average Speed [km/h]	45.3	62.1	59.0	58.5	59.2	55.2	55.2	57.1	60.2	60.8	59.0
Top Speed [km/h]	58.0	63.7	62.3	59.4	60.3	56.3	56.1	60.3	61.1	61.3	61.0
Avg. Dist. to Rail [m]	8.2	1.1	1.8	0.9	0.9	0.2	1.5	1.0	1.0	1.0	0.8
Avg. Stride Freq. [Hz]	2.2	2.3	2.2	2.2	2.3	2.2	2.2	2.2	2.3	2.3	2.3
Avg. Stride Length [m]	6.2	7.5	7.5	7.4	7.4	7.1	7.1	7.1	7.2	7.3	7.4



[] Ranking at each section and finish
 -:-:- No data available at this section
 NA No data available

Horse/Jockey Name	Koojan/Anthony Allen
Finish Rank	9
Fastest Section Time (Section)	0:11.31 (2000-1800)
Top Speed [km/h] (Section)	65.1 (2000-1800)
Race State	Finished



Ipswich QLD --Professional-2026-07-03

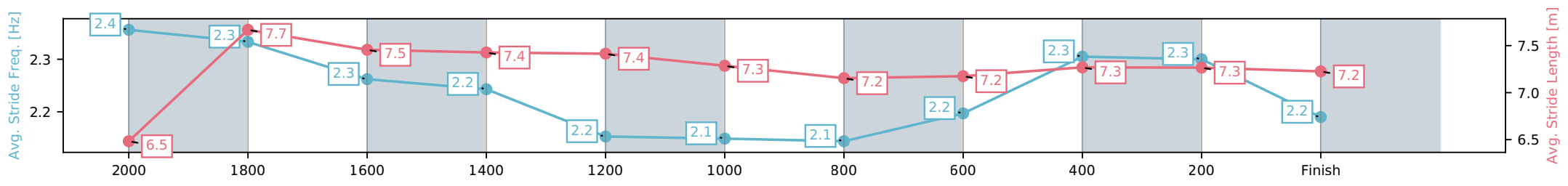
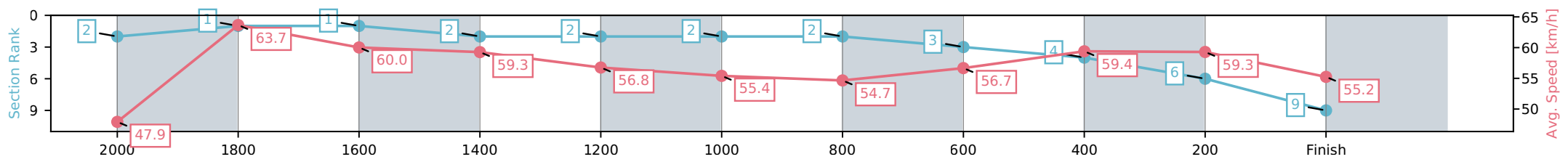
Race 4: GREAT NORTHERN Class 1 Plate - 2180m

03 July 2026 - 1:31PM

Track Rating: Soft 5, Weather: Fine, Rail Position: +6m Entire Circuit



Section	L2180	L2000	L1800	L1600	L1400	L1200	L1000	L800	L600	L400	L200
Section Times	2:17.82 (0:13.66)	2:04.16 [2] (0:11.31)	1:52.85 [1] (0:11.82)	1:41.04 [1] (0:12.12)	1:28.91 [2] (0:12.68)	1:16.24 [2] (0:13.05)	1:03.19 [2] (0:13.15)	0:50.05 [2] (0:12.69)	0:37.35 [3] (0:12.13)	0:25.22 [4] (0:12.20)	0:13.03 [6] (0:13.03)
Average Speed [km/h]	47.9	63.7	60.0	59.3	56.8	55.4	54.7	56.7	59.4	59.3	55.2
Top Speed [km/h]	61.7	65.1	62.2	59.9	57.9	56.6	55.5	59.0	60.2	59.8	59.0
Avg. Dist. to Rail [m]	2.5	0.7	2.0	0.9	0.5	0.9	0.8	0.2	0.4	1.4	0.8
Avg. Stride Freq. [Hz]	2.4	2.3	2.3	2.2	2.2	2.1	2.1	2.2	2.3	2.3	2.2
Avg. Stride Length [m]	6.5	7.7	7.5	7.4	7.4	7.3	7.2	7.2	7.3	7.3	7.2



[] Ranking at each section and finish
 -:-:- No data available at this section
 NA No data available



Ipswich QLD
 Race 5: TAB Maiden Plate - 1350m
 03 July 2026 - 2:07PM



Track Rating: Soft 5, Weather: Fine, Rail Position: +6m Entire Circuit

Field Times (Race Tempo) 1:21.22 (0:11.28) 1:09.94 (0:10.92) 0:59.02 (0:11.16) 0:47.86 (0:11.89) 0:35.97 (0:11.96) 0:24.01 (0:11.91) 0:12.11 (0:12.11)

Rank	TAB#	Horse	Overall Time	First 400m	Top Speed km/h (Section)	L1350	L1200	L1000	L800	L600	L400	L200	
	(BAR#)	Jockey	Margin (DT-W)	Last 600m	Fastest Section (Time)	Start - 1200	1200 - 1000	1000 - 800	800 - 600	600 - 400	400 - 200	200 - Finish	
1	13	Hell Of A High	1:21.22	0:25.38	67.0 (1000-800)	1:21.22	1:09.68 [7]	0:58.56 [8]	0:47.16 [7]	0:35.26 [8]	0:23.33 [8]	0:11.63 [5]	
	(11)	Michael Rodd		0:35.26	1200-1000 (0:11.12)	(0:11.54)	(0:11.12)	(0:11.40)	(0:11.89)	(0:11.93)	(0:11.70)	(0:11.63)	
2	3	English Conqueror	1:21.24	0:24.95	66.6 (1200-1000)	1:21.24	1:09.95 [2]	0:59.03 [2]	0:47.88 [1]	0:35.99 [1]	0:24.03 [1]	0:12.12 [1]	
	(4)	Taylor Marshall	0.1L (+12)	0:35.99	1200-1000 (0:10.92)	(0:11.29)	(0:10.92)	0:11.15	(0:11.89)	(0:11.96)	(0:11.91)	(0:12.12)	
3	4	I Say I Say	1:21.34	0:24.97	66.4 (1000-800)	1:21.34	1:10.06 [1]	0:59.10 [3]	0:47.74 [3]	0:35.81 [4]	0:23.84 [4]	0:12.12 [2]	
	(9)	Ashley Butler	0.7L (+0)	0:35.80	1200-1000 (0:10.96)	0:11.28	(0:10.96)	(0:11.37)	(0:11.93)	(0:11.96)	(0:11.72)	(0:12.12)	
4	10	Captivate Legend	1:21.61	0:25.18	66.9 (1200-1000)	1:21.61	1:10.27 [3]	0:59.22 [5]	0:47.86 [5]	0:36.02 [5]	0:24.08 [5]	0:12.18 [3]	
	(10)	Tiffani Brooker	2.3L (-7)	0:36.02	1200-1000 (0:11.05)	(0:11.34)	(0:11.05)	(0:11.36)	(0:11.83)	(0:11.94)	(0:11.90)	(0:12.18)	
5	5	Nasiron	1:21.67	0:25.38	66.6 (1200-1000)	1:21.67	1:10.08 [8]	0:59.10 [6]	0:47.74 [6]	0:35.90 [6]	0:23.84 [7]	0:12.03 [6]	
	(3)	Aidan Keeley	2.6L (+10)	0:35.90	1200-1000 (0:10.98)	(0:11.60)	(0:10.98)	(0:11.35)	(0:11.84)	(0:12.06)	(0:11.81)	(0:12.03)	
6	8	Wild Bean	1:21.90	0:25.40	66.2 (1200-1000)	1:21.90	1:10.27 [9]	0:59.27 [7]	0:47.69 [10]	0:35.85 [9]	0:23.91 [9]	0:12.19 [8]	
	(1)	Cejay Graham	4.0L (+9)	0:35.85	1200-1000 (0:10.99)	(0:11.63)	(0:10.99)	(0:11.58)	(0:11.84)	(0:11.94)	(0:11.72)	(0:12.19)	
7	2	Coccinella	1:21.94	0:25.62	66.8 (1200-1000)	1:21.94	1:10.17 [10]	0:59.12 [11]	0:47.60 [11]	0:35.67 [12]	0:23.76 [12]	0:12.08 [10]	
	(2)	Karl Zechner	4.2L (+3)	0:35.67	1200-1000 (0:11.04)	(0:11.77)	(0:11.04)	(0:11.52)	(0:11.92)	(0:11.91)	0:11.68	(0:12.08)	
8	18	Hansaglory	1:22.16	0:25.56	67.5 (1200-1000)	1:22.16	1:10.33 [11]	0:59.37 [10]	0:47.99 [9]	0:36.03 [10]	0:24.06 [11]	0:12.30 [9]	
	(13)	Adin Thompson	5.5L (-6)	0:36.03	1200-1000 (0:10.96)	(0:11.83)	(0:10.96)	(0:11.38)	(0:11.96)	(0:11.97)	(0:11.76)	(0:12.30)	
9	17	Esther Mary	1:22.22	0:25.79	66.9 (1000-800)	1:22.22	1:10.38 [12]	0:59.16 [12]	0:47.85 [12]	0:36.00 [11]	0:24.18 [10]	0:12.26 [12]	
	(7)	Jett Newman	5.9L (-6)	0:36.00	1200-1000 (0:11.22)	(0:11.84)	(0:11.22)	(0:11.30)	(0:11.86)	(0:11.81)	(0:11.93)	(0:12.26)	
10	11	Queen Of Light	1:22.53	0:24.89	67.4 (1000-800)	1:22.53	1:11.19 [4]	1:00.33 [1]	0:49.10 [2]	0:37.18 [2]	0:25.12 [2]	0:12.99 [4]	
	(6)	Daniel Moor	7.7L (-5)	0:37.18	1200-1000 (0:10.86)	(0:11.34)	0:10.86	(0:11.23)	(0:11.92)	(0:12.06)	(0:12.13)	(0:12.99)	

Scratched: Rosa Kiss (#1), Painted Dancer (#6), Bassett's Choice (#12), Voltessa (#14), Pure Audacity (#15)

Report Created: Fri 03 July 2026

(Note: Races are conducted over an approximate distance as close as possible to the advertised distance, and recorded data may vary accordingly. Official times refer to race times only and do not include handicap times.)

[] Position in running at each section and finish
 TAB# Saddle cloth number
 -:-:- No data available at this section
 BAR# Barrier/Gate Position
 NA No data available
 DNF Did not finish
 DNT Did not track
 DT-W Distance travelled compared to winner in metres

Fastest split
 Fastest section

data processed by TRIPLESDATA



Ipswich QLD
 Race 5: TAB Maiden Plate - 1350m
 03 July 2026 - 2:07PM



Track Rating: Soft 5, Weather: Fine, Rail Position: +6m Entire Circuit

Field Times (Race Tempo) 1:21.22 (0:11.28) 1:09.94 (0:10.92) 0:59.02 (0:11.16) 0:47.86 (0:11.89) 0:35.97 (0:11.96) 0:24.01 (0:11.91) 0:12.11 (0:12.11)

Rank	TAB#	Horse	Overall Time	First 400m	Top Speed km/h (Section)	L1350	L1200	L1000	L800	L600	L400	L200	
	(BAR#)	Jockey	Margin (DT-W)	Last 600m	Fastest Section (Time)	Start - 1200	1200 - 1000	1000 - 800	800 - 600	600 - 400	400 - 200	200 - Finish	
11	7	Shrewdness	1:22.83	0:26.22	64.6 (1200-1000)	1:22.83	1:10.83 [13]	0:59.41 [13]	0:48.08 [13]	0:36.28 [13]	0:24.49 [13]	0:12.37 [13]	
	(12)	Emily Lang	9.5L (-5)	0:36.29	1000-800 (0:11.33)	(0:12.00)	(0:11.42)	(0:11.33)	(0:11.79)	(0:11.80)	(0:12.12)	(0:12.37)	
12	9	Bloods A Rushin'	1:23.07	0:25.45	65.6 (1200-1000)	1:23.07	1:11.54 [6]	1:00.39 [9]	0:49.00 [8]	0:37.27 [7]	0:25.33 [6]	0:13.16 [11]	
	(8)	Jason Taylor	10.9L (-10)	0:37.26	1200-1000 (0:11.15)	(0:11.53)	(0:11.15)	(0:11.39)	(0:11.73)	(0:11.94)	(0:12.16)	(0:13.16)	
13	16	Seeyoulaterjohnny	1:23.49	0:25.14	66.9 (1000-800)	1:23.49	1:12.07 [5]	1:01.11 [4]	0:49.81 [4]	0:38.00 [3]	0:26.00 [3]	0:13.80 [7]	
	(5)	Dale Smith	13.3L (+6)	0:38.00	1200-1000 (0:10.96)	(0:11.42)	(0:10.96)	(0:11.30)	(0:11.81)	(0:12.00)	(0:12.20)	(0:13.80)	

Scratched: Rosa Kiss (#1), Painted Dancer (#6), Bassett's Choice (#12), Voltessa (#14), Pure Audacity (#15)

Report Created: Fri 03 July 2026

(Note: Races are conducted over an approximate distance as close as possible to the advertised distance, and recorded data may vary accordingly. Official times refer to race times only and do not include handicap times.)

[] Position in running at each section and finish TAB# Saddle cloth number
 -:-:- No data available at this section BAR# Barrier/Gate Position
 NA No data available DNF Did not finish
 DNT Did not track DT-W Distance travelled compared to winner in metres

Fastest split
 Fastest section

data processed by TRIPLESDATA

Horse/Jockey Name	Hell Of A High/Michael Rodd
Finish Rank	1
Fastest Section Time (Section)	0:11.12 (1200-1000)
Top Speed [km/h] (Section)	67.0 (1000-800)
Race State	Finished



Ipswich QLD --Professional-2026-07-03

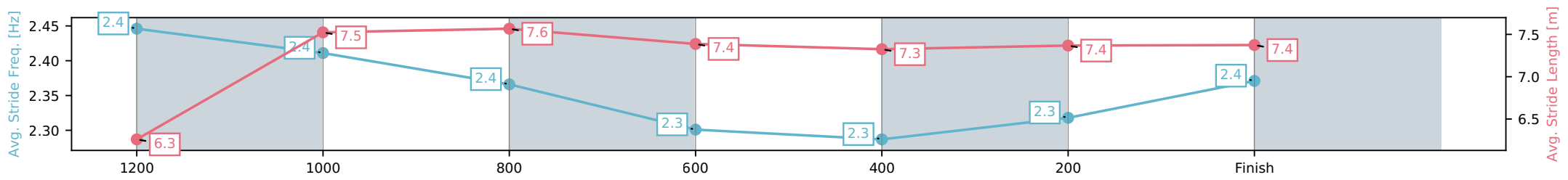
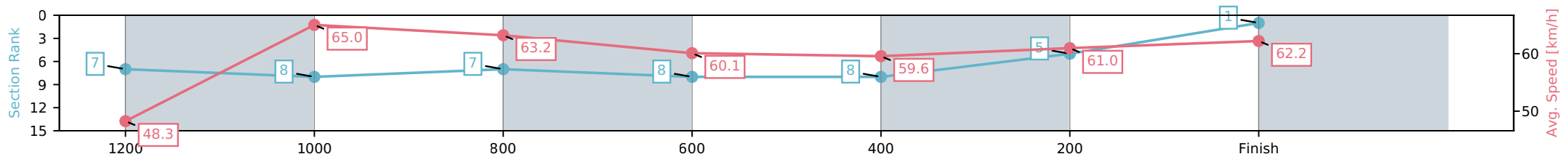
Race 5: TAB Maiden Plate - 1350m

03 July 2026 - 2:07PM

Track Rating: Soft 5, Weather: Fine, Rail Position: +6m Entire Circuit



Section	L1350	L1200	L1000	L800	L600	L400	L200
Section Times	1:21.22 (0:11.54)	1:09.68 [7] (0:11.12)	0:58.56 [8] (0:11.40)	0:47.16 [7] (0:11.89)	0:35.26 [8] (0:11.93)	0:23.33 [8] (0:11.70)	0:11.63 [5] (0:11.63)
Average Speed [km/h]	48.3	65.0	63.2	60.1	59.6	61.0	62.2
Top Speed [km/h]	62.7	66.4	67.0	62.0	60.5	63.1	62.6
Avg. Dist. to Rail [m]	7.8	3.2	0.5	1.8	3.3	1.6	2.2
Avg. Stride Freq. [Hz]	2.4	2.4	2.4	2.3	2.3	2.3	2.4
Avg. Stride Length [m]	6.3	7.5	7.6	7.4	7.3	7.4	7.4



[] Ranking at each section and finish
 -:-:- No data available at this section
 NA No data available

Horse/Jockey Name	English Conqueror/Taylor Marshall
Finish Rank	2
Fastest Section Time (Section)	0:10.92 (1200-1000)
Top Speed [km/h] (Section)	66.6 (1200-1000)
Race State	Finished



Ipswich QLD --Professional-2026-07-03

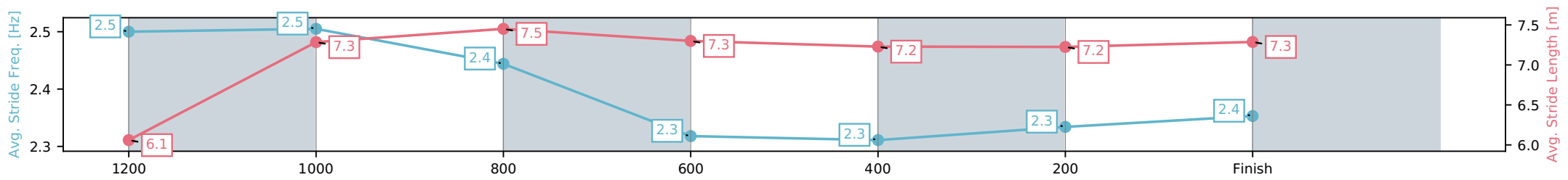
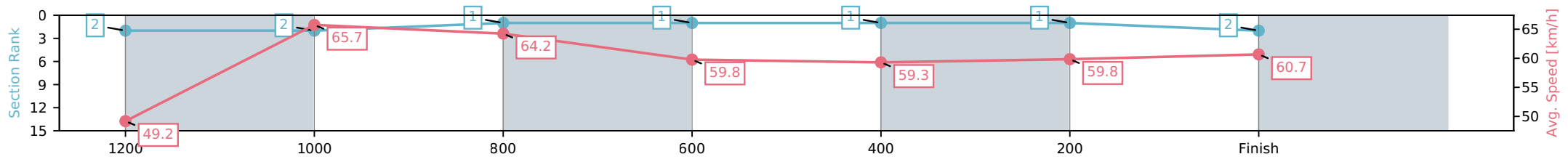
Race 5: TAB Maiden Plate - 1350m

03 July 2026 - 2:07PM

Track Rating: Soft 5, Weather: Fine, Rail Position: +6m Entire Circuit



Section	L1350	L1200	L1000	L800	L600	L400	L200
Section Times	1:21.24 (0:11.29)	1:09.95 [2] (0:10.92)	0:59.03 [2] (0:11.15)	0:47.88 [1] (0:11.89)	0:35.99 [1] (0:11.96)	0:24.03 [1] (0:11.91)	0:12.12 [1] (0:12.12)
Average Speed [km/h]	49.2	65.7	64.2	59.8	59.3	59.8	60.7
Top Speed [km/h]	63.5	66.6	66.0	60.5	59.8	61.3	61.6
Avg. Dist. to Rail [m]	1.7	0.7	2.4	3.5	3.6	2.6	2.4
Avg. Stride Freq. [Hz]	2.5	2.5	2.4	2.3	2.3	2.3	2.4
Avg. Stride Length [m]	6.1	7.3	7.5	7.3	7.2	7.2	7.3



[] Ranking at each section and finish
 -:-:- No data available at this section
 NA No data available

Horse/Jockey Name	I Say I Say/Ashley Butler
Finish Rank	3
Fastest Section Time (Section)	0:10.96 (1200-1000)
Top Speed [km/h] (Section)	66.4 (1000-800)
Race State	Finished



Ipswich QLD --Professional-2026-07-03

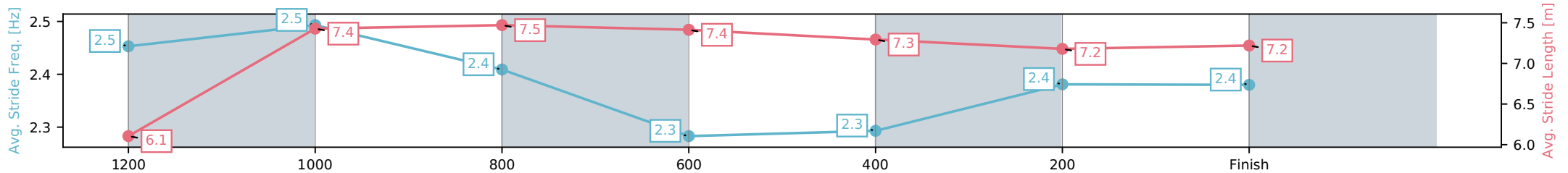
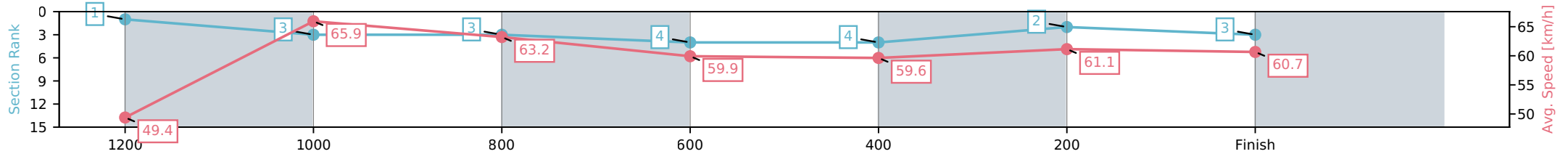
Race 5: TAB Maiden Plate - 1350m

03 July 2026 - 2:07PM

Track Rating: Soft 5, Weather: Fine, Rail Position: +6m Entire Circuit



Section	L1350	L1200	L1000	L800	L600	L400	L200
Section Times	1:21.34 (0:11.28)	1:10.06 [1] (0:10.96)	0:59.10 [3] (0:11.37)	0:47.74 [3] (0:11.93)	0:35.81 [4] (0:11.96)	0:23.84 [4] (0:11.72)	0:12.12 [2] (0:12.12)
Average Speed [km/h]	49.4	65.9	63.2	59.9	59.6	61.1	60.7
Top Speed [km/h]	65.7	66.3	66.4	60.6	60.2	62.6	62.4
Avg. Dist. to Rail [m]	6.0	3.1	0.6	2.0	2.4	0.7	1.0
Avg. Stride Freq. [Hz]	2.5	2.5	2.4	2.3	2.3	2.4	2.4
Avg. Stride Length [m]	6.1	7.4	7.5	7.4	7.3	7.2	7.2



- [] Ranking at each section and finish
- :-:- No data available at this section
- NA No data available

Horse/Jockey Name	Captivate Legend/Tiffani Brooker
Finish Rank	4
Fastest Section Time (Section)	0:11.05 (1200-1000)
Top Speed [km/h] (Section)	66.9 (1200-1000)
Race State	Finished



Ipswich QLD --Professional-2026-07-03

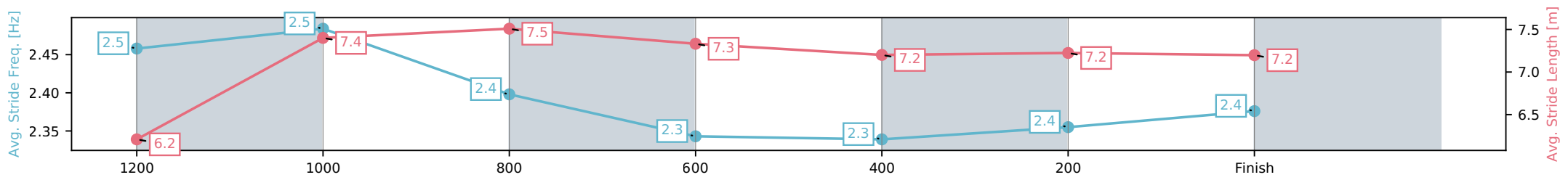
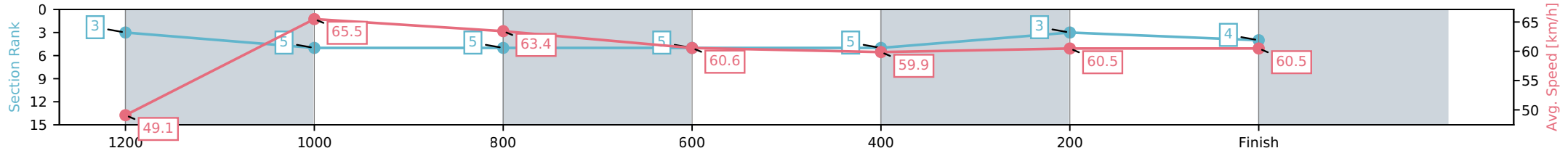
Race 5: TAB Maiden Plate - 1350m

03 July 2026 - 2:07PM

Track Rating: Soft 5, Weather: Fine, Rail Position: +6m Entire Circuit



Section	L1350	L1200	L1000	L800	L600	L400	L200
Section Times	1:21.61 (0:11.34)	1:10.27 [3] (0:11.05)	0:59.22 [5] (0:11.36)	0:47.86 [5] (0:11.83)	0:36.02 [5] (0:11.94)	0:24.08 [5] (0:11.90)	0:12.18 [3] (0:12.18)
Average Speed [km/h]	49.1	65.5	63.4	60.6	59.9	60.5	60.5
Top Speed [km/h]	64.5	66.9	65.0	61.5	60.3	61.9	61.9
Avg. Dist. to Rail [m]	7.1	4.4	0.7	1.2	1.6	0.7	1.5
Avg. Stride Freq. [Hz]	2.5	2.5	2.4	2.3	2.3	2.4	2.4
Avg. Stride Length [m]	6.2	7.4	7.5	7.3	7.2	7.2	7.2



[] Ranking at each section and finish
 -:-:- No data available at this section
 NA No data available

Horse/Jockey Name	Nasiron/Aidan Keeley
Finish Rank	5
Fastest Section Time (Section)	0:10.98 (1200-1000)
Top Speed [km/h] (Section)	66.6 (1200-1000)
Race State	Finished



Ipswich QLD --Professional-2026-07-03

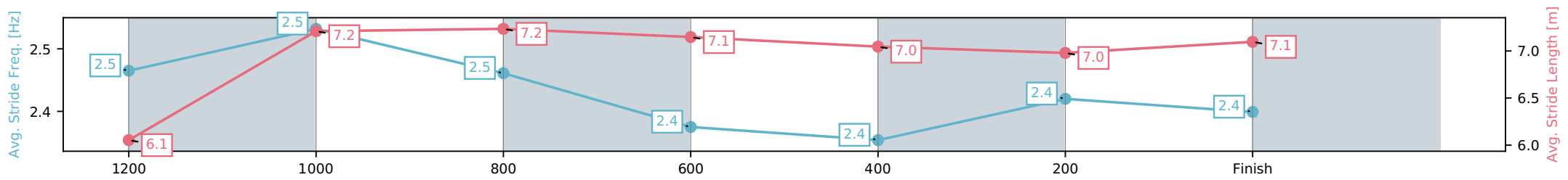
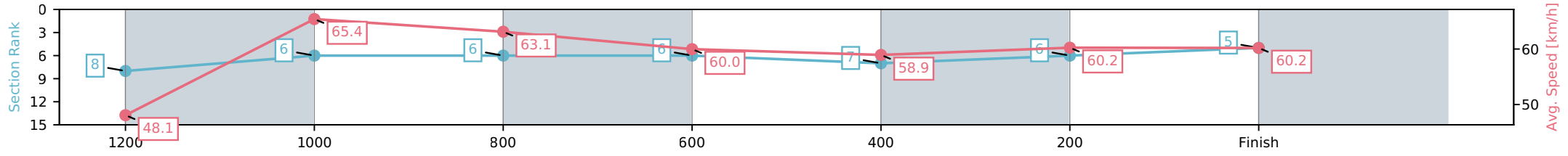
Race 5: TAB Maiden Plate - 1350m

03 July 2026 - 2:07PM

Track Rating: Soft 5, Weather: Fine, Rail Position: +6m Entire Circuit



Section	L1350	L1200	L1000	L800	L600	L400	L200
Section Times	1:21.67 (0:11.60)	1:10.08 [8] (0:10.98)	0:59.10 [6] (0:11.35)	0:47.74 [6] (0:11.84)	0:35.90 [6] (0:12.06)	0:23.84 [7] (0:11.81)	0:12.03 [6] (0:12.03)
Average Speed [km/h]	48.1	65.4	63.1	60.0	58.9	60.2	60.2
Top Speed [km/h]	61.7	66.6	64.8	61.8	60.3	62.7	61.4
Avg. Dist. to Rail [m]	0.9	0.7	2.1	3.3	3.2	3.0	3.1
Avg. Stride Freq. [Hz]	2.5	2.5	2.5	2.4	2.4	2.4	2.4
Avg. Stride Length [m]	6.1	7.2	7.2	7.1	7.0	7.0	7.1



[] Ranking at each section and finish
 -:-:- No data available at this section
 NA No data available

Horse/Jockey Name	Wild Bean/Cejay Graham
Finish Rank	6
Fastest Section Time (Section)	0:10.99 (1200-1000)
Top Speed [km/h] (Section)	66.2 (1200-1000)
Race State	Finished



Ipswich QLD --Professional-2026-07-03

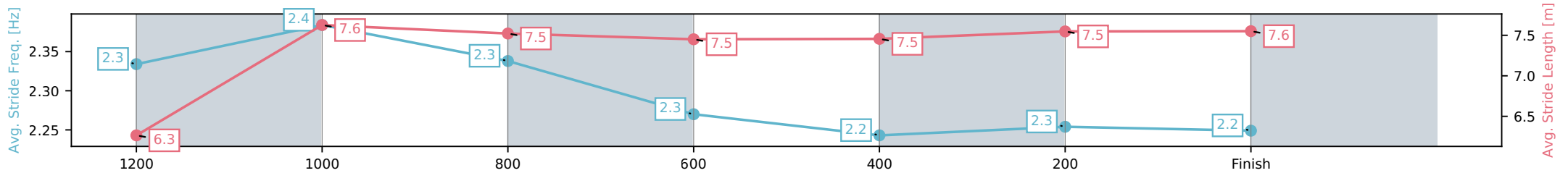
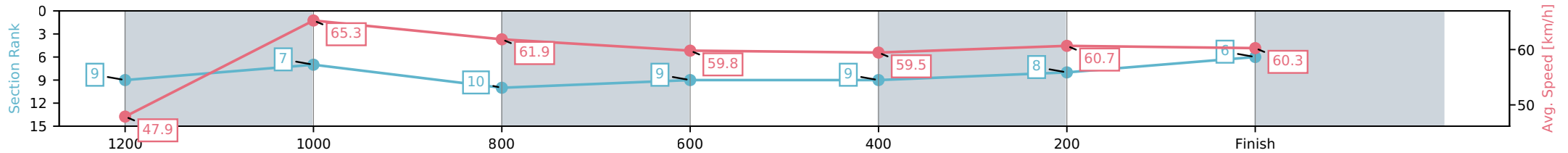
Race 5: TAB Maiden Plate - 1350m

03 July 2026 - 2:07PM

Track Rating: Soft 5, Weather: Fine, Rail Position: +6m Entire Circuit



Section	L1350	L1200	L1000	L800	L600	L400	L200
Section Times	1:21.90 (0:11.63)	1:10.27 [9] (0:10.99)	0:59.27 [7] (0:11.58)	0:47.69 [10] (0:11.84)	0:35.85 [9] (0:11.94)	0:23.91 [9] (0:11.72)	0:12.19 [8] (0:12.19)
Average Speed [km/h]	47.9	65.3	61.9	59.8	59.5	60.7	60.3
Top Speed [km/h]	62.9	66.2	65.7	60.9	60.2	62.0	61.7
Avg. Dist. to Rail [m]	1.2	1.2	2.9	3.9	3.7	2.0	0.3
Avg. Stride Freq. [Hz]	2.3	2.4	2.3	2.3	2.2	2.3	2.2
Avg. Stride Length [m]	6.3	7.6	7.5	7.5	7.5	7.5	7.6



[] Ranking at each section and finish
 -:-:- No data available at this section
 NA No data available

Horse/Jockey Name	Coccinella/Karl Zechner
Finish Rank	7
Fastest Section Time (Section)	0:11.04 (1200-1000)
Top Speed [km/h] (Section)	66.8 (1200-1000)
Race State	Finished



Ipswich QLD --Professional-2026-07-03

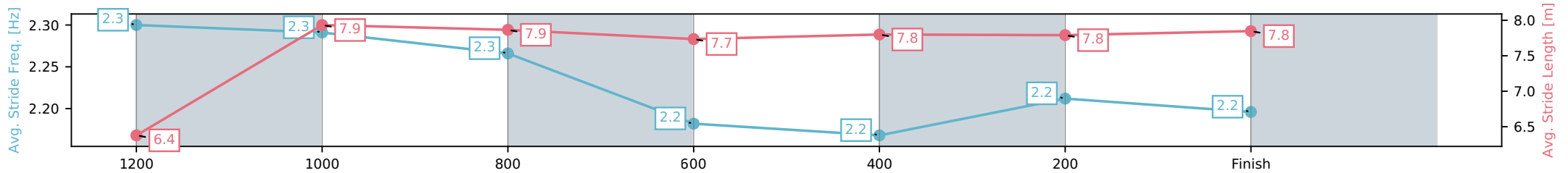
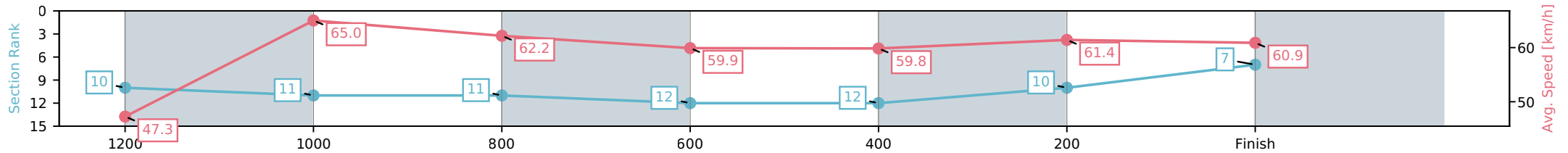
Race 5: TAB Maiden Plate - 1350m

03 July 2026 - 2:07PM

Track Rating: Soft 5, Weather: Fine, Rail Position: +6m Entire Circuit



Section	L1350	L1200	L1000	L800	L600	L400	L200
Section Times	1:21.94 (0:11.77)	1:10.17 [10] (0:11.04)	0:59.12 [11] (0:11.52)	0:47.60 [11] (0:11.92)	0:35.67 [12] (0:11.91)	0:23.76 [12] (0:11.68)	0:12.08 [10] (0:12.08)
Average Speed [km/h]	47.3	65.0	62.2	59.9	59.8	61.4	60.9
Top Speed [km/h]	62.2	66.8	64.8	60.9	60.8	61.9	61.7
Avg. Dist. to Rail [m]	0.8	0.7	2.0	2.3	2.0	1.4	3.8
Avg. Stride Freq. [Hz]	2.3	2.3	2.3	2.2	2.2	2.2	2.2
Avg. Stride Length [m]	6.4	7.9	7.9	7.7	7.8	7.8	7.8



[] Ranking at each section and finish
 -:-:- No data available at this section
 NA No data available

Horse/Jockey Name	Hansaglory/Adin Thompson
Finish Rank	8
Fastest Section Time (Section)	0:10.96 (1200-1000)
Top Speed [km/h] (Section)	67.5 (1200-1000)
Race State	Finished



Ipswich QLD --Professional-2026-07-03

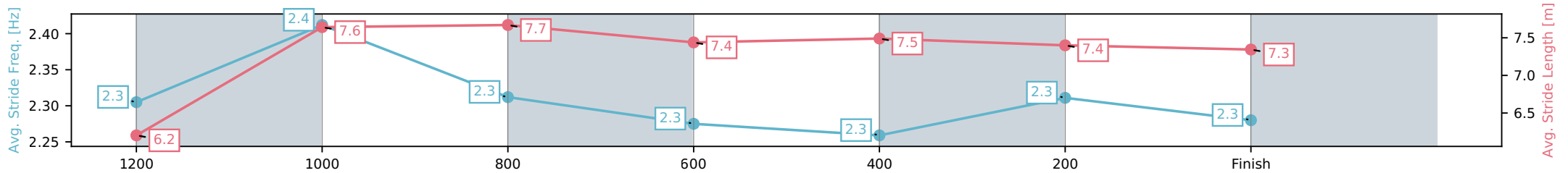
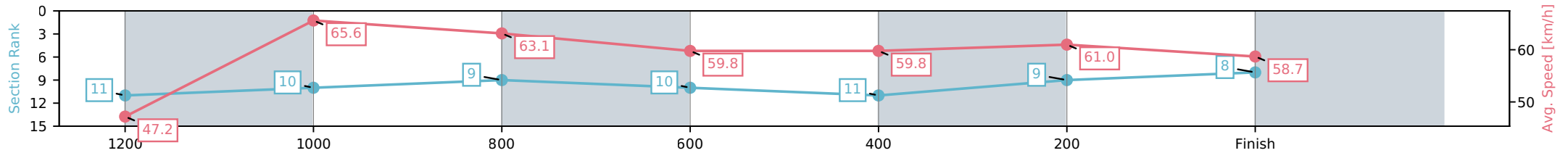
Race 5: TAB Maiden Plate - 1350m

03 July 2026 - 2:07PM

Track Rating: Soft 5, Weather: Fine, Rail Position: +6m Entire Circuit



Section	L1350	L1200	L1000	L800	L600	L400	L200
Section Times	1:22.16 (0:11.83)	1:10.33 [11] (0:10.96)	0:59.37 [10] (0:11.38)	0:47.99 [9] (0:11.96)	0:36.03 [10] (0:11.97)	0:24.06 [11] (0:11.76)	0:12.30 [9] (0:12.30)
Average Speed [km/h]	47.2	65.6	63.1	59.8	59.8	61.0	58.7
Top Speed [km/h]	65.2	67.5	65.5	61.8	60.7	62.2	62.0
Avg. Dist. to Rail [m]	9.1	1.3	1.3	1.9	1.4	1.3	2.3
Avg. Stride Freq. [Hz]	2.3	2.4	2.3	2.3	2.3	2.3	2.3
Avg. Stride Length [m]	6.2	7.6	7.7	7.4	7.5	7.4	7.3



[] Ranking at each section and finish
 -:-:- No data available at this section
 NA No data available

Horse/Jockey Name	Esther Mary/Jett Newman
Finish Rank	9
Fastest Section Time (Section)	0:11.22 (1200-1000)
Top Speed [km/h] (Section)	66.9 (1000-800)
Race State	Finished



Ipswich QLD --Professional-2026-07-03

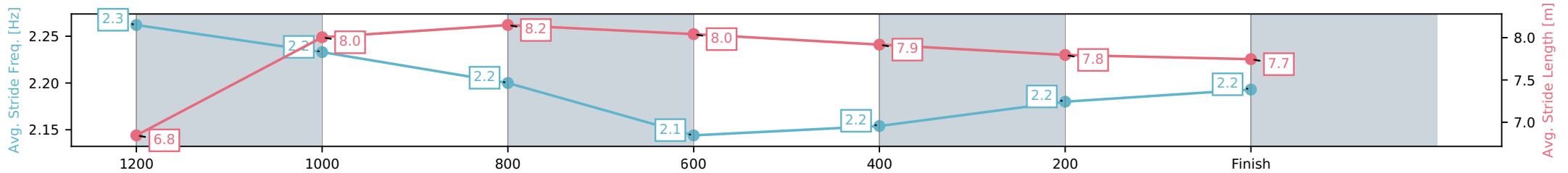
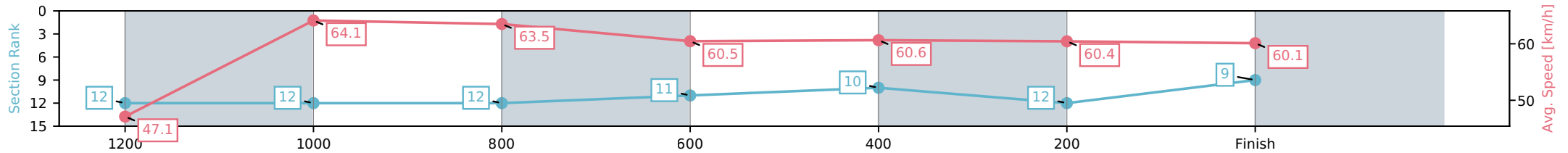
Race 5: TAB Maiden Plate - 1350m

03 July 2026 - 2:07PM

Track Rating: Soft 5, Weather: Fine, Rail Position: +6m Entire Circuit



Section	L1350	L1200	L1000	L800	L600	L400	L200
Section Times	1:22.22 (0:11.84)	1:10.38 [12] (0:11.22)	0:59.16 [12] (0:11.30)	0:47.85 [12] (0:11.86)	0:36.00 [11] (0:11.81)	0:24.18 [10] (0:11.93)	0:12.26 [12] (0:12.26)
Average Speed [km/h]	47.1	64.1	63.5	60.5	60.6	60.4	60.1
Top Speed [km/h]	61.7	65.3	66.9	61.5	61.5	60.8	61.6
Avg. Dist. to Rail [m]	4.0	0.7	1.0	1.3	0.9	2.3	6.3
Avg. Stride Freq. [Hz]	2.3	2.2	2.2	2.1	2.2	2.2	2.2
Avg. Stride Length [m]	6.8	8.0	8.2	8.0	7.9	7.8	7.7



[] Ranking at each section and finish
 -:-:- No data available at this section
 NA No data available

Horse/Jockey Name	Queen Of Light/Daniel Moor
Finish Rank	10
Fastest Section Time (Section)	0:10.86 (1200-1000)
Top Speed [km/h] (Section)	67.4 (1000-800)
Race State	Finished



Ipswich QLD --Professional-2026-07-03

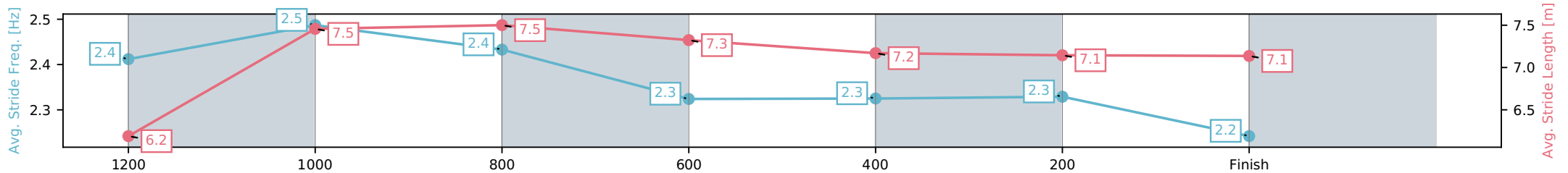
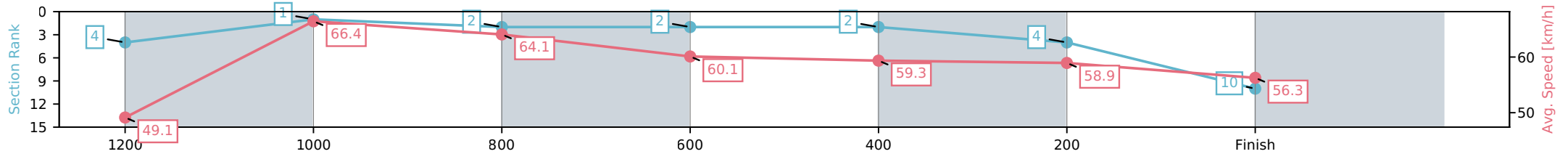
Race 5: TAB Maiden Plate - 1350m

03 July 2026 - 2:07PM

Track Rating: Soft 5, Weather: Fine, Rail Position: +6m Entire Circuit



Section	L1350	L1200	L1000	L800	L600	L400	L200
Section Times	1:22.53 (0:11.34)	1:11.19 [4] (0:10.86)	1:00.33 [1] (0:11.23)	0:49.10 [2] (0:11.92)	0:37.18 [2] (0:12.06)	0:25.12 [2] (0:12.13)	0:12.99 [4] (0:12.99)
Average Speed [km/h]	49.1	66.4	64.1	60.1	59.3	58.9	56.3
Top Speed [km/h]	64.9	67.3	67.4	61.3	60.1	60.0	58.2
Avg. Dist. to Rail [m]	3.8	2.3	0.4	1.3	1.5	2.1	2.4
Avg. Stride Freq. [Hz]	2.4	2.5	2.4	2.3	2.3	2.3	2.2
Avg. Stride Length [m]	6.2	7.5	7.5	7.3	7.2	7.1	7.1



- [] Ranking at each section and finish
- :-:- No data available at this section
- NA No data available

Horse/Jockey Name	Shrewdness/Emily Lang
Finish Rank	11
Fastest Section Time (Section)	0:11.33 (1000-800)
Top Speed [km/h] (Section)	64.6 (1200-1000)
Race State	Finished



Ipswich QLD --Professional-2026-07-03

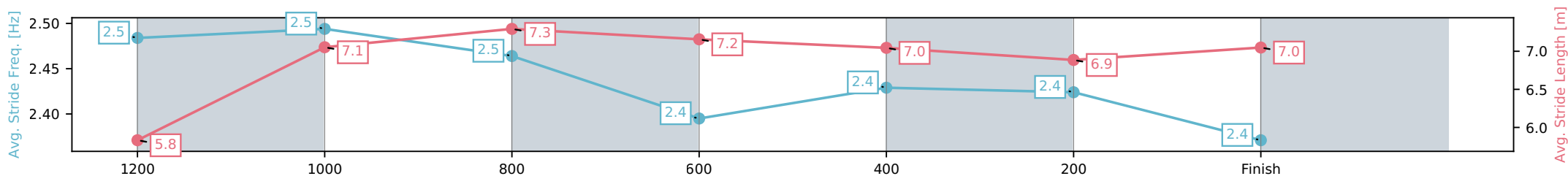
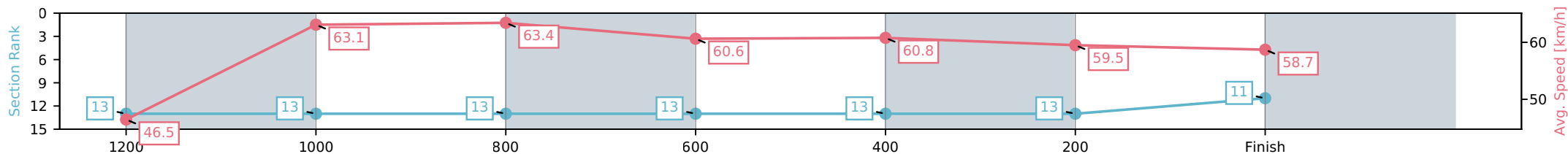
Race 5: TAB Maiden Plate - 1350m

03 July 2026 - 2:07PM

Track Rating: Soft 5, Weather: Fine, Rail Position: +6m Entire Circuit



Section	L1350	L1200	L1000	L800	L600	L400	L200
Section Times	1:22.83 (0:12.00)	1:10.83 [13] (0:11.42)	0:59.41 [13] (0:11.33)	0:48.08 [13] (0:11.79)	0:36.28 [13] (0:11.80)	0:24.49 [13] (0:12.12)	0:12.37 [13] (0:12.37)
Average Speed [km/h]	46.5	63.1	63.4	60.6	60.8	59.5	58.7
Top Speed [km/h]	61.6	64.6	64.4	62.6	61.9	61.9	61.8
Avg. Dist. to Rail [m]	8.6	1.6	1.0	1.5	1.1	0.8	1.0
Avg. Stride Freq. [Hz]	2.5	2.5	2.5	2.4	2.4	2.4	2.4
Avg. Stride Length [m]	5.8	7.1	7.3	7.2	7.0	6.9	7.0



- [] Ranking at each section and finish
- :-:- No data available at this section
- NA No data available

Horse/Jockey Name	Bloods A Rushin'/Jason Taylor
Finish Rank	12
Fastest Section Time (Section)	0:11.15 (1200-1000)
Top Speed [km/h] (Section)	65.6 (1200-1000)
Race State	Finished



Ipswich QLD --Professional-2026-07-03

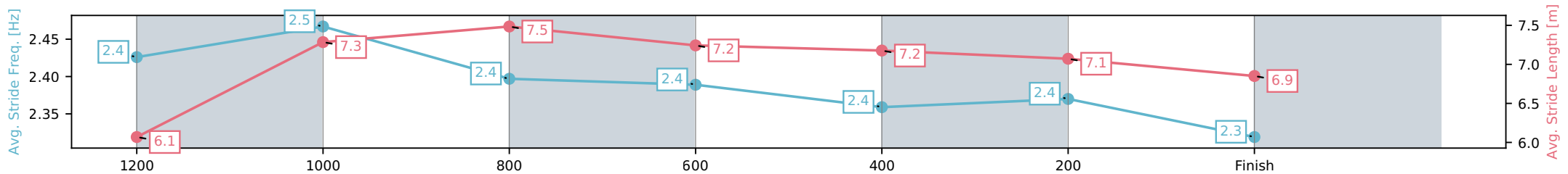
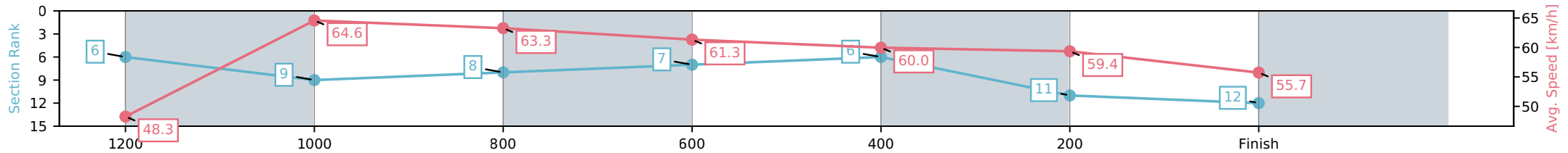
Race 5: TAB Maiden Plate - 1350m

03 July 2026 - 2:07PM

Track Rating: Soft 5, Weather: Fine, Rail Position: +6m Entire Circuit



Section	L1350	L1200	L1000	L800	L600	L400	L200
Section Times	1:23.07 (0:11.53)	1:11.54 [6] (0:11.15)	1:00.39 [9] (0:11.39)	0:49.00 [8] (0:11.73)	0:37.27 [7] (0:11.94)	0:25.33 [6] (0:12.16)	0:13.16 [11] (0:13.16)
Average Speed [km/h]	48.3	64.6	63.3	61.3	60.0	59.4	55.7
Top Speed [km/h]	61.5	65.6	65.5	62.7	60.4	60.4	59.2
Avg. Dist. to Rail [m]	4.8	1.7	0.4	0.4	0.9	1.9	4.2
Avg. Stride Freq. [Hz]	2.4	2.5	2.4	2.4	2.4	2.4	2.3
Avg. Stride Length [m]	6.1	7.3	7.5	7.2	7.2	7.1	6.9



- [] Ranking at each section and finish
- :-:- No data available at this section
- NA No data available

Horse/Jockey Name	Seeyoulaterjohnny/Dale Smith
Finish Rank	13
Fastest Section Time (Section)	0:10.96 (1200-1000)
Top Speed [km/h] (Section)	66.9 (1000-800)
Race State	Finished



Ipswich QLD --Professional-2026-07-03

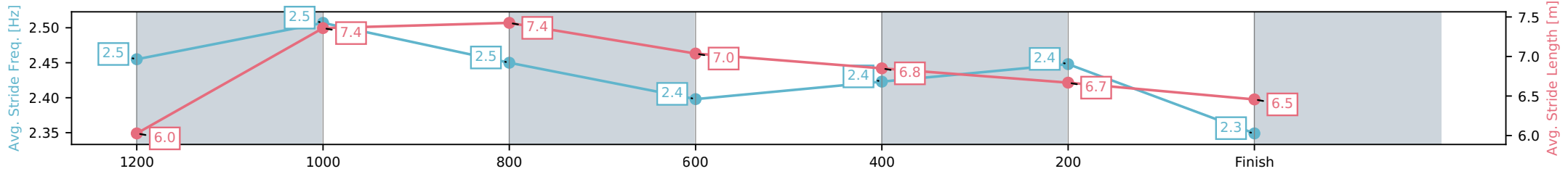
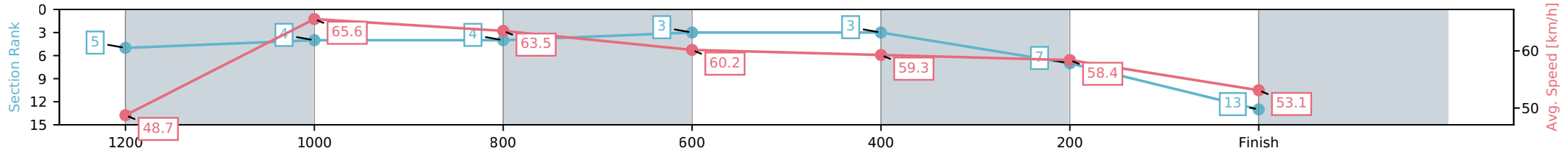
Race 5: TAB Maiden Plate - 1350m

03 July 2026 - 2:07PM

Track Rating: Soft 5, Weather: Fine, Rail Position: +6m Entire Circuit



Section	L1350	L1200	L1000	L800	L600	L400	L200
Section Times	1:23.49 (0:11.42)	1:12.07 [5] (0:10.96)	1:01.11 [4] (0:11.30)	0:49.81 [4] (0:11.81)	0:38.00 [3] (0:12.00)	0:26.00 [3] (0:12.20)	0:13.80 [7] (0:13.80)
Average Speed [km/h]	48.7	65.6	63.5	60.2	59.3	58.4	53.1
Top Speed [km/h]	64.2	66.8	66.9	60.9	59.7	59.5	56.8
Avg. Dist. to Rail [m]	2.8	0.8	1.7	3.1	3.3	2.7	2.5
Avg. Stride Freq. [Hz]	2.5	2.5	2.5	2.4	2.4	2.4	2.3
Avg. Stride Length [m]	6.0	7.4	7.4	7.0	6.8	6.7	6.5



[] Ranking at each section and finish
 -:-:- No data available at this section
 NA No data available



Ipswich QLD

Race 6: GORDON'S GIN RATINGS BAND 0 - 58 Handicap - 1690m

03 July 2026 - 2:42PM

Track Rating: Soft 5, Weather: Fine, Rail Position: +6m Entire Circuit



Field Times (Race Tempo) 1:42.44 (0:18.80) 1:23.64 (0:11.26) 1:12.37 (0:11.64) 1:00.73 (0:12.01) 0:48.73 (0:11.83) 0:36.90 (0:11.90) 0:25.00 (0:12.30) 0:12.70 (0:12.70)

Rank	TAB#	Horse	Overall Time	First 400m	Top Speed km/h (Section)	L1690	L1400	L1200	L1000	L800	L600	L400	L200
	(BAR#)	Jockey	Margin (DT-W)	Last 600m	Fastest Section (Time)	Start - 1400	1400 - 1200	1200 - 1000	1000 - 800	800 - 600	600 - 400	400 - 200	200 - Finish
1	3	Chayse 'N' Leisa	1:42.44	0:24.98	64.5 (1690 - 1400)	1:42.44	1:23.64	1:12.37	1:00.63	0:48.60	0:36.57	0:24.72	0:12.61
	(3)	Jai Williams		0:36.57	1400-1200 (0:11.26)	(0:18.80)	(0:11.26)	(0:11.74)	(0:12.04)	(0:12.03)	(0:11.85)	(0:12.11)	(0:12.61)
2	7	Aima Sun	1:42.45	0:25.08	65.7 (1690 - 1400)	1:42.45	1:23.54	1:12.28	1:00.74	0:48.74	0:36.91	0:25.01	0:12.71
	(10)	McKenzie Apel	0.1L (+5)	0:36.91	1400-1200 (0:11.26)	(0:18.91)	(0:11.26)	(0:11.54)	(0:12.00)	(0:11.83)	(0:11.90)	(0:12.30)	(0:12.71)
3	1	Slipsain	1:42.46	0:25.29	66.0 (1690 - 1400)	1:42.46	1:23.31	1:12.07	1:00.31	0:48.37	0:36.33	0:24.25	0:12.24
	(8)	Adin Thompson	0.1L (-8)	0:36.32	1400-1200 (0:11.23)	(0:19.15)	(0:11.23)	(0:11.76)	(0:11.94)	(0:12.04)	(0:12.08)	(0:12.00)	(0:12.24)
4	5	Summit	1:42.53	0:26.12	63.8 (1200-1000)	1:42.53	1:22.84	1:11.31	0:59.72	0:47.92	0:35.97	0:23.97	0:12.11
	(9)	Ryan Maloney	0.5L (-1)	0:35.97	1400-1200 (0:11.53)	(0:19.69)	(0:11.53)	(0:11.60)	(0:11.80)	(0:11.95)	(0:12.00)	(0:11.86)	(0:12.11)
5	12	Piertaga	1:42.78	0:25.30	63.6 (1400-1200)	1:42.78	1:23.72	1:12.36	1:00.74	0:48.76	0:36.88	0:24.90	0:12.85
	(2)	Ashley Butler	2.0L (+7)	0:36.88	1400-1200 (0:11.36)	(0:19.06)	(0:11.36)	(0:11.62)	(0:11.98)	(0:11.88)	(0:11.98)	(0:12.05)	(0:12.85)
6	2	Switchblade	1:42.99	0:26.27	62.8 (1690 - 1400)	1:42.99	1:23.15	1:11.42	0:59.47	0:47.52	0:35.84	0:24.02	0:12.12
	(6)	Kyle Wilson-Taylor	3.2L (-3)	0:35.84	800-600 (0:11.68)	(0:19.84)	(0:11.73)	(0:11.96)	(0:11.95)	(0:11.68)	(0:11.82)	(0:11.90)	(0:12.12)
7	14	Rocked	1:43.01	0:25.80	63.6 (1400-1200)	1:43.01	1:23.51	1:12.07	1:00.36	0:48.42	0:36.41	0:24.28	0:12.24
	(4)	Kayla Johnston	3.3L (-14)	0:36.41	1400-1200 (0:11.44)	(0:19.50)	(0:11.44)	(0:11.70)	(0:11.95)	(0:12.01)	(0:12.13)	(0:12.04)	(0:12.24)
8	10	Escape Beach	1:43.23	0:25.31	64.3 (1400-1200)	1:43.23	1:24.13	1:12.77	1:00.94	0:48.85	0:36.83	0:24.83	0:12.73
	(5)	Scott Sheargold	4.7L (-12)	0:36.84	1400-1200 (0:11.36)	(0:19.10)	(0:11.36)	(0:11.83)	(0:12.09)	(0:12.02)	(0:12.01)	(0:12.10)	(0:12.73)
9	9	Heroic Delaneys	1:43.27	0:25.62	64.0 (1690 - 1400)	1:43.27	1:23.96	1:12.52	1:00.76	0:48.76	0:36.75	0:24.79	0:12.59
	(1)	Brandon Lerena	4.9L (+3)	0:36.75	1400-1200 (0:11.44)	(0:19.31)	(0:11.44)	(0:11.76)	(0:12.00)	(0:12.01)	(0:11.96)	(0:12.20)	(0:12.59)
10	11	Imarealamerican	1:43.43	0:26.44	63.4 (1400-1200)	1:43.43	1:23.47	1:11.80	0:59.80	0:47.90	0:36.20	0:24.32	0:12.27
	(13)	Fred Larson	5.8L (-8)	0:36.20	1400-1200 (0:11.67)	(0:19.96)	(0:11.67)	(0:12.00)	(0:11.90)	(0:11.70)	(0:11.88)	(0:12.05)	(0:12.27)

Scratched: Cool Drinks (#4)

Report Created: Fri 03 July 2026

(Note: Races are conducted over an approximate distance as close as possible to the advertised distance, and recorded data may vary accordingly. Official times refer to race times only and do not include handicap times.)

[] Position in running at each section and finish
 TAB# Saddle cloth number
 -:-:- No data available at this section
 BAR# Barrier/Gate Position
 NA No data available
 DNF Did not finish
 DNT Did not track
 DT-W Distance travelled compared to winner in metres

Fastest split
 Fastest section

data processed by TRIPLESDATA



Ipswich QLD

Race 6: GORDON'S GIN RATINGS BAND 0 - 58 Handicap - 1690m

03 July 2026 - 2:42PM

Track Rating: Soft 5, Weather: Fine, Rail Position: +6m Entire Circuit



Field Times (Race Tempo) 1:42.44 (0:18.80) 1:23.64 (0:11.26) 1:12.37 (0:11.64) 1:00.73 (0:12.01) 0:48.73 (0:11.83) 0:36.90 (0:11.90) 0:25.00 (0:12.30) 0:12.70 (0:12.70)

Rank	TAB#	Horse	Overall Time	First 400m	Top Speed km/h (Section)	L1690	L1400	L1200	L1000	L800	L600	L400	L200
	(BAR#)	Jockey	Margin (DT-W)	Last 600m	Fastest Section (Time)	Start - 1400	1400 - 1200	1200 - 1000	1000 - 800	800 - 600	600 - 400	400 - 200	200 - Finish
11	6	Causeways	1:43.52	0:26.43	63.4 (1400-1200)	1:43.52	1:23.56	1:11.98	1:00.33	0:48.50	0:36.73	0:24.77	0:12.58
	(7)	Julie Busuttin	6.3L (+2)	0:36.73	1400-1200 (0:11.58)	(0:19.96)	(0:11.58)	(0:11.65)	(0:11.83)	(0:11.77)	(0:11.97)	(0:12.18)	(0:12.58)
12	13	Harley Charlie	1:43.72	0:26.29	63.2 (1400-1200)	1:43.72	1:23.80	1:12.29	1:00.50	0:48.64	0:36.86	0:24.76	0:12.58
	(11)	Cejay Graham	7.5L (+17)	0:36.86	1400-1200 (0:11.50)	(0:19.92)	(0:11.50)	(0:11.80)	(0:11.85)	(0:11.78)	(0:12.10)	(0:12.18)	(0:12.58)
13	8	CLASSIQUE GAL	1:43.89	Data was not able to be tracked for this horse		:-:--	:-:--	:-:--	:-:--	:-:--	:-:--	:-:--	:-:--
	(12)	Benjamin Osmond	8.54			:-:--	:-:--	:-:--	:-:--	:-:--	:-:--	:-:--	:-:--

Scratched: Cool Drinks (#4)

Report Created: Fri 03 July 2026

(Note: Races are conducted over an approximate distance as close as possible to the advertised distance, and recorded data may vary accordingly. Official times refer to race times only and do not include handicap times.)

[] Position in running at each section and finish TAB# Saddle cloth number
 :-:-- No data available at this section BAR# Barrier/Gate Position
 NA No data available DNF Did not finish
 DNT Did not track DT-W Distance travelled compared to winner in metres

Fastest split
 Fastest section

data processed by **TRIPLESDATA**

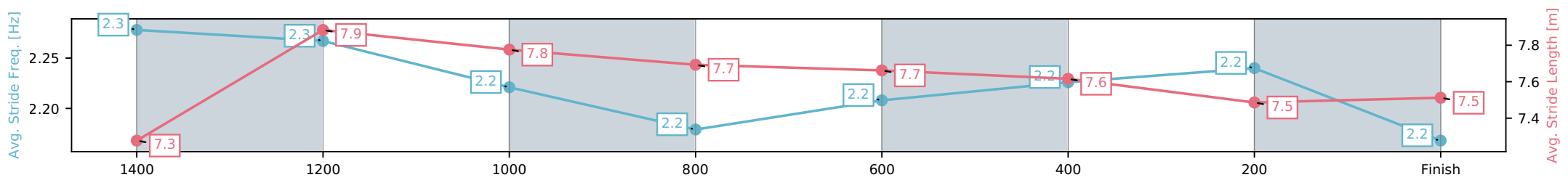
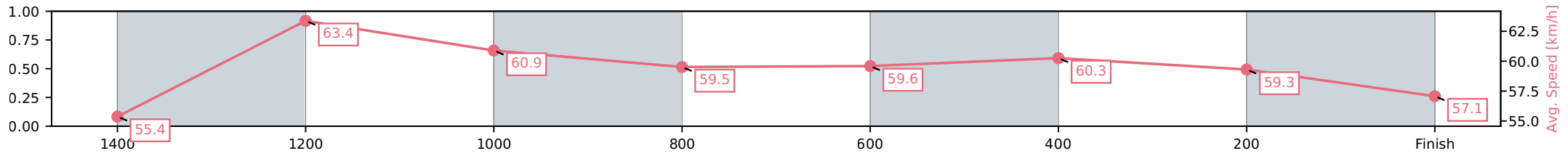
Horse/Jockey Name	Chayse 'N' Leisa/Jai Williams
Finish Rank	1
Fastest Section Time (Section)	0:11.26 (1400-1200)
Top Speed [km/h] (Section)	64.5 (1690 - 1400)
Race State	Finished



Ipswich QLD --Professional-2026-07-03
 Race 6: GORDON'S GIN RATINGS BAND 0 - 58 Handicap - 1690m
 03 July 2026 - 2:42PM
 Track Rating: Soft 5, Weather: Fine, Rail Position: +6m Entire Circuit



Section	L1690	L1400	L1200	L1000	L800	L600	L400	L200
Section Times	1:42.44 (0:18.80)	1:23.64 (0:11.26)	1:12.37 (0:11.74)	1:00.63 (0:12.04)	0:48.60 (0:12.03)	0:36.57 (0:11.85)	0:24.72 (0:12.11)	0:12.61 (0:12.61)
Average Speed [km/h]	55.4	63.4	60.9	59.5	59.6	60.3	59.3	57.1
Top Speed [km/h]	64.5	64.0	62.9	60.2	60.8	60.9	59.7	59.5
Avg. Dist. to Rail [m]	1.8	1.9	1.8	1.3	1.2	1.7	0.6	1.5
Avg. Stride Freq. [Hz]	2.3	2.3	2.2	2.2	2.2	2.2	2.2	2.2
Avg. Stride Length [m]	7.3	7.9	7.8	7.7	7.7	7.6	7.5	7.5



[] Ranking at each section and finish
 -:-:- No data available at this section
 NA No data available

Horse/Jockey Name	Aima Sun/McKenzie Apel
Finish Rank	2
Fastest Section Time (Section)	0:11.26 (1400-1200)
Top Speed [km/h] (Section)	65.7 (1690 - 1400)
Race State	Finished



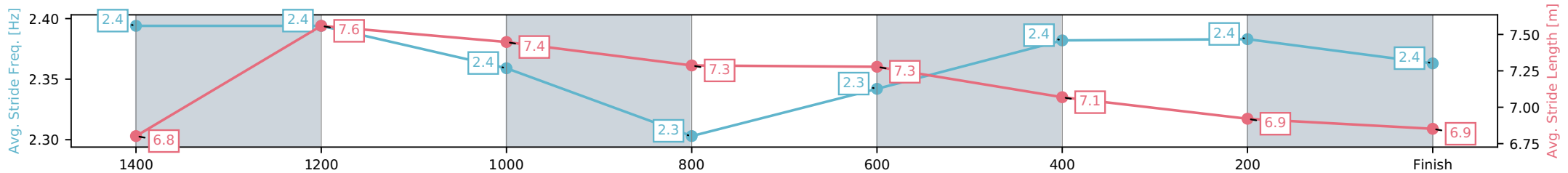
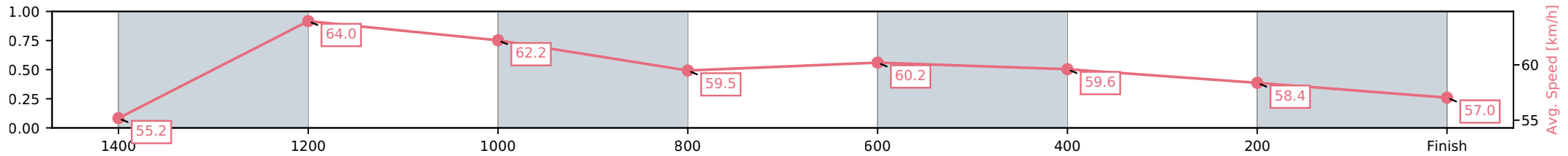
Ipswich QLD --Professional-2026-07-03
 Race 6: GORDON'S GIN RATINGS BAND 0 - 58 Handicap - 1690m

03 July 2026 - 2:42PM



Track Rating: Soft 5, Weather: Fine, Rail Position: +6m Entire Circuit

Section	L1690	L1400	L1200	L1000	L800	L600	L400	L200
Section Times	1:42.45 (0:18.91)	1:23.54 (0:11.26)	1:12.28 (0:11.54)	1:00.74 (0:12.00)	0:48.74 (0:11.83)	0:36.91 (0:11.90)	0:25.01 (0:12.30)	0:12.71 (0:12.71)
Average Speed [km/h]	55.2	64.0	62.2	59.5	60.2	59.6	58.4	57.0
Top Speed [km/h]	65.7	64.9	64.0	60.4	61.1	60.7	59.5	58.3
Avg. Dist. to Rail [m]	4.6	0.2	0.5	2.8	2.8	3.3	1.0	1.2
Avg. Stride Freq. [Hz]	2.4	2.4	2.4	2.3	2.3	2.4	2.4	2.4
Avg. Stride Length [m]	6.8	7.6	7.4	7.3	7.3	7.1	6.9	6.9



- [] Ranking at each section and finish
- :-:- No data available at this section
- NA No data available

Horse/Jockey Name	Slipsain/Adin Thompson
Finish Rank	3
Fastest Section Time (Section)	0:11.23 (1400-1200)
Top Speed [km/h] (Section)	66.0 (1690 - 1400)
Race State	Finished



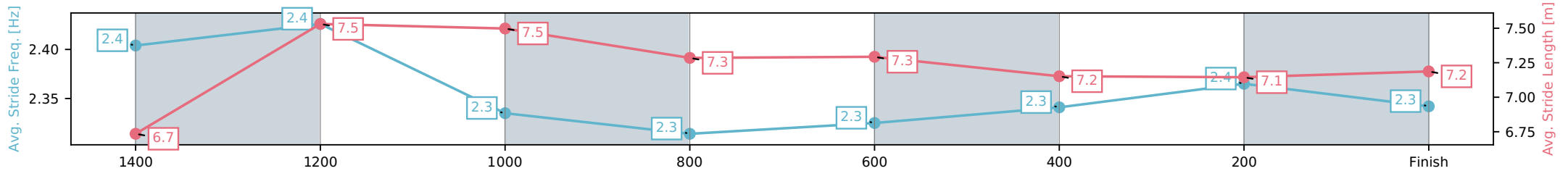
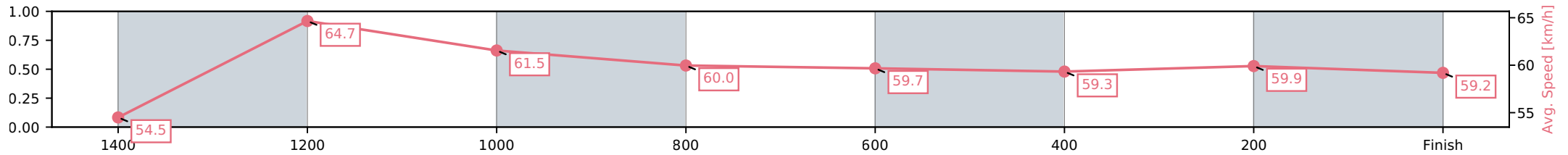
Ipswich QLD --Professional-2026-07-03
 Race 6: GORDON'S GIN RATINGS BAND 0 - 58 Handicap - 1690m

03 July 2026 - 2:42PM



Track Rating: Soft 5, Weather: Fine, Rail Position: +6m Entire Circuit

Section	L1690	L1400	L1200	L1000	L800	L600	L400	L200
Section Times	1:42.46 (0:19.15)	1:23.31 (0:11.23)	1:12.07 (0:11.76)	1:00.31 (0:11.94)	0:48.37 (0:12.04)	0:36.33 (0:12.08)	0:24.25 (0:12.00)	0:12.24 (0:12.24)
Average Speed [km/h]	54.5	64.7	61.5	60.0	59.7	59.3	59.9	59.2
Top Speed [km/h]	66.0	65.8	63.2	60.8	60.6	60.0	60.4	60.7
Avg. Dist. to Rail [m]	5.1	2.0	1.0	1.1	0.8	1.0	0.6	0.5
Avg. Stride Freq. [Hz]	2.4	2.4	2.3	2.3	2.3	2.3	2.4	2.3
Avg. Stride Length [m]	6.7	7.5	7.5	7.3	7.3	7.2	7.1	7.2



- [] Ranking at each section and finish
- :-:- No data available at this section
- NA No data available

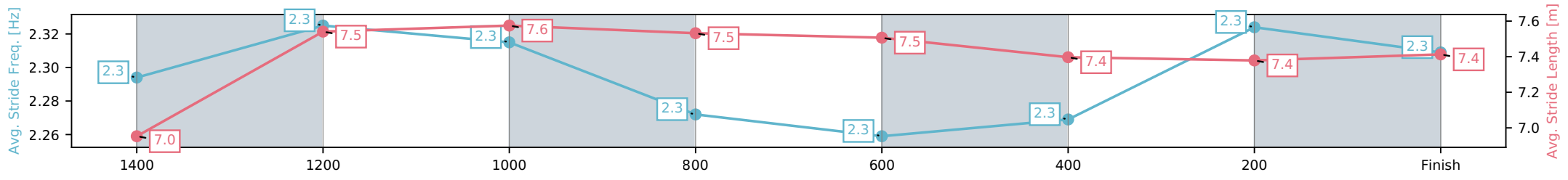
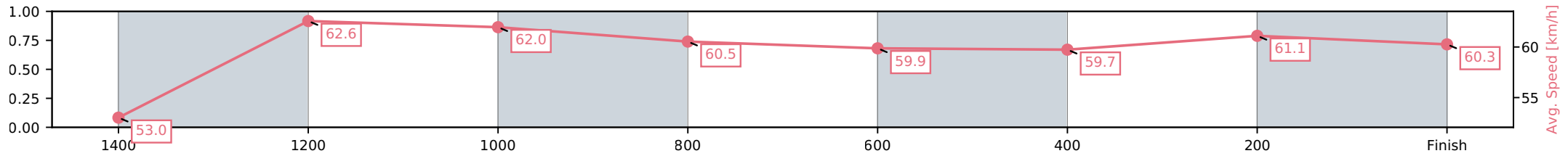
Horse/Jockey Name	Summit/Ryan Maloney
Finish Rank	4
Fastest Section Time (Section)	0:11.53 (1400-1200)
Top Speed [km/h] (Section)	63.8 (1200-1000)
Race State	Finished



Ipswich QLD --Professional-2026-07-03
 Race 6: GORDON'S GIN RATINGS BAND 0 - 58 Handicap - 1690m
 03 July 2026 - 2:42PM
 Track Rating: Soft 5, Weather: Fine, Rail Position: +6m Entire Circuit



Section	L1690	L1400	L1200	L1000	L800	L600	L400	L200
Section Times	1:42.53 (0:19.69)	1:22.84 (0:11.53)	1:11.31 (0:11.60)	0:59.72 (0:11.80)	0:47.92 (0:11.95)	0:35.97 (0:12.00)	0:23.97 (0:11.86)	0:12.11 (0:12.11)
Average Speed [km/h]	53.0	62.6	62.0	60.5	59.9	59.7	61.1	60.3
Top Speed [km/h]	63.5	63.7	63.8	61.6	60.7	60.7	61.6	61.8
Avg. Dist. to Rail [m]	4.4	0.7	1.0	2.5	1.7	1.0	3.3	5.2
Avg. Stride Freq. [Hz]	2.3	2.3	2.3	2.3	2.3	2.3	2.3	2.3
Avg. Stride Length [m]	7.0	7.5	7.6	7.5	7.5	7.4	7.4	7.4



[] Ranking at each section and finish
 -:-:- No data available at this section
 NA No data available

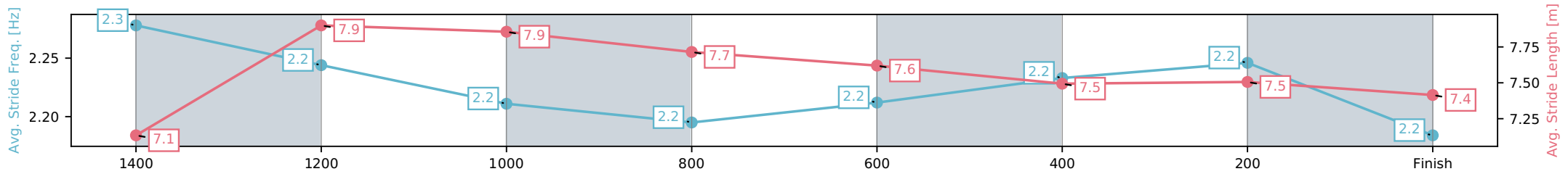
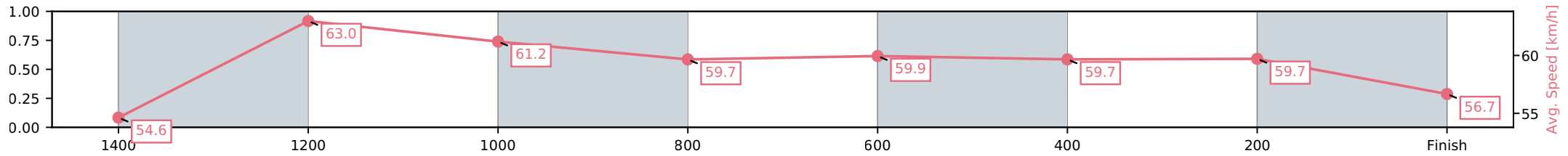
Horse/Jockey Name	Piertaga/Ashley Butler
Finish Rank	5
Fastest Section Time (Section)	0:11.36 (1400-1200)
Top Speed [km/h] (Section)	63.6 (1400-1200)
Race State	Finished



Ipswich QLD --Professional-2026-07-03
 Race 6: GORDON'S GIN RATINGS BAND 0 - 58 Handicap - 1690m
 03 July 2026 - 2:42PM
 Track Rating: Soft 5, Weather: Fine, Rail Position: +6m Entire Circuit



Section	L1690	L1400	L1200	L1000	L800	L600	L400	L200
Section Times	1:42.78 (0:19.06)	1:23.72 (0:11.36)	1:12.36 (0:11.62)	1:00.74 (0:11.98)	0:48.76 (0:11.88)	0:36.88 (0:11.98)	0:24.90 (0:12.05)	0:12.85 (0:12.85)
Average Speed [km/h]	54.6	63.0	61.2	59.7	59.9	59.7	59.7	56.7
Top Speed [km/h]	62.8	63.6	62.7	60.2	61.0	60.2	60.5	58.9
Avg. Dist. to Rail [m]	1.2	1.7	2.4	3.4	2.3	2.0	0.5	1.1
Avg. Stride Freq. [Hz]	2.3	2.2	2.2	2.2	2.2	2.2	2.2	2.2
Avg. Stride Length [m]	7.1	7.9	7.9	7.7	7.6	7.5	7.5	7.4



[] Ranking at each section and finish
 -:-:- No data available at this section
 NA No data available

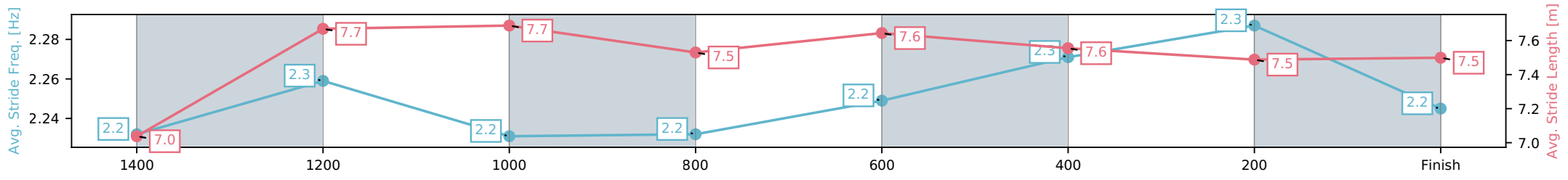
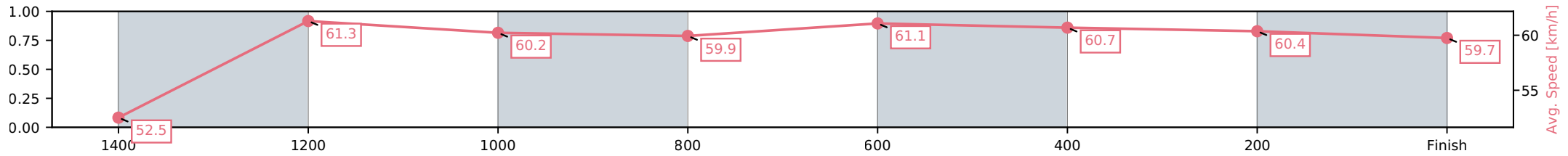
Horse/Jockey Name	Switchblade/Kyle Wilson-Taylor
Finish Rank	6
Fastest Section Time (Section)	0:11.68 (800-600)
Top Speed [km/h] (Section)	62.8 (1690 - 1400)
Race State	Finished



Ipswich QLD --Professional-2026-07-03
 Race 6: GORDON'S GIN RATINGS BAND 0 - 58 Handicap - 1690m
 03 July 2026 - 2:42PM
 Track Rating: Soft 5, Weather: Fine, Rail Position: +6m Entire Circuit



Section	L1690	L1400	L1200	L1000	L800	L600	L400	L200
Section Times	1:42.99 (0:19.84)	1:23.15 (0:11.73)	1:11.42 (0:11.96)	0:59.47 (0:11.95)	0:47.52 (0:11.68)	0:35.84 (0:11.82)	0:24.02 (0:11.90)	0:12.12 (0:12.12)
Average Speed [km/h]	52.5	61.3	60.2	59.9	61.1	60.7	60.4	59.7
Top Speed [km/h]	62.8	61.8	61.8	61.9	62.1	62.2	61.9	61.4
Avg. Dist. to Rail [m]	2.6	0.5	0.5	1.9	2.0	0.9	2.1	4.3
Avg. Stride Freq. [Hz]	2.2	2.3	2.2	2.2	2.2	2.3	2.3	2.2
Avg. Stride Length [m]	7.0	7.7	7.7	7.5	7.6	7.6	7.5	7.5



[] Ranking at each section and finish
 -:-:- No data available at this section
 NA No data available

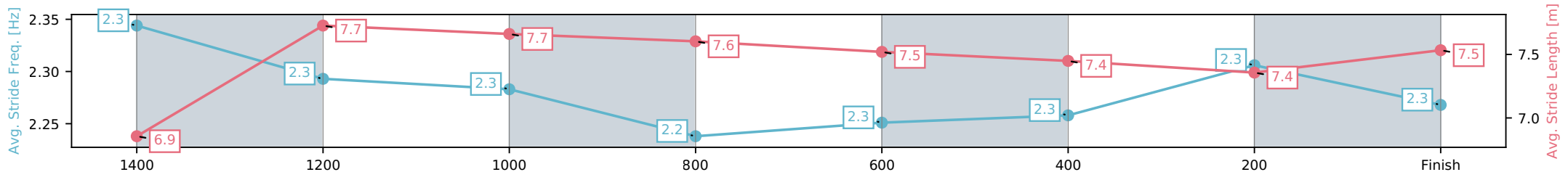
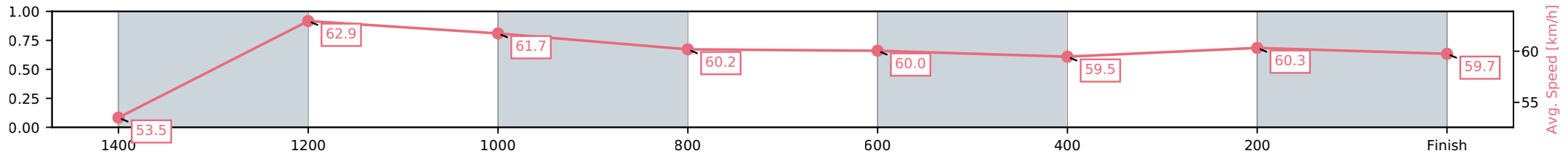
Horse/Jockey Name	Rocked/Kayla Johnston
Finish Rank	7
Fastest Section Time (Section)	0:11.44 (1400-1200)
Top Speed [km/h] (Section)	63.6 (1400-1200)
Race State	Finished



Ipswich QLD --Professional-2026-07-03
 Race 6: GORDON'S GIN RATINGS BAND 0 - 58 Handicap - 1690m
 03 July 2026 - 2:42PM
 Track Rating: Soft 5, Weather: Fine, Rail Position: +6m Entire Circuit



Section	L1690	L1400	L1200	L1000	L800	L600	L400	L200
Section Times	1:43.01 (0:19.50)	1:23.51 (0:11.44)	1:12.07 (0:11.70)	1:00.36 (0:11.95)	0:48.42 (0:12.01)	0:36.41 (0:12.13)	0:24.28 (0:12.04)	0:12.24 (0:12.24)
Average Speed [km/h]	53.5	62.9	61.7	60.2	60.0	59.5	60.3	59.7
Top Speed [km/h]	63.0	63.6	63.3	61.6	60.8	60.4	61.8	61.7
Avg. Dist. to Rail [m]	2.1	0.3	0.8	0.5	0.5	0.6	3.3	4.1
Avg. Stride Freq. [Hz]	2.3	2.3	2.3	2.2	2.3	2.3	2.3	2.3
Avg. Stride Length [m]	6.9	7.7	7.7	7.6	7.5	7.4	7.4	7.5



[] Ranking at each section and finish
 -:-:- No data available at this section
 NA No data available

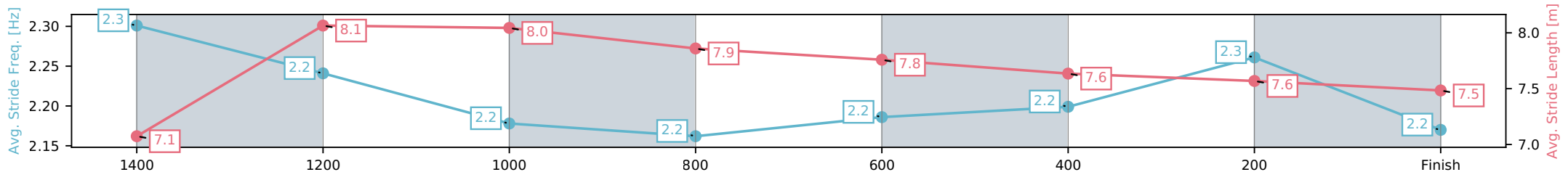

Horse/Jockey Name	Escape Beach/Scott Sheargold
Finish Rank	8
Fastest Section Time (Section)	0:11.36 (1400-1200)
Top Speed [km/h] (Section)	64.3 (1400-1200)
Race State	Finished



Ipswich QLD --Professional-2026-07-03
 Race 6: GORDON'S GIN RATINGS BAND 0 - 58 Handicap - 1690m
 03 July 2026 - 2:42PM
 Track Rating: Soft 5, Weather: Fine, Rail Position: +6m Entire Circuit



Section	L1690	L1400	L1200	L1000	L800	L600	L400	L200
Section Times	1:43.23 (0:19.10)	1:24.13 (0:11.36)	1:12.77 (0:11.83)	1:00.94 (0:12.09)	0:48.85 (0:12.02)	0:36.83 (0:12.01)	0:24.83 (0:12.10)	0:12.73 (0:12.73)
Average Speed [km/h]	54.6	63.6	61.6	59.7	60.1	60.0	60.1	57.1
Top Speed [km/h]	64.2	64.3	62.7	60.2	60.9	61.0	61.0	58.3
Avg. Dist. to Rail [m]	2.2	1.4	2.7	0.9	0.7	0.5	2.4	1.2
Avg. Stride Freq. [Hz]	2.3	2.2	2.2	2.2	2.2	2.2	2.3	2.2
Avg. Stride Length [m]	7.1	8.1	8.0	7.9	7.8	7.6	7.6	7.5



[] Ranking at each section and finish
 -:-:- No data available at this section
 NA No data available

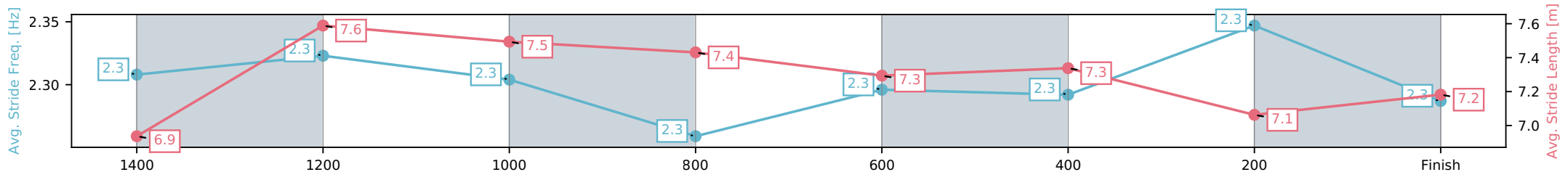

Horse/Jockey Name	Heroic Delaneys/Brandon Lerena
Finish Rank	9
Fastest Section Time (Section)	0:11.44 (1400-1200)
Top Speed [km/h] (Section)	64.0 (1690 - 1400)
Race State	Finished



Ipswich QLD --Professional-2026-07-03
 Race 6: GORDON'S GIN RATINGS BAND 0 - 58 Handicap - 1690m
 03 July 2026 - 2:42PM
 Track Rating: Soft 5, Weather: Fine, Rail Position: +6m Entire Circuit



Section	L1690	L1400	L1200	L1000	L800	L600	L400	L200
Section Times	1:43.27 (0:19.31)	1:23.96 (0:11.44)	1:12.52 (0:11.76)	1:00.76 (0:12.00)	0:48.76 (0:12.01)	0:36.75 (0:11.96)	0:24.79 (0:12.20)	0:12.59 (0:12.59)
Average Speed [km/h]	54.0	62.7	60.9	59.5	59.3	59.8	59.1	57.4
Top Speed [km/h]	64.0	63.6	62.6	60.1	59.8	60.7	59.8	59.5
Avg. Dist. to Rail [m]	1.1	0.8	1.1	2.9	2.6	1.7	0.8	0.5
Avg. Stride Freq. [Hz]	2.3	2.3	2.3	2.3	2.3	2.3	2.3	2.3
Avg. Stride Length [m]	6.9	7.6	7.5	7.4	7.3	7.3	7.1	7.2



[] Ranking at each section and finish
 -:-:- No data available at this section
 NA No data available

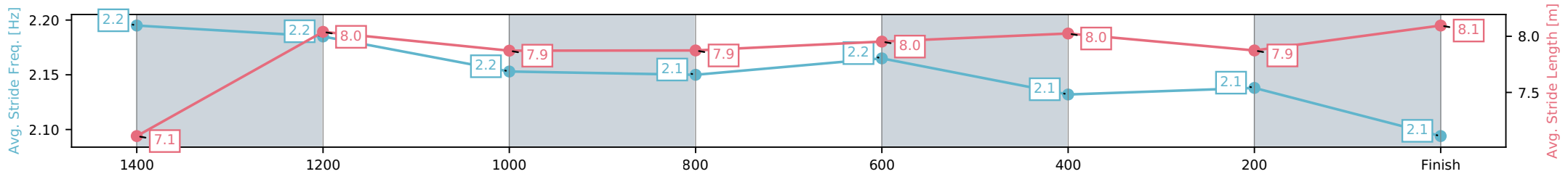
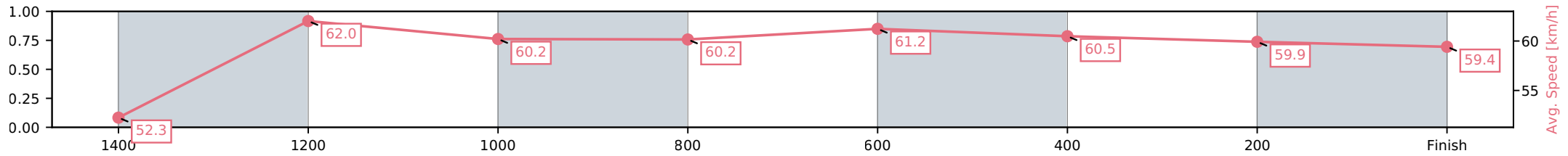
Horse/Jockey Name	Imarealamerican/Fred Larson
Finish Rank	10
Fastest Section Time (Section)	0:11.67 (1400-1200)
Top Speed [km/h] (Section)	63.4 (1400-1200)
Race State	Finished



Ipswich QLD --Professional-2026-07-03
 Race 6: GORDON'S GIN RATINGS BAND 0 - 58 Handicap - 1690m
 03 July 2026 - 2:42PM
 Track Rating: Soft 5, Weather: Fine, Rail Position: +6m Entire Circuit



Section	L1690	L1400	L1200	L1000	L800	L600	L400	L200
Section Times	1:43.43 (0:19.96)	1:23.47 (0:11.67)	1:11.80 (0:12.00)	0:59.80 (0:11.90)	0:47.90 (0:11.70)	0:36.20 (0:11.88)	0:24.32 (0:12.05)	0:12.27 (0:12.27)
Average Speed [km/h]	52.3	62.0	60.2	60.2	61.2	60.5	59.9	59.4
Top Speed [km/h]	61.8	63.4	61.0	61.4	62.9	62.1	61.1	60.8
Avg. Dist. to Rail [m]	6.6	1.0	0.8	1.4	1.3	0.4	1.8	3.4
Avg. Stride Freq. [Hz]	2.2	2.2	2.2	2.1	2.2	2.1	2.1	2.1
Avg. Stride Length [m]	7.1	8.0	7.9	7.9	8.0	8.0	7.9	8.1



[] Ranking at each section and finish
 -:-:- No data available at this section
 NA No data available

Horse/Jockey Name	Causeways/Julie Busuttin
Finish Rank	11
Fastest Section Time (Section)	0:11.58 (1400-1200)
Top Speed [km/h] (Section)	63.4 (1400-1200)
Race State	Finished



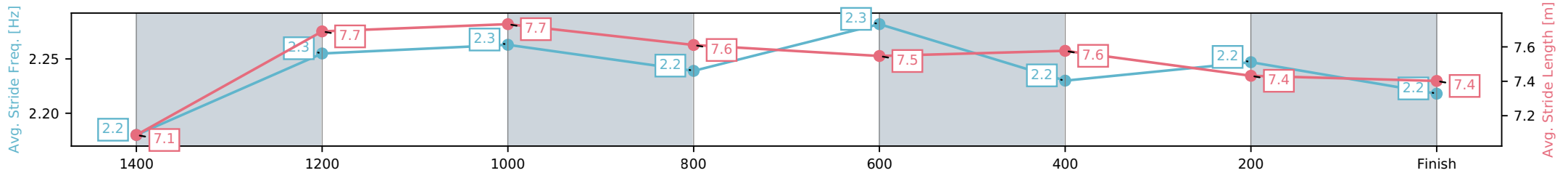

Ipswich QLD --Professional-2026-07-03
 Race 6: GORDON'S GIN RATINGS BAND 0 - 58 Handicap - 1690m

03 July 2026 - 2:42PM



Track Rating: Soft 5, Weather: Fine, Rail Position: +6m Entire Circuit

Section	L1690	L1400	L1200	L1000	L800	L600	L400	L200
Section Times	1:43.52 (0:19.96)	1:23.56 (0:11.58)	1:11.98 (0:11.65)	1:00.33 (0:11.83)	0:48.50 (0:11.77)	0:36.73 (0:11.97)	0:24.77 (0:12.18)	0:12.58 (0:12.58)
Average Speed [km/h]	52.2	61.7	61.6	60.5	60.8	59.7	58.9	57.6
Top Speed [km/h]	63.3	63.4	63.3	61.3	61.8	60.5	59.4	59.3
Avg. Dist. to Rail [m]	2.4	1.9	0.7	1.9	1.5	1.8	1.0	1.3
Avg. Stride Freq. [Hz]	2.2	2.3	2.3	2.2	2.3	2.2	2.2	2.2
Avg. Stride Length [m]	7.1	7.7	7.7	7.6	7.5	7.6	7.4	7.4



[] Ranking at each section and finish
 -:-:- No data available at this section
 NA No data available

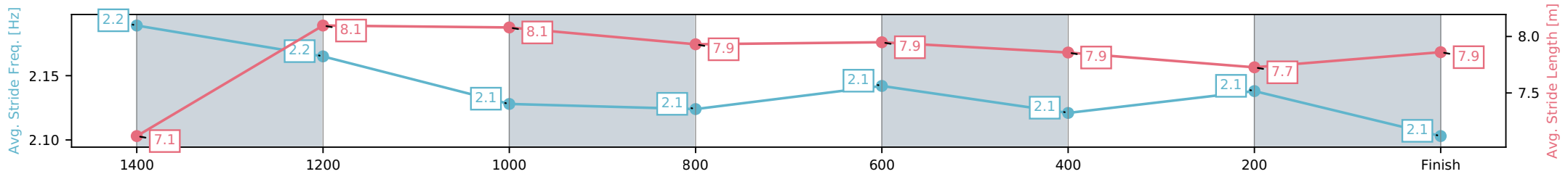
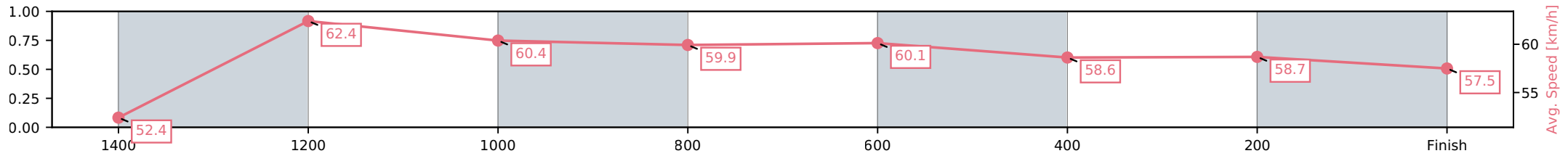
Horse/Jockey Name	Harley Charlie/Cejay Graham
Finish Rank	12
Fastest Section Time (Section)	0:11.50 (1400-1200)
Top Speed [km/h] (Section)	63.2 (1400-1200)
Race State	Finished



Ipswich QLD --Professional-2026-07-03
 Race 6: GORDON'S GIN RATINGS BAND 0 - 58 Handicap - 1690m
 03 July 2026 - 2:42PM
 Track Rating: Soft 5, Weather: Fine, Rail Position: +6m Entire Circuit



Section	L1690	L1400	L1200	L1000	L800	L600	L400	L200
Section Times	1:43.72 (0:19.92)	1:23.80 (0:11.50)	1:12.29 (0:11.80)	1:00.50 (0:11.85)	0:48.64 (0:11.78)	0:36.86 (0:12.10)	0:24.76 (0:12.18)	0:12.58 (0:12.58)
Average Speed [km/h]	52.4	62.4	60.4	59.9	60.1	58.6	58.7	57.5
Top Speed [km/h]	62.6	63.2	62.3	60.8	61.0	60.3	59.9	59.1
Avg. Dist. to Rail [m]	5.5	1.2	2.6	3.8	4.5	3.9	1.6	1.7
Avg. Stride Freq. [Hz]	2.2	2.2	2.1	2.1	2.1	2.1	2.1	2.1
Avg. Stride Length [m]	7.1	8.1	8.1	7.9	7.9	7.9	7.7	7.9



[] Ranking at each section and finish
 -:-:- No data available at this section
 NA No data available



Ipswich QLD

Race 7: IPSWICH PARTY HIRE Colts, Geldings and Entires RATINGS BAND 0 - 58 Handicap - 1100m

03 July 2026 - 3:19PM

Track Rating: Soft 5, Weather: Fine, Rail Position: +6m Entire Circuit



Field Times (Race Tempo) 1:04.22 (0:08.09) 0:56.13 (0:10.65) 0:45.47 (0:10.96) 0:34.51 (0:11.20) 0:23.32 (0:11.49) 0:11.82 (0:11.82)

Rank	TAB#	Horse	Overall Time	First 400m	Top Speed km/h (Section)	L1100	L1000	L800	L600	L400	L200		
	(BAR#)	Jockey	Margin (DT-W)	Last 600m	Fastest Section (Time)	Start - 1000	1000 - 800	800 - 600	600 - 400	400 - 200	200 - Finish		
1	2	I Stole It	1:04.22	0:24.52	66.8 (1000-800)	1:04.22	0:56.09 [3]	0:45.15 [5]	0:34.11 [5]	0:22.85 [4]	0:11.57 [3]		
	(1)	Jake Bayliss		0:34.11	1000-800 (0:10.94)	(0:08.13)	(0:10.94)	(0:11.04)	(0:11.26)	(0:11.28)	(0:11.57)		
2	3	Coincide	1:04.56	0:24.19	70.1 (1000-800)	1:04.56	0:56.40 [4]	0:45.81 [1]	0:34.85 [1]	0:23.66 [1]	0:12.16 [1]		
	(12)	Jasper Franklin	2.0L (-8)	0:34.85	1000-800 (0:10.58)	(0:08.16)	(0:10.58)	(0:10.96)	(0:11.20)	(0:11.49)	(0:12.16)		
3	12	Master Miyagi	1:04.58	0:24.93	66.7 (800-600)	1:04.58	0:56.29 [7]	0:45.09 [8]	0:34.21 [8]	0:22.95 [8]	0:11.70 [5]		
	(11)	Fred Larson	2.1L (-5)	0:34.21	800-600 (0:10.88)	(0:08.29)	(0:11.20)	(0:10.88)	(0:11.26)	(0:11.25)	(0:11.70)		
4	1	Calmer Karma	1:04.61	0:24.29	66.7 (800-600)	1:04.61	0:56.52 [1]	0:45.70 [2]	0:34.78 [2]	0:23.45 [2]	0:12.04 [2]		
	(10)	Adin Thompson	2.3L (+12)	0:34.77	1000-800 (0:10.82)	(0:08.09)	(0:10.82)	(0:10.92)	(0:11.32)	(0:11.41)	(0:12.04)		
5	9	Yes I'm Ugly	1:04.72	0:24.75	67.5 (800-600)	1:04.72	0:56.23 [9]	0:45.31 [7]	0:34.52 [7]	0:23.22 [6]	0:11.84 [4]		
	(8)	Stacey Callow	2.9L (+4)	0:34.52	800-600 (0:10.79)	(0:08.49)	(0:10.92)	(0:10.79)	(0:11.30)	(0:11.38)	(0:11.84)		
6	4	Whata Sort	1:05.06	0:25.21	67.4 (800-600)	1:05.06	0:56.36 [11]	0:45.22 [9]	0:34.40 [9]	0:23.30 [9]	0:11.85 [7]		
	(7)	Harrison Shaw	4.9L (-6)	0:34.41	800-600 (0:10.82)	(0:08.70)	(0:11.14)	(0:10.82)	(0:11.10)	(0:11.46)	(0:11.85)		
7	7	Prince Of Synergy	1:05.32	0:25.50	66.6 (600-400)	1:05.32	0:56.84 [8]	0:45.39 [11]	0:34.29 [11]	0:23.38 [10]	0:11.98 [9]		
	(5)	Benjamin Osmond	6.4L (+3)	0:34.30	600-400 (0:10.92)	(0:08.48)	(0:11.45)	(0:11.10)	(0:10.92)	(0:11.40)	(0:11.98)		
8	13	Paballo	1:05.48	0:25.40	65.5 (600-400)	1:05.48	0:56.98 [10]	0:45.59 [10]	0:34.52 [10]	0:23.44 [11]	0:11.91 [11]		
	(2)	Emily Lang	7.4L (-2)	0:34.52	800-600 (0:11.07)	(0:08.50)	(0:11.39)	(0:11.07)	(0:11.08)	(0:11.53)	(0:11.91)		
9	6	Majestic Louvre	1:05.53	0:24.67	67.8 (800-600)	1:05.53	0:57.34 [6]	0:46.26 [6]	0:35.36 [6]	0:23.91 [7]	0:12.11 [10]		
	(6)	Brandon Lerena	7.7L (-7)	0:35.35	800-600 (0:10.90)	(0:08.19)	(0:11.08)	(0:10.90)	(0:11.45)	(0:11.79)	(0:12.11)		
10	11	Capiana	1:05.77	0:24.39	67.5 (1000-800)	1:05.77	0:57.59 [5]	0:46.81 [4]	0:35.85 [4]	0:24.39 [5]	0:12.53 [8]		
	(9)	Sean Cormack	9.1L (-9)	0:35.85	1000-800 (0:10.78)	(0:08.18)	(0:10.78)	(0:10.96)	(0:11.46)	(0:11.86)	(0:12.53)		

Scratched: Far Beyond (#5), Worthy Essgee (#8)

Report Created: Fri 03 July 2026

(Note: Races are conducted over an approximate distance as close as possible to the advertised distance, and recorded data may vary accordingly. Official times refer to race times only and do not include handicap times.)

[] Position in running at each section and finish
 -:--:-- No data available at this section
 NA No data available
 DNT Did not track

TAB# Saddle cloth number
 BAR# Barrier/Gate Position
 DNF Did not finish
 DT-W Distance travelled compared to winner in metres

Fastest split
 Fastest section

data processed by TRIPLESDATA



Ipswich QLD

Race 7: IPSWICH PARTY HIRE Colts, Geldings and Entires RATINGS BAND 0 - 58 Handicap - 1100m

03 July 2026 - 3:19PM

Track Rating: Soft 5, Weather: Fine, Rail Position: +6m Entire Circuit



Field Times
(Race Tempo)

1:04.22	0:56.13	0:45.47	0:34.51	0:23.32	0:11.82
(0:08.09)	(0:10.65)	(0:10.96)	(0:11.20)	(0:11.49)	(0:11.82)

Rank	TAB#	Horse	Overall Time	First 400m	Top Speed km/h (Section)	L1100	L1000	L800	L600	L400	L200		
	(BAR#)	Jockey	Margin (DT-W)	Last 600m	Fastest Section (Time)	Start - 1000	1000 - 800	800 - 600	600 - 400	400 - 200	200 - Finish		
11	10	Paper Cowboy	1:05.85	0:24.35	67.3 (800-600)	1:05.85	0:57.74 [2]	0:46.91 [3]	0:35.96 [3]	0:24.59 [3]	0:12.68 [6]		
	(3)	Cejay Graham	9.6L (-7)	0:35.96	1000-800 (0:10.83)	(0:08.11)	(0:10.83)	(0:10.95)	(0:11.36)	(0:11.92)	(0:12.68)		

Scratched: Far Beyond (#5), Worthy Essgee (#8)

Report Created: Fri 03 July 2026

(Note: Races are conducted over an approximate distance as close as possible to the advertised distance, and recorded data may vary accordingly. Official times refer to race times only and do not include handicap times.)

[] Position in running at each section and finish
 TAB# Saddle cloth number
 -:--:-- No data available at this section
 BAR# Barrier/Gate Position
 NA No data available
 DNF Did not finish
 DNT Did not track
 DT-W Distance travelled compared to winner in metres

Fastest split
 Fastest section

data processed by TRIPLES DATA

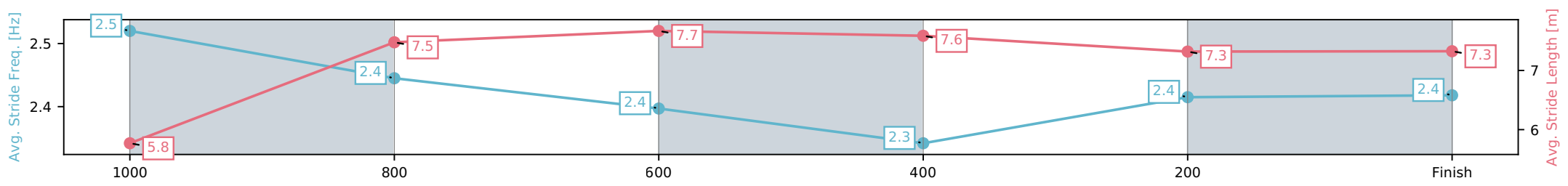
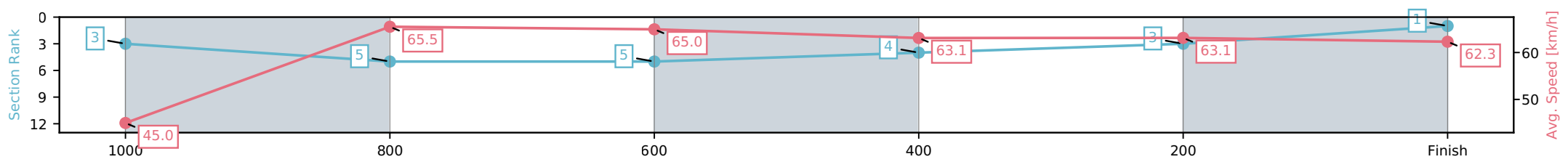
Horse/Jockey Name	I Stole It/Jake Bayliss
Finish Rank	1
Fastest Section Time (Section)	0:10.94 (1000-800)
Top Speed [km/h] (Section)	66.8 (1000-800)
Race State	PUBLISHED



Ipswich QLD --Professional-2026-07-03
 Race 7: IPSWICH PARTY HIRE Colts, Geldings and Entires
 RATINGS BAND 0 - 58 Handicap - 1100m
 03 July 2026 - 3:19PM
 Track Rating: Soft 5, Weather: Fine, Rail Position: +6m Entire Circuit



Section	L1100	L1000	L800	L600	L400	L200
Section Times	1:04.22 (0:08.13)	0:56.09 [3] (0:10.94)	0:45.15 [5] (0:11.04)	0:34.11 [5] (0:11.26)	0:22.85 [4] (0:11.28)	0:11.57 [3] (0:11.57)
Average Speed [km/h]	45.0	65.5	65.0	63.1	63.1	62.3
Top Speed [km/h]	63.3	66.8	66.7	64.1	64.5	64.4
Avg. Dist. to Rail [m]	0.7	1.4	1.4	2.9	1.9	0.4
Avg. Stride Freq. [Hz]	2.5	2.4	2.4	2.3	2.4	2.4
Avg. Stride Length [m]	5.8	7.5	7.7	7.6	7.3	7.3



[] Ranking at each section and finish
 -:-:- No data available at this section
 NA No data available

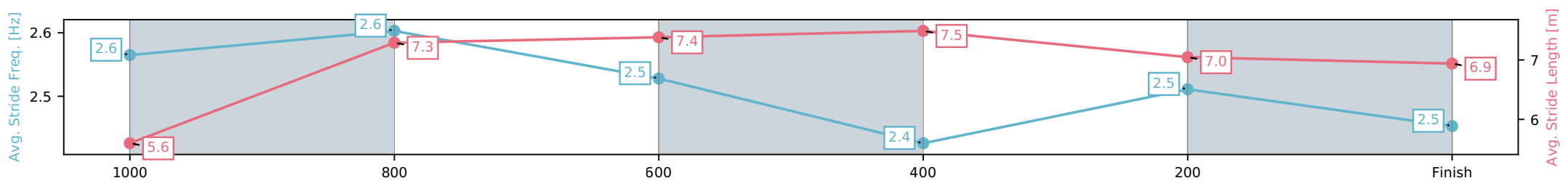
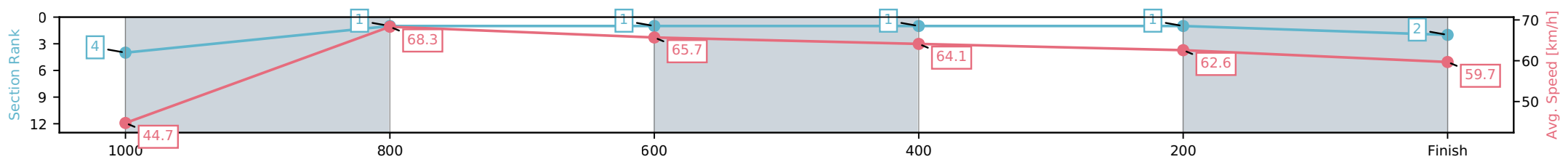
Horse/Jockey Name	Coincide/Jasper Franklin
Finish Rank	2
Fastest Section Time (Section)	0:10.58 (1000-800)
Top Speed [km/h] (Section)	70.1 (1000-800)
Race State	PUBLISHED



Ipswich QLD --Professional-2026-07-03
 Race 7: IPSWICH PARTY HIRE Colts, Geldings and Entires
 RATINGS BAND 0 - 58 Handicap - 1100m
 03 July 2026 - 3:19PM
 Track Rating: Soft 5, Weather: Fine, Rail Position: +6m Entire Circuit



Section	L1100	L1000	L800	L600	L400	L200
Section Times	1:04.56 (0:08.16)	0:56.40 [4] (0:10.58)	0:45.81 [1] (0:10.96)	0:34.85 [1] (0:11.20)	0:23.66 [1] (0:11.49)	0:12.16 [1] (0:12.16)
Average Speed [km/h]	44.7	68.3	65.7	64.1	62.6	59.7
Top Speed [km/h]	63.6	70.1	68.1	64.8	63.4	62.9
Avg. Dist. to Rail [m]	9.7	3.2	0.4	0.6	1.2	2.3
Avg. Stride Freq. [Hz]	2.6	2.6	2.5	2.4	2.5	2.5
Avg. Stride Length [m]	5.6	7.3	7.4	7.5	7.0	6.9



[] Ranking at each section and finish
 -:-:- No data available at this section
 NA No data available

Horse/Jockey Name	Master Miyagi/Fred Larson
Finish Rank	3
Fastest Section Time (Section)	0:10.88 (800-600)
Top Speed [km/h] (Section)	66.7 (800-600)
Race State	PUBLISHED



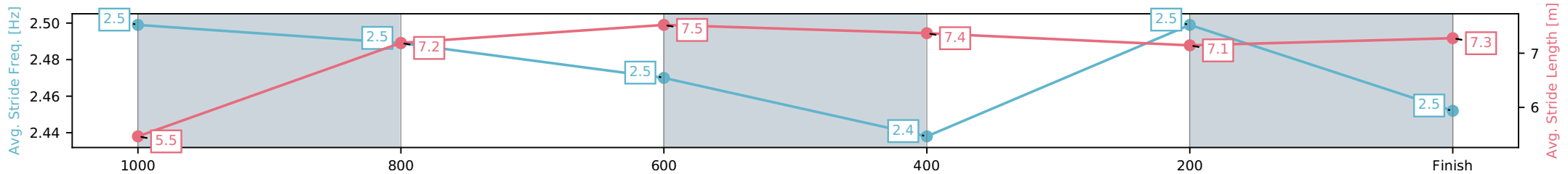
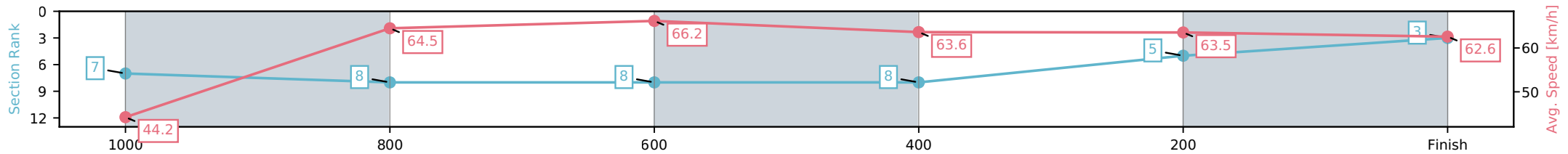
Ipswich QLD --Professional-2026-07-03
 Race 7: IPSWICH PARTY HIRE Colts, Geldings and Entires
 RATINGS BAND 0 - 58 Handicap - 1100m



03 July 2026 - 3:19PM

Track Rating: Soft 5, Weather: Fine, Rail Position: +6m Entire Circuit

Section	L1100	L1000	L800	L600	L400	L200
Section Times	1:04.58 (0:08.29)	0:56.29 [7] (0:11.20)	0:45.09 [8] (0:10.88)	0:34.21 [8] (0:11.26)	0:22.95 [8] (0:11.25)	0:11.70 [5] (0:11.70)
Average Speed [km/h]	44.2	64.5	66.2	63.6	63.5	62.6
Top Speed [km/h]	60.7	66.0	66.7	65.2	64.7	64.5
Avg. Dist. to Rail [m]	8.2	1.8	0.4	1.2	1.1	1.6
Avg. Stride Freq. [Hz]	2.5	2.5	2.5	2.4	2.5	2.5
Avg. Stride Length [m]	5.5	7.2	7.5	7.4	7.1	7.3



- [] Ranking at each section and finish
- :-:- No data available at this section
- NA No data available

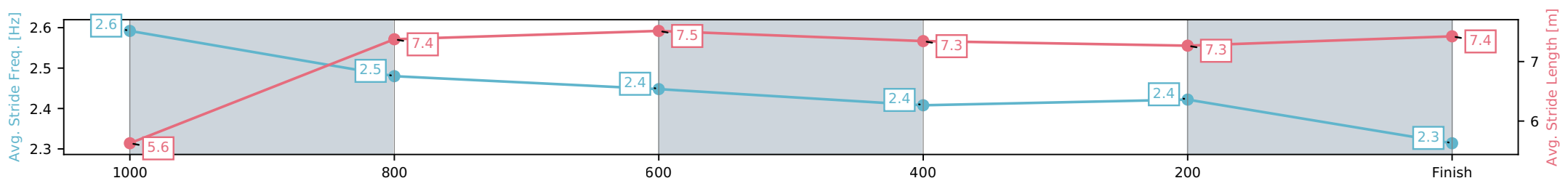
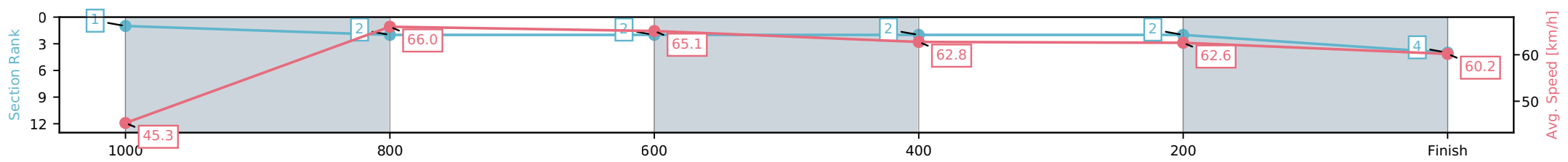
Horse/Jockey Name	Calmer Karma/Adin Thompson
Finish Rank	4
Fastest Section Time (Section)	0:10.82 (1000-800)
Top Speed [km/h] (Section)	66.7 (800-600)
Race State	PUBLISHED



Ipswich QLD --Professional-2026-07-03
 Race 7: IPSWICH PARTY HIRE Colts, Geldings and Entires
 RATINGS BAND 0 - 58 Handicap - 1100m
 03 July 2026 - 3:19PM
 Track Rating: Soft 5, Weather: Fine, Rail Position: +6m Entire Circuit



Section	L1100	L1000	L800	L600	L400	L200
Section Times	1:04.61 (0:08.09)	0:56.52 [1] (0:10.82)	0:45.70 [2] (0:10.92)	0:34.78 [2] (0:11.32)	0:23.45 [2] (0:11.41)	0:12.04 [2] (0:12.04)
Average Speed [km/h]	45.3	66.0	65.1	62.8	62.6	60.2
Top Speed [km/h]	62.5	66.7	66.7	64.0	63.8	62.4
Avg. Dist. to Rail [m]	5.7	2.5	3.2	3.3	1.5	2.0
Avg. Stride Freq. [Hz]	2.6	2.5	2.4	2.4	2.4	2.3
Avg. Stride Length [m]	5.6	7.4	7.5	7.3	7.3	7.4



[] Ranking at each section and finish
 -:-:- No data available at this section
 NA No data available

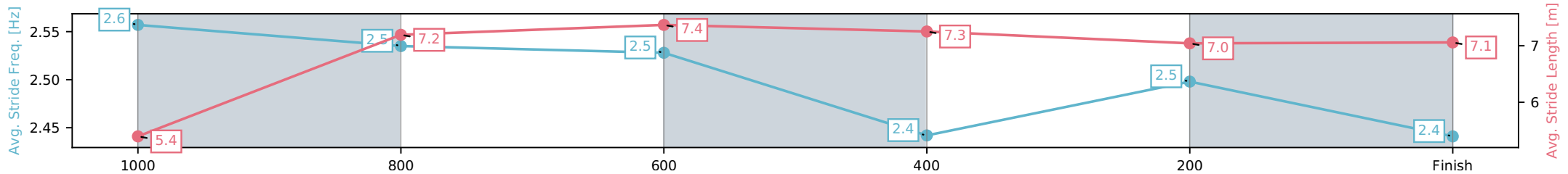
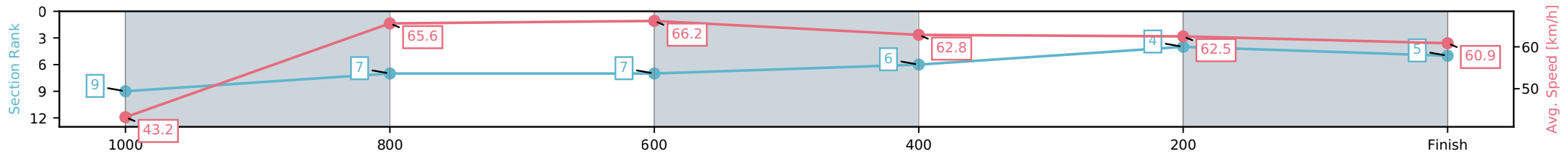
Horse/Jockey Name	Yes I'm Ugly/Stacey Callow
Finish Rank	5
Fastest Section Time (Section)	0:10.79 (800-600)
Top Speed [km/h] (Section)	67.5 (800-600)
Race State	PUBLISHED



Ipswich QLD --Professional-2026-07-03
 Race 7: IPSWICH PARTY HIRE Colts, Geldings and Entires
 RATINGS BAND 0 - 58 Handicap - 1100m
 03 July 2026 - 3:19PM
 Track Rating: Soft 5, Weather: Fine, Rail Position: +6m Entire Circuit



Section	L1100	L1000	L800	L600	L400	L200
Section Times	1:04.72 (0:08.49)	0:56.23 [9] (0:10.92)	0:45.31 [7] (0:10.79)	0:34.52 [7] (0:11.30)	0:23.22 [6] (0:11.38)	0:11.84 [4] (0:11.84)
Average Speed [km/h]	43.2	65.6	66.2	62.8	62.5	60.9
Top Speed [km/h]	63.5	66.3	67.5	64.2	63.4	63.4
Avg. Dist. to Rail [m]	5.1	2.0	2.0	3.3	2.4	3.0
Avg. Stride Freq. [Hz]	2.6	2.5	2.5	2.4	2.5	2.4
Avg. Stride Length [m]	5.4	7.2	7.4	7.3	7.0	7.1



[] Ranking at each section and finish
 -.-.- No data available at this section
 NA No data available

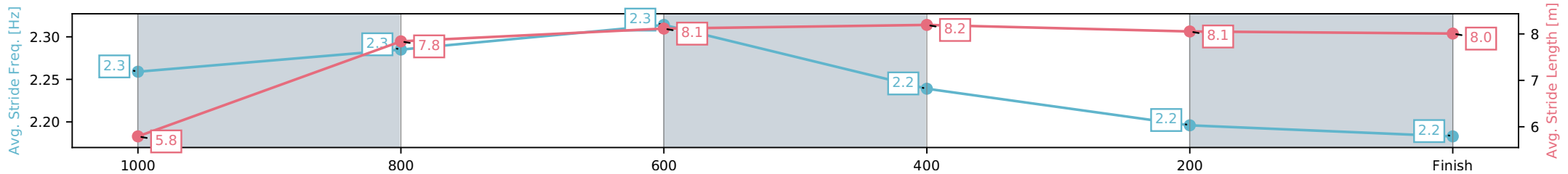
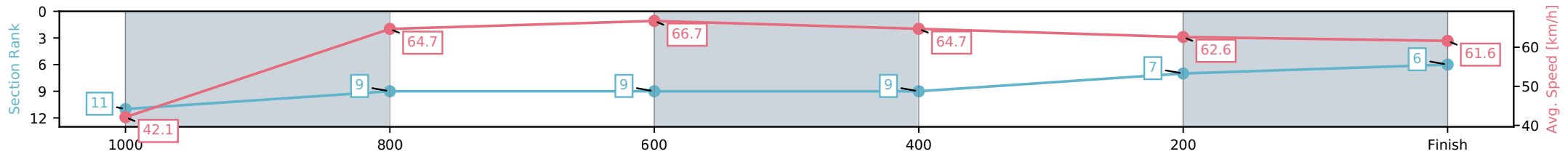
Horse/Jockey Name	Whata Sort/Harrison Shaw
Finish Rank	6
Fastest Section Time (Section)	0:10.82 (800-600)
Top Speed [km/h] (Section)	67.4 (800-600)
Race State	PUBLISHED



Ipswich QLD --Professional-2026-07-03
 Race 7: IPSWICH PARTY HIRE Colts, Geldings and Entires
 RATINGS BAND 0 - 58 Handicap - 1100m
 03 July 2026 - 3:19PM
 Track Rating: Soft 5, Weather: Fine, Rail Position: +6m Entire Circuit



Section	L1100	L1000	L800	L600	L400	L200
Section Times	1:05.06 (0:08.70)	0:56.36 [11] (0:11.14)	0:45.22 [9] (0:10.82)	0:34.40 [9] (0:11.10)	0:23.30 [9] (0:11.46)	0:11.85 [7] (0:11.85)
Average Speed [km/h]	42.1	64.7	66.7	64.7	62.6	61.6
Top Speed [km/h]	60.0	66.5	67.4	66.8	62.9	63.1
Avg. Dist. to Rail [m]	4.0	0.5	1.0	0.8	0.8	1.0
Avg. Stride Freq. [Hz]	2.3	2.3	2.3	2.2	2.2	2.2
Avg. Stride Length [m]	5.8	7.8	8.1	8.2	8.1	8.0



[] Ranking at each section and finish
 -:-:- No data available at this section
 NA No data available


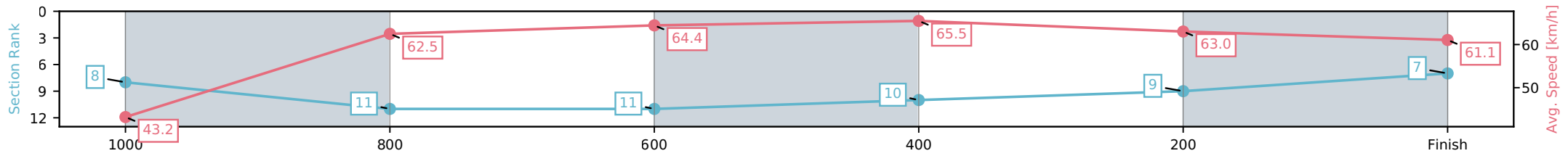
Horse/Jockey Name	Prince Of Synergy/Benjamin Osmond
Finish Rank	7
Fastest Section Time (Section)	0:10.92 (600-400)
Top Speed [km/h] (Section)	66.6 (600-400)
Race State	PUBLISHED



Ipswich QLD --Professional-2026-07-03
 Race 7: IPSWICH PARTY HIRE Colts, Geldings and Entires
 RATINGS BAND 0 - 58 Handicap - 1100m
 03 July 2026 - 3:19PM
 Track Rating: Soft 5, Weather: Fine, Rail Position: +6m Entire Circuit



Section	L1100	L1000	L800	L600	L400	L200
Section Times	1:05.32 (0:08.48)	0:56.84 [8] (0:11.45)	0:45.39 [11] (0:11.10)	0:34.29 [11] (0:10.92)	0:23.38 [10] (0:11.40)	0:11.98 [9] (0:11.98)
Average Speed [km/h]	43.2	62.5	64.4	65.5	63.0	61.1
Top Speed [km/h]	61.7	65.1	65.5	66.6	64.2	63.1
Avg. Dist. to Rail [m]	2.4	2.0	1.7	1.7	0.5	0.8
Avg. Stride Freq. [Hz]	2.3	2.3	2.3	2.3	2.2	2.2
Avg. Stride Length [m]	5.9	7.8	7.9	8.0	8.0	7.9



[] Ranking at each section and finish
 -:-:- No data available at this section
 NA No data available

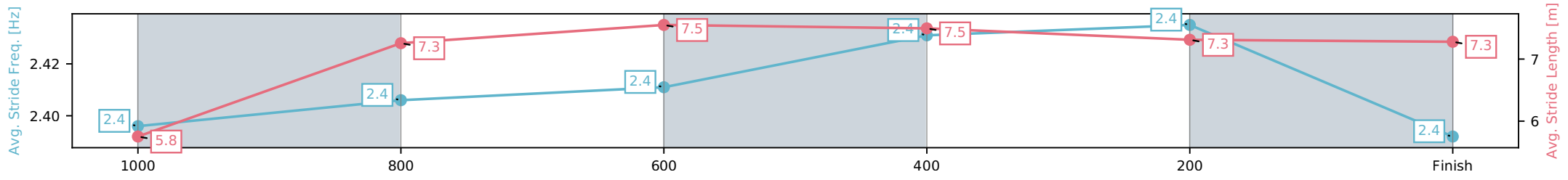
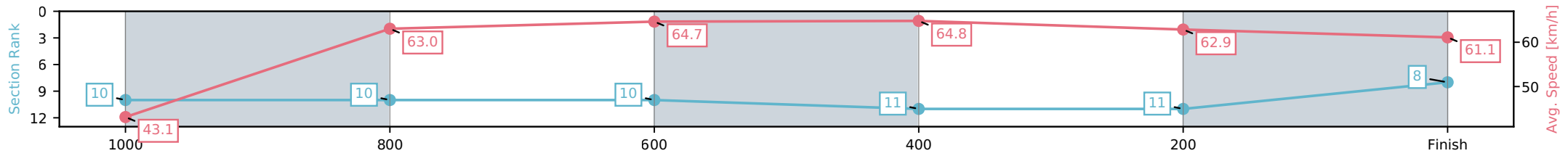
Horse/Jockey Name	Paballo/Emily Lang
Finish Rank	8
Fastest Section Time (Section)	0:11.07 (800-600)
Top Speed [km/h] (Section)	65.5 (600-400)
Race State	PUBLISHED



Ipswich QLD --Professional-2026-07-03
 Race 7: IPSWICH PARTY HIRE Colts, Geldings and Entires
 RATINGS BAND 0 - 58 Handicap - 1100m
 03 July 2026 - 3:19PM
 Track Rating: Soft 5, Weather: Fine, Rail Position: +6m Entire Circuit



Section	L1100	L1000	L800	L600	L400	L200
Section Times	1:05.48 (0:08.50)	0:56.98 [10] (0:11.39)	0:45.59 [10] (0:11.07)	0:34.52 [10] (0:11.08)	0:23.44 [11] (0:11.53)	0:11.91 [11] (0:11.91)
Average Speed [km/h]	43.1	63.0	64.7	64.8	62.9	61.1
Top Speed [km/h]	59.3	65.0	65.2	65.5	64.5	63.2
Avg. Dist. to Rail [m]	1.5	1.3	1.2	0.7	3.2	5.8
Avg. Stride Freq. [Hz]	2.4	2.4	2.4	2.4	2.4	2.4
Avg. Stride Length [m]	5.8	7.3	7.5	7.5	7.3	7.3



[] Ranking at each section and finish
 -:-:- No data available at this section
 NA No data available

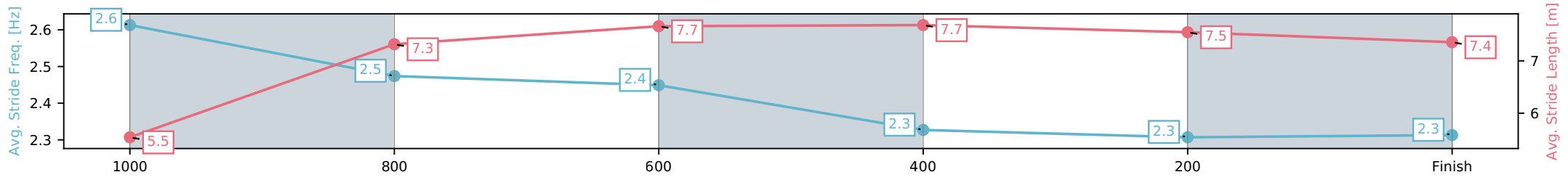
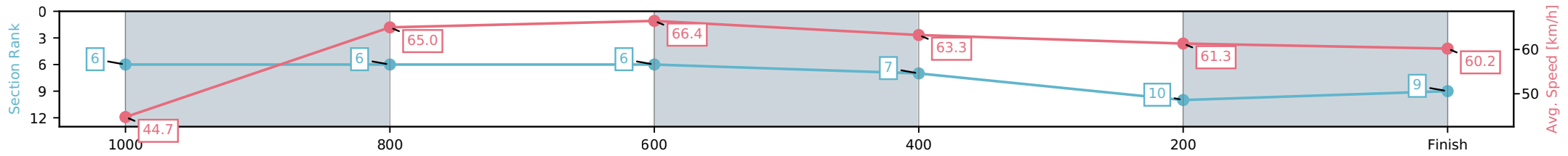
Horse/Jockey Name	Majestic Louvre/Brandon Lerena
Finish Rank	9
Fastest Section Time (Section)	0:10.90 (800-600)
Top Speed [km/h] (Section)	67.8 (800-600)
Race State	PUBLISHED



Ipswich QLD --Professional-2026-07-03
 Race 7: IPSWICH PARTY HIRE Colts, Geldings and Entires
 RATINGS BAND 0 - 58 Handicap - 1100m
 03 July 2026 - 3:19PM
 Track Rating: Soft 5, Weather: Fine, Rail Position: +6m Entire Circuit



Section	L1100	L1000	L800	L600	L400	L200
Section Times	1:05.53 (0:08.19)	0:57.34 [6] (0:11.08)	0:46.26 [6] (0:10.90)	0:35.36 [6] (0:11.45)	0:23.91 [7] (0:11.79)	0:12.11 [10] (0:12.11)
Average Speed [km/h]	44.7	65.0	66.4	63.3	61.3	60.2
Top Speed [km/h]	62.3	66.1	67.8	64.5	62.7	61.0
Avg. Dist. to Rail [m]	3.2	0.3	1.6	1.8	1.4	0.8
Avg. Stride Freq. [Hz]	2.6	2.5	2.4	2.3	2.3	2.3
Avg. Stride Length [m]	5.5	7.3	7.7	7.7	7.5	7.4



[] Ranking at each section and finish
 -:-:- No data available at this section
 NA No data available

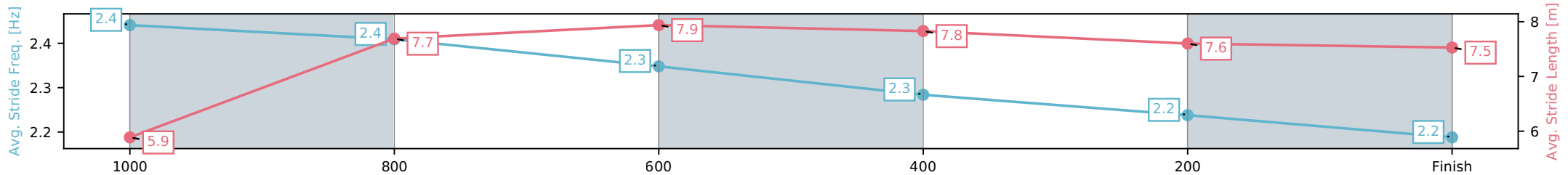
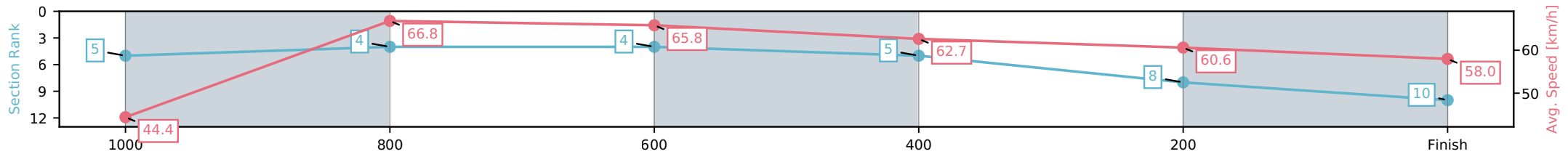
Horse/Jockey Name	Capiana/Sean Cormack
Finish Rank	10
Fastest Section Time (Section)	0:10.78 (1000-800)
Top Speed [km/h] (Section)	67.5 (1000-800)
Race State	PUBLISHED



Ipswich QLD --Professional-2026-07-03
 Race 7: IPSWICH PARTY HIRE Colts, Geldings and Entires
 RATINGS BAND 0 - 58 Handicap - 1100m
 03 July 2026 - 3:19PM
 Track Rating: Soft 5, Weather: Fine, Rail Position: +6m Entire Circuit



Section	L1100	L1000	L800	L600	L400	L200
Section Times	1:05.77 (0:08.18)	0:57.59 [5] (0:10.78)	0:46.81 [4] (0:10.96)	0:35.85 [4] (0:11.46)	0:24.39 [5] (0:11.86)	0:12.53 [8] (0:12.53)
Average Speed [km/h]	44.4	66.8	65.8	62.7	60.6	58.0
Top Speed [km/h]	61.8	67.5	66.9	64.3	61.7	59.9
Avg. Dist. to Rail [m]	5.3	1.0	0.6	0.7	0.8	1.6
Avg. Stride Freq. [Hz]	2.4	2.4	2.3	2.3	2.2	2.2
Avg. Stride Length [m]	5.9	7.7	7.9	7.8	7.6	7.5



- [] Ranking at each section and finish
- :-:- No data available at this section
- NA No data available

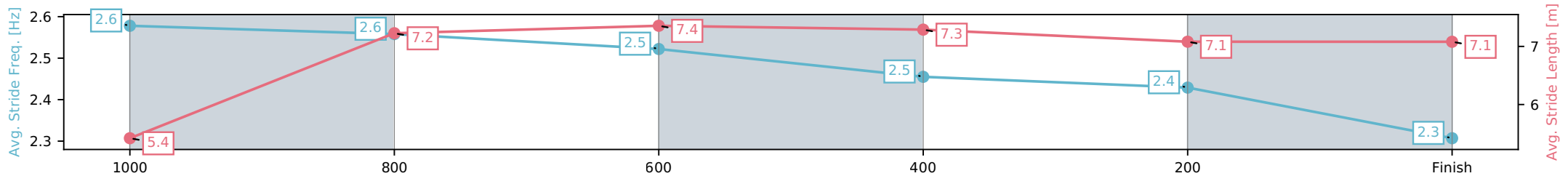
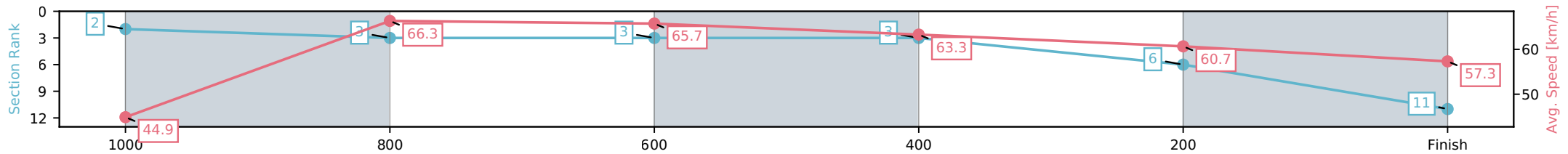
Horse/Jockey Name	Paper Cowboy/Cejay Graham
Finish Rank	11
Fastest Section Time (Section)	0:10.83 (1000-800)
Top Speed [km/h] (Section)	67.3 (800-600)
Race State	PUBLISHED



Ipswich QLD --Professional-2026-07-03
 Race 7: IPSWICH PARTY HIRE Colts, Geldings and Entires
 RATINGS BAND 0 - 58 Handicap - 1100m
 03 July 2026 - 3:19PM
 Track Rating: Soft 5, Weather: Fine, Rail Position: +6m Entire Circuit



Section	L1100	L1000	L800	L600	L400	L200
Section Times	1:05.85 (0:08.11)	0:57.74 [2] (0:10.83)	0:46.91 [3] (0:10.95)	0:35.96 [3] (0:11.36)	0:24.59 [3] (0:11.92)	0:12.68 [6] (0:12.68)
Average Speed [km/h]	44.9	66.3	65.7	63.3	60.7	57.3
Top Speed [km/h]	63.8	67.2	67.3	65.1	62.3	59.3
Avg. Dist. to Rail [m]	2.3	0.9	0.2	0.3	1.7	1.7
Avg. Stride Freq. [Hz]	2.6	2.6	2.5	2.5	2.4	2.3
Avg. Stride Length [m]	5.4	7.2	7.4	7.3	7.1	7.1



- [] Ranking at each section and finish
- :-:- No data available at this section
- NA No data available



Ipswich QLD

Race 8: FERTPRO Fillies and Mares RATINGS BAND 0 - 58 Handicap - 1100m

03 July 2026 - 3:53PM

Track Rating: Soft 5, Weather: Fine, Rail Position: +6m Entire Circuit



Field Times (Race Tempo) 1:04.55 (0:08.01) 0:56.54 (0:10.74) 0:45.80 (0:10.99) 0:34.80 (0:11.40) 0:23.40 (0:11.56) 0:11.84 (0:11.84)

Rank	TAB#	Horse	Overall Time	First 400m	Top Speed km/h (Section)	L1100	L1000	L800	L600	L400	L200		
	(BAR#)	Jockey	Margin (DT-W)	Last 600m	Fastest Section (Time)	Start - 1000	1000 - 800	800 - 600	600 - 400	400 - 200	200 - Finish		
1	8	Upstart Lover	1:04.55	0:24.89	65.5 (1000-800)	1:04.55	0:56.46 [2]	0:45.35 [3]	0:34.03 [4]	0:22.96 [3]	0:11.60 [2]		
	(3)	Benjamin Osmond		0:34.03	600-400 (0:11.07)	(0:08.09)	(0:11.11)	(0:11.32)	(0:11.07)	(0:11.36)	(0:11.60)		
2	1	Miss Zermatt	1:04.59	0:25.14	65.8 (600-400)	1:04.59	0:56.22 [7]	0:45.02 [7]	0:33.74 [8]	0:22.63 [6]	0:11.48 [6]		
	(9)	Jaden Lloyd	0.3L (-3)	0:33.73	600-400 (0:11.11)	(0:08.37)	(0:11.20)	(0:11.28)	(0:11.11)	(0:11.14)	(0:11.48)		
3	4	Riva D'amor	1:04.65	0:25.13	67.2 (400-200)	1:04.65	0:56.18 [8]	0:45.01 [9]	0:33.77 [9]	0:22.36 [11]	0:11.24 [7]		
	(11)	Montana Philpot	0.6L (-10)	0:33.77	400-200 (0:11.12)	(0:08.47)	(0:11.17)	(0:11.24)	(0:11.41)	(0:11.12)	(0:11.24)		
4	5	Enchaanted	1:04.90	0:24.55	66.4 (1000-800)	1:04.90	0:56.81 [3]	0:45.92 [2]	0:34.79 [2]	0:23.49 [2]	0:11.94 [3]		
	(6)	Tahlia Fenlon	2.1L (+8)	0:34.79	1000-800 (0:10.89)	(0:08.09)	(0:10.89)	(0:11.14)	(0:11.30)	(0:11.55)	(0:11.94)		
5	2	Aeropower	1:04.92	0:24.93	66.1 (1000-800)	1:04.92	0:56.61 [5]	0:45.55 [6]	0:34.31 [6]	0:23.08 [5]	0:11.86 [4]		
	(2)	Sean Cormack	2.2L (+0)	0:34.30	1000-800 (0:11.07)	(0:08.31)	(0:11.07)	(0:11.24)	(0:11.22)	(0:11.22)	(0:11.86)		
6	10	Flitgrove	1:04.94	0:24.19	67.5 (1000-800)	1:04.94	0:56.93 [1]	0:46.19 [1]	0:35.19 [1]	0:23.79 [1]	0:12.22 [1]		
	(10)	Ryan Maloney	2.3L (-3)	0:35.18	1000-800 (0:10.74)	(0:08.01)	(0:10.74)	(0:10.99)	(0:11.40)	(0:11.56)	(0:12.22)		
7	13	Time To Cry	1:04.97	0:24.73	66.4 (1000-800)	1:04.97	0:56.74 [4]	0:45.76 [4]	0:34.53 [3]	0:23.17 [4]	0:11.90 [5]		
	(5)	Cejay Graham	2.5L (-1)	0:34.53	1000-800 (0:10.98)	(0:08.23)	(0:10.98)	(0:11.23)	(0:11.36)	(0:11.27)	(0:11.90)		
8	7	Intrecciato	1:05.16	0:25.29	65.4 (1000-800)	1:05.16	0:56.66 [9]	0:45.38 [10]	0:34.27 [10]	0:22.97 [9]	0:11.61 [8]		
	(1)	Ross O'Sullivan	3.6L (-5)	0:34.27	800-600 (0:11.11)	(0:08.50)	(0:11.28)	(0:11.11)	(0:11.30)	(0:11.36)	(0:11.61)		
9	15	Pacific Pirate	1:05.24	0:25.32	66.2 (800-600)	1:05.24	0:56.66 [10]	0:45.37 [11]	0:34.30 [11]	0:22.98 [10]	0:11.60 [10]		
	(7)	Amy Graham	4.0L (-8)	0:34.30	800-600 (0:11.07)	(0:08.58)	(0:11.28)	(0:11.07)	(0:11.32)	(0:11.38)	(0:11.60)		
10	12	Jardin De Lys	1:05.44	0:24.84	67.1 (1000-800)	1:05.44	0:57.10 [6]	0:46.08 [5]	0:34.90 [5]	0:23.44 [7]	0:11.80 [11]		
	(12)	Stacey Callow	5.2L (-8)	0:34.90	1000-800 (0:11.01)	(0:08.34)	(0:11.01)	(0:11.18)	(0:11.46)	(0:11.64)	(0:11.80)		

Scratched: Beau's Girl (#9), Rare Moon (#11), Late Night Devil (#14)

Report Created: Fri 03 July 2026

(Note: Races are conducted over an approximate distance as close as possible to the advertised distance, and recorded data may vary accordingly. Official times refer to race times only and do not include handicap times.)

[] Position in running at each section and finish
 TAB# Saddle cloth number
 -:-:- No data available at this section
 BAR# Barrier/Gate Position
 NA No data available
 DNF Did not finish
 DNT Did not track
 DT-W Distance travelled compared to winner in metres

Fastest split
 Fastest section

data processed by TRIPLESDATA



Ipswich QLD

Race 8: FERTPRO Fillies and Mares RATINGS BAND 0 - 58 Handicap - 1100m

03 July 2026 - 3:53PM

Track Rating: Soft 5, Weather: Fine, Rail Position: +6m Entire Circuit



Field Times (Race Tempo) 1:04.55 (0:08.01) 0:56.54 (0:10.74) 0:45.80 (0:10.99) 0:34.80 (0:11.40) 0:23.40 (0:11.56) 0:11.84 (0:11.84)

Rank	TAB#	Horse	Overall Time	First 400m	Top Speed km/h (Section)	L1100	L1000	L800	L600	L400	L200		
	(BAR#)	Jockey	Margin (DT-W)	Last 600m	Fastest Section (Time)	Start - 1000	1000 - 800	800 - 600	600 - 400	400 - 200	200 - Finish		
11	6	Hannabana	1:05.46	0:25.04	67.7 (800-600)	1:05.46	0:56.83 [11]	0:45.87 [8]	0:34.71 [7]	0:23.42 [8]	0:11.84 [9]		
	(8)	Leah Martyn	5.4L (-9)	0:34.71	1000-800 (0:10.97)	(0:08.63)	(0:10.97)	(0:11.16)	(0:11.29)	(0:11.58)	(0:11.84)		
12	3	Ocean Joy	1:05.77	0:25.82	65.2 (800-600)	1:05.77	0:57.07 [12]	0:45.55 [12]	0:34.39 [12]	0:23.10 [12]	0:11.75 [12]		
	(4)	Rob Thorburn	7.2L (-1)	0:34.39	800-600 (0:11.16)	(0:08.70)	(0:11.52)	(0:11.16)	(0:11.28)	(0:11.36)	(0:11.75)		

Scratched: Beau's Girl (#9), Rare Moon (#11), Late Night Devil (#14)

Report Created: Fri 03 July 2026

(Note: Races are conducted over an approximate distance as close as possible to the advertised distance, and recorded data may vary accordingly. Official times refer to race times only and do not include handicap times.)

[] Position in running at each section and finish TAB# Saddle cloth number

-:-:- No data available at this section

NA No data available

DNT Did not track

BAR# Barrier/Gate Position

DNF Did not finish

DT-W Distance travelled compared to winner in metres

Fastest split

Fastest section

data processed by TRIPLESDATA

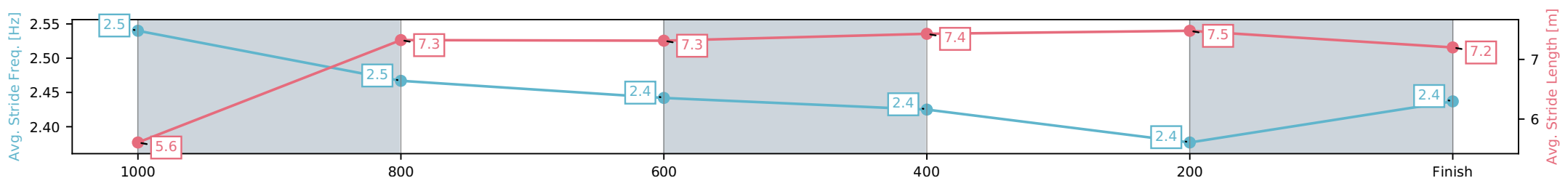
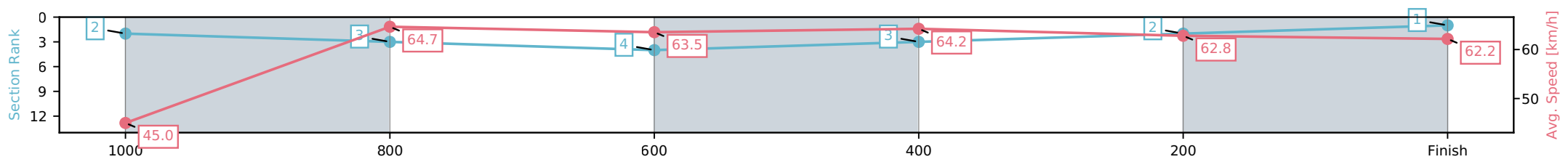
Horse/Jockey Name	Upstart Lover/Benjamin Osmond
Finish Rank	1
Fastest Section Time (Section)	0:11.07 (600-400)
Top Speed [km/h] (Section)	65.5 (1000-800)
Race State	Finished



Ipswich QLD --Professional-2026-07-03
 Race 8: FERTPRO Fillies and Mares RATINGS BAND 0 - 58
 Handicap - 1100m
 03 July 2026 - 3:53PM
 Track Rating: Soft 5, Weather: Fine, Rail Position: +6m Entire Circuit



Section	L1100	L1000	L800	L600	L400	L200
Section Times	1:04.55 (0:08.09)	0:56.46 [2] (0:11.11)	0:45.35 [3] (0:11.32)	0:34.03 [4] (0:11.07)	0:22.96 [3] (0:11.36)	0:11.60 [2] (0:11.60)
Average Speed [km/h]	45.0	64.7	63.5	64.2	62.8	62.2
Top Speed [km/h]	62.0	65.5	64.7	65.2	64.3	63.4
Avg. Dist. to Rail [m]	1.8	1.2	0.7	2.5	1.8	1.2
Avg. Stride Freq. [Hz]	2.5	2.5	2.4	2.4	2.4	2.4
Avg. Stride Length [m]	5.6	7.3	7.3	7.4	7.5	7.2



[] Ranking at each section and finish
 -:-:- No data available at this section
 NA No data available

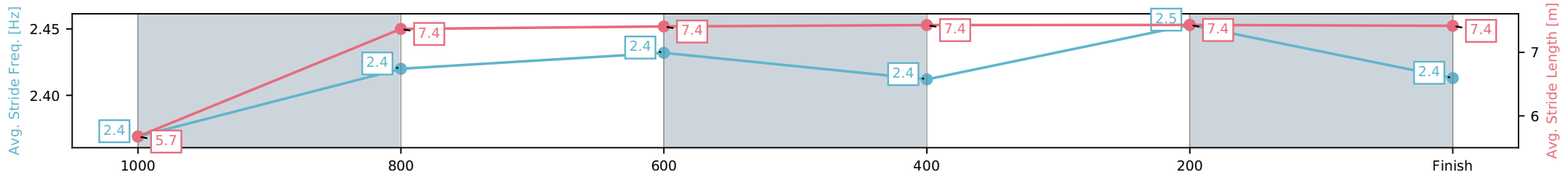
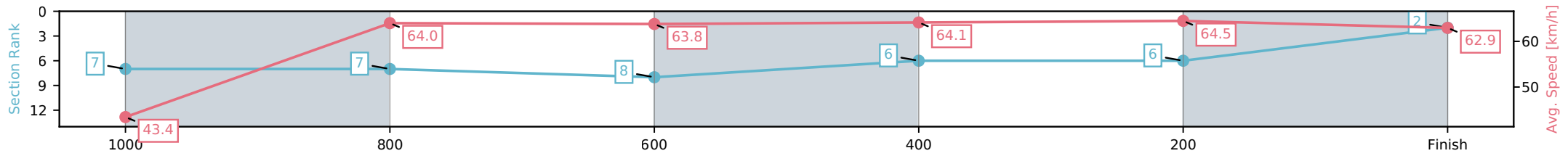
Horse/Jockey Name	Miss Zermatt/Jaden Lloyd
Finish Rank	2
Fastest Section Time (Section)	0:11.11 (600-400)
Top Speed [km/h] (Section)	65.8 (600-400)
Race State	Finished



Ipswich QLD --Professional-2026-07-03
 Race 8: FERTPRO Fillies and Mares RATINGS BAND 0 - 58
 Handicap - 1100m
 03 July 2026 - 3:53PM
 Track Rating: Soft 5, Weather: Fine, Rail Position: +6m Entire Circuit



Section	L1100	L1000	L800	L600	L400	L200
Section Times	1:04.59 (0:08.37)	0:56.22 [7] (0:11.20)	0:45.02 [7] (0:11.28)	0:33.74 [8] (0:11.11)	0:22.63 [6] (0:11.14)	0:11.48 [6] (0:11.48)
Average Speed [km/h]	43.4	64.0	63.8	64.1	64.5	62.9
Top Speed [km/h]	61.1	65.6	65.4	65.8	65.7	64.6
Avg. Dist. to Rail [m]	5.9	1.5	0.5	2.2	1.4	1.8
Avg. Stride Freq. [Hz]	2.4	2.4	2.4	2.4	2.5	2.4
Avg. Stride Length [m]	5.7	7.4	7.4	7.4	7.4	7.4



[] Ranking at each section and finish
 -.-.- No data available at this section
 NA No data available

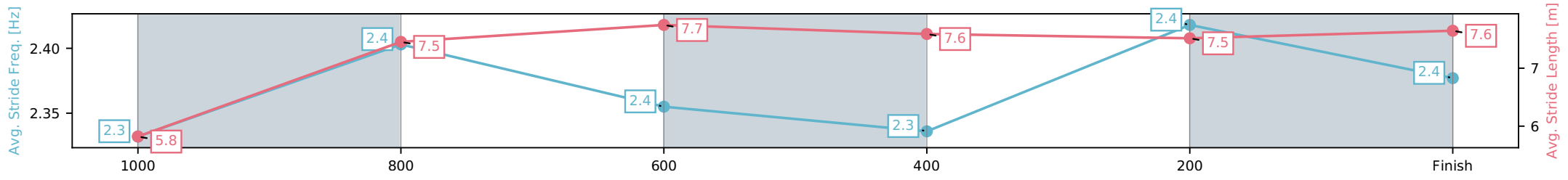
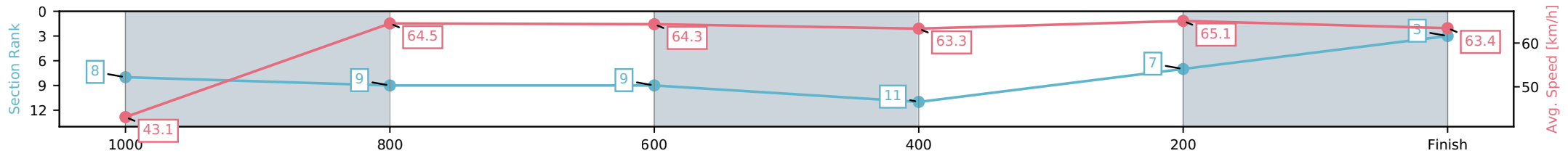
Horse/Jockey Name	Riva D'amor/Montana Philpot
Finish Rank	3
Fastest Section Time (Section)	0:11.12 (400-200)
Top Speed [km/h] (Section)	67.2 (400-200)
Race State	Finished



Ipswich QLD --Professional-2026-07-03
 Race 8: FERTPRO Fillies and Mares RATINGS BAND 0 - 58
 Handicap - 1100m
 03 July 2026 - 3:53PM
 Track Rating: Soft 5, Weather: Fine, Rail Position: +6m Entire Circuit



Section	L1100	L1000	L800	L600	L400	L200
Section Times	1:04.65 (0:08.47)	0:56.18 [8] (0:11.17)	0:45.01 [9] (0:11.24)	0:33.77 [9] (0:11.41)	0:22.36 [11] (0:11.12)	0:11.24 [7] (0:11.24)
Average Speed [km/h]	43.1	64.5	64.3	63.3	65.1	63.4
Top Speed [km/h]	60.7	66.0	65.9	64.1	67.2	66.3
Avg. Dist. to Rail [m]	7.4	0.8	1.2	0.6	2.2	3.0
Avg. Stride Freq. [Hz]	2.3	2.4	2.4	2.3	2.4	2.4
Avg. Stride Length [m]	5.8	7.5	7.7	7.6	7.5	7.6



[] Ranking at each section and finish
 -:-:- No data available at this section
 NA No data available

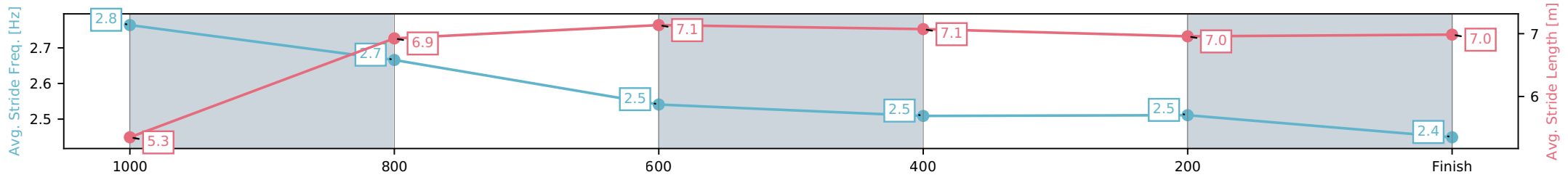
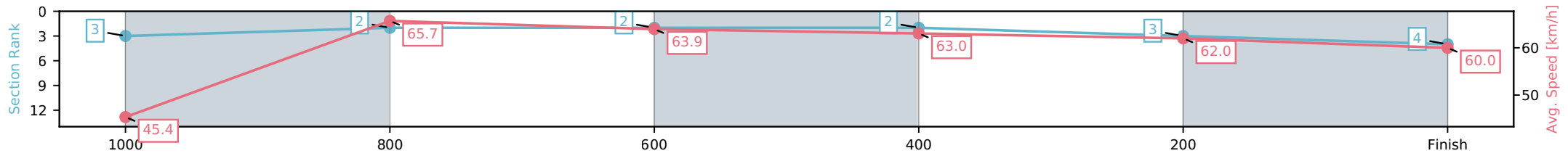
Horse/Jockey Name	Enchaanted/Tahlia Fenlon
Finish Rank	4
Fastest Section Time (Section)	0:10.89 (1000-800)
Top Speed [km/h] (Section)	66.4 (1000-800)
Race State	Finished



Ipswich QLD --Professional-2026-07-03
 Race 8: FERTPRO Fillies and Mares RATINGS BAND 0 - 58
 Handicap - 1100m
 03 July 2026 - 3:53PM
 Track Rating: Soft 5, Weather: Fine, Rail Position: +6m Entire Circuit



Section	L1100	L1000	L800	L600	L400	L200
Section Times	1:04.90 (0:08.09)	0:56.81 [3] (0:10.89)	0:45.92 [2] (0:11.14)	0:34.79 [2] (0:11.30)	0:23.49 [2] (0:11.55)	0:11.94 [3] (0:11.94)
Average Speed [km/h]	45.4	65.7	63.9	63.0	62.0	60.0
Top Speed [km/h]	63.9	66.4	64.8	63.9	63.3	62.5
Avg. Dist. to Rail [m]	3.2	2.7	2.5	2.8	0.9	0.2
Avg. Stride Freq. [Hz]	2.8	2.7	2.5	2.5	2.5	2.4
Avg. Stride Length [m]	5.3	6.9	7.1	7.1	7.0	7.0



[] Ranking at each section and finish
 -:-:- No data available at this section
 NA No data available

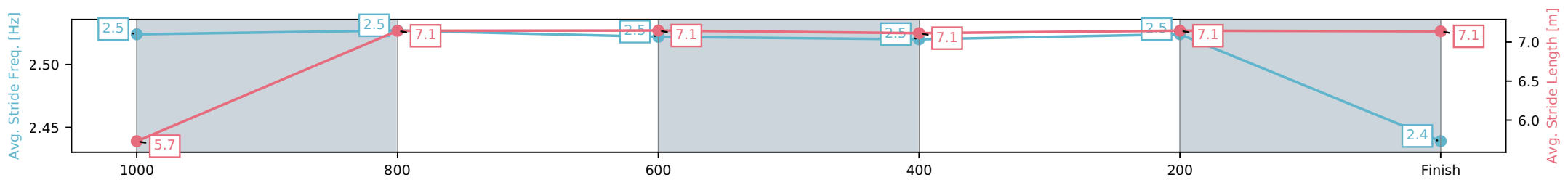
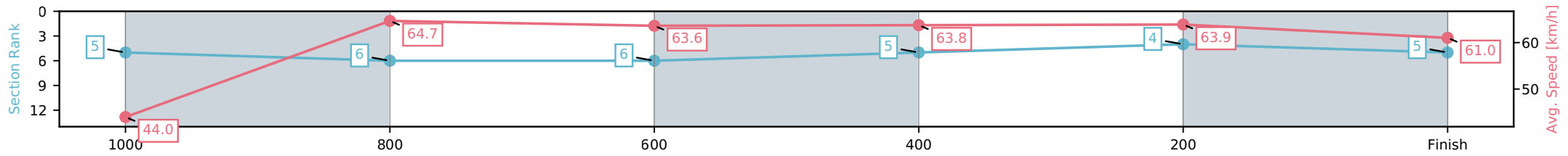
Horse/Jockey Name	Aeropower/Sean Cormack
Finish Rank	5
Fastest Section Time (Section)	0:11.07 (1000-800)
Top Speed [km/h] (Section)	66.1 (1000-800)
Race State	Finished



Ipswich QLD --Professional-2026-07-03
 Race 8: FERTPRO Fillies and Mares RATINGS BAND 0 - 58
 Handicap - 1100m
 03 July 2026 - 3:53PM
 Track Rating: Soft 5, Weather: Fine, Rail Position: +6m Entire Circuit



Section	L1100	L1000	L800	L600	L400	L200
Section Times	1:04.92 (0:08.31)	0:56.61 [5] (0:11.07)	0:45.55 [6] (0:11.24)	0:34.31 [6] (0:11.22)	0:23.08 [5] (0:11.22)	0:11.86 [4] (0:11.86)
Average Speed [km/h]	44.0	64.7	63.6	63.8	63.9	61.0
Top Speed [km/h]	61.6	66.1	65.1	64.6	65.4	63.7
Avg. Dist. to Rail [m]	0.6	1.8	1.9	1.7	0.9	1.1
Avg. Stride Freq. [Hz]	2.5	2.5	2.5	2.5	2.5	2.4
Avg. Stride Length [m]	5.7	7.1	7.1	7.1	7.1	7.1



[] Ranking at each section and finish
 -:-:- No data available at this section
 NA No data available

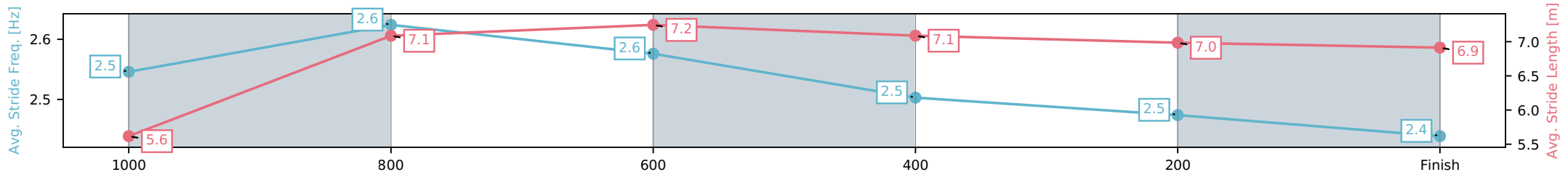
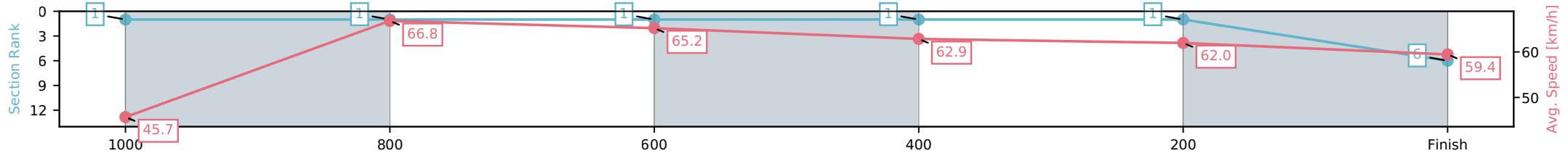
Horse/Jockey Name	Flitgrove/Ryan Maloney
Finish Rank	6
Fastest Section Time (Section)	0:10.74 (1000-800)
Top Speed [km/h] (Section)	67.5 (1000-800)
Race State	Finished



Ipswich QLD --Professional-2026-07-03
 Race 8: FERTPRO Fillies and Mares RATINGS BAND 0 - 58
 Handicap - 1100m
 03 July 2026 - 3:53PM
 Track Rating: Soft 5, Weather: Fine, Rail Position: +6m Entire Circuit



Section	L1100	L1000	L800	L600	L400	L200
Section Times	1:04.94 (0:08.01)	0:56.93 [1] (0:10.74)	0:46.19 [1] (0:10.99)	0:35.19 [1] (0:11.40)	0:23.79 [1] (0:11.56)	0:12.22 [1] (0:12.22)
Average Speed [km/h]	45.7	66.8	65.2	62.9	62.0	59.4
Top Speed [km/h]	63.5	67.5	67.2	63.9	62.6	62.3
Avg. Dist. to Rail [m]	6.9	1.5	0.7	1.5	0.8	1.8
Avg. Stride Freq. [Hz]	2.5	2.6	2.6	2.5	2.5	2.4
Avg. Stride Length [m]	5.6	7.1	7.2	7.1	7.0	6.9



[] Ranking at each section and finish
 -:-:- No data available at this section
 NA No data available

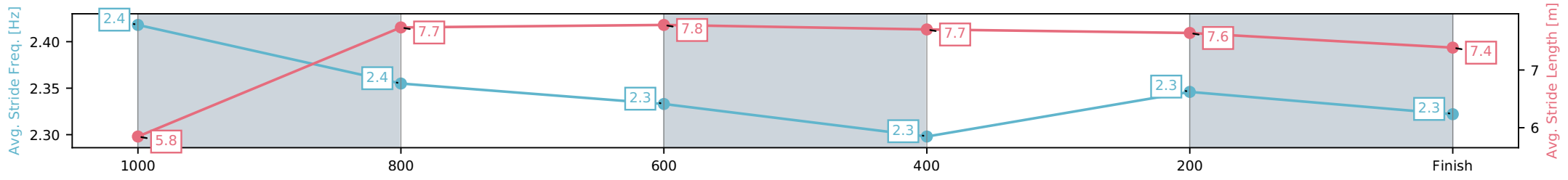
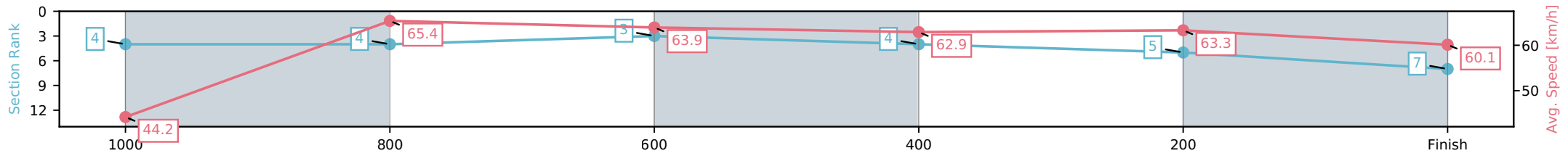
Horse/Jockey Name	Time To Cry/Cejay Graham
Finish Rank	7
Fastest Section Time (Section)	0:10.98 (1000-800)
Top Speed [km/h] (Section)	66.4 (1000-800)
Race State	Finished



Ipswich QLD --Professional-2026-07-03
 Race 8: FERTPRO Fillies and Mares RATINGS BAND 0 - 58
 Handicap - 1100m
 03 July 2026 - 3:53PM
 Track Rating: Soft 5, Weather: Fine, Rail Position: +6m Entire Circuit



Section	L1100	L1000	L800	L600	L400	L200
Section Times	1:04.97 (0:08.23)	0:56.74 [4] (0:10.98)	0:45.76 [4] (0:11.23)	0:34.53 [3] (0:11.36)	0:23.17 [4] (0:11.27)	0:11.90 [5] (0:11.90)
Average Speed [km/h]	44.2	65.4	63.9	62.9	63.3	60.1
Top Speed [km/h]	61.3	66.4	66.3	63.6	64.0	62.8
Avg. Dist. to Rail [m]	2.9	1.3	0.6	1.6	1.8	0.9
Avg. Stride Freq. [Hz]	2.4	2.4	2.3	2.3	2.3	2.3
Avg. Stride Length [m]	5.8	7.7	7.8	7.7	7.6	7.4



[] Ranking at each section and finish
 -:-:- No data available at this section
 NA No data available

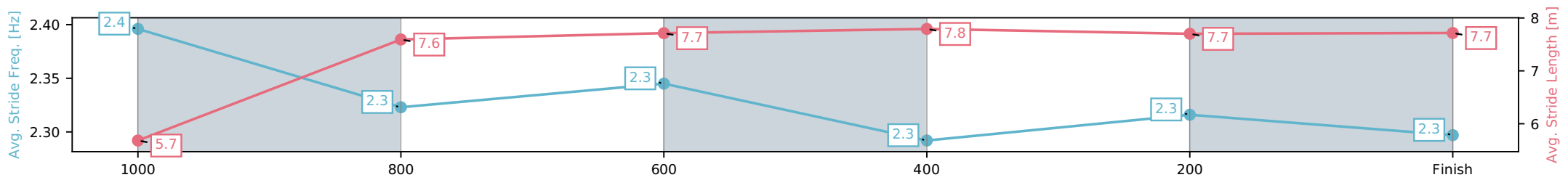
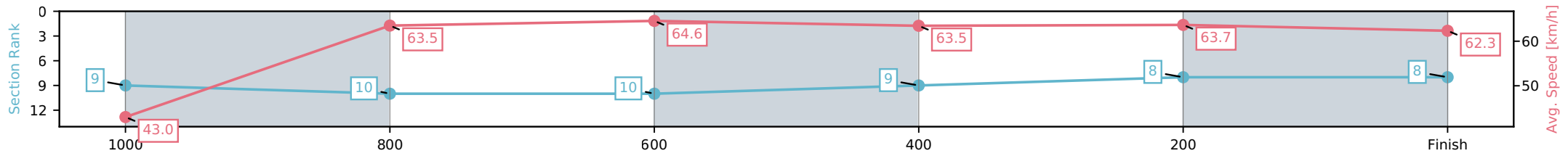
Horse/Jockey Name	Intrecciato/Ross O'Sullivan
Finish Rank	8
Fastest Section Time (Section)	0:11.11 (800-600)
Top Speed [km/h] (Section)	65.4 (1000-800)
Race State	Finished



Ipswich QLD --Professional-2026-07-03
 Race 8: FERTPRO Fillies and Mares RATINGS BAND 0 - 58
 Handicap - 1100m
 03 July 2026 - 3:53PM
 Track Rating: Soft 5, Weather: Fine, Rail Position: +6m Entire Circuit



Section	L1100	L1000	L800	L600	L400	L200
Section Times	1:05.16 (0:08.50)	0:56.66 [9] (0:11.28)	0:45.38 [10] (0:11.11)	0:34.27 [10] (0:11.30)	0:22.97 [9] (0:11.36)	0:11.61 [8] (0:11.61)
Average Speed [km/h]	43.0	63.5	64.6	63.5	63.7	62.3
Top Speed [km/h]	60.1	65.4	65.3	64.1	64.3	64.0
Avg. Dist. to Rail [m]	0.7	1.9	1.1	1.1	2.1	1.4
Avg. Stride Freq. [Hz]	2.4	2.3	2.3	2.3	2.3	2.3
Avg. Stride Length [m]	5.7	7.6	7.7	7.8	7.7	7.7



[] Ranking at each section and finish
 -.-.- No data available at this section
 NA No data available

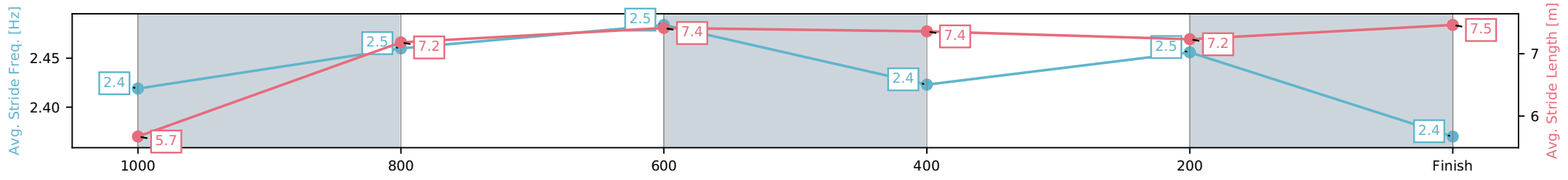
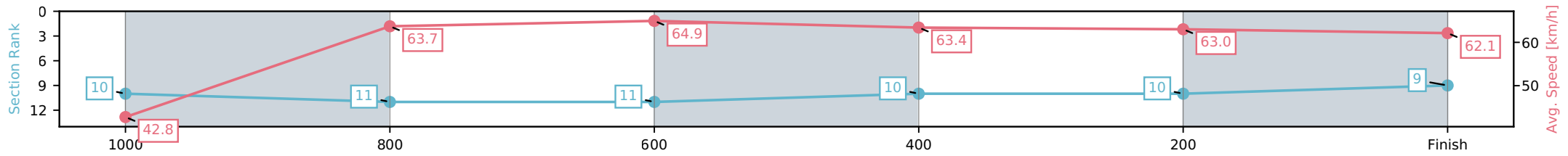
Horse/Jockey Name	Pacific Pirate/Amy Graham
Finish Rank	9
Fastest Section Time (Section)	0:11.07 (800-600)
Top Speed [km/h] (Section)	66.2 (800-600)
Race State	Finished



Ipswich QLD --Professional-2026-07-03
 Race 8: FERTPRO Fillies and Mares RATINGS BAND 0 - 58
 Handicap - 1100m
 03 July 2026 - 3:53PM
 Track Rating: Soft 5, Weather: Fine, Rail Position: +6m Entire Circuit



Section	L1100	L1000	L800	L600	L400	L200
Section Times	1:05.24 (0:08.58)	0:56.66 [10] (0:11.28)	0:45.37 [11] (0:11.07)	0:34.30 [11] (0:11.32)	0:22.98 [10] (0:11.38)	0:11.60 [10] (0:11.60)
Average Speed [km/h]	42.8	63.7	64.9	63.4	63.0	62.1
Top Speed [km/h]	59.5	65.8	66.2	64.0	64.6	63.6
Avg. Dist. to Rail [m]	4.5	0.7	0.3	0.9	0.8	0.4
Avg. Stride Freq. [Hz]	2.4	2.5	2.5	2.4	2.5	2.4
Avg. Stride Length [m]	5.7	7.2	7.4	7.4	7.2	7.5



[] Ranking at each section and finish
 -:-:- No data available at this section
 NA No data available

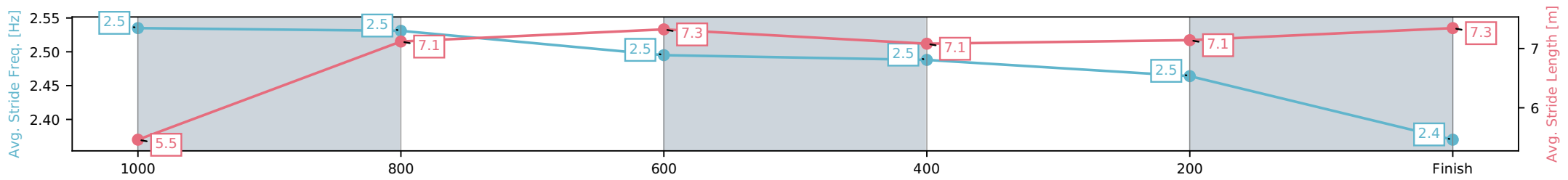
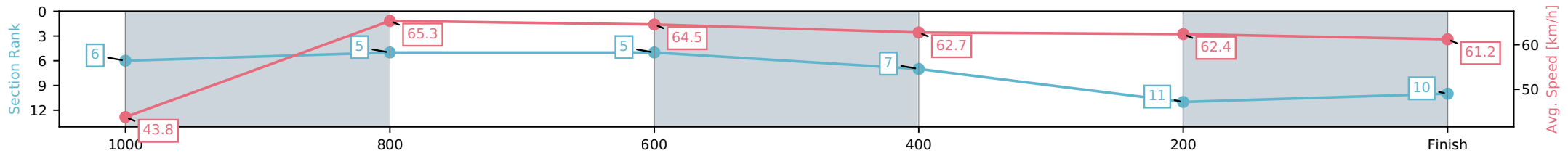
Horse/Jockey Name	Jardin De Lys/Stacey Callow
Finish Rank	10
Fastest Section Time (Section)	0:11.01 (1000-800)
Top Speed [km/h] (Section)	67.1 (1000-800)
Race State	Finished



Ipswich QLD --Professional-2026-07-03
 Race 8: FERTPRO Fillies and Mares RATINGS BAND 0 - 58
 Handicap - 1100m
 03 July 2026 - 3:53PM
 Track Rating: Soft 5, Weather: Fine, Rail Position: +6m Entire Circuit



Section	L1100	L1000	L800	L600	L400	L200
Section Times	1:05.44 (0:08.34)	0:57.10 [6] (0:11.01)	0:46.08 [5] (0:11.18)	0:34.90 [5] (0:11.46)	0:23.44 [7] (0:11.64)	0:11.80 [11] (0:11.80)
Average Speed [km/h]	43.8	65.3	64.5	62.7	62.4	61.2
Top Speed [km/h]	61.2	67.1	66.3	63.9	63.2	62.8
Avg. Dist. to Rail [m]	8.8	1.1	0.4	0.5	2.2	2.8
Avg. Stride Freq. [Hz]	2.5	2.5	2.5	2.5	2.5	2.4
Avg. Stride Length [m]	5.5	7.1	7.3	7.1	7.1	7.3



[] Ranking at each section and finish
 -:-:- No data available at this section
 NA No data available

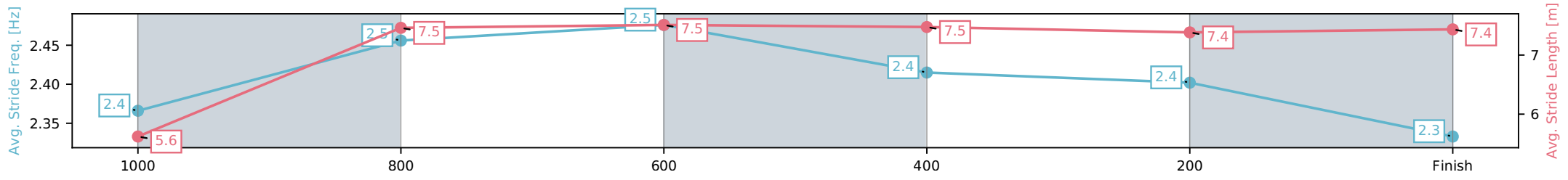
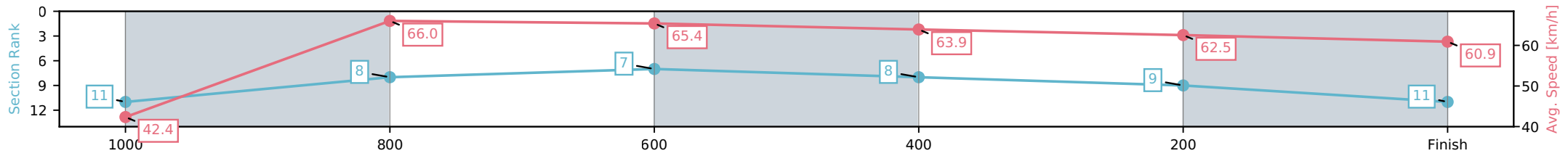
Horse/Jockey Name	Hannabana/Leah Martyn
Finish Rank	11
Fastest Section Time (Section)	0:10.97 (1000-800)
Top Speed [km/h] (Section)	67.7 (800-600)
Race State	Finished



Ipswich QLD --Professional-2026-07-03
 Race 8: FERTPRO Fillies and Mares RATINGS BAND 0 - 58
 Handicap - 1100m
 03 July 2026 - 3:53PM
 Track Rating: Soft 5, Weather: Fine, Rail Position: +6m Entire Circuit



Section	L1100	L1000	L800	L600	L400	L200
Section Times	1:05.46 (0:08.63)	0:56.83 [11] (0:10.97)	0:45.87 [8] (0:11.16)	0:34.71 [7] (0:11.29)	0:23.42 [8] (0:11.58)	0:11.84 [9] (0:11.84)
Average Speed [km/h]	42.4	66.0	65.4	63.9	62.5	60.9
Top Speed [km/h]	61.1	67.5	67.7	64.8	64.4	63.2
Avg. Dist. to Rail [m]	7.0	2.3	3.3	1.0	2.0	3.5
Avg. Stride Freq. [Hz]	2.4	2.5	2.5	2.4	2.4	2.3
Avg. Stride Length [m]	5.6	7.5	7.5	7.5	7.4	7.4



[] Ranking at each section and finish
 -.-.- No data available at this section
 NA No data available

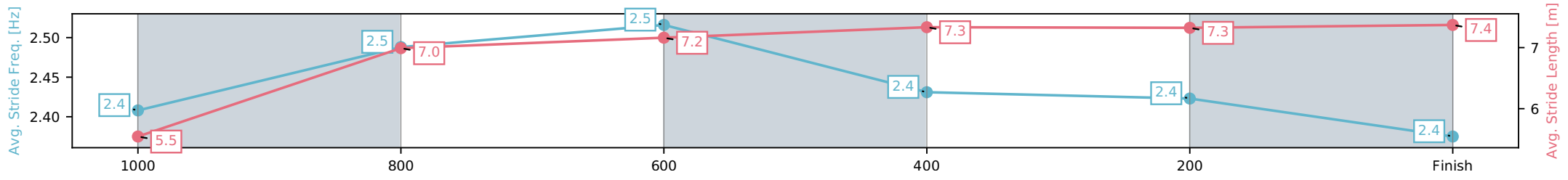
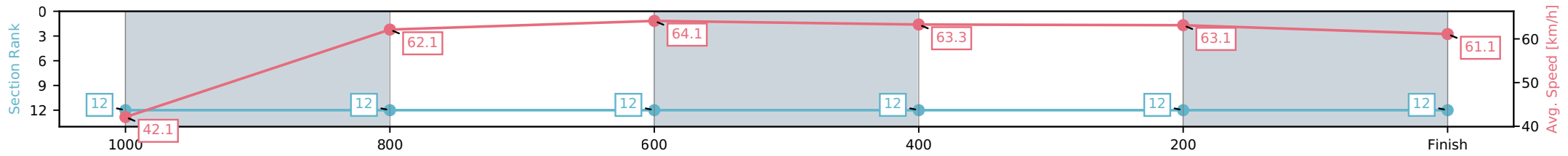
Horse/Jockey Name	Ocean Joy/Rob Thorburn
Finish Rank	12
Fastest Section Time (Section)	0:11.16 (800-600)
Top Speed [km/h] (Section)	65.2 (800-600)
Race State	Finished



Ipswich QLD --Professional-2026-07-03
 Race 8: FERTPRO Fillies and Mares RATINGS BAND 0 - 58
 Handicap - 1100m
 03 July 2026 - 3:53PM
 Track Rating: Soft 5, Weather: Fine, Rail Position: +6m Entire Circuit



Section	L1100	L1000	L800	L600	L400	L200
Section Times	1:05.77 (0:08.70)	0:57.07 [12] (0:11.52)	0:45.55 [12] (0:11.16)	0:34.39 [12] (0:11.28)	0:23.10 [12] (0:11.36)	0:11.75 [12] (0:11.75)
Average Speed [km/h]	42.1	62.1	64.1	63.3	63.1	61.1
Top Speed [km/h]	59.3	63.3	65.2	65.1	64.4	64.4
Avg. Dist. to Rail [m]	1.1	2.1	1.5	1.8	1.0	2.6
Avg. Stride Freq. [Hz]	2.4	2.5	2.5	2.4	2.4	2.4
Avg. Stride Length [m]	5.5	7.0	7.2	7.3	7.3	7.4



[] Ranking at each section and finish
 -:-:- No data available at this section
 NA No data available



Ipswich QLD
 Race 9: AVS SECURITY Class 1 Handicap - 1350m
 03 July 2026 - 4:33PM



Track Rating: Soft 5, Weather: Fine, Rail Position: +6m Entire Circuit

Field Times (Race Tempo) 1:20.51 1:08.95 0:58.35 0:46.87 0:35.21 0:23.46 0:11.83
 (0:11.56) (0:10.60) (0:11.48) (0:11.66) (0:11.74) (0:11.64) (0:11.83)

Rank	TAB#	Horse	Overall Time	First 400m	Top Speed km/h (Section)	L1350	L1200	L1000	L800	L600	L400	L200	
	(BAR#)	Jockey	Margin (DT-W)	Last 600m	Fastest Section (Time)	Start - 1200	1200 - 1000	1000 - 800	800 - 600	600 - 400	400 - 200	200 - Finish	
1	9	Tinklejazz	1:20.51	0:25.58	67.1 (1200-1000)	1:20.51	1:08.56 [7]	0:57.64 [6]	0:46.46 [5]	0:34.73 [6]	0:22.98 [6]	0:11.57 [4]	
	(5)	Robbie Dolan		0:34.73	1200-1000 (0:10.92)	(0:11.95)	(0:10.92)	(0:11.18)	(0:11.73)	(0:11.75)	(0:11.41)	(0:11.57)	
2	2	Ardie Three	1:20.54	0:25.24	67.6 (1200-1000)	1:20.54	1:08.89 [4]	0:58.03 [4]	0:46.79 [3]	0:35.13 [2]	0:23.46 [2]	0:11.84 [2]	
	(2)	Emily Lang	0.2L (+4)	0:35.13	1200-1000 (0:10.85)	(0:11.65)	(0:10.85)	(0:11.24)	(0:11.66)	(0:11.67)	(0:11.62)	(0:11.84)	
3	13	Tartan Tiger	1:20.65	0:25.59	66.8 (1200-1000)	1:20.65	1:08.74 [5]	0:57.76 [7]	0:46.59 [6]	0:34.93 [5]	0:23.43 [3]	0:11.74 [3]	
	(7)	Fred Larson	0.8L (+1)	0:34.93	1200-1000 (0:10.97)	(0:11.91)	(0:10.97)	(0:11.18)	(0:11.65)	(0:11.50)	(0:11.69)	(0:11.74)	
4	12	Stabilizer	1:20.87	0:24.94	69.6 (1200-1000)	1:20.87	1:09.29 [2]	0:58.71 [1]	0:47.23 [1]	0:35.57 [1]	0:23.82 [1]	0:12.19 [1]	
	(10)	Stacey Callow	2.1L (+10)	0:35.57	1200-1000 (0:10.58)	(0:11.58)	(0:10.58)	(0:11.48)	(0:11.66)	(0:11.74)	(0:11.64)	(0:12.19)	
5	4	Devine Squire	1:20.88	0:25.93	66.9 (1000-800)	1:20.88	1:08.71 [8]	0:57.65 [8]	0:46.57 [8]	0:34.82 [8]	0:23.13 [8]	0:11.58 [7]	
	(4)	Daniel Moor	2.2L (+3)	0:34.82	1200-1000 (0:11.06)	(0:12.17)	(0:11.06)	(0:11.08)	(0:11.74)	(0:11.69)	(0:11.55)	(0:11.58)	
6	1	Tulong	1:21.04	0:25.24	66.9 (1200-1000)	1:21.04	1:09.41 [3]	0:58.56 [3]	0:47.16 [4]	0:35.41 [4]	0:23.61 [4]	0:12.07 [5]	
	(1)	Micheal Hellyer	3.1L (+4)	0:35.41	1200-1000 (0:10.85)	(0:11.63)	(0:10.85)	(0:11.40)	(0:11.75)	(0:11.81)	(0:11.53)	(0:12.07)	
7	15	Save The Roses	1:21.15	0:26.22	66.0 (1000-800)	1:21.15	1:08.77 [10]	0:57.67 [10]	0:46.61 [10]	0:34.79 [10]	0:23.11 [10]	0:11.41 [9]	
	(9)	Ashley Butler	3.8L (+1)	0:34.79	1000-800 (0:11.06)	(0:12.38)	(0:11.10)	(0:11.06)	(0:11.82)	(0:11.68)	(0:11.70)	(0:11.41)	
8	3	Romantic Bubble	1:21.35	0:25.57	67.1 (1000-800)	1:21.35	1:09.43 [6]	0:58.48 [5]	0:47.18 [7]	0:35.39 [7]	0:23.68 [7]	0:12.13 [6]	
	(3)	Bailey Wheeler	5.0L (+13)	0:35.38	1200-1000 (0:10.95)	(0:11.92)	(0:10.95)	(0:11.30)	(0:11.79)	(0:11.70)	(0:11.55)	(0:12.13)	
9	16	Stormstout	1:21.37	0:25.99	66.7 (1000-800)	1:21.37	1:09.01 [9]	0:58.09 [9]	0:46.98 [9]	0:35.14 [9]	0:23.47 [9]	0:11.73 [8]	
	(8)	Montana Philpot	5.1L (+12)	0:35.13	1200-1000 (0:10.91)	(0:12.36)	(0:10.91)	(0:11.11)	(0:11.85)	(0:11.67)	(0:11.73)	(0:11.73)	
10	18	Dubawi's Girl	1:23.34	0:25.14	68.3 (1200-1000)	1:23.34	1:11.78 [1]	1:01.06 [2]	0:49.65 [2]	0:37.90 [3]	0:25.86 [5]	0:13.37 [10]	
	(6)	Amy Graham	16.6L (+16)	0:37.89	1200-1000 (0:10.72)	(0:11.56)	(0:10.72)	(0:11.41)	(0:11.75)	(0:12.04)	(0:12.48)	(0:13.37)	

Scratched: Love To Torque (#5), Problematical (#6), Slipsain (#7), Red Code (#8), Caitlin (#10), Mystical Gem (#11), Youmeanddupre (#14), Missing Boundaries (#17), Jediah (#19)

Report Created: Fri 03 July 2026

(Note: Races are conducted over an approximate distance as close as possible to the advertised distance, and recorded data may vary accordingly. Official times refer to race times only and do not include handicap times.)

[] Position in running at each section and finish TAB# Saddle cloth number
 -:-:- No data available at this section BAR# Barrier/Gate Position
 NA No data available DNF Did not finish
 DNT Did not track DT-W Distance travelled compared to winner in metres

Fastest split
 Fastest section

data processed by TRIPLESDATA

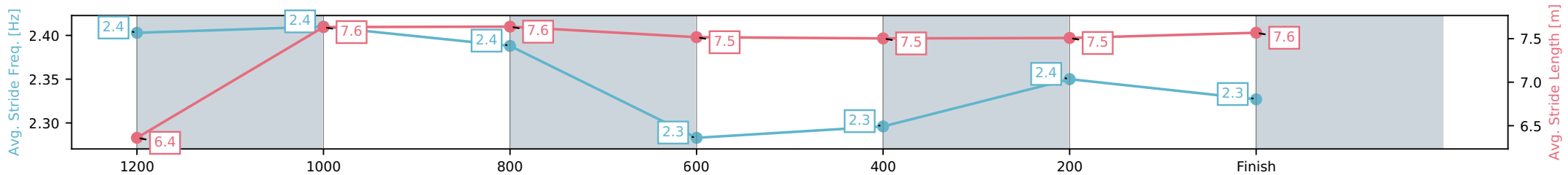
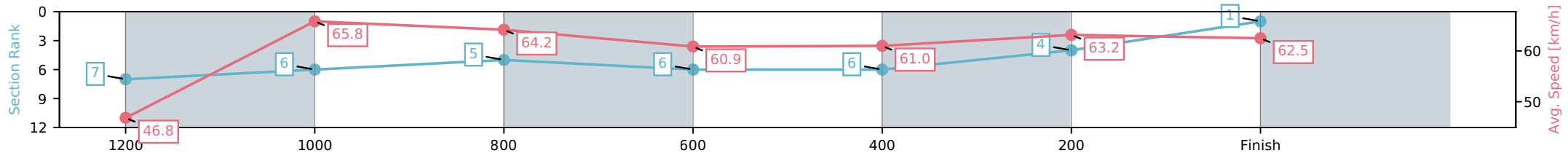
Horse/Jockey Name	Tinklejazz/Robbie Dolan
Finish Rank	1
Fastest Section Time (Section)	0:10.92 (1200-1000)
Top Speed [km/h] (Section)	67.1 (1200-1000)
Race State	Finished



Ipswich QLD --Professional-2026-07-03
 Race 9: AVS SECURITY Class 1 Handicap - 1350m
 03 July 2026 - 4:33PM
 Track Rating: Soft 5, Weather: Fine, Rail Position: +6m Entire Circuit



Section	L1350	L1200	L1000	L800	L600	L400	L200
Section Times	1:20.51 (0:11.95)	1:08.56 [7] (0:10.92)	0:57.64 [6] (0:11.18)	0:46.46 [5] (0:11.73)	0:34.73 [6] (0:11.75)	0:22.98 [6] (0:11.41)	0:11.57 [4] (0:11.57)
Average Speed [km/h]	46.8	65.8	64.2	60.9	61.0	63.2	62.5
Top Speed [km/h]	63.8	67.1	66.5	61.4	62.3	65.0	63.8
Avg. Dist. to Rail [m]	2.3	0.9	1.4	2.0	1.6	1.2	3.7
Avg. Stride Freq. [Hz]	2.4	2.4	2.4	2.3	2.3	2.4	2.3
Avg. Stride Length [m]	6.4	7.6	7.6	7.5	7.5	7.5	7.6



[] Ranking at each section and finish
 -:-:- No data available at this section
 NA No data available

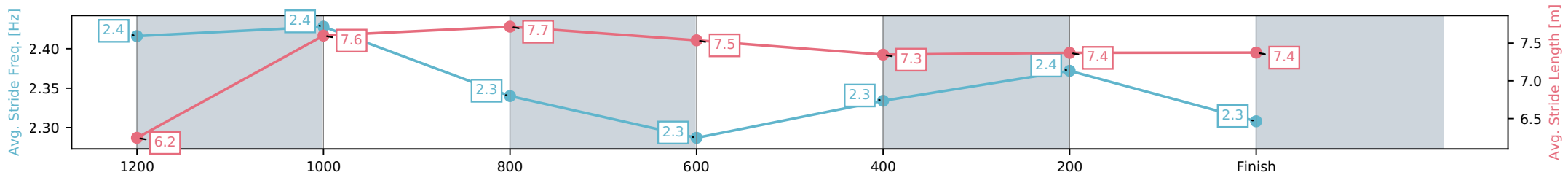
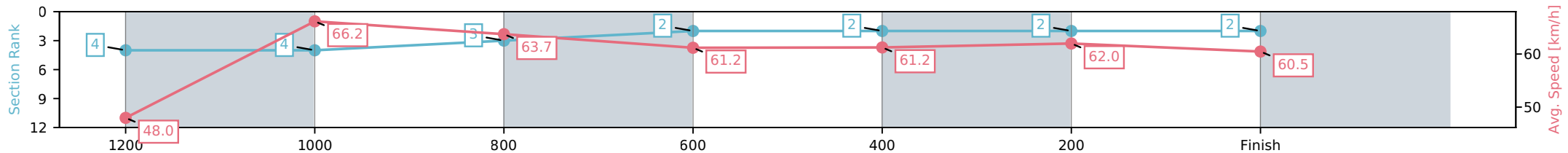
Horse/Jockey Name	Ardie Three/Emily Lang
Finish Rank	2
Fastest Section Time (Section)	0:10.85 (1200-1000)
Top Speed [km/h] (Section)	67.6 (1200-1000)
Race State	Finished



Ipswich QLD --Professional-2026-07-03
 Race 9: AVS SECURITY Class 1 Handicap - 1350m
 03 July 2026 - 4:33PM
 Track Rating: Soft 5, Weather: Fine, Rail Position: +6m Entire Circuit



Section	L1350	L1200	L1000	L800	L600	L400	L200
Section Times	1:20.54 (0:11.65)	1:08.89 [4] (0:10.85)	0:58.03 [4] (0:11.24)	0:46.79 [3] (0:11.66)	0:35.13 [2] (0:11.67)	0:23.46 [2] (0:11.62)	0:11.84 [2] (0:11.84)
Average Speed [km/h]	48.0	66.2	63.7	61.2	61.2	62.0	60.5
Top Speed [km/h]	64.2	67.6	66.8	62.3	62.1	62.7	62.1
Avg. Dist. to Rail [m]	0.6	0.8	1.9	2.3	1.8	0.5	1.8
Avg. Stride Freq. [Hz]	2.4	2.4	2.3	2.3	2.3	2.4	2.3
Avg. Stride Length [m]	6.2	7.6	7.7	7.5	7.3	7.4	7.4



- [] Ranking at each section and finish
- :-:- No data available at this section
- NA No data available

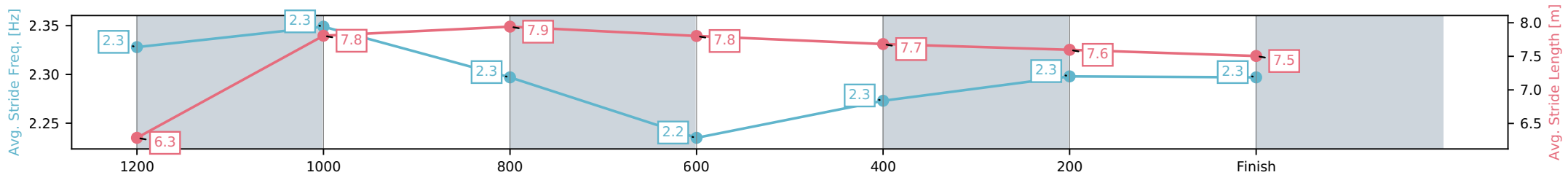
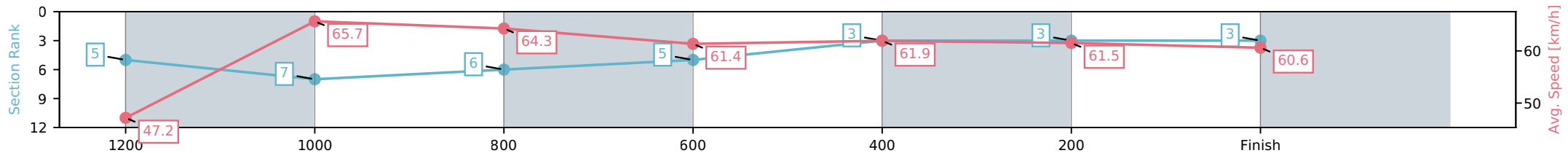
Horse/Jockey Name	Tartan Tiger/Fred Larson
Finish Rank	3
Fastest Section Time (Section)	0:10.97 (1200-1000)
Top Speed [km/h] (Section)	66.8 (1200-1000)
Race State	Finished



Ipswich QLD --Professional-2026-07-03
 Race 9: AVS SECURITY Class 1 Handicap - 1350m
 03 July 2026 - 4:33PM
 Track Rating: Soft 5, Weather: Fine, Rail Position: +6m Entire Circuit



Section	L1350	L1200	L1000	L800	L600	L400	L200
Section Times	1:20.65 (0:11.91)	1:08.74 [5] (0:10.97)	0:57.76 [7] (0:11.18)	0:46.59 [6] (0:11.65)	0:34.93 [5] (0:11.50)	0:23.43 [3] (0:11.69)	0:11.74 [3] (0:11.74)
Average Speed [km/h]	47.2	65.7	64.3	61.4	61.9	61.5	60.6
Top Speed [km/h]	63.6	66.8	66.8	62.3	63.0	62.6	62.6
Avg. Dist. to Rail [m]	3.6	1.7	0.4	2.1	2.4	1.5	3.7
Avg. Stride Freq. [Hz]	2.3	2.3	2.3	2.2	2.3	2.3	2.3
Avg. Stride Length [m]	6.3	7.8	7.9	7.8	7.7	7.6	7.5



- [] Ranking at each section and finish
- :-:- No data available at this section
- NA No data available

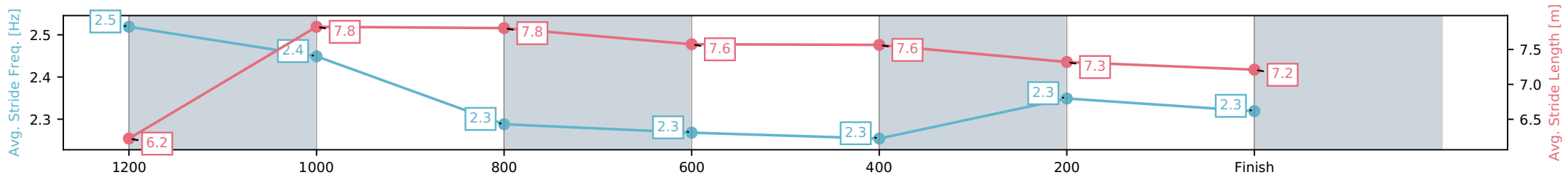
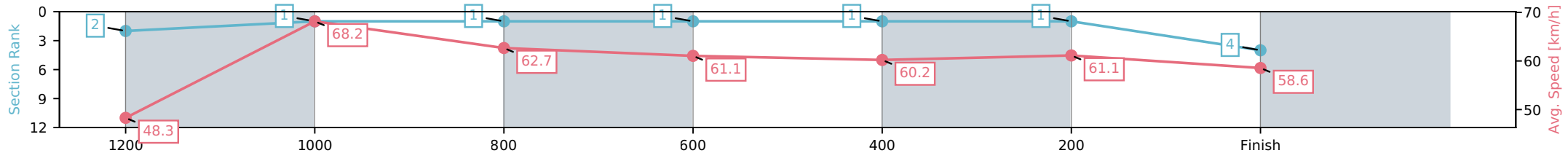
Horse/Jockey Name	Stabilizer/Stacey Callow
Finish Rank	4
Fastest Section Time (Section)	0:10.58 (1200-1000)
Top Speed [km/h] (Section)	69.6 (1200-1000)
Race State	Finished



Ipswich QLD --Professional-2026-07-03
 Race 9: AVS SECURITY Class 1 Handicap - 1350m
 03 July 2026 - 4:33PM
 Track Rating: Soft 5, Weather: Fine, Rail Position: +6m Entire Circuit



Section	L1350	L1200	L1000	L800	L600	L400	L200
Section Times	1:20.87 (0:11.58)	1:09.29 [2] (0:10.58)	0:58.71 [1] (0:11.48)	0:47.23 [1] (0:11.66)	0:35.57 [1] (0:11.74)	0:23.82 [1] (0:11.64)	0:12.19 [1] (0:12.19)
Average Speed [km/h]	48.3	68.2	62.7	61.1	60.2	61.1	58.6
Top Speed [km/h]	66.5	69.6	65.8	61.7	61.1	62.1	61.3
Avg. Dist. to Rail [m]	5.4	2.6	0.6	2.7	4.1	2.7	1.4
Avg. Stride Freq. [Hz]	2.5	2.4	2.3	2.3	2.3	2.3	2.3
Avg. Stride Length [m]	6.2	7.8	7.8	7.6	7.6	7.3	7.2



- [] Ranking at each section and finish
- :-:- No data available at this section
- NA No data available

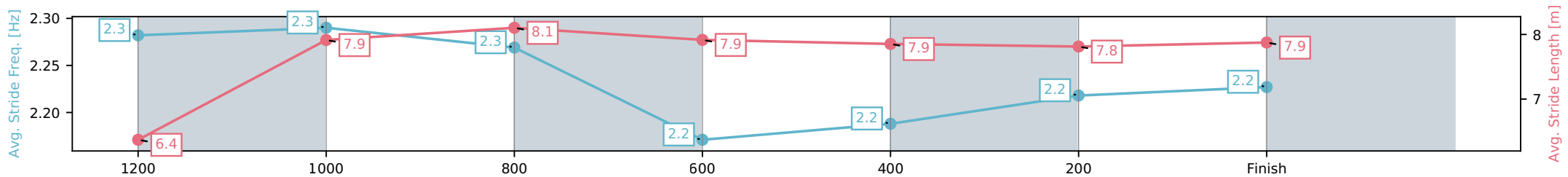
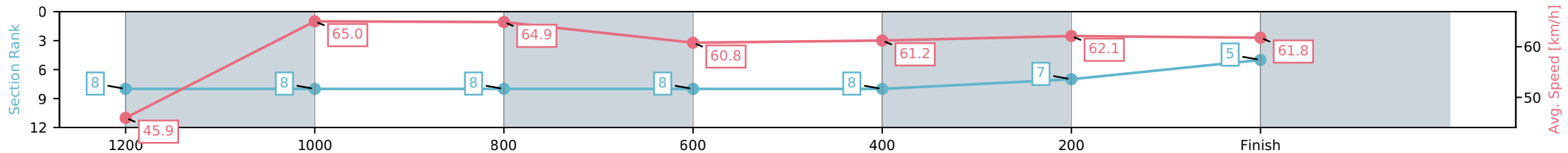
Horse/Jockey Name	Devine Squire/Daniel Moor
Finish Rank	5
Fastest Section Time (Section)	0:11.06 (1200-1000)
Top Speed [km/h] (Section)	66.9 (1000-800)
Race State	Finished



Ipswich QLD --Professional-2026-07-03
 Race 9: AVS SECURITY Class 1 Handicap - 1350m
 03 July 2026 - 4:33PM
 Track Rating: Soft 5, Weather: Fine, Rail Position: +6m Entire Circuit



Section	L1350	L1200	L1000	L800	L600	L400	L200
Section Times	1:20.88 (0:12.17)	1:08.71 [8] (0:11.06)	0:57.65 [8] (0:11.08)	0:46.57 [8] (0:11.74)	0:34.82 [8] (0:11.69)	0:23.13 [8] (0:11.55)	0:11.58 [7] (0:11.58)
Average Speed [km/h]	45.9	65.0	64.9	60.8	61.2	62.1	61.8
Top Speed [km/h]	62.1	66.6	66.9	62.1	61.5	63.2	63.2
Avg. Dist. to Rail [m]	1.2	0.6	1.0	2.0	1.8	0.8	1.1
Avg. Stride Freq. [Hz]	2.3	2.3	2.3	2.2	2.2	2.2	2.2
Avg. Stride Length [m]	6.4	7.9	8.1	7.9	7.9	7.8	7.9



[] Ranking at each section and finish
 -:-:- No data available at this section
 NA No data available

Horse/Jockey Name	Tulong/Micheal Hellyer
Finish Rank	6
Fastest Section Time (Section)	0:10.85 (1200-1000)
Top Speed [km/h] (Section)	66.9 (1200-1000)
Race State	Finished



Ipswich QLD --Professional-2026-07-03

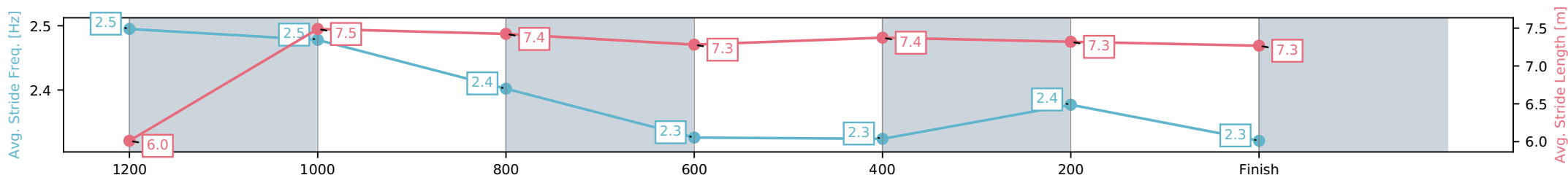
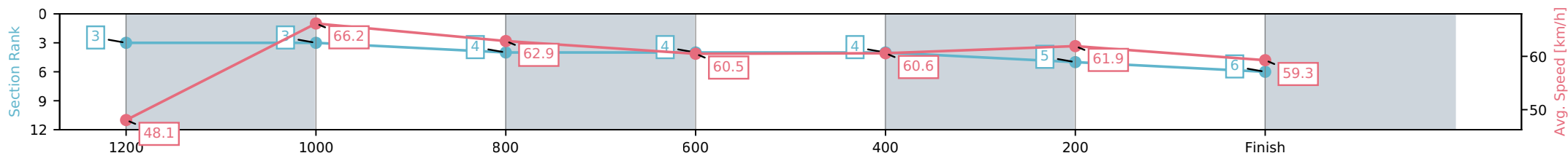
Race 9: AVS SECURITY Class 1 Handicap - 1350m

03 July 2026 - 4:33PM

Track Rating: Soft 5, Weather: Fine, Rail Position: +6m Entire Circuit



Section	L1350	L1200	L1000	L800	L600	L400	L200
Section Times	1:21.04 (0:11.63)	1:09.41 [3] (0:10.85)	0:58.56 [3] (0:11.40)	0:47.16 [4] (0:11.75)	0:35.41 [4] (0:11.81)	0:23.61 [4] (0:11.53)	0:12.07 [5] (0:12.07)
Average Speed [km/h]	48.1	66.2	62.9	60.5	60.6	61.9	59.3
Top Speed [km/h]	65.0	66.9	65.8	61.0	61.6	62.4	62.1
Avg. Dist. to Rail [m]	0.7	1.0	1.9	2.8	2.3	1.4	1.3
Avg. Stride Freq. [Hz]	2.5	2.5	2.4	2.3	2.3	2.4	2.3
Avg. Stride Length [m]	6.0	7.5	7.4	7.3	7.4	7.3	7.3



- [] Ranking at each section and finish
- :-:- No data available at this section
- NA No data available

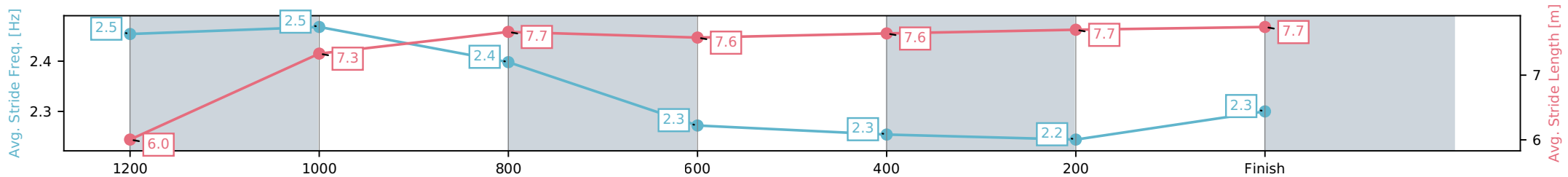
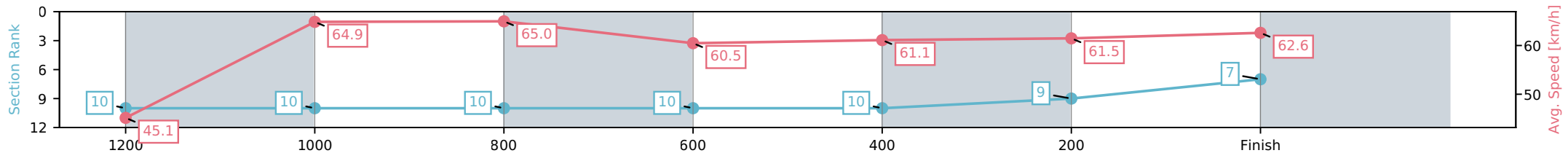
Horse/Jockey Name	Save The Roses/Ashley Butler
Finish Rank	7
Fastest Section Time (Section)	0:11.06 (1000-800)
Top Speed [km/h] (Section)	66.0 (1000-800)
Race State	Finished



Ipswich QLD --Professional-2026-07-03
 Race 9: AVS SECURITY Class 1 Handicap - 1350m
 03 July 2026 - 4:33PM
 Track Rating: Soft 5, Weather: Fine, Rail Position: +6m Entire Circuit



Section	L1350	L1200	L1000	L800	L600	L400	L200
Section Times	1:21.15 (0:12.38)	1:08.77 [10] (0:11.10)	0:57.67 [10] (0:11.06)	0:46.61 [10] (0:11.82)	0:34.79 [10] (0:11.68)	0:23.11 [10] (0:11.70)	0:11.41 [9] (0:11.41)
Average Speed [km/h]	45.1	64.9	65.0	60.5	61.1	61.5	62.6
Top Speed [km/h]	62.3	66.0	66.0	62.6	61.6	62.7	64.0
Avg. Dist. to Rail [m]	3.9	0.9	0.9	1.6	1.7	0.7	2.0
Avg. Stride Freq. [Hz]	2.5	2.5	2.4	2.3	2.3	2.2	2.3
Avg. Stride Length [m]	6.0	7.3	7.7	7.6	7.6	7.7	7.7



[] Ranking at each section and finish
 -:-:- No data available at this section
 NA No data available

Horse/Jockey Name	Romantic Bubble/Bailey Wheeler
Finish Rank	8
Fastest Section Time (Section)	0:10.95 (1200-1000)
Top Speed [km/h] (Section)	67.1 (1000-800)
Race State	Finished



Ipswich QLD --Professional-2026-07-03

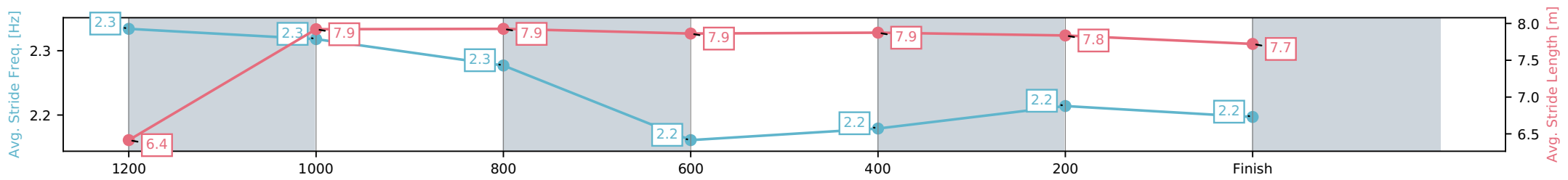
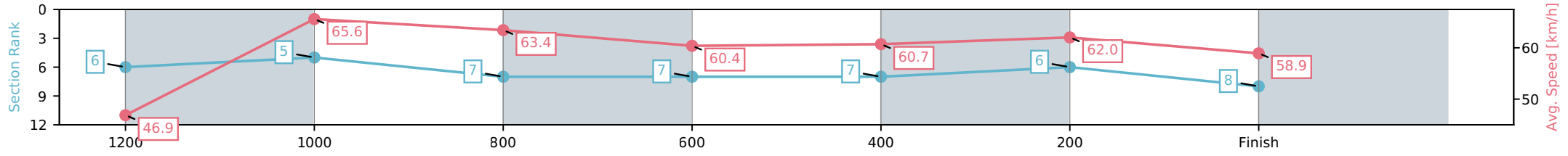
Race 9: AVS SECURITY Class 1 Handicap - 1350m

03 July 2026 - 4:33PM

Track Rating: Soft 5, Weather: Fine, Rail Position: +6m Entire Circuit



Section	L1350	L1200	L1000	L800	L600	L400	L200
Section Times	1:21.35 (0:11.92)	1:09.43 [6] (0:10.95)	0:58.48 [5] (0:11.30)	0:47.18 [7] (0:11.79)	0:35.39 [7] (0:11.70)	0:23.68 [7] (0:11.55)	0:12.13 [6] (0:12.13)
Average Speed [km/h]	46.9	65.6	63.4	60.4	60.7	62.0	58.9
Top Speed [km/h]	64.4	66.6	67.1	60.8	62.9	63.0	64.2
Avg. Dist. to Rail [m]	0.9	1.0	1.6	3.1	3.1	1.2	1.3
Avg. Stride Freq. [Hz]	2.3	2.3	2.3	2.2	2.2	2.2	2.2
Avg. Stride Length [m]	6.4	7.9	7.9	7.9	7.9	7.8	7.7



[] Ranking at each section and finish
 -:-:- No data available at this section
 NA No data available

Horse/Jockey Name	Stormstout/Montana Philpot
Finish Rank	9
Fastest Section Time (Section)	0:10.91 (1200-1000)
Top Speed [km/h] (Section)	66.7 (1000-800)
Race State	Finished



Ipswich QLD --Professional-2026-07-03

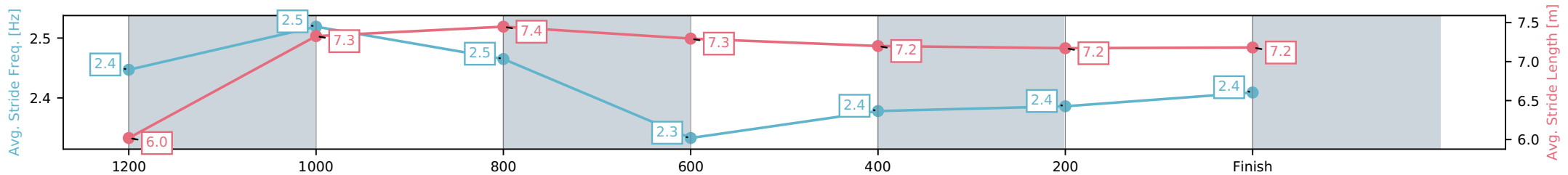
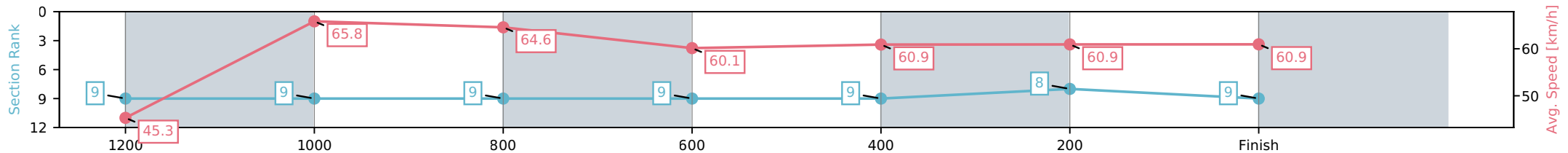
Race 9: AVS SECURITY Class 1 Handicap - 1350m

03 July 2026 - 4:33PM

Track Rating: Soft 5, Weather: Fine, Rail Position: +6m Entire Circuit



Section	L1350	L1200	L1000	L800	L600	L400	L200
Section Times	1:21.37 (0:12.36)	1:09.01 [9] (0:10.91)	0:58.09 [9] (0:11.11)	0:46.98 [9] (0:11.85)	0:35.14 [9] (0:11.67)	0:23.47 [9] (0:11.73)	0:11.73 [8] (0:11.73)
Average Speed [km/h]	45.3	65.8	64.6	60.1	60.9	60.9	60.9
Top Speed [km/h]	64.5	66.6	66.7	62.0	61.8	61.9	62.1
Avg. Dist. to Rail [m]	2.3	0.9	1.8	2.7	3.1	1.8	1.2
Avg. Stride Freq. [Hz]	2.4	2.5	2.5	2.3	2.4	2.4	2.4
Avg. Stride Length [m]	6.0	7.3	7.4	7.3	7.2	7.2	7.2



- [] Ranking at each section and finish
- :-:- No data available at this section
- NA No data available

Horse/Jockey Name	Dubawi's Girl/Amy Graham
Finish Rank	10
Fastest Section Time (Section)	0:10.72 (1200-1000)
Top Speed [km/h] (Section)	68.3 (1200-1000)
Race State	Finished



Ipswich QLD --Professional-2026-07-03

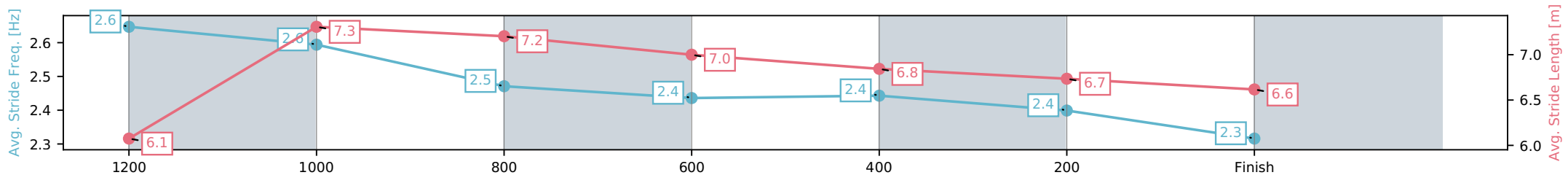
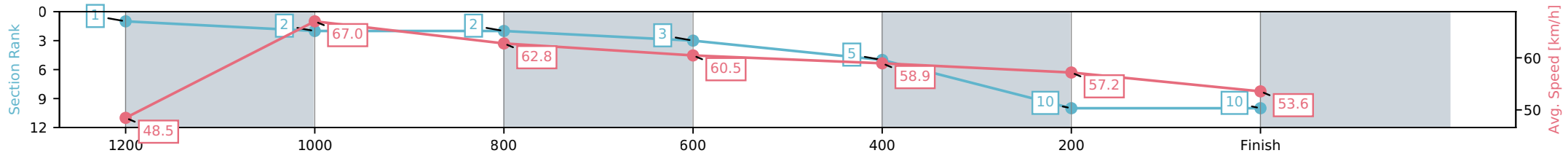
Race 9: AVS SECURITY Class 1 Handicap - 1350m

03 July 2026 - 4:33PM

Track Rating: Soft 5, Weather: Fine, Rail Position: +6m Entire Circuit



Section	L1350	L1200	L1000	L800	L600	L400	L200
Section Times	1:23.34 (0:11.56)	1:11.78 [1] (0:10.72)	1:01.06 [2] (0:11.41)	0:49.65 [2] (0:11.75)	0:37.90 [3] (0:12.04)	0:25.86 [5] (0:12.48)	0:13.37 [10] (0:13.37)
Average Speed [km/h]	48.5	67.0	62.8	60.5	58.9	57.2	53.6
Top Speed [km/h]	66.8	68.3	63.7	60.9	60.7	58.3	56.4
Avg. Dist. to Rail [m]	2.8	1.2	2.6	3.2	3.3	2.4	1.4
Avg. Stride Freq. [Hz]	2.6	2.6	2.5	2.4	2.4	2.4	2.3
Avg. Stride Length [m]	6.1	7.3	7.2	7.0	6.8	6.7	6.6



- [] Ranking at each section and finish
- :-:- No data available at this section
- NA No data available