



Aquis Park Gold Coast QLD -
 Race 1: ROCKHAMPTON JC JULY 9TH Maiden Handicap - 1800m
 04 July 2026 - 12:05PM



Track Rating: Good 4, Weather: Fine, Rail Position: +9m 1000m-W/Post, +5m Remainder

Field Times 0:11.81
 (Race Tempo) (0:11.81)

Rank	TAB#	Horse	Overall Time	First 400m	Top Speed km/h (Section)	L200									
	(BAR#)	Jockey	Margin (DT-W)	Last 600m	Fastest Section (Time)	200 - Finish									
1	2	Show'em Who's King	1:50.34	0:25.95	65.0 (1800 - 1600)	0:11.76 [2]									
	(7)	Jasper Franklin		0:35.55	200-0 (0:11.76)	(0:11.76)									
2	4	Bomb Perignon	1:50.34	0:26.02	63.9 (1800 - 1600)	0:11.81 [1]									
	(2)	Jaden Lloyd	0.0L (-7)	0:35.35	400-200 (0:11.64)	(0:11.81)									
3	9	Steplika Lion	1:50.70	0:26.47	64.4 (1800 - 1600)	0:12.02 [3]									
	(3)	Brooke Ainsworth	2.1L (-28)	0:35.43	600-400 (0:11.66)	(0:12.02)									
4	7	Sealord	1:51.08	0:26.48	64.0 (1800 - 1600)	0:11.83 [4]									
	(8)	Brandon Lerena	4.4L (-3)	0:35.82	200-0 (0:11.83)	(0:11.83)									
5	6	Mister Blaze	1:51.16	0:27.11	62.6 (600-400)	0:11.65 [6]									
	(5)	Aidan Keeley	4.8L (+6)	0:35.48	200-0 (0:11.65)	(0:11.65)									
6	1	Pure Audacity	1:51.20	0:26.64	63.8 (1800 - 1600)	0:11.86 [5]									
	(6)	Bailey Wheeler	5.1L (-9)	0:35.68	600-400 (0:11.74)	(0:11.86)									
7	10	Miss Firestar	1:52.27	0:27.15	64.0 (1600-1400)	0:12.44 [9]									
	(4)	Jason Taylor	11.3L (-3)	0:36.49	600-400 (0:11.80)	(0:12.44)									
8	12	Hurdwick Stone	1:52.28	0:26.27	63.1 (1800 - 1600)	0:12.62 [7]									
	(10)	Anthony Allen	11.4L (+20)	0:37.17	1600-1400 (0:11.93)	(0:12.62)									
9	5	Coco's The Deel	1:52.35	0:27.16	63.0 (600-400)	0:12.53 [8]									
	(9)	Olivia Kendal	11.8L (+11)	0:36.75	600-400 (0:11.63)	(0:12.53)									
10	3	Boom Diggity	1:54.12	0:25.61	65.3 (1800 - 1600)	0:13.91 [10]									
	(1)	Dale Smith	22.3L (-5)	0:39.36	1600-1400 (0:11.41)	(0:13.91)									

Scratched: Bills Angel (#8), Vega Sicilia (#11), Ole Ali (#13), Five Of Us (#14), Missile Away (#15), Future Hero (#16)

Report Created: Sat 04 July 2026

(Note: Races are conducted over an approximate distance as close as possible to the advertised distance, and recorded data may vary accordingly. Official times refer to race times only and do not include handicap times.)

- [] Position in running at each section and finish TAB# Saddle cloth number
- :-:- No data available at this section BAR# Barrier/Gate Position
- NA No data available DNF Did not finish
- DNT Did not track DT-W Distance travelled compared to winner in metres

- Fastest split
- Fastest section

Horse/Jockey Name	Show'em Who's King/Jasper Franklin
Finish Rank	1
Fastest Section Time (Section)	0:11.76 (200-0)
Top Speed [km/h] (Section)	65.0 (1800 - 1600)
Race State	Finished



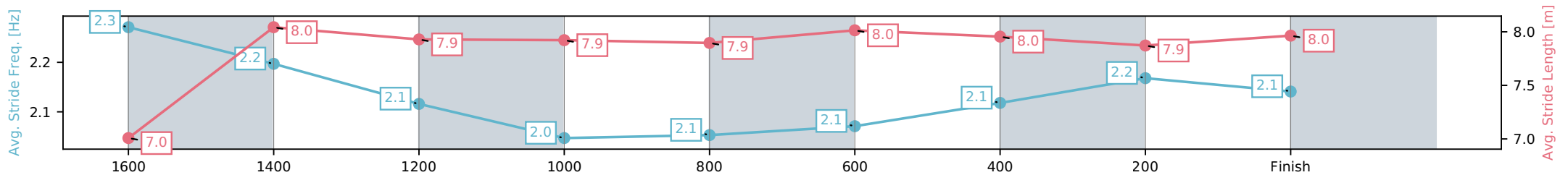
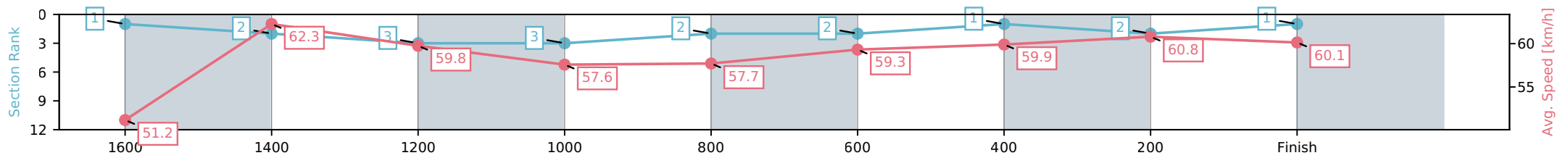
Aquis Park Gold Coast QLD
 Race 1: ROCKHAMPTON JC JULY 9TH Maiden Handicap - 1800m



04 July 2026 - 12:05PM

Track Rating: Good 4, Weather: Fine, Rail Position: +9m 1000m-W/Post, +5m Remainder

Section	L1800	L1600	L1400	L1200	L1000	L800	L600	L400	L200
Section Times	1:50.34 (0:14.16)	1:36.18 [1] (0:11.79)	1:24.40 [2] (0:12.04)	1:12.35 [3] (0:12.50)	0:59.85 [3] (0:12.29)	0:47.56 [2] (0:12.01)	0:35.55 [2] (0:11.94)	0:23.61 [1] (0:11.85)	0:11.76 [2] (0:11.76)
Average Speed [km/h]	51.2	62.3	59.8	57.6	57.7	59.3	59.9	60.8	60.1
Top Speed [km/h]	65.0	64.8	60.6	59.0	58.2	60.8	60.4	62.0	61.7
Avg. Dist. to Rail [m]	6.4	2.7	0.2	0.8	2.5	2.6	1.1	0.5	0.3
Avg. Stride Freq. [Hz]	2.3	2.2	2.1	2.0	2.1	2.1	2.1	2.2	2.1
Avg. Stride Length [m]	7.0	8.0	7.9	7.9	7.9	8.0	8.0	7.9	8.0



- [] Ranking at each section and finish
- :-:- No data available at this section
- NA No data available

Horse/Jockey Name	Bomb Perignon/Jaden Lloyd
Finish Rank	2
Fastest Section Time (Section)	0:11.64 (400-200)
Top Speed [km/h] (Section)	63.9 (1800 - 1600)
Race State	Finished



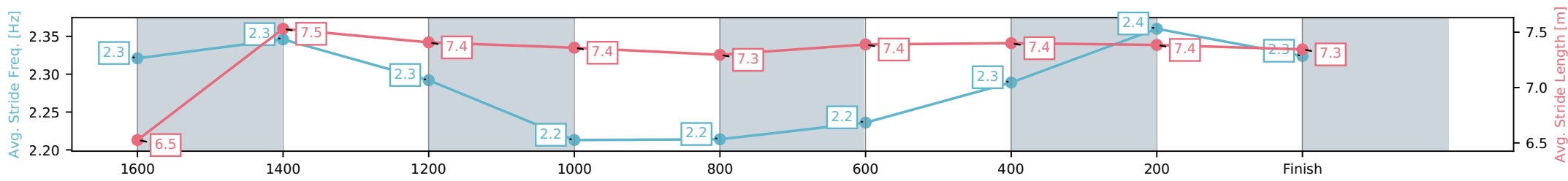
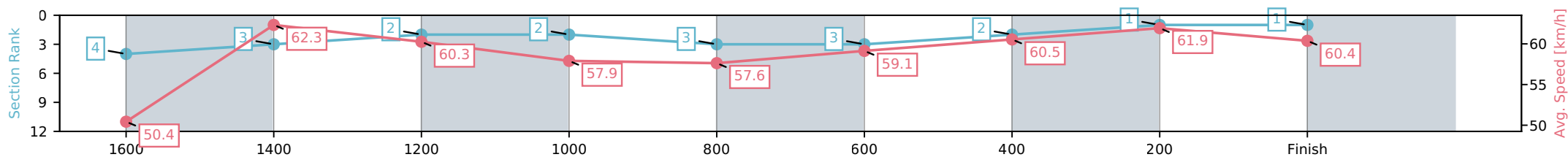
Aquis Park Gold Coast QLD
 Race 1: ROCKHAMPTON JC JULY 9TH Maiden Handicap - 1800m



04 July 2026 - 12:05PM

Track Rating: Good 4, Weather: Fine, Rail Position: +9m 1000m-W/Post, +5m Remainder

Section	L1800	L1600	L1400	L1200	L1000	L800	L600	L400	L200
Section Times	1:50.34 (0:14.36)	1:35.98 [4] (0:11.66)	1:24.32 [3] (0:11.96)	1:12.36 [2] (0:12.41)	0:59.95 [2] (0:12.44)	0:47.51 [3] (0:12.16)	0:35.35 [3] (0:11.90)	0:23.45 [2] (0:11.64)	0:11.81 [1] (0:11.81)
Average Speed [km/h]	50.4	62.3	60.3	57.9	57.6	59.1	60.5	61.9	60.4
Top Speed [km/h]	63.9	63.6	61.8	59.1	58.5	60.8	61.2	62.6	61.9
Avg. Dist. to Rail [m]	3.2	1.5	0.3	0.9	1.2	0.5	0.8	1.0	1.2
Avg. Stride Freq. [Hz]	2.3	2.3	2.3	2.2	2.2	2.2	2.3	2.4	2.3
Avg. Stride Length [m]	6.5	7.5	7.4	7.4	7.3	7.4	7.4	7.4	7.3



[] Ranking at each section and finish
 -:-:- No data available at this section
 NA No data available

Horse/Jockey Name	Steplika Lion/Brooke Ainsworth
Finish Rank	3
Fastest Section Time (Section)	0:11.66 (600-400)
Top Speed [km/h] (Section)	64.4 (1800 - 1600)
Race State	Finished



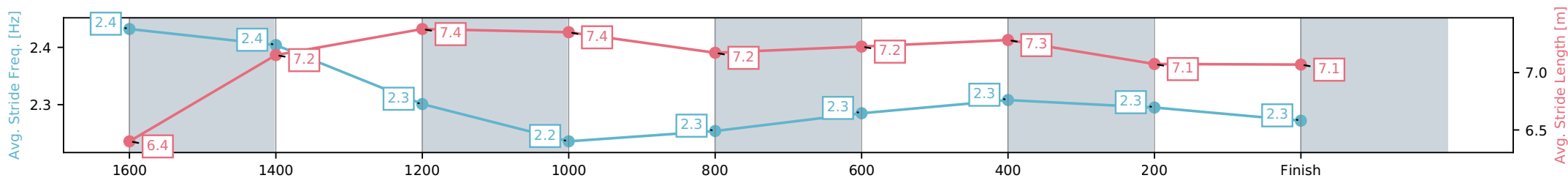
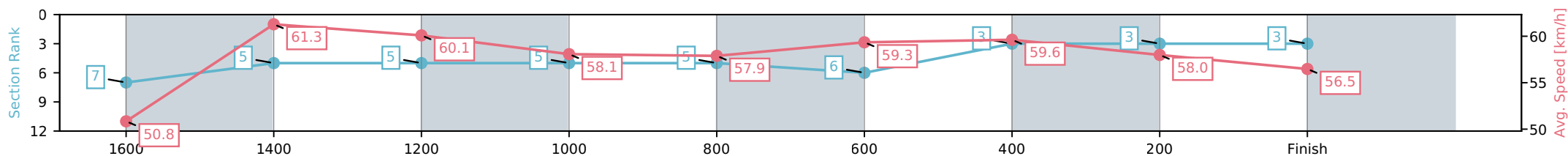
Aquis Park Gold Coast QLD
 Race 1: ROCKHAMPTON JC JULY 9TH Maiden Handicap - 1800m



04 July 2026 - 12:05PM

Track Rating: Good 4, Weather: Fine, Rail Position: +9m 1000m-W/Post, +5m Remainder

Section	L1800	L1600	L1400	L1200	L1000	L800	L600	L400	L200
Section Times	1:50.70 (0:14.65)	1:36.05 [7] (0:11.82)	1:24.23 [5] (0:11.90)	1:12.32 [5] (0:12.44)	0:59.88 [5] (0:12.32)	0:47.56 [5] (0:12.13)	0:35.43 [6] (0:11.66)	0:23.77 [3] (0:11.75)	0:12.02 [3] (0:12.02)
Average Speed [km/h]	50.8	61.3	60.1	58.1	57.9	59.3	59.6	58.0	56.5
Top Speed [km/h]	64.4	62.5	61.9	59.5	59.1	60.9	60.7	59.3	57.8
Avg. Dist. to Rail [m]	2.6	1.6	0.3	0.8	1.6	1.0	2.2	2.7	2.6
Avg. Stride Freq. [Hz]	2.4	2.4	2.3	2.2	2.3	2.3	2.3	2.3	2.3
Avg. Stride Length [m]	6.4	7.2	7.4	7.4	7.2	7.2	7.3	7.1	7.1



- [] Ranking at each section and finish
- :-:- No data available at this section
- NA No data available

Horse/Jockey Name	Sealord/Brandon Lerena
Finish Rank	4
Fastest Section Time (Section)	0:11.83 (200-0)
Top Speed [km/h] (Section)	64.0 (1800 - 1600)
Race State	Finished



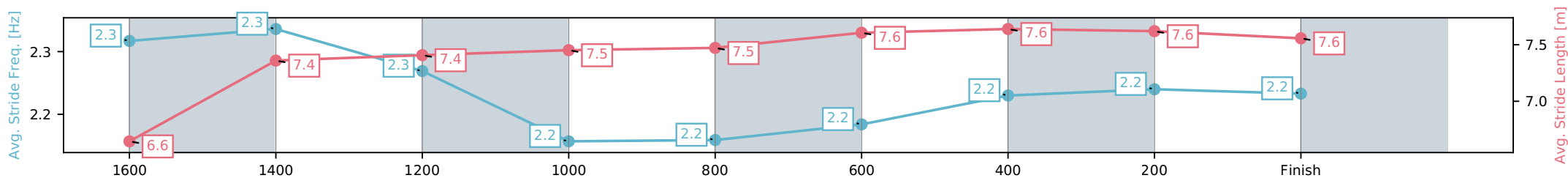
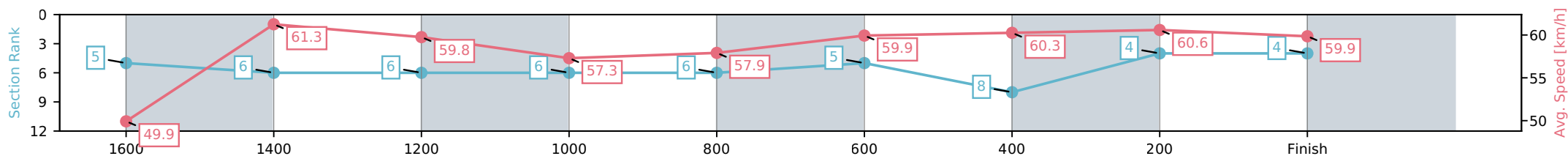
Aquis Park Gold Coast QLD
 Race 1: ROCKHAMPTON JC JULY 9TH Maiden Handicap - 1800m



04 July 2026 - 12:05PM

Track Rating: Good 4, Weather: Fine, Rail Position: +9m 1000m-W/Post, +5m Remainder

Section	L1800	L1600	L1400	L1200	L1000	L800	L600	L400	L200
Section Times	1:51.08 (0:14.56)	1:36.52 [5] (0:11.92)	1:24.60 [6] (0:12.03)	1:12.57 [6] (0:12.55)	1:00.02 [6] (0:12.24)	0:47.78 [6] (0:11.96)	0:35.82 [5] (0:12.07)	0:23.75 [8] (0:11.92)	0:11.83 [4] (0:11.83)
Average Speed [km/h]	49.9	61.3	59.8	57.3	57.9	59.9	60.3	60.6	59.9
Top Speed [km/h]	64.0	63.8	61.5	58.1	58.8	61.9	61.1	61.2	61.2
Avg. Dist. to Rail [m]	6.9	2.1	0.5	1.0	2.7	1.2	1.9	4.4	4.1
Avg. Stride Freq. [Hz]	2.3	2.3	2.3	2.2	2.2	2.2	2.2	2.2	2.2
Avg. Stride Length [m]	6.6	7.4	7.4	7.5	7.5	7.6	7.6	7.6	7.6



- [] Ranking at each section and finish
- :-:- No data available at this section
- NA No data available

Horse/Jockey Name	Mister Blaze/Aidan Keeley
Finish Rank	5
Fastest Section Time (Section)	0:11.65 (200-0)
Top Speed [km/h] (Section)	62.6 (600-400)
Race State	Finished



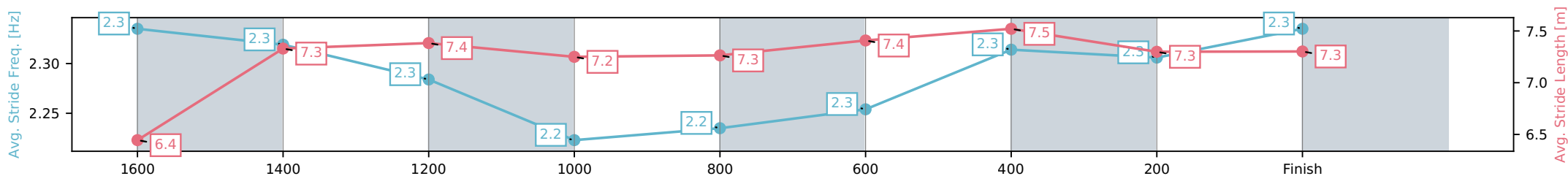
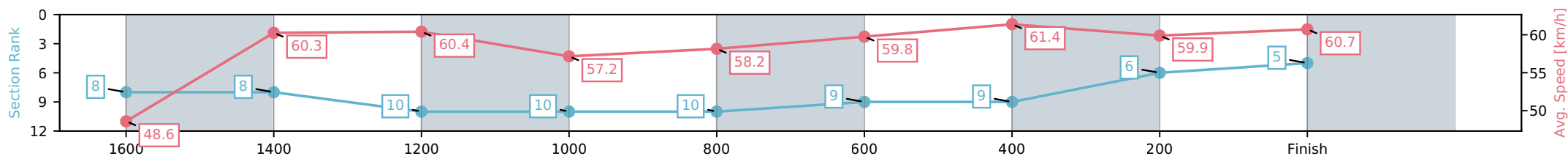
Aquis Park Gold Coast QLD
 Race 1: ROCKHAMPTON JC JULY 9TH Maiden Handicap - 1800m



04 July 2026 - 12:05PM

Track Rating: Good 4, Weather: Fine, Rail Position: +9m 1000m-W/Post, +5m Remainder

Section	L1800	L1600	L1400	L1200	L1000	L800	L600	L400	L200
Section Times	1:51.16 (0:14.96)	1:36.20 [8] (0:12.15)	1:24.05 [8] (0:11.95)	1:12.10 [10] (0:12.57)	0:59.53 [10] (0:12.18)	0:47.35 [10] (0:11.87)	0:35.48 [9] (0:11.75)	0:23.73 [9] (0:12.08)	0:11.65 [6] (0:11.65)
Average Speed [km/h]	48.6	60.3	60.4	57.2	58.2	59.8	61.4	59.9	60.7
Top Speed [km/h]	62.1	62.0	62.4	61.1	59.4	61.5	62.6	61.1	62.5
Avg. Dist. to Rail [m]	4.0	2.5	2.5	1.6	3.2	3.6	1.4	5.2	8.3
Avg. Stride Freq. [Hz]	2.3	2.3	2.3	2.2	2.2	2.3	2.3	2.3	2.3
Avg. Stride Length [m]	6.4	7.3	7.4	7.2	7.3	7.4	7.5	7.3	7.3



- [] Ranking at each section and finish
- :-:- No data available at this section
- NA No data available

Horse/Jockey Name	Pure Audacity/Bailey Wheeler
Finish Rank	6
Fastest Section Time (Section)	0:11.74 (600-400)
Top Speed [km/h] (Section)	63.8 (1800 - 1600)
Race State	Finished



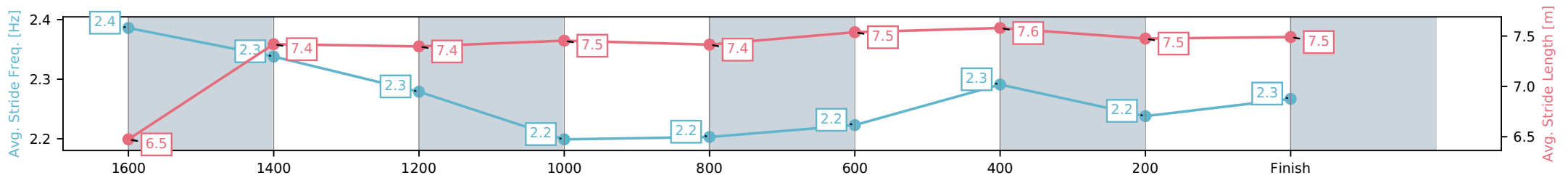
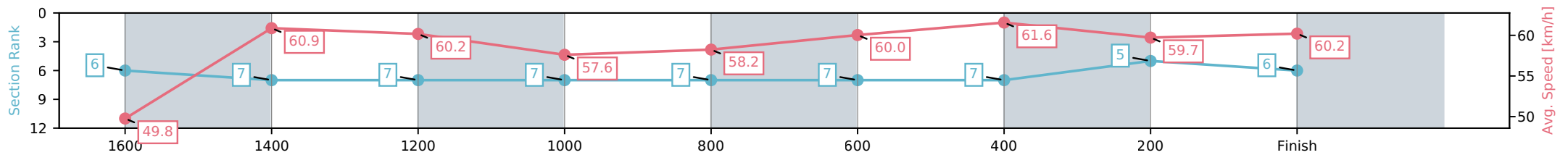
Aquis Park Gold Coast QLD
 Race 1: ROCKHAMPTON JC JULY 9TH Maiden Handicap - 1800m



04 July 2026 - 12:05PM

Track Rating: Good 4, Weather: Fine, Rail Position: +9m 1000m-W/Post, +5m Remainder

Section	L1800	L1600	L1400	L1200	L1000	L800	L600	L400	L200
Section Times	1:51.20 (0:14.60)	1:36.60 [6] (0:12.04)	1:24.56 [7] (0:12.00)	1:12.55 [7] (0:12.49)	1:00.06 [7] (0:12.34)	0:47.72 [7] (0:12.03)	0:35.69 [7] (0:11.74)	0:23.94 [7] (0:12.08)	0:11.86 [5] (0:11.86)
Average Speed [km/h]	49.8	60.9	60.2	57.6	58.2	60.0	61.6	59.7	60.2
Top Speed [km/h]	63.8	62.9	61.9	59.5	60.4	61.5	62.9	61.0	61.1
Avg. Dist. to Rail [m]	5.6	2.9	2.0	1.7	1.3	0.8	0.9	2.1	2.0
Avg. Stride Freq. [Hz]	2.4	2.3	2.3	2.2	2.2	2.2	2.3	2.2	2.3
Avg. Stride Length [m]	6.5	7.4	7.4	7.5	7.4	7.5	7.6	7.5	7.5



- [] Ranking at each section and finish
- :-:- No data available at this section
- NA No data available

Horse/Jockey Name	Miss Firestar/Jason Taylor
Finish Rank	7
Fastest Section Time (Section)	0:11.80 (600-400)
Top Speed [km/h] (Section)	64.0 (1600-1400)
Race State	Finished



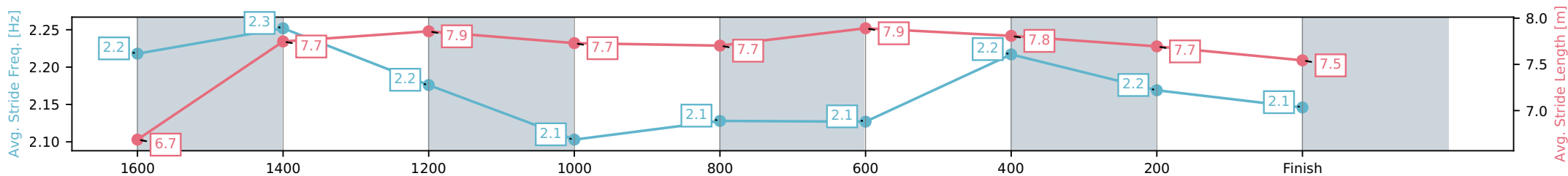
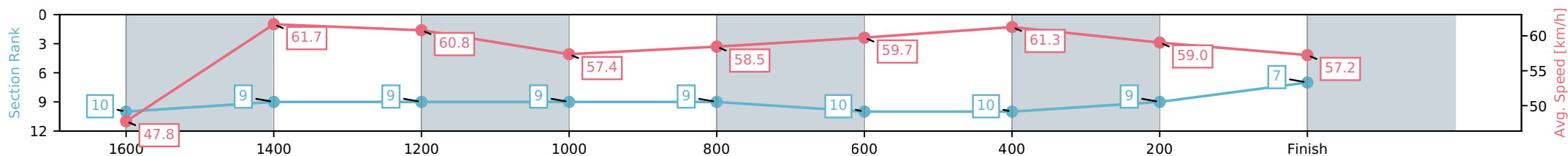
Aquis Park Gold Coast QLD
 Race 1: ROCKHAMPTON JC JULY 9TH Maiden Handicap - 1800m



04 July 2026 - 12:05PM

Track Rating: Good 4, Weather: Fine, Rail Position: +9m 1000m-W/Post, +5m Remainder

Section	L1800	L1600	L1400	L1200	L1000	L800	L600	L400	L200
Section Times	1:52.27 (0:15.20)	1:37.07 [10] (0:11.95)	1:25.12 [9] (0:11.87)	1:13.26 [9] (0:12.53)	1:00.72 [9] (0:12.22)	0:48.50 [9] (0:12.01)	0:36.49 [10] (0:11.80)	0:24.69 [10] (0:12.25)	0:12.44 [9] (0:12.44)
Average Speed [km/h]	47.8	61.7	60.8	57.4	58.5	59.7	61.3	59.0	57.2
Top Speed [km/h]	63.9	64.0	61.6	61.0	59.8	61.2	62.8	59.6	58.3
Avg. Dist. to Rail [m]	9.2	3.4	1.6	1.6	1.4	0.9	1.3	3.8	3.9
Avg. Stride Freq. [Hz]	2.2	2.3	2.2	2.1	2.1	2.1	2.2	2.2	2.1
Avg. Stride Length [m]	6.7	7.7	7.9	7.7	7.7	7.9	7.8	7.7	7.5



- [] Ranking at each section and finish
- :-:- No data available at this section
- NA No data available

Horse/Jockey Name	Hurdwick Stone/Anthony Allen
Finish Rank	8
Fastest Section Time (Section)	0:11.93 (1600-1400)
Top Speed [km/h] (Section)	63.1 (1800 - 1600)
Race State	Finished



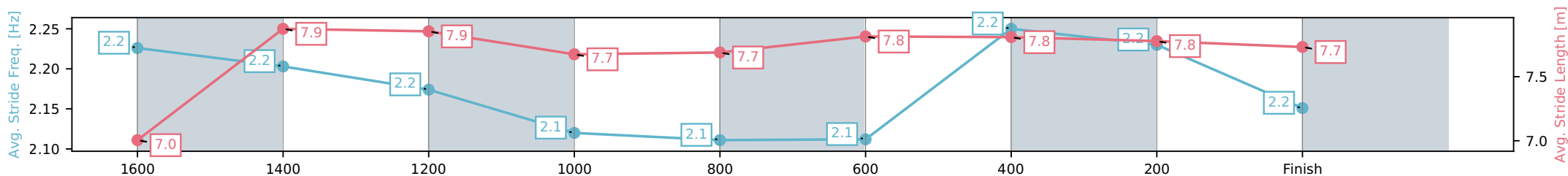
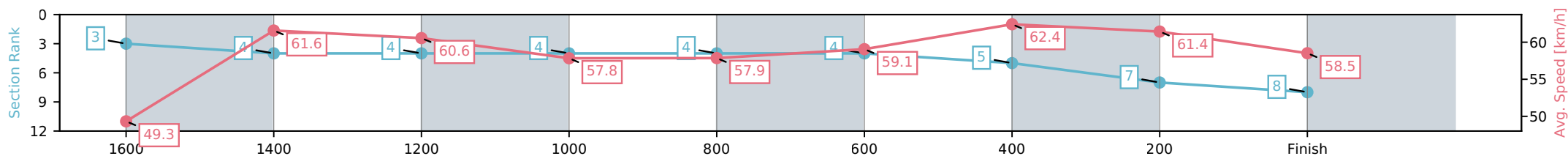
Aquis Park Gold Coast QLD
 Race 1: ROCKHAMPTON JC JULY 9TH Maiden Handicap - 1800m



04 July 2026 - 12:05PM

Track Rating: Good 4, Weather: Fine, Rail Position: +9m 1000m-W/Post, +5m Remainder

Section	L1800	L1600	L1400	L1200	L1000	L800	L600	L400	L200
Section Times	1:52.28 (0:14.34)	1:37.94 [3] (0:11.93)	1:26.01 [4] (0:11.99)	1:14.02 [4] (0:12.37)	1:01.65 [4] (0:12.37)	0:49.28 [4] (0:12.10)	0:37.18 [4] (0:12.09)	0:25.09 [5] (0:12.46)	0:12.62 [7] (0:12.62)
Average Speed [km/h]	49.3	61.6	60.6	57.8	57.9	59.1	62.4	61.4	58.5
Top Speed [km/h]	63.1	63.0	62.0	58.8	58.8	62.0	63.0	61.9	61.0
Avg. Dist. to Rail [m]	4.6	2.4	0.8	1.1	1.3	0.7	0.8	1.6	2.6
Avg. Stride Freq. [Hz]	2.2	2.2	2.2	2.1	2.1	2.1	2.2	2.2	2.2
Avg. Stride Length [m]	7.0	7.9	7.9	7.7	7.7	7.8	7.8	7.8	7.7



- [] Ranking at each section and finish
- :-:- No data available at this section
- NA No data available

Horse/Jockey Name	Coco's The Deel/Olivia Kendal
Finish Rank	9
Fastest Section Time (Section)	0:11.63 (600-400)
Top Speed [km/h] (Section)	63.0 (600-400)
Race State	Finished



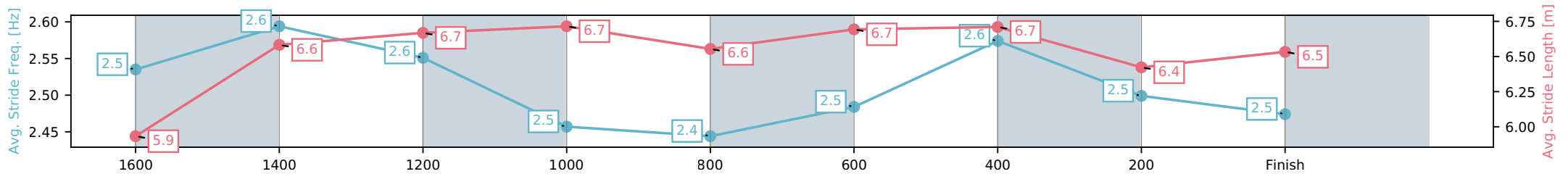
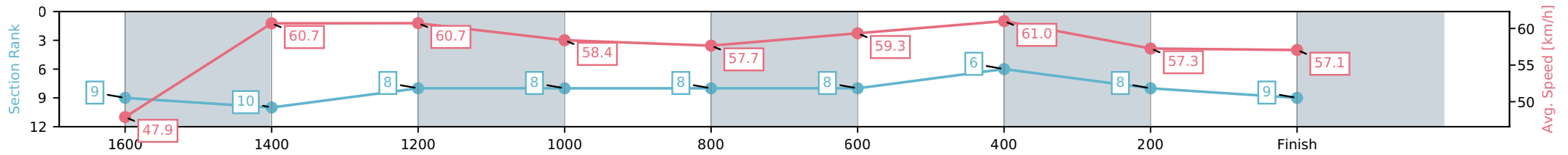
Aquis Park Gold Coast QLD
 Race 1: ROCKHAMPTON JC JULY 9TH Maiden Handicap - 1800m



04 July 2026 - 12:05PM

Track Rating: Good 4, Weather: Fine, Rail Position: +9m 1000m-W/Post, +5m Remainder

Section	L1800	L1600	L1400	L1200	L1000	L800	L600	L400	L200
Section Times	1:52.35 (0:15.17)	1:37.18 [9] (0:11.99)	1:25.19 [10] (0:11.84)	1:13.35 [8] (0:12.32)	1:01.03 [8] (0:12.30)	0:48.73 [8] (0:11.98)	0:36.75 [8] (0:11.63)	0:25.12 [6] (0:12.59)	0:12.53 [8] (0:12.53)
Average Speed [km/h]	47.9	60.7	60.7	58.4	57.7	59.3	61.0	57.3	57.1
Top Speed [km/h]	62.4	62.0	62.8	61.5	58.8	61.2	63.0	58.7	57.9
Avg. Dist. to Rail [m]	7.2	1.8	0.5	1.0	2.5	3.3	2.4	1.0	1.2
Avg. Stride Freq. [Hz]	2.5	2.6	2.6	2.5	2.4	2.5	2.6	2.5	2.5
Avg. Stride Length [m]	5.9	6.6	6.7	6.7	6.6	6.7	6.7	6.4	6.5



- [] Ranking at each section and finish
- :-:- No data available at this section
- NA No data available

Horse/Jockey Name	Boom Diggity/Dale Smith
Finish Rank	10
Fastest Section Time (Section)	0:11.41 (1600-1400)
Top Speed [km/h] (Section)	65.3 (1800 - 1600)
Race State	Finished



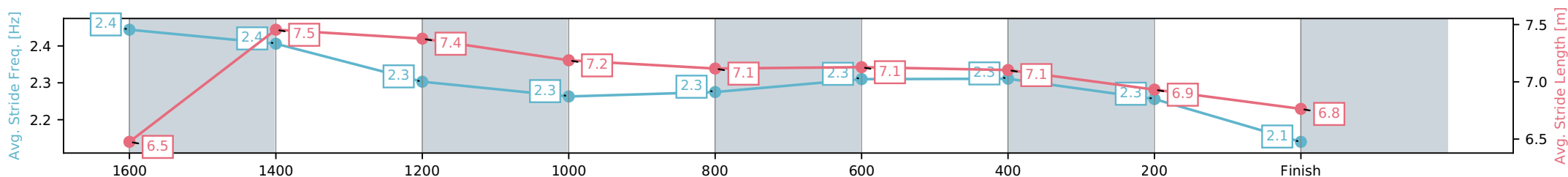
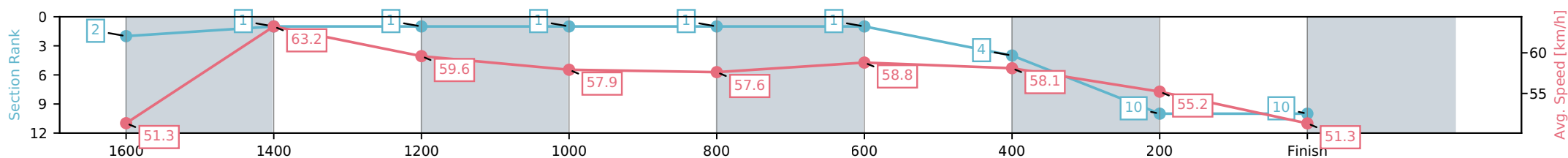
Aquis Park Gold Coast QLD
 Race 1: ROCKHAMPTON JC JULY 9TH Maiden Handicap - 1800m



04 July 2026 - 12:05PM

Track Rating: Good 4, Weather: Fine, Rail Position: +9m 1000m-W/Post, +5m Remainder

Section	L1800	L1600	L1400	L1200	L1000	L800	L600	L400	L200
Section Times	1:54.12 (0:14.20)	1:39.92 [2] (0:11.41)	1:28.50 [1] (0:12.09)	1:16.41 [1] (0:12.42)	1:03.99 [1] (0:12.42)	0:51.57 [1] (0:12.21)	0:39.36 [1] (0:12.40)	0:26.96 [4] (0:13.05)	0:13.91 [10] (0:13.91)
Average Speed [km/h]	51.3	63.2	59.6	57.9	57.6	58.8	58.1	55.2	51.3
Top Speed [km/h]	65.3	65.1	61.4	59.1	58.0	59.8	58.9	56.6	53.2
Avg. Dist. to Rail [m]	1.2	0.7	0.2	0.8	1.3	0.4	0.7	0.9	1.9
Avg. Stride Freq. [Hz]	2.4	2.4	2.3	2.3	2.3	2.3	2.3	2.3	2.1
Avg. Stride Length [m]	6.5	7.5	7.4	7.2	7.1	7.1	7.1	6.9	6.8



- [] Ranking at each section and finish
- :-:- No data available at this section
- NA No data available

Horse/Jockey Name	Misato/Brandon Lerena
Finish Rank	1
Fastest Section Time (Section)	0:10.88 (1200-1000)
Top Speed [km/h] (Section)	67.6 (1200-1000)
Race State	Finished



Aquis Park Gold Coast QLD

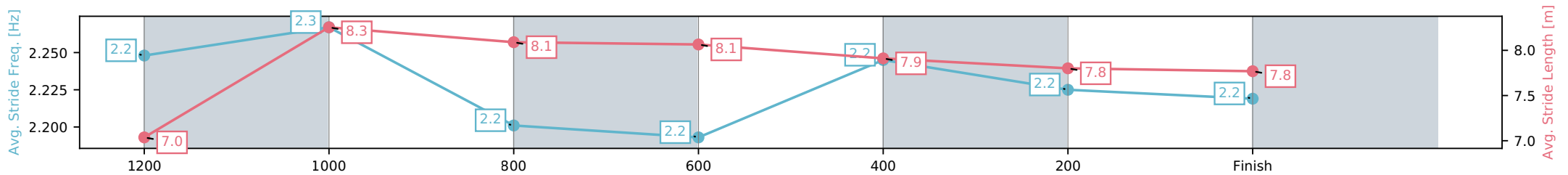
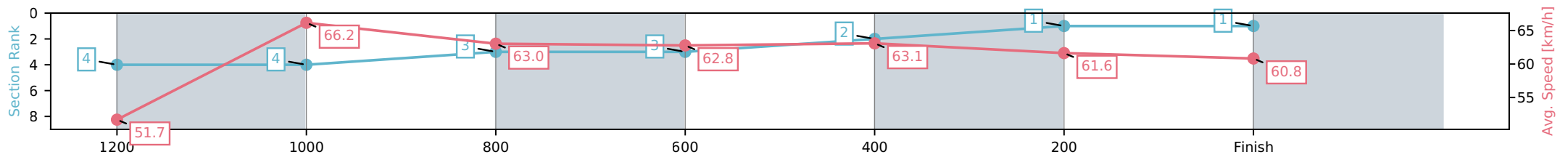
Race 2: WARRNAMBOOL RC JULY 23RD QTIS Two-Year-Old Maiden Plate - 1400m

04 July 2026 - 12:41PM

Track Rating: Good 4, Weather: Fine, Rail Position: +9m 1000m-W/Post, +5m Remainder



Section	L1400	L1200	L1000	L800	L600	L400	L200
Section Times	1:22.92 (0:14.46)	1:08.46 [4] (0:10.88)	0:57.59 [4] (0:11.34)	0:46.24 [3] (0:11.42)	0:34.82 [3] (0:11.41)	0:23.41 [2] (0:11.70)	0:11.72 [1] (0:11.72)
Average Speed [km/h]	51.7	66.2	63.0	62.8	63.1	61.6	60.8
Top Speed [km/h]	65.7	67.6	63.7	64.1	64.5	63.2	61.8
Avg. Dist. to Rail [m]	7.3	1.8	1.2	1.2	1.0	1.0	0.5
Avg. Stride Freq. [Hz]	2.2	2.3	2.2	2.2	2.2	2.2	2.2
Avg. Stride Length [m]	7.0	8.3	8.1	8.1	7.9	7.8	7.8



- [] Ranking at each section and finish
- :-:- No data available at this section
- NA No data available

Horse/Jockey Name	Submarine Mission/Jasper Franklin
Finish Rank	2
Fastest Section Time (Section)	0:10.99 (1200-1000)
Top Speed [km/h] (Section)	66.8 (1200-1000)
Race State	Finished



Aquis Park Gold Coast QLD

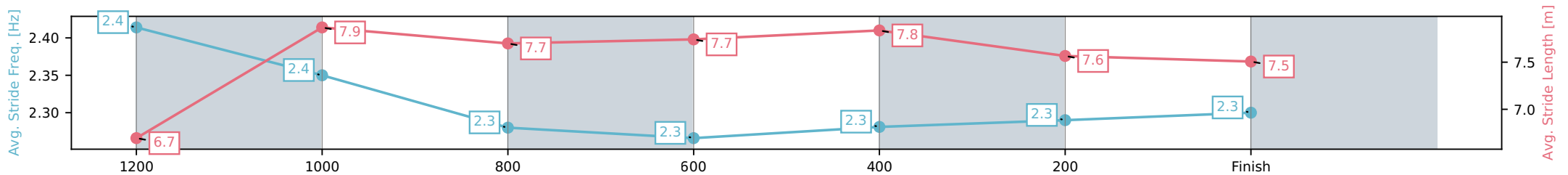
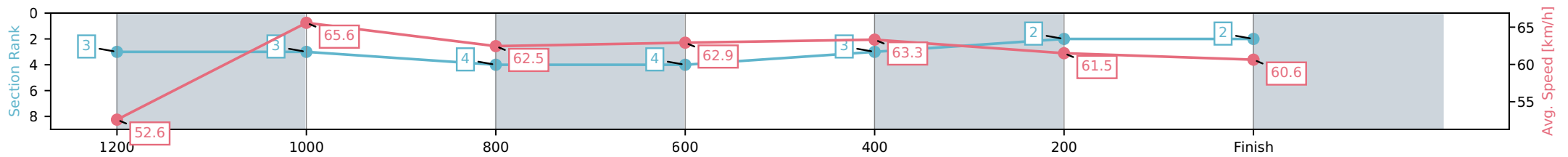
Race 2: WARRNAMBOOL RC JULY 23RD QTIS Two-Year-Old Maiden Plate - 1400m

04 July 2026 - 12:41PM

Track Rating: Good 4, Weather: Fine, Rail Position: +9m 1000m-W/Post, +5m Remainder



Section	L1400	L1200	L1000	L800	L600	L400	L200
Section Times	1:23.12 (0:14.19)	1:08.93 [3] (0:10.99)	0:57.94 [3] (0:11.49)	0:46.44 [4] (0:11.48)	0:34.96 [4] (0:11.44)	0:23.52 [3] (0:11.74)	0:11.78 [2] (0:11.78)
Average Speed [km/h]	52.6	65.6	62.5	62.9	63.3	61.5	60.6
Top Speed [km/h]	66.3	66.8	63.1	63.5	64.3	62.3	62.2
Avg. Dist. to Rail [m]	3.7	1.2	1.3	0.7	1.3	2.4	2.0
Avg. Stride Freq. [Hz]	2.4	2.4	2.3	2.3	2.3	2.3	2.3
Avg. Stride Length [m]	6.7	7.9	7.7	7.7	7.8	7.6	7.5



- [] Ranking at each section and finish
- :-:- No data available at this section
- NA No data available

Horse/Jockey Name	Pretty Smashing/Courtney Bellamy
Finish Rank	3
Fastest Section Time (Section)	0:11.12 (1200-1000)
Top Speed [km/h] (Section)	65.1 (1200-1000)
Race State	Finished



Aquis Park Gold Coast QLD

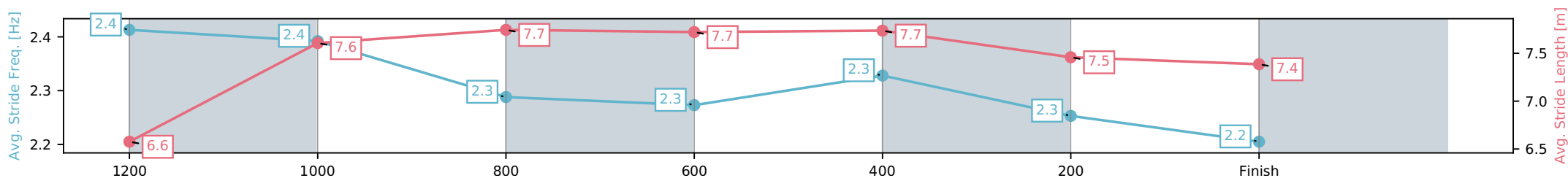
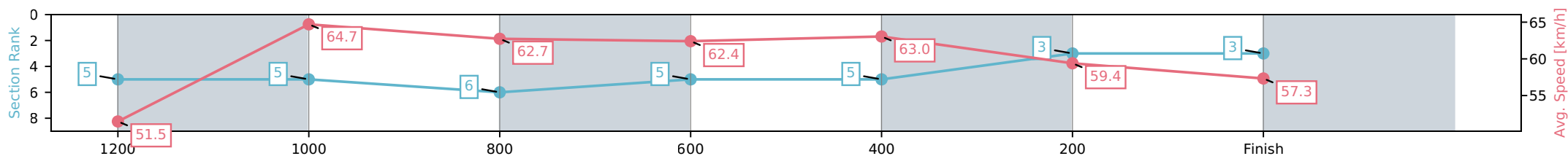
Race 2: WARRNAMBOOL RC JULY 23RD QTIS Two-Year-Old Maiden Plate - 1400m

04 July 2026 - 12:41PM

Track Rating: Good 4, Weather: Fine, Rail Position: +9m 1000m-W/Post, +5m Remainder



Section	L1400	L1200	L1000	L800	L600	L400	L200
Section Times	1:24.48 (0:14.52)	1:09.96 [5] (0:11.12)	0:58.84 [5] (0:11.47)	0:47.37 [6] (0:11.48)	0:35.88 [5] (0:11.38)	0:24.50 [5] (0:12.14)	0:12.36 [3] (0:12.36)
Average Speed [km/h]	51.5	64.7	62.7	62.4	63.0	59.4	57.3
Top Speed [km/h]	63.6	65.1	63.5	63.7	64.4	61.0	58.6
Avg. Dist. to Rail [m]	6.0	2.0	1.1	1.2	0.7	1.7	2.2
Avg. Stride Freq. [Hz]	2.4	2.4	2.3	2.3	2.3	2.3	2.2
Avg. Stride Length [m]	6.6	7.6	7.7	7.7	7.7	7.5	7.4



[] Ranking at each section and finish
 -:-:- No data available at this section
 NA No data available

Horse/Jockey Name	New Mexico/Ashley Butler
Finish Rank	4
Fastest Section Time (Section)	0:11.18 (1200-1000)
Top Speed [km/h] (Section)	65.9 (1400 - 1200)
Race State	Finished



Aquis Park Gold Coast QLD

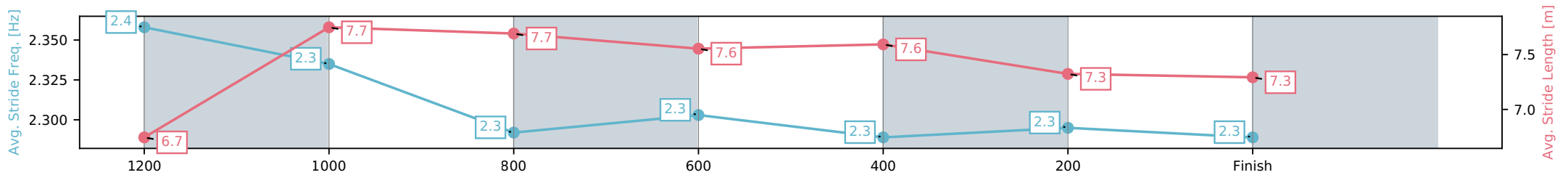
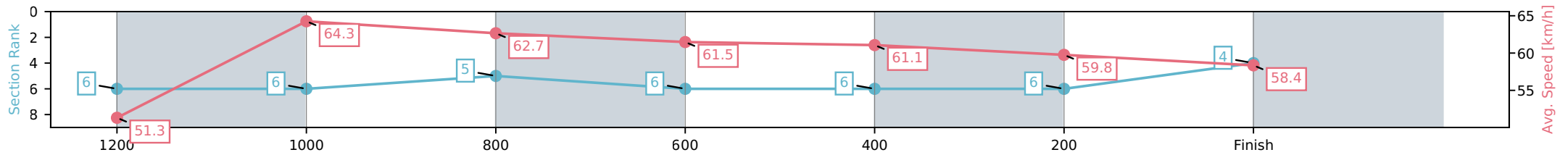
Race 2: WARRNAMBOOL RC JULY 23RD QTIS Two-Year-Old Maiden Plate - 1400m

04 July 2026 - 12:41PM

Track Rating: Good 4, Weather: Fine, Rail Position: +9m 1000m-W/Post, +5m Remainder



Section	L1400	L1200	L1000	L800	L600	L400	L200
Section Times	1:25.00 (0:14.56)	1:10.44 [6] (0:11.18)	0:59.26 [6] (0:11.37)	0:47.90 [5] (0:11.68)	0:36.21 [6] (0:11.77)	0:24.44 [6] (0:12.07)	0:12.37 [6] (0:12.37)
Average Speed [km/h]	51.3	64.3	62.7	61.5	61.1	59.8	58.4
Top Speed [km/h]	65.9	65.6	63.1	62.7	62.2	60.5	60.2
Avg. Dist. to Rail [m]	3.2	0.7	1.9	1.4	0.8	2.1	2.8
Avg. Stride Freq. [Hz]	2.4	2.3	2.3	2.3	2.3	2.3	2.3
Avg. Stride Length [m]	6.7	7.7	7.7	7.6	7.6	7.3	7.3



- [] Ranking at each section and finish
- :-:- No data available at this section
- NA No data available

Horse/Jockey Name	King's Diamond/Harrison Shaw
Finish Rank	5
Fastest Section Time (Section)	0:10.79 (1200-1000)
Top Speed [km/h] (Section)	67.7 (1200-1000)
Race State	Finished



Aquis Park Gold Coast QLD

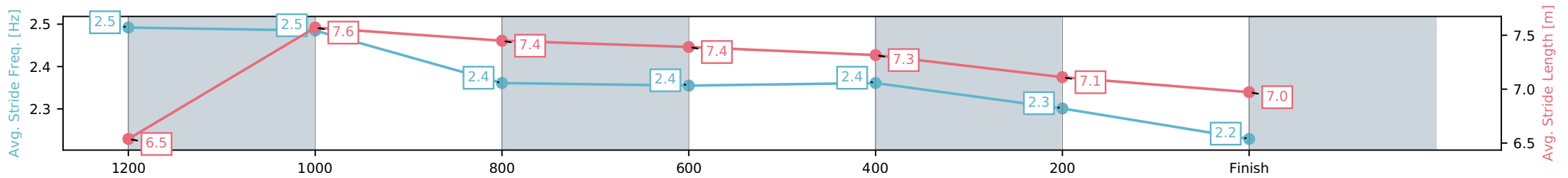
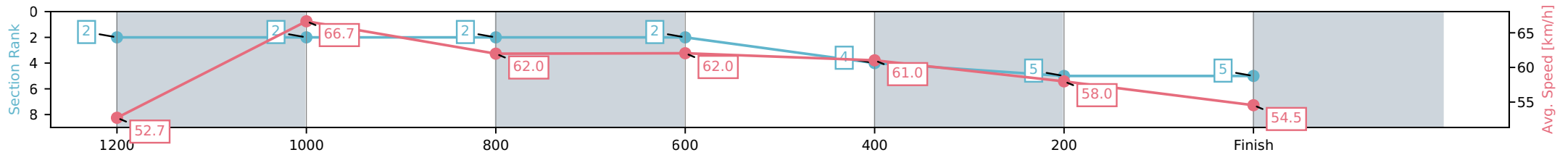
Race 2: WARRNAMBOOL RC JULY 23RD QTIS Two-Year-Old Maiden Plate - 1400m

04 July 2026 - 12:41PM

Track Rating: Good 4, Weather: Fine, Rail Position: +9m 1000m-W/Post, +5m Remainder



Section	L1400	L1200	L1000	L800	L600	L400	L200
Section Times	1:25.52 (0:14.16)	1:11.36 [2] (0:10.79)	1:00.56 [2] (0:11.56)	0:49.00 [2] (0:11.58)	0:37.42 [2] (0:11.82)	0:25.61 [4] (0:12.45)	0:13.16 [5] (0:13.16)
Average Speed [km/h]	52.7	66.7	62.0	62.0	61.0	58.0	54.5
Top Speed [km/h]	66.7	67.7	65.1	63.5	62.8	58.9	56.2
Avg. Dist. to Rail [m]	7.0	1.9	1.2	0.4	0.8	1.1	0.6
Avg. Stride Freq. [Hz]	2.5	2.5	2.4	2.4	2.4	2.3	2.2
Avg. Stride Length [m]	6.5	7.6	7.4	7.4	7.3	7.1	7.0



- [] Ranking at each section and finish
- :-:- No data available at this section
- NA No data available

Horse/Jockey Name	Perfect Charm/Jett Newman
Finish Rank	6
Fastest Section Time (Section)	0:11.26 (1200-1000)
Top Speed [km/h] (Section)	66.4 (1400 - 1200)
Race State	Finished



Aquis Park Gold Coast QLD

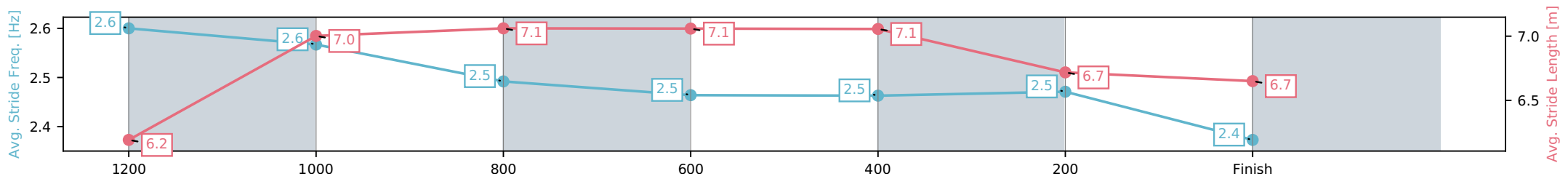
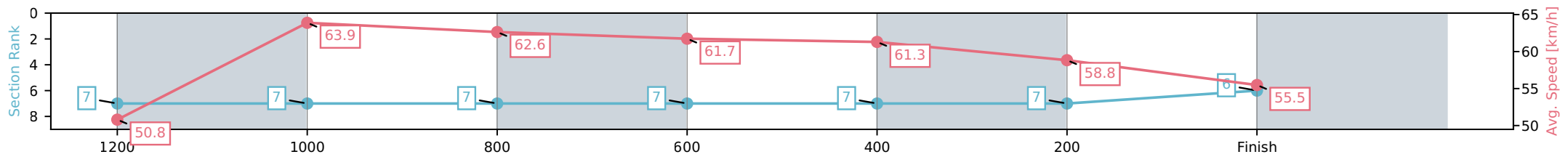
Race 2: WARRNAMBOOL RC JULY 23RD QTIS Two-Year-Old Maiden Plate - 1400m

04 July 2026 - 12:41PM

Track Rating: Good 4, Weather: Fine, Rail Position: +9m 1000m-W/Post, +5m Remainder



Section	L1400	L1200	L1000	L800	L600	L400	L200
Section Times	1:25.77 (0:14.76)	1:11.01 [7] (0:11.26)	0:59.76 [7] (0:11.42)	0:48.33 [7] (0:11.58)	0:36.75 [7] (0:11.70)	0:25.05 [7] (0:12.30)	0:12.74 [7] (0:12.74)
Average Speed [km/h]	50.8	63.9	62.6	61.7	61.3	58.8	55.5
Top Speed [km/h]	66.4	65.2	63.9	62.8	62.2	59.9	59.3
Avg. Dist. to Rail [m]	5.3	1.3	1.2	1.9	0.9	4.6	5.3
Avg. Stride Freq. [Hz]	2.6	2.6	2.5	2.5	2.5	2.5	2.4
Avg. Stride Length [m]	6.2	7.0	7.1	7.1	7.1	6.7	6.7



- [] Ranking at each section and finish
- :-:- No data available at this section
- NA No data available

Horse/Jockey Name	Sniper Boom/Bella Youngberry
Finish Rank	7
Fastest Section Time (Section)	0:10.77 (1200-1000)
Top Speed [km/h] (Section)	67.6 (1200-1000)
Race State	Finished



Aquis Park Gold Coast QLD

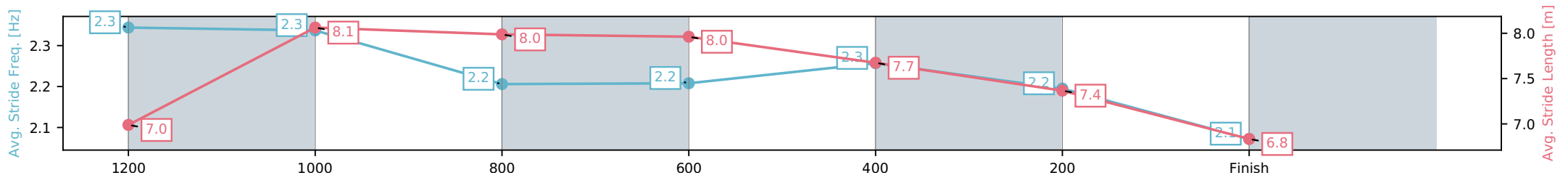
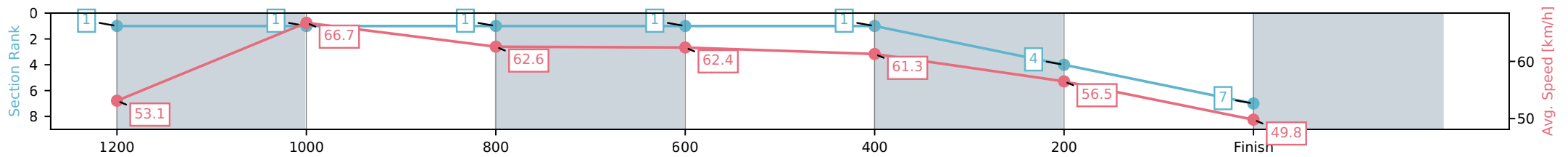
Race 2: WARRNAMBOOL RC JULY 23RD QTIS Two-Year-Old Maiden Plate - 1400m

04 July 2026 - 12:41PM

Track Rating: Good 4, Weather: Fine, Rail Position: +9m 1000m-W/Post, +5m Remainder



Section	L1400	L1200	L1000	L800	L600	L400	L200
Section Times	1:26.54 (0:14.06)	1:12.48 [1] (0:10.77)	1:01.71 [1] (0:11.42)	0:50.29 [1] (0:11.48)	0:38.82 [1] (0:11.70)	0:27.12 [1] (0:12.71)	0:14.40 [4] (0:14.40)
Average Speed [km/h]	53.1	66.7	62.6	62.4	61.3	56.5	49.8
Top Speed [km/h]	66.5	67.6	65.0	63.7	62.5	59.2	53.6
Avg. Dist. to Rail [m]	2.9	0.9	1.4	1.0	0.9	0.2	0.2
Avg. Stride Freq. [Hz]	2.3	2.3	2.2	2.2	2.3	2.2	2.1
Avg. Stride Length [m]	7.0	8.1	8.0	8.0	7.7	7.4	6.8



[] Ranking at each section and finish
 -:-:- No data available at this section
 NA No data available



Aquis Park Gold Coast QLD -

Race 3: GRAFTON CUP JULY 16TH QTIS Three-Year-Old Maiden Plate - 1015m

04 July 2026 - 1:18PM



Track Rating: Good 4, Weather: Fine, Rail Position: +9m 1000m-W/Post, +5m Remainder

Field Times (Race Tempo) 0:58.41 0:44.23 0:33.62 0:22.59 0:11.59
 (0:14.18) (0:10.62) (0:11.02) (0:11.01) (0:11.59)

Rank	TAB#	Horse	Overall Time	First 400m	Top Speed km/h (Section)	L1015	L800	L600	L400	L200			
	(BAR#)	Jockey	Margin (DT-W)	Last 600m	Fastest Section (Time)	Start - 800	800 - 600	600 - 400	400 - 200	200 - Finish			
1	4	Starlightning	0:58.41	0:24.16	68.6 (800-600)	0:58.41	0:44.13 [2]	0:33.44 [3]	0:22.53 [2]	0:11.59 [1]			
	(1)	Bella Youngberry		0:33.44	800-600 (0:10.70)	(0:14.28)	(0:10.70)	(0:10.91)	(0:10.94)	(0:11.59)			
2	6	Emphatique	0:58.51	0:24.63	70.5 (800-600)	0:58.51	0:43.66 [8]	0:33.09 [8]	0:22.06 [7]	0:11.07 [5]			
	(4)	Dylan Turner	0.6L (+10)	0:33.09	800-600 (0:10.57)	(0:14.85)	(0:10.57)	(0:11.03)	(0:10.99)	(0:11.07)			
3	5	The Grand Duchy	0:58.66	0:24.15	69.0 (800-600)	0:58.66	0:44.35 [3]	0:33.71 [2]	0:22.62 [3]	0:11.44 [3]			
	(9)	Karl Zechner	1.4L (+0)	0:33.70	800-600 (0:10.64)	(0:14.31)	(0:10.64)	(0:11.08)	(0:11.18)	(0:11.44)			
4	2	Not Telling	0:58.78	0:24.00	70.4 (800-600)	0:58.78	0:44.60 [1]	0:33.99 [1]	0:22.96 [1]	0:11.77 [2]			
	(8)	Jett Newman	2.2L (+1)	0:33.98	800-600 (0:10.62)	(0:14.18)	(0:10.62)	(0:11.02)	(0:11.19)	(0:11.77)			
5	1	Mongolian Spring	0:58.91	0:24.59	69.8 (800-600)	0:58.91	0:44.07 [7]	0:33.49 [7]	0:22.36 [8]	0:11.15 [7]			
	(7)	Bailey Wheeler	2.9L (+0)	0:33.49	800-600 (0:10.58)	(0:14.84)	(0:10.58)	(0:11.14)	(0:11.20)	(0:11.15)			
6	3	Parading Gus	0:59.25	0:24.29	69.7 (800-600)	0:59.25	0:44.72 [5]	0:34.15 [4]	0:23.16 [4]	0:11.86 [4]			
	(2)	Micheal Hellyer	4.9L (+4)	0:34.15	800-600 (0:10.57)	(0:14.53)	(0:10.57)	(0:10.99)	(0:11.30)	(0:11.86)			
7	11	Red Moon Rising	0:59.33	0:24.31	69.0 (800-600)	0:59.33	0:44.85 [4]	0:34.20 [5]	0:23.15 [5]	0:11.83 [6]			
	(10)	Ashley Butler	5.4L (+0)	0:34.20	800-600 (0:10.65)	(0:14.48)	(0:10.65)	(0:11.05)	(0:11.32)	(0:11.83)			
8	12	Kamigamo	1:00.14	0:25.43	68.7 (800-600)	1:00.14	0:44.60 [9]	0:33.92 [9]	0:22.93 [9]	0:11.76 [9]			
	(3)	Julie Busuttin	10.2L (-2)	0:33.92	800-600 (0:10.68)	(0:15.54)	(0:10.68)	(0:10.99)	(0:11.17)	(0:11.76)			
9	10	Luck Of Grace	1:00.54	0:24.34	69.9 (800-600)	1:00.54	0:45.92 [6]	0:35.37 [6]	0:24.16 [6]	0:12.46 [8]			
	(5)	Fred Larson	12.5L (+0)	0:35.38	800-600 (0:10.54)	(0:14.62)	(0:10.54)	(0:11.22)	(0:11.70)	(0:12.46)			

Scratched: Gossamer Glow (#7), Kaida Odori (#8), Lili Anna (#9), Shown The Door (#13), Bang Its On (#14), Gancedo (#15), Carpet Ride (#16), Divinelle (#17)

Report Created: Sat 04 July 2026

(Note: Races are conducted over an approximate distance as close as possible to the advertised distance, and recorded data may vary accordingly. Official times refer to race times only and do not include handicap times.)

[] Position in running at each section and finish TAB# Saddle cloth number
 -:-:- No data available at this section BAR# Barrier/Gate Position
 NA No data available DNF Did not finish
 DNT Did not track DT-W Distance travelled compared to winner in metres

Fastest split
 Fastest section

data processed by TRIPLESDATA

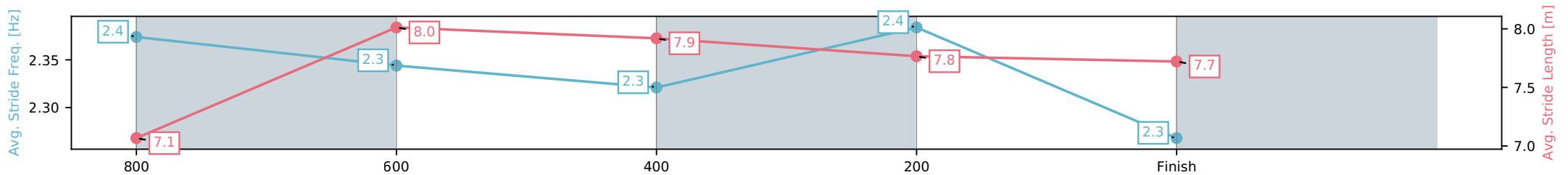
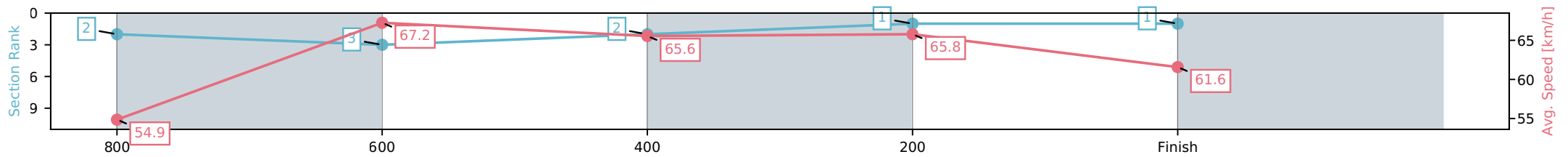
Horse/Jockey Name	Starlightning/Bella Youngberry
Finish Rank	1
Fastest Section Time (Section)	0:10.70 (800-600)
Top Speed [km/h] (Section)	68.6 (800-600)
Race State	Finished



Aquis Park Gold Coast QLD
 Race 3: GRAFTON CUP JULY 16TH QTIS Three-Year-Old
 Maiden Plate - 1015m
 04 July 2026 - 1:18PM
 Track Rating: Good 4, Weather: Fine, Rail Position: +9m 1000m-W/Post,
 +5m Remainder



Section	L1015	L800	L600	L400	L200
Section Times	0:58.41 (0:14.28)	0:44.13 [2] (0:10.70)	0:33.44 [3] (0:10.91)	0:22.53 [2] (0:10.94)	0:11.59 [1] (0:11.59)
Average Speed [km/h]	54.9	67.2	65.6	65.8	61.6
Top Speed [km/h]	67.2	68.6	65.9	66.6	64.6
Avg. Dist. to Rail [m]	3.4	0.5	1.3	1.8	3.7
Avg. Stride Freq. [Hz]	2.4	2.3	2.3	2.4	2.3
Avg. Stride Length [m]	7.1	8.0	7.9	7.8	7.7



[] Ranking at each section and finish
 -:-:- No data available at this section
 NA No data available

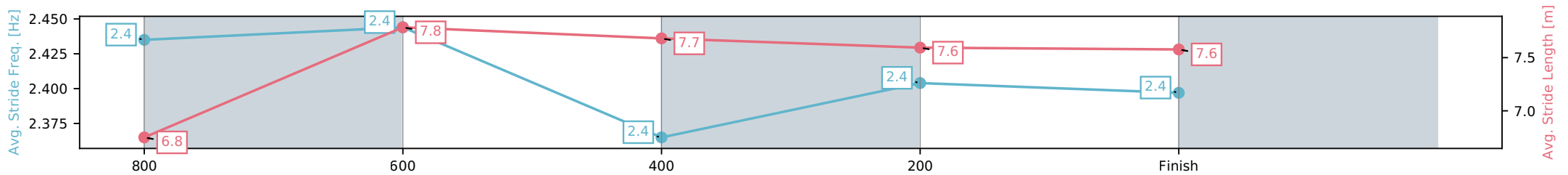
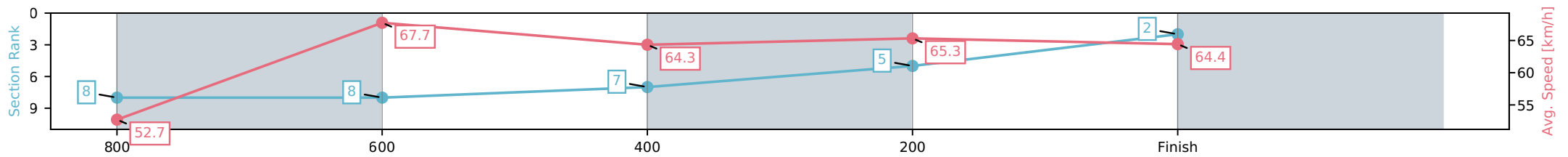
Horse/Jockey Name	Emphatique/Dylan Turner
Finish Rank	2
Fastest Section Time (Section)	0:10.57 (800-600)
Top Speed [km/h] (Section)	70.5 (800-600)
Race State	Finished



Aquis Park Gold Coast QLD
 Race 3: GRAFTON CUP JULY 16TH QTIS Three-Year-Old
 Maiden Plate - 1015m
 04 July 2026 - 1:18PM
 Track Rating: Good 4, Weather: Fine, Rail Position: +9m 1000m-W/Post,
 +5m Remainder



Section	L1015	L800	L600	L400	L200
Section Times	0:58.51 (0:14.85)	0:43.66 [8] (0:10.57)	0:33.09 [8] (0:11.03)	0:22.06 [7] (0:10.99)	0:11.07 [5] (0:11.07)
Average Speed [km/h]	52.7	67.7	64.3	65.3	64.4
Top Speed [km/h]	68.1	70.5	66.4	67.5	65.8
Avg. Dist. to Rail [m]	4.3	1.6	2.8	1.9	1.0
Avg. Stride Freq. [Hz]	2.4	2.4	2.4	2.4	2.4
Avg. Stride Length [m]	6.8	7.8	7.7	7.6	7.6



[] Ranking at each section and finish
 -.-.- No data available at this section
 NA No data available

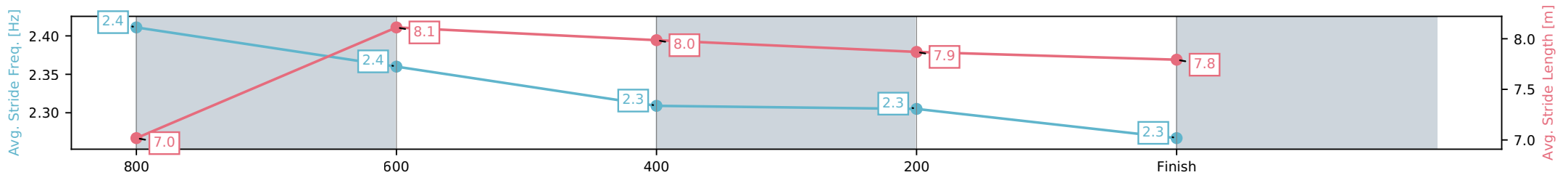
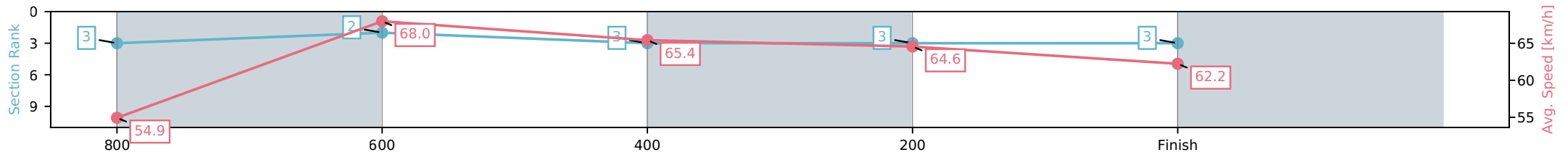
Horse/Jockey Name	The Grand Duchy/Karl Zechner
Finish Rank	3
Fastest Section Time (Section)	0:10.64 (800-600)
Top Speed [km/h] (Section)	69.0 (800-600)
Race State	Finished



Aquis Park Gold Coast QLD
 Race 3: GRAFTON CUP JULY 16TH QTIS Three-Year-Old
 Maiden Plate - 1015m
 04 July 2026 - 1:18PM
 Track Rating: Good 4, Weather: Fine, Rail Position: +9m 1000m-W/Post,
 +5m Remainder



Section	L1015	L800	L600	L400	L200
Section Times	0:58.66 (0:14.31)	0:44.35 [3] (0:10.64)	0:33.71 [2] (0:11.08)	0:22.62 [3] (0:11.18)	0:11.44 [3] (0:11.44)
Average Speed [km/h]	54.9	68.0	65.4	64.6	62.2
Top Speed [km/h]	68.4	69.0	67.0	65.4	65.1
Avg. Dist. to Rail [m]	6.8	1.8	1.3	3.4	5.5
Avg. Stride Freq. [Hz]	2.4	2.4	2.3	2.3	2.3
Avg. Stride Length [m]	7.0	8.1	8.0	7.9	7.8



- [] Ranking at each section and finish
- :-:- No data available at this section
- NA No data available

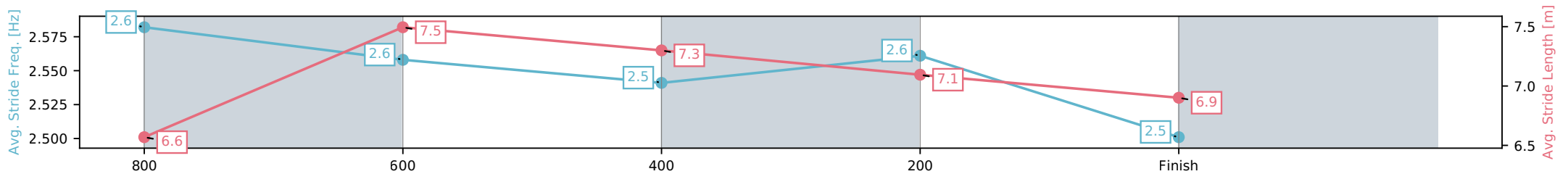
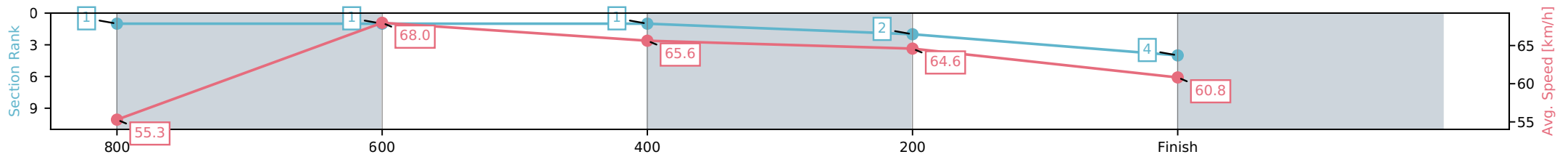
Horse/Jockey Name	Not Telling/Jett Newman
Finish Rank	4
Fastest Section Time (Section)	0:10.62 (800-600)
Top Speed [km/h] (Section)	70.4 (800-600)
Race State	Finished



Aquis Park Gold Coast QLD
 Race 3: GRAFTON CUP JULY 16TH QTIS Three-Year-Old
 Maiden Plate - 1015m
 04 July 2026 - 1:18PM
 Track Rating: Good 4, Weather: Fine, Rail Position: +9m 1000m-W/Post,
 +5m Remainder



Section	L1015	L800	L600	L400	L200
Section Times	0:58.78 (0:14.18)	0:44.60 [1] (0:10.62)	0:33.99 [1] (0:11.02)	0:22.96 [1] (0:11.19)	0:11.77 [2] (0:11.77)
Average Speed [km/h]	55.3	68.0	65.6	64.6	60.8
Top Speed [km/h]	69.5	70.4	67.0	66.3	63.1
Avg. Dist. to Rail [m]	5.7	0.8	1.5	4.5	6.8
Avg. Stride Freq. [Hz]	2.6	2.6	2.5	2.6	2.5
Avg. Stride Length [m]	6.6	7.5	7.3	7.1	6.9



[] Ranking at each section and finish
 -:-:- No data available at this section
 NA No data available

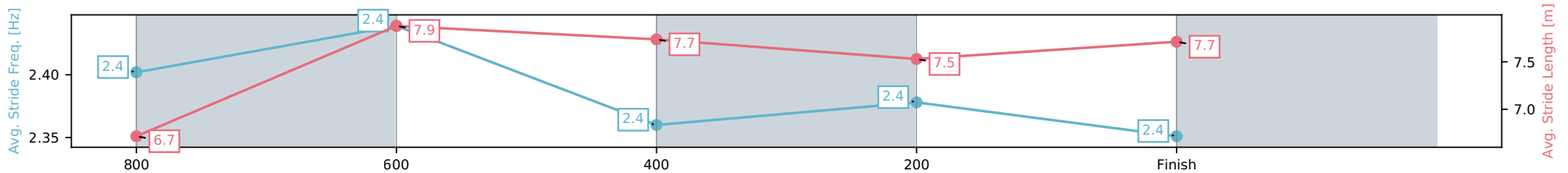
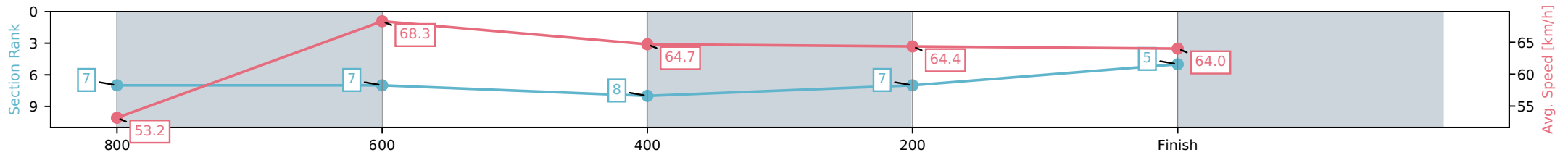
Horse/Jockey Name	Mongolian Spring/Bailey Wheeler
Finish Rank	5
Fastest Section Time (Section)	0:10.58 (800-600)
Top Speed [km/h] (Section)	69.8 (800-600)
Race State	Finished



Aquis Park Gold Coast QLD
 Race 3: GRAFTON CUP JULY 16TH QTIS Three-Year-Old
 Maiden Plate - 1015m
 04 July 2026 - 1:18PM
 Track Rating: Good 4, Weather: Fine, Rail Position: +9m 1000m-W/Post,
 +5m Remainder



Section	L1015	L800	L600	L400	L200
Section Times	0:58.91 (0:14.84)	0:44.07 [7] (0:10.58)	0:33.49 [7] (0:11.14)	0:22.36 [8] (0:11.20)	0:11.15 [7] (0:11.15)
Average Speed [km/h]	53.2	68.3	64.7	64.4	64.0
Top Speed [km/h]	68.0	69.8	65.7	66.3	65.7
Avg. Dist. to Rail [m]	6.3	0.7	0.8	3.1	3.3
Avg. Stride Freq. [Hz]	2.4	2.4	2.4	2.4	2.4
Avg. Stride Length [m]	6.7	7.9	7.7	7.5	7.7



- [] Ranking at each section and finish
- :-:- No data available at this section
- NA No data available

Horse/Jockey Name	Parading Gus/Micheal Hellyer
Finish Rank	6
Fastest Section Time (Section)	0:10.57 (800-600)
Top Speed [km/h] (Section)	69.7 (800-600)
Race State	Finished



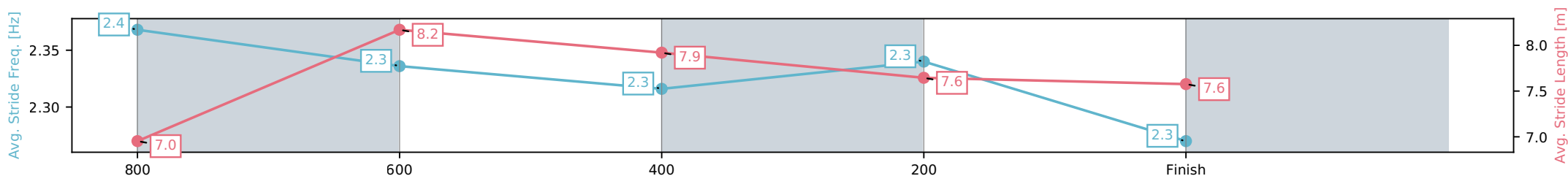
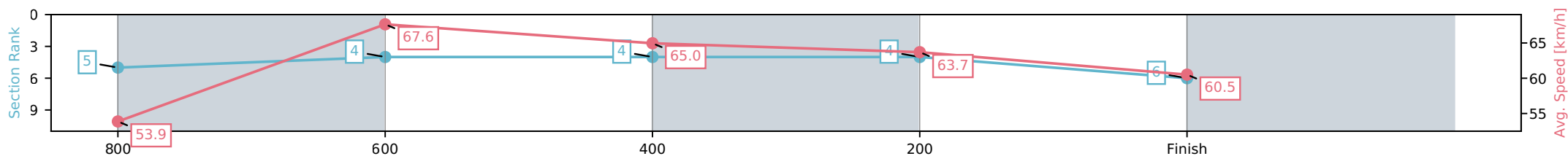
Aquis Park Gold Coast QLD
 Race 3: GRAFTON CUP JULY 16TH QTIS Three-Year-Old
 Maiden Plate - 1015m



04 July 2026 - 1:18PM

Track Rating: Good 4, Weather: Fine, Rail Position: +9m 1000m-W/Post,
 +5m Remainder

Section	L1015	L800	L600	L400	L200
Section Times	0:59.25 (0:14.53)	0:44.72 [5] (0:10.57)	0:34.15 [4] (0:10.99)	0:23.16 [4] (0:11.30)	0:11.86 [4] (0:11.86)
Average Speed [km/h]	53.9	67.6	65.0	63.7	60.5
Top Speed [km/h]	68.1	69.7	66.1	64.2	62.6
Avg. Dist. to Rail [m]	3.2	1.6	1.4	0.5	0.8
Avg. Stride Freq. [Hz]	2.4	2.3	2.3	2.3	2.3
Avg. Stride Length [m]	7.0	8.2	7.9	7.6	7.6



- [] Ranking at each section and finish
- :-:- No data available at this section
- NA No data available

Horse/Jockey Name	Red Moon Rising/Ashley Butler
Finish Rank	7
Fastest Section Time (Section)	0:10.65 (800-600)
Top Speed [km/h] (Section)	69.0 (800-600)
Race State	Finished



Aquis Park Gold Coast QLD

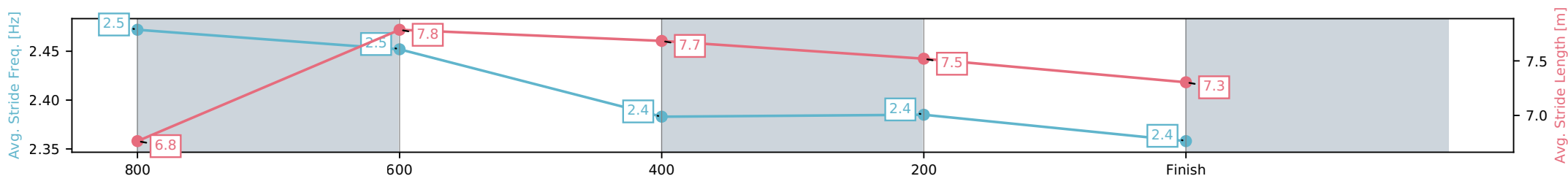
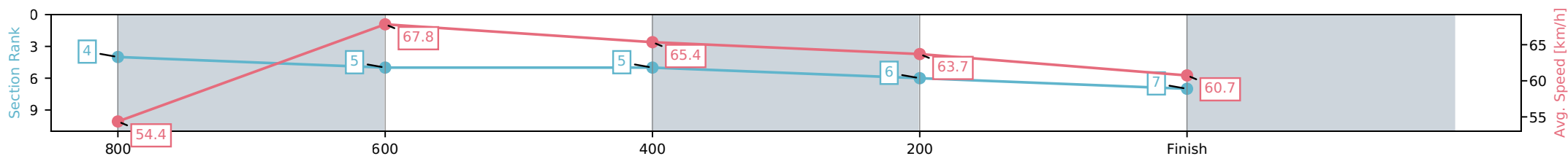
Race 3: GRAFTON CUP JULY 16TH QTIS Three-Year-Old
Maiden Plate - 1015m

04 July 2026 - 1:18PM

Track Rating: Good 4, Weather: Fine, Rail Position: +9m 1000m-W/Post,
+5m Remainder



Section	L1015	L800	L600	L400	L200
Section Times	0:59.33 (0:14.48)	0:44.85 [4] (0:10.65)	0:34.20 [5] (0:11.05)	0:23.15 [5] (0:11.32)	0:11.83 [6] (0:11.83)
Average Speed [km/h]	54.4	67.8	65.4	63.7	60.7
Top Speed [km/h]	67.6	69.0	66.3	64.5	62.6
Avg. Dist. to Rail [m]	7.2	0.9	0.8	2.9	2.8
Avg. Stride Freq. [Hz]	2.5	2.5	2.4	2.4	2.4
Avg. Stride Length [m]	6.8	7.8	7.7	7.5	7.3



- [] Ranking at each section and finish
- :-:- No data available at this section
- NA No data available

Horse/Jockey Name	Kamigamo/Julie Busuttin
Finish Rank	8
Fastest Section Time (Section)	0:10.68 (800-600)
Top Speed [km/h] (Section)	68.7 (800-600)
Race State	Finished



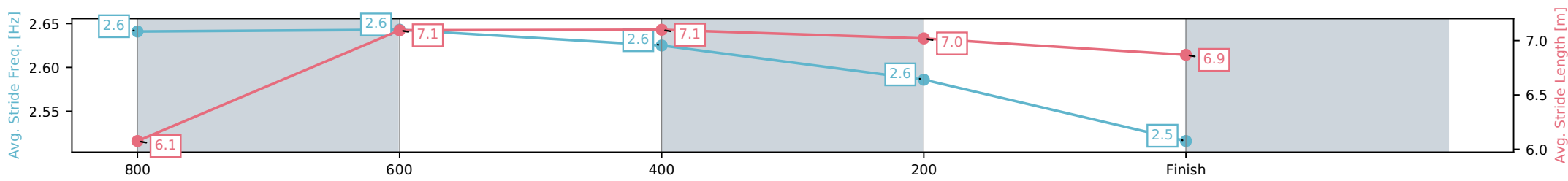
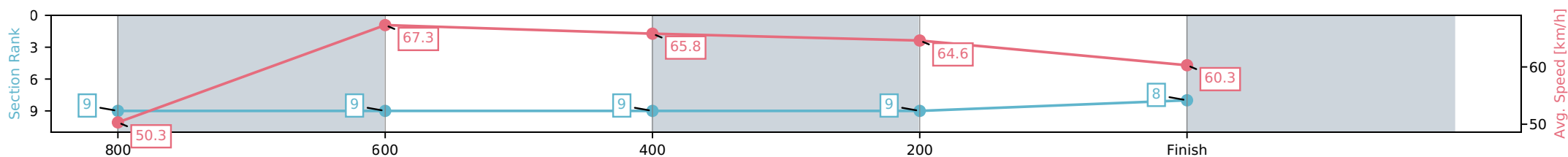
Aquis Park Gold Coast QLD
 Race 3: GRAFTON CUP JULY 16TH QTIS Three-Year-Old
 Maiden Plate - 1015m



04 July 2026 - 1:18PM

Track Rating: Good 4, Weather: Fine, Rail Position: +9m 1000m-W/Post,
 +5m Remainder

Section	L1015	L800	L600	L400	L200
Section Times	1:00.14 (0:15.54)	0:44.60 [9] (0:10.68)	0:33.92 [9] (0:10.99)	0:22.93 [9] (0:11.17)	0:11.76 [9] (0:11.76)
Average Speed [km/h]	50.3	67.3	65.8	64.6	60.3
Top Speed [km/h]	64.9	68.7	68.4	65.6	63.5
Avg. Dist. to Rail [m]	3.1	0.6	1.0	1.4	1.1
Avg. Stride Freq. [Hz]	2.6	2.6	2.6	2.6	2.5
Avg. Stride Length [m]	6.1	7.1	7.1	7.0	6.9



- [] Ranking at each section and finish
- :-:- No data available at this section
- NA No data available

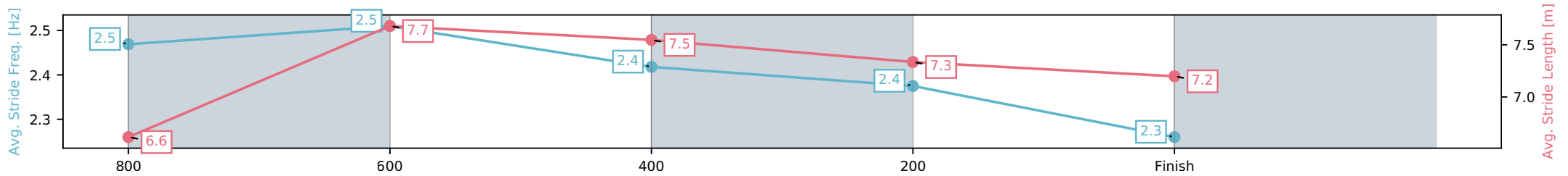
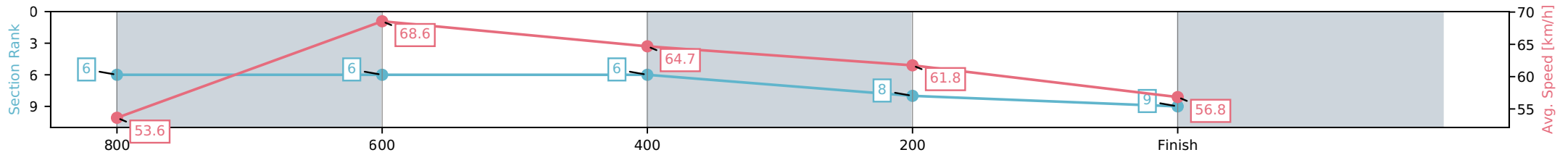
Horse/Jockey Name	Luck Of Grace/Fred Larson
Finish Rank	9
Fastest Section Time (Section)	0:10.54 (800-600)
Top Speed [km/h] (Section)	69.9 (800-600)
Race State	Finished



Aquis Park Gold Coast QLD
 Race 3: GRAFTON CUP JULY 16TH QTIS Three-Year-Old
 Maiden Plate - 1015m
 04 July 2026 - 1:18PM
 Track Rating: Good 4, Weather: Fine, Rail Position: +9m 1000m-W/Post,
 +5m Remainder



Section	L1015	L800	L600	L400	L200
Section Times	1:00.54 (0:14.62)	0:45.92 [6] (0:10.54)	0:35.37 [6] (0:11.22)	0:24.16 [6] (0:11.70)	0:12.46 [8] (0:12.46)
Average Speed [km/h]	53.6	68.6	64.7	61.8	56.8
Top Speed [km/h]	67.6	69.9	65.9	63.3	59.9
Avg. Dist. to Rail [m]	4.4	1.2	1.4	4.2	5.0
Avg. Stride Freq. [Hz]	2.5	2.5	2.4	2.4	2.3
Avg. Stride Length [m]	6.6	7.7	7.5	7.3	7.2



- [] Ranking at each section and finish
- :-:- No data available at this section
- NA No data available

Horse/Jockey Name	American Conquest/Karl Zechner
Finish Rank	1
Fastest Section Time (Section)	0:10.28 (800-600)
Top Speed [km/h] (Section)	71.4 (800-600)
Race State	Finished



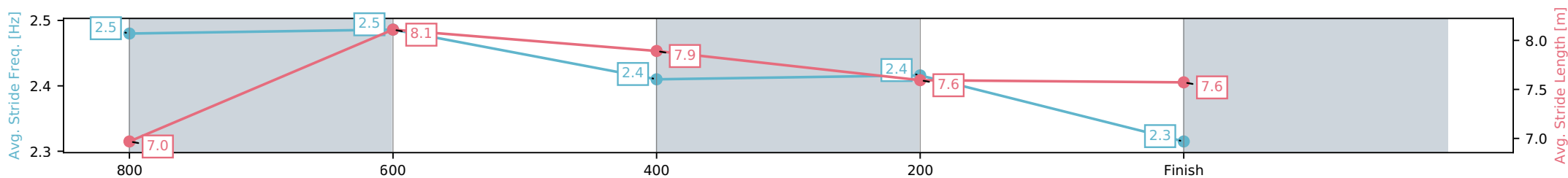
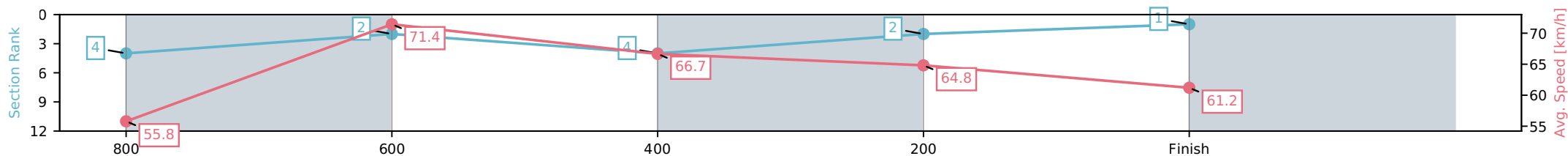
Aquis Park Gold Coast QLD
 Race 4: GOONDIWINDI RC JULY 18TH Class 2 Handicap - 1015m

04 July 2026 - 1:52PM

Track Rating: Good 4, Weather: Fine, Rail Position: +9m 1000m-W/Post, +5m Remainder



Section	L1015	L800	L600	L400	L200
Section Times	0:57.97 (0:14.66)	0:43.30 [10] (0:10.28)	0:33.02 [10] (0:10.76)	0:22.26 [10] (0:11.08)	0:11.18 [8] (0:11.18)
Average Speed [km/h]	54.1	70.0	66.5	64.8	63.1
Top Speed [km/h]	69.9	71.4	69.1	65.8	64.9
Avg. Dist. to Rail [m]	7.0	0.6	1.2	1.1	0.6
Avg. Stride Freq. [Hz]	2.6	2.6	2.5	2.5	2.5
Avg. Stride Length [m]	6.4	7.5	7.5	7.3	7.1



- [] Ranking at each section and finish
- :-:- No data available at this section
- NA No data available

Horse/Jockey Name	Gram/Bella Youngberry
Finish Rank	1
Fastest Section Time (Section)	0:10.10 (800-600)
Top Speed [km/h] (Section)	72.9 (800-600)
Race State	Finished



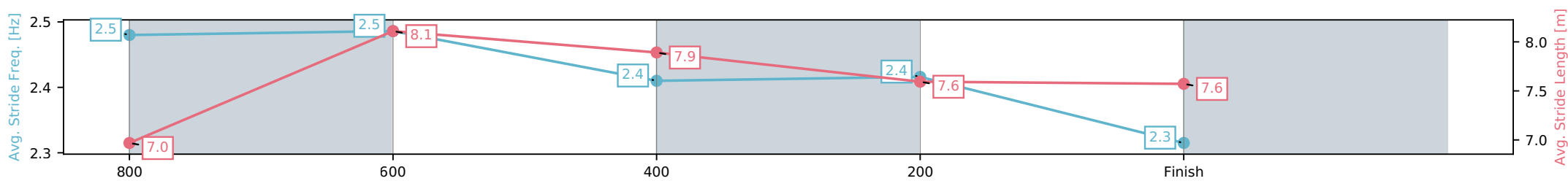
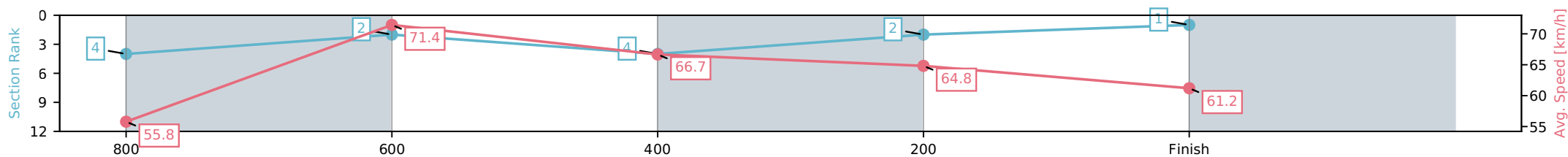
Aquis Park Gold Coast QLD
 Race 4: GOONDIWINDI RC JULY 18TH Class 2 Handicap - 1015m

04 July 2026 - 1:52PM

Track Rating: Good 4, Weather: Fine, Rail Position: +9m 1000m-W/Post, +5m Remainder



Section	L1015	L800	L600	L400	L200
Section Times	0:57.97 (0:14.20)	0:43.77 [4] (0:10.10)	0:33.67 [2] (0:10.87)	0:22.79 [4] (0:11.14)	0:11.65 [2] (0:11.65)
Average Speed [km/h]	55.8	71.4	66.7	64.8	61.2
Top Speed [km/h]	70.1	72.9	68.2	65.7	63.3
Avg. Dist. to Rail [m]	5.0	0.8	1.4	2.4	1.7
Avg. Stride Freq. [Hz]	2.5	2.5	2.4	2.4	2.3
Avg. Stride Length [m]	7.0	8.1	7.9	7.6	7.6



- [] Ranking at each section and finish
- :-:- No data available at this section
- NA No data available

Horse/Jockey Name	Lovecats/Jett Newman
Finish Rank	3
Fastest Section Time (Section)	0:10.43 (800-600)
Top Speed [km/h] (Section)	70.5 (800-600)
Race State	Finished



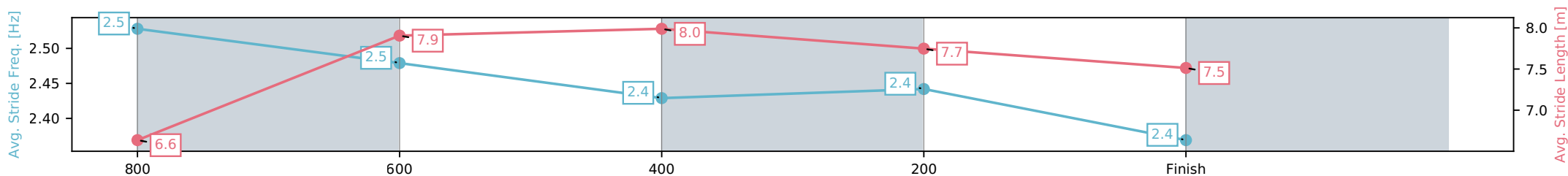
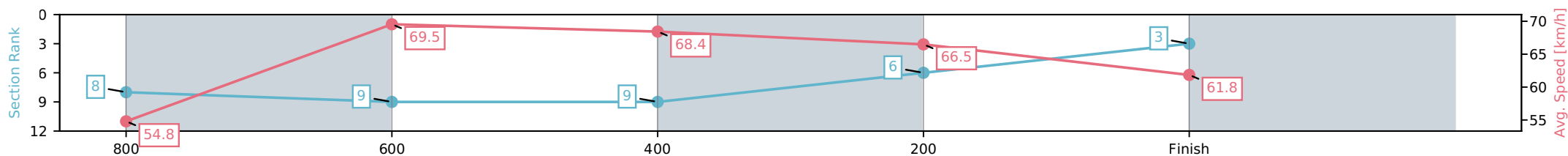
Aquis Park Gold Coast QLD
 Race 4: GOONDIWINDI RC JULY 18TH Class 2 Handicap - 1015m



04 July 2026 - 1:52PM

Track Rating: Good 4, Weather: Fine, Rail Position: +9m 1000m-W/Post, +5m Remainder

Section	L1015	L800	L600	L400	L200
Section Times	0:57.98 (0:14.44)	0:43.54 [8] (0:10.43)	0:33.11 [9] (0:10.75)	0:22.36 [9] (0:10.92)	0:11.44 [6] (0:11.44)
Average Speed [km/h]	54.8	69.5	68.4	66.5	61.8
Top Speed [km/h]	69.7	70.5	70.0	67.0	65.3
Avg. Dist. to Rail [m]	6.1	1.8	3.9	9.7	12.3
Avg. Stride Freq. [Hz]	2.5	2.5	2.4	2.4	2.4
Avg. Stride Length [m]	6.6	7.9	8.0	7.7	7.5



- [] Ranking at each section and finish
- :-:- No data available at this section
- NA No data available

Horse/Jockey Name	Cherrabah/Ashley Butler
Finish Rank	4
Fastest Section Time (Section)	0:10.30 (800-600)
Top Speed [km/h] (Section)	71.3 (800-600)
Race State	Finished



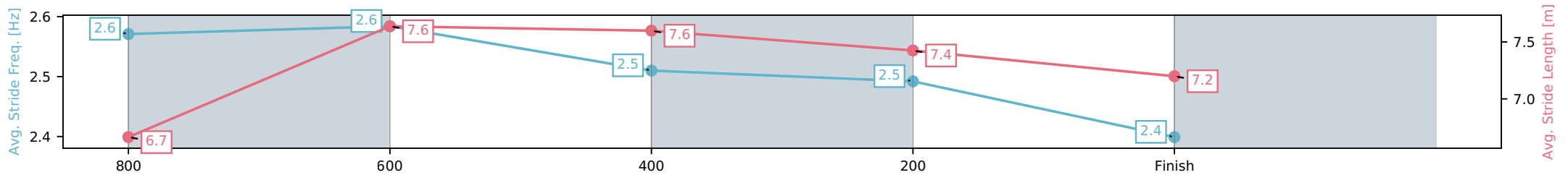
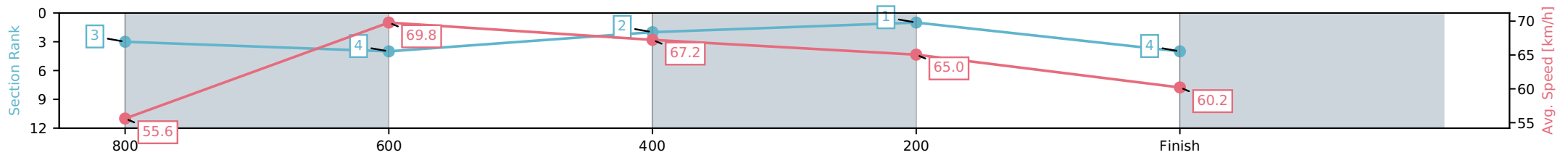
Aquis Park Gold Coast QLD
 Race 4: GOONDIWINDI RC JULY 18TH Class 2 Handicap - 1015m



04 July 2026 - 1:52PM

Track Rating: Good 4, Weather: Fine, Rail Position: +9m 1000m-W/Post, +5m Remainder

Section	L1015	L800	L600	L400	L200
Section Times	0:58.07 (0:14.19)	0:43.88 [3] (0:10.30)	0:33.58 [4] (0:10.62)	0:22.95 [2] (0:11.05)	0:11.91 [1] (0:11.91)
Average Speed [km/h]	55.6	69.8	67.2	65.0	60.2
Top Speed [km/h]	70.2	71.3	68.6	66.3	63.0
Avg. Dist. to Rail [m]	4.5	0.6	1.6	0.2	0.9
Avg. Stride Freq. [Hz]	2.6	2.6	2.5	2.5	2.4
Avg. Stride Length [m]	6.7	7.6	7.6	7.4	7.2



- [] Ranking at each section and finish
- :-:- No data available at this section
- NA No data available

Horse/Jockey Name	Autumngirl/Dylan Turner
Finish Rank	5
Fastest Section Time (Section)	0:10.28 (800-600)
Top Speed [km/h] (Section)	71.8 (800-600)
Race State	Finished



Aquis Park Gold Coast QLD

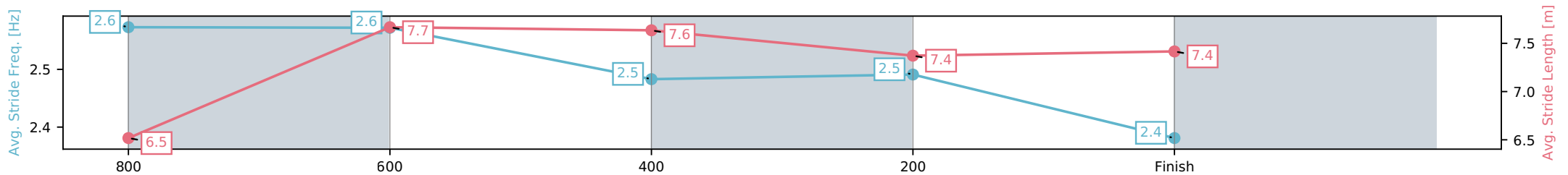
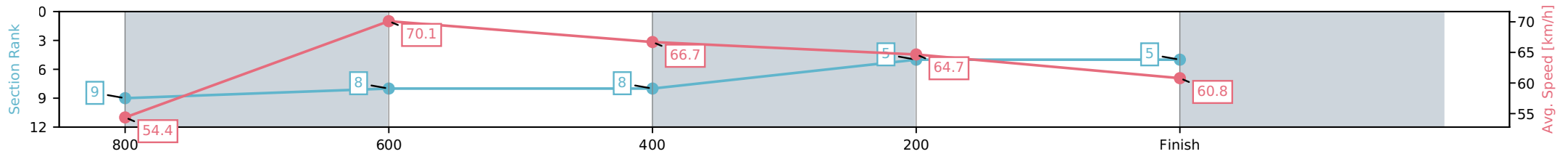
Race 4: GOONDIWINDI RC JULY 18TH Class 2 Handicap - 1015m

04 July 2026 - 1:52PM

Track Rating: Good 4, Weather: Fine, Rail Position: +9m 1000m-W/Post, +5m Remainder



Section	L1015	L800	L600	L400	L200
Section Times	0:58.25 (0:14.49)	0:43.76 [9] (0:10.28)	0:33.48 [8] (0:10.64)	0:22.84 [8] (0:11.11)	0:11.73 [5] (0:11.73)
Average Speed [km/h]	54.4	70.1	66.7	64.7	60.8
Top Speed [km/h]	69.4	71.8	68.7	65.6	65.7
Avg. Dist. to Rail [m]	5.3	0.5	2.4	2.1	2.5
Avg. Stride Freq. [Hz]	2.6	2.6	2.5	2.5	2.4
Avg. Stride Length [m]	6.5	7.7	7.6	7.4	7.4



- [] Ranking at each section and finish
- :-:- No data available at this section
- NA No data available

Horse/Jockey Name	Kirkville/Chloe Lowe
Finish Rank	6
Fastest Section Time (Section)	0:10.35 (800-600)
Top Speed [km/h] (Section)	71.0 (800-600)
Race State	Finished



Aquis Park Gold Coast QLD

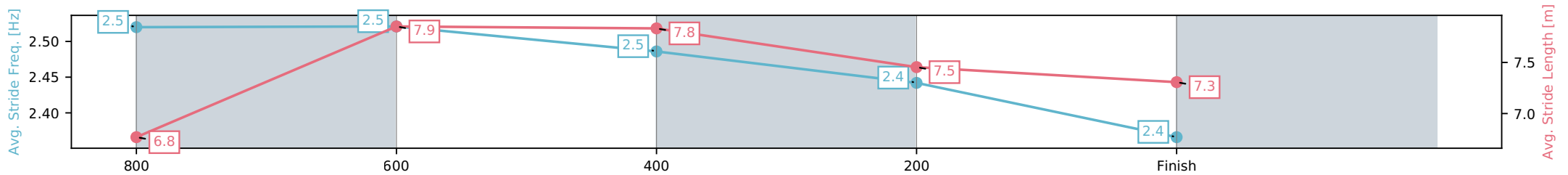
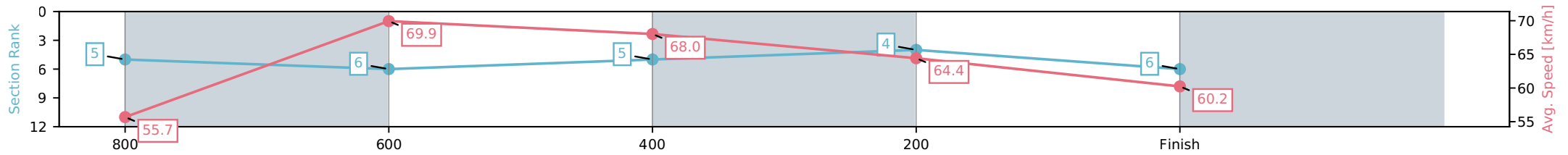
Race 4: GOONDIWINDI RC JULY 18TH Class 2 Handicap - 1015m

04 July 2026 - 1:52PM

Track Rating: Good 4, Weather: Fine, Rail Position: +9m 1000m-W/Post, +5m Remainder



Section	L1015	L800	L600	L400	L200
Section Times	0:58.32 (0:14.23)	0:44.09 [5] (0:10.35)	0:33.74 [6] (0:10.66)	0:23.08 [5] (0:11.26)	0:11.83 [4] (0:11.83)
Average Speed [km/h]	55.7	69.9	68.0	64.4	60.2
Top Speed [km/h]	70.2	71.0	70.5	65.7	63.1
Avg. Dist. to Rail [m]	7.6	1.3	1.6	5.0	5.1
Avg. Stride Freq. [Hz]	2.5	2.5	2.5	2.4	2.4
Avg. Stride Length [m]	6.8	7.9	7.8	7.5	7.3



- [] Ranking at each section and finish
- :-:- No data available at this section
- NA No data available

Horse/Jockey Name	Cat Call/Brandon Lerena
Finish Rank	7
Fastest Section Time (Section)	0:10.14 (800-600)
Top Speed [km/h] (Section)	73.1 (800-600)
Race State	Finished



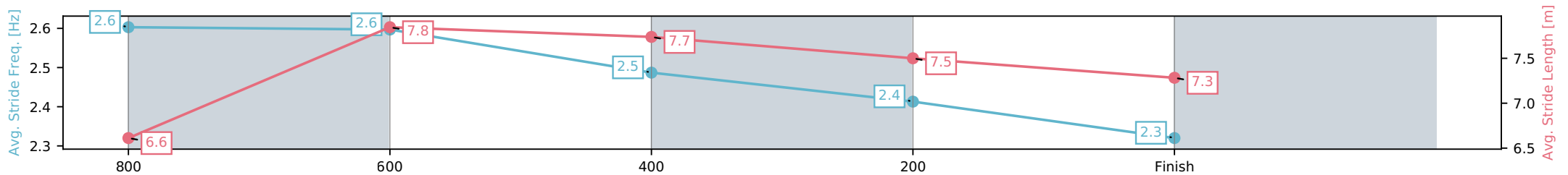
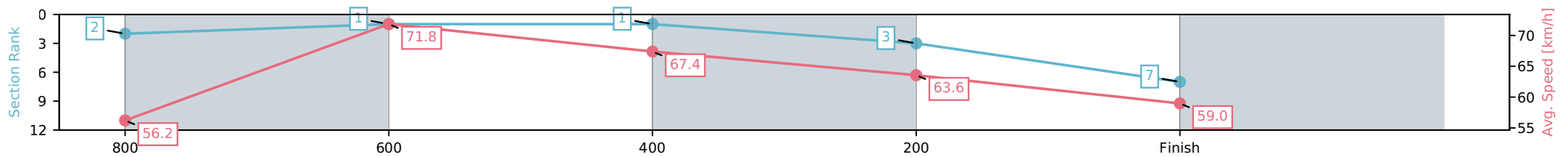
Aquis Park Gold Coast QLD
 Race 4: GOONDIWINDI RC JULY 18TH Class 2 Handicap - 1015m



04 July 2026 - 1:52PM

Track Rating: Good 4, Weather: Fine, Rail Position: +9m 1000m-W/Post, +5m Remainder

Section	L1015	L800	L600	L400	L200
Section Times	0:58.66 (0:14.15)	0:44.51 [2] (0:10.14)	0:34.37 [1] (0:10.80)	0:23.57 [1] (0:11.38)	0:12.20 [3] (0:12.20)
Average Speed [km/h]	56.2	71.8	67.4	63.6	59.0
Top Speed [km/h]	72.9	73.1	70.1	65.4	61.8
Avg. Dist. to Rail [m]	8.9	3.4	2.3	3.6	3.4
Avg. Stride Freq. [Hz]	2.6	2.6	2.5	2.4	2.3
Avg. Stride Length [m]	6.6	7.8	7.7	7.5	7.3



- [] Ranking at each section and finish
- :-:- No data available at this section
- NA No data available

Horse/Jockey Name	Hi Tiago/McKenzie Apel
Finish Rank	8
Fastest Section Time (Section)	0:10.16 (800-600)
Top Speed [km/h] (Section)	71.8 (800-600)
Race State	Finished



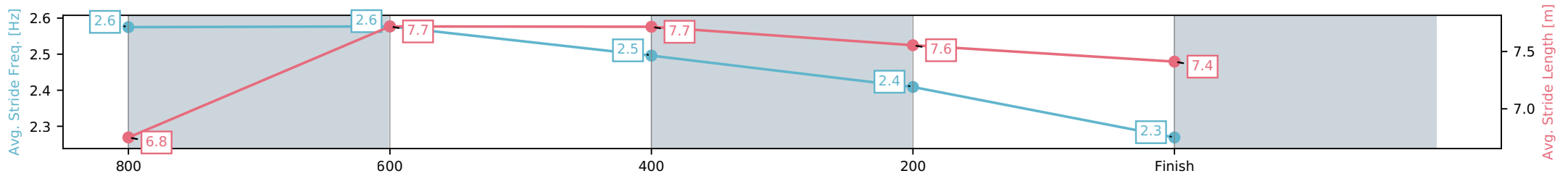
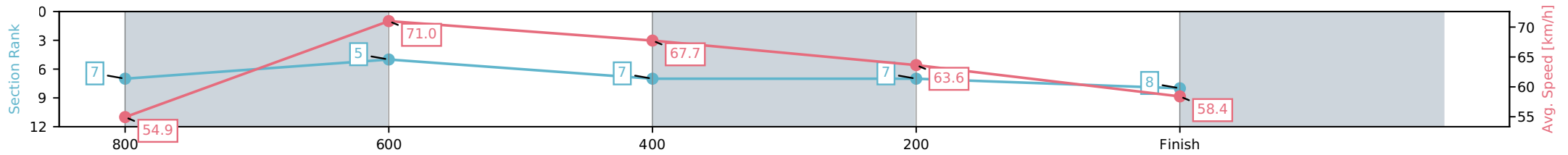
Aquis Park Gold Coast QLD
 Race 4: GOONDIWINDI RC JULY 18TH Class 2 Handicap - 1015m



04 July 2026 - 1:52PM

Track Rating: Good 4, Weather: Fine, Rail Position: +9m 1000m-W/Post, +5m Remainder

Section	L1015	L800	L600	L400	L200
Section Times	0:58.96 (0:14.41)	0:44.55 [7] (0:10.16)	0:34.38 [5] (0:10.80)	0:23.59 [7] (0:11.38)	0:12.20 [7] (0:12.20)
Average Speed [km/h]	54.9	71.0	67.7	63.6	58.4
Top Speed [km/h]	71.1	71.8	69.9	64.8	61.6
Avg. Dist. to Rail [m]	6.0	1.0	2.6	5.3	5.0
Avg. Stride Freq. [Hz]	2.6	2.6	2.5	2.4	2.3
Avg. Stride Length [m]	6.8	7.7	7.7	7.6	7.4



- [] Ranking at each section and finish
- :-:- No data available at this section
- NA No data available

Horse/Jockey Name	Twoexcel/Bailey Wheeler
Finish Rank	9
Fastest Section Time (Section)	0:10.26 (800-600)
Top Speed [km/h] (Section)	71.3 (800-600)
Race State	Finished



Aquis Park Gold Coast QLD

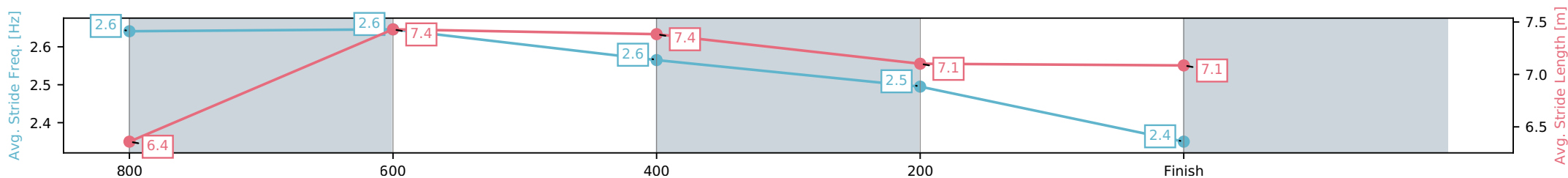
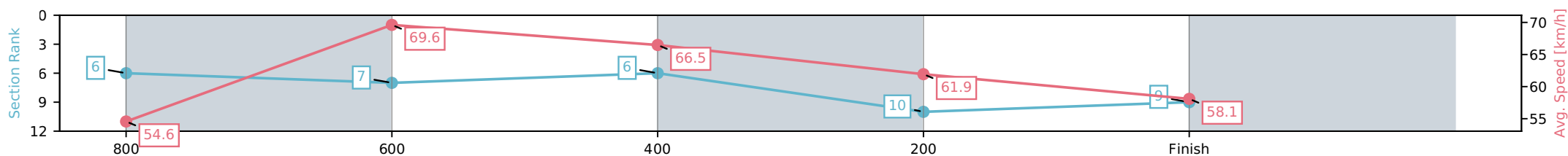
Race 4: GOONDIWINDI RC JULY 18TH Class 2 Handicap - 1015m

04 July 2026 - 1:52PM

Track Rating: Good 4, Weather: Fine, Rail Position: +9m 1000m-W/Post, +5m Remainder



Section	L1015	L800	L600	L400	L200
Section Times	0:59.17 (0:14.38)	0:44.78 [6] (0:10.26)	0:34.52 [7] (0:10.67)	0:23.85 [6] (0:11.62)	0:12.24 [10] (0:12.24)
Average Speed [km/h]	54.6	69.6	66.5	61.9	58.1
Top Speed [km/h]	70.0	71.3	69.6	63.7	59.7
Avg. Dist. to Rail [m]	3.4	1.8	2.4	1.7	0.7
Avg. Stride Freq. [Hz]	2.6	2.6	2.6	2.5	2.4
Avg. Stride Length [m]	6.4	7.4	7.4	7.1	7.1



- [] Ranking at each section and finish
- :-:- No data available at this section
- NA No data available

Horse/Jockey Name	Zaindara/Amy Graham
Finish Rank	10
Fastest Section Time (Section)	0:10.33 (800-600)
Top Speed [km/h] (Section)	70.3 (800-600)
Race State	Finished



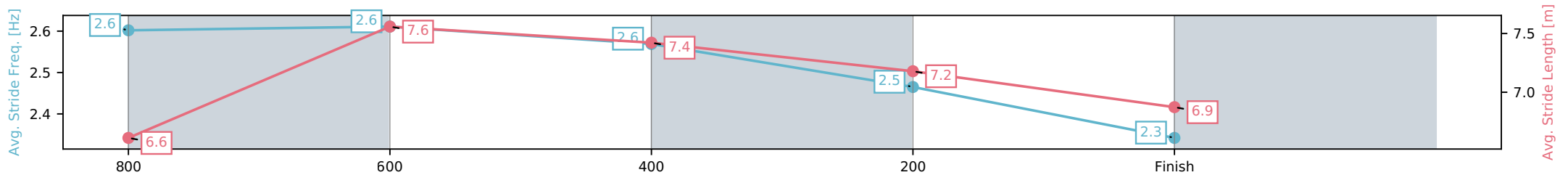
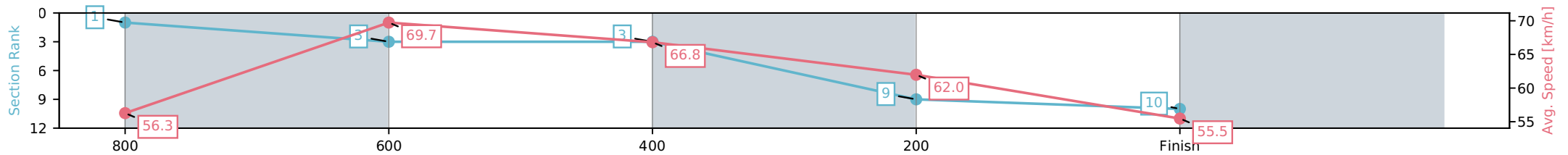
Aquis Park Gold Coast QLD
 Race 4: GOONDIWINDI RC JULY 18TH Class 2 Handicap - 1015m



04 July 2026 - 1:52PM

Track Rating: Good 4, Weather: Fine, Rail Position: +9m 1000m-W/Post, +5m Remainder

Section	L1015	L800	L600	L400	L200
Section Times	0:59.59 (0:13.99)	0:45.60 [1] (0:10.33)	0:35.27 [3] (0:10.85)	0:24.42 [3] (0:11.63)	0:12.79 [9] (0:12.79)
Average Speed [km/h]	56.3	69.7	66.8	62.0	55.5
Top Speed [km/h]	70.2	70.3	69.3	64.3	59.2
Avg. Dist. to Rail [m]	2.6	0.6	1.6	0.3	0.8
Avg. Stride Freq. [Hz]	2.6	2.6	2.6	2.5	2.3
Avg. Stride Length [m]	6.6	7.6	7.4	7.2	6.9



- [] Ranking at each section and finish
- :-:- No data available at this section
- NA No data available



Aquis Park Gold Coast QLD - Race 5: TASMANIAN RC JULY 19TH OPEN Handicap - 1800m 04 July 2026 - 2:25PM



Track Rating: Good 4, Weather: Fine, Rail Position: +9m 1000m-W/Post, +5m Remainder

Field Times (Race Tempo) 1:50.54 (0:14.25) 1:36.29 (0:12.20) 1:24.09 (0:12.95) 1:11.14 (0:12.38) 0:58.76 (0:12.24) 0:46.51 (0:11.96) 0:34.55 (0:11.69) 0:22.86 (0:11.47)

Rank	TAB#	Horse	Overall Time	First 400m	Top Speed km/h (Section)	L1800	L1600	L1400	L1200	L1000	L800	L600	L400
	(BAR#)	Jockey	Margin (DT-W)	Last 600m	Fastest Section (Time)	Start - 1600	1600 - 1400	1400 - 1200	1200 - 1000	1000 - 800	800 - 600	600 - 400	400 - 200
1	4	Leg Drive	1:50.54	0:26.89	65.0 (400-200)	1:50.54	1:35.99 [3]	1:23.65 [3]	1:10.84 [4]	0:58.25 [4]	0:45.92 [5]	0:34.00 [4]	0:22.53 [4]
	(1)	Fred Larson		0:34.00	200-0 (0:11.20)	(0:14.55)	(0:12.34)	(0:12.81)	(0:12.59)	(0:12.33)	(0:11.91)	(0:11.48)	(0:11.32)
2	3	Chayse 'N' Artie	1:50.62	0:27.02	65.1 (400-200)	1:50.62	1:36.03 [4]	1:23.60 [4]	1:11.12 [2]	0:58.84 [1]	0:46.30 [2]	0:34.38 [2]	0:22.78 [3]
	(2)	Jaden Lloyd	0.5L (+2)	0:34.38	400-200 (0:11.30)	(0:14.59)	(0:12.43)	(0:12.49)	(0:12.28)	(0:12.54)	(0:11.92)	(0:11.60)	(0:11.30)
3	6	Connecticut	1:50.89	0:27.91	65.8 (400-200)	1:50.89	1:35.57 [9]	1:22.98 [10]	1:10.07 [10]	0:57.41 [9]	0:45.56 [9]	0:33.86 [8]	0:22.56 [7]
	(6)	Kelsey Lenton	2.1L (+5)	0:33.86	400-200 (0:11.16)	(0:15.32)	(0:12.59)	(0:12.90)	(0:12.66)	(0:11.85)	(0:11.70)	(0:11.30)	(0:11.16)
4	5	October	1:51.08	0:27.26	64.1 (400-200)	1:51.08	1:36.08 [6]	1:23.82 [6]	1:11.16 [5]	0:58.68 [5]	0:46.47 [4]	0:34.53 [5]	0:22.94 [5]
	(4)	Bella Youngberry	3.2L (+4)	0:34.54	400-200 (0:11.42)	(0:15.00)	(0:12.26)	(0:12.67)	(0:12.47)	(0:12.21)	(0:11.94)	(0:11.59)	(0:11.42)
5	2	Galano	1:51.12	0:26.45	64.4 (600-400)	1:51.12	1:36.87 [1]	1:24.67 [1]	1:11.72 [1]	0:59.21 [2]	0:46.69 [3]	0:34.82 [3]	0:23.44 [2]
	(10)	Jett Newman	3.4L (+3)	0:34.82	600-400 (0:11.38)	(0:14.25)	(0:12.20)	(0:12.95)	(0:12.51)	(0:12.52)	(0:11.86)	(0:11.38)	(0:11.55)
6	7	Forty Times	1:51.26	0:27.51	64.7 (400-200)	1:51.26	1:36.22 [8]	1:23.75 [7]	1:11.06 [7]	0:58.42 [7]	0:46.27 [7]	0:34.46 [6]	0:23.02 [6]
	(8)	Karl Zechner	4.2L (+1)	0:34.46	400-200 (0:11.33)	(0:15.04)	(0:12.47)	(0:12.69)	(0:12.64)	(0:12.15)	(0:11.81)	(0:11.44)	(0:11.33)
7	1	The Right Way	1:51.35	0:26.63	62.0 (400-200)	1:51.35	1:37.03 [2]	1:24.72 [2]	1:11.85 [3]	0:59.43 [3]	0:47.32 [1]	0:35.36 [1]	0:23.68 [1]
	(3)	Amy Graham	4.8L (+0)	0:35.36	400-200 (0:11.68)	(0:14.32)	(0:12.31)	(0:12.88)	(0:12.41)	(0:12.11)	(0:11.96)	(0:11.69)	(0:11.68)
8	10	Contreras	1:51.71	0:27.24	64.6 (400-200)	1:51.71	1:36.79 [5]	1:24.47 [5]	1:11.66 [6]	0:58.97 [6]	0:46.78 [6]	0:34.86 [7]	0:23.37 [8]
	(5)	Noriyuki Masuda	6.9L (-1)	0:34.86	400-200 (0:11.42)	(0:14.92)	(0:12.32)	(0:12.81)	(0:12.69)	(0:12.19)	(0:11.92)	(0:11.49)	(0:11.42)
9	8	Bovidae	1:52.05	0:27.54	63.9 (600-400)	1:52.05	1:37.04 [7]	1:24.51 [8]	1:11.63 [8]	0:58.90 [8]	0:46.79 [8]	0:34.97 [9]	0:23.52 [9]
	(9)	Anthony Allen	8.9L (+0)	0:34.97	600-400 (0:11.45)	(0:15.02)	(0:12.52)	(0:12.89)	(0:12.72)	(0:12.11)	(0:11.82)	(0:11.45)	(0:11.57)
10	9	Picko Rocks	1:52.83	0:27.89	62.6 (600-400)	1:52.83	1:37.32 [10]	1:24.94 [9]	1:12.04 [9]	0:59.34 [10]	0:47.38 [10]	0:35.63 [10]	0:23.95 [10]
	(7)	Jason Taylor	13.5L (+2)	0:35.63	600-400 (0:11.68)	(0:15.51)	(0:12.38)	(0:12.90)	(0:12.70)	(0:11.96)	(0:11.75)	(0:11.68)	(0:11.87)

Report Created: Sat 04 July 2026

(Note: Races are conducted over an approximate distance as close as possible to the advertised distance, and recorded data may vary accordingly. Official times refer to race times only and do not include handicap times.)

[] Position in running at each section and finish TAB# Saddle cloth number

:-:-- No data available at this section

NA No data available

DNT Did not track

BAR# Barrier/Gate Position

DNF Did not finish

DT-W Distance travelled compared to winner in metres

Fastest split

Fastest section



Aquis Park Gold Coast QLD -
 Race 5: TASMANIAN RC JULY 19TH OPEN Handicap - 1800m
 04 July 2026 - 2:25PM



Track Rating: Good 4, Weather: Fine, Rail Position: +9m 1000m-W/Post, +5m Remainder

Field Times 0:11.40
 (Race Tempo) (0:11.40)

Rank	TAB#	Horse	Overall Time	First 400m	Top Speed km/h (Section)	L200								
	(BAR#)	Jockey	Margin (DT-W)	Last 600m	Fastest Section (Time)	200 - Finish								
1	4	Leg Drive	1:50.54	0:26.89	65.0 (400-200)	0:11.20 [3]								
	(1)	Fred Larson		0:34.00	200-0 (0:11.20)	(0:11.20)								
2	3	Chayse 'N' Artie	1:50.62	0:27.02	65.1 (400-200)	0:11.48 [1]								
	(2)	Jaden Lloyd	0.5L (+2)	0:34.38	400-200 (0:11.30)	(0:11.48)								
3	6	Connecticut	1:50.89	0:27.91	65.8 (400-200)	0:11.40 [5]								
	(6)	Kelsey Lenton	2.1L (+5)	0:33.86	400-200 (0:11.16)	(0:11.40)								
4	5	October	1:51.08	0:27.26	64.1 (400-200)	0:11.53 [6]								
	(4)	Bella Youngberry	3.2L (+4)	0:34.54	400-200 (0:11.42)	(0:11.53)								
5	2	Galano	1:51.12	0:26.45	64.4 (600-400)	0:11.89 [2]								
	(10)	Jett Newman	3.4L (+3)	0:34.82	600-400 (0:11.38)	(0:11.89)								
6	7	Forty Times	1:51.26	0:27.51	64.7 (400-200)	0:11.69 [7]								
	(8)	Karl Zechner	4.2L (+1)	0:34.46	400-200 (0:11.33)	(0:11.69)								
7	1	The Right Way	1:51.35	0:26.63	62.0 (400-200)	0:11.99 [4]								
	(3)	Amy Graham	4.8L (+0)	0:35.36	400-200 (0:11.68)	(0:11.99)								
8	10	Contreras	1:51.71	0:27.24	64.6 (400-200)	0:11.95 [8]								
	(5)	Noriyuki Masuda	6.9L (-1)	0:34.86	400-200 (0:11.42)	(0:11.95)								
9	8	Bovidae	1:52.05	0:27.54	63.9 (600-400)	0:11.95 [9]								
	(9)	Anthony Allen	8.9L (+0)	0:34.97	600-400 (0:11.45)	(0:11.95)								
10	9	Picko Rocks	1:52.83	0:27.89	62.6 (600-400)	0:12.08 [10]								
	(7)	Jason Taylor	13.5L (+2)	0:35.63	600-400 (0:11.68)	(0:12.08)								

Report Created: Sat 04 July 2026

(Note: Races are conducted over an approximate distance as close as possible to the advertised distance, and recorded data may vary accordingly. Official times refer to race times only and do not include handicap times.)

[] Position in running at each section and finish TAB# Saddle cloth number

:-:-- No data available at this section

NA No data available

DNT Did not track

BAR# Barrier/Gate Position

DNF Did not finish

DT-W Distance travelled compared to winner in metres

Fastest split

Fastest section

Horse/Jockey Name	Leg Drive/Fred Larson
Finish Rank	1
Fastest Section Time (Section)	0:11.20 (200-0)
Top Speed [km/h] (Section)	65.0 (400-200)
Race State	Finished



Aquis Park Gold Coast QLD

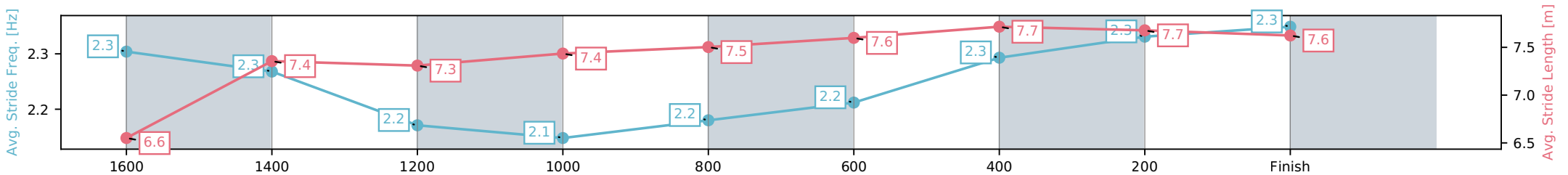
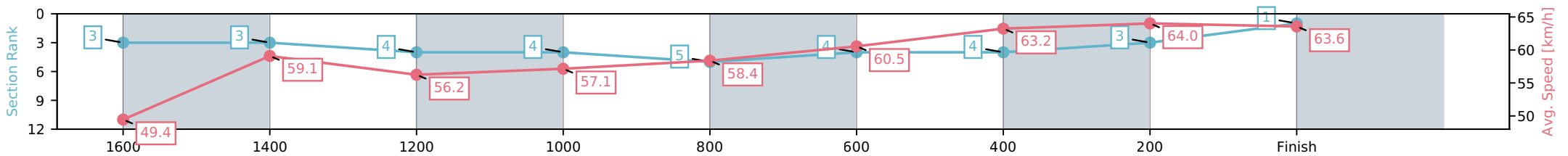
Race 5: TASMANIAN RC JULY 19TH OPEN Handicap - 1800m

04 July 2026 - 2:25PM

Track Rating: Good 4, Weather: Fine, Rail Position: +9m 1000m-W/Post, +5m Remainder



Section	L1800	L1600	L1400	L1200	L1000	L800	L600	L400	L200
Section Times	1:50.54 (0:14.55)	1:35.99 [3] (0:12.34)	1:23.65 [3] (0:12.81)	1:10.84 [4] (0:12.59)	0:58.25 [4] (0:12.33)	0:45.92 [5] (0:11.91)	0:34.00 [4] (0:11.48)	0:22.53 [4] (0:11.32)	0:11.20 [3] (0:11.20)
Average Speed [km/h]	49.4	59.1	56.2	57.1	58.4	60.5	63.2	64.0	63.6
Top Speed [km/h]	61.5	60.6	57.3	59.2	59.1	62.3	64.3	65.0	64.8
Avg. Dist. to Rail [m]	2.6	1.8	1.1	0.9	1.4	0.7	1.7	6.7	9.5
Avg. Stride Freq. [Hz]	2.3	2.3	2.2	2.1	2.2	2.2	2.3	2.3	2.3
Avg. Stride Length [m]	6.6	7.4	7.3	7.4	7.5	7.6	7.7	7.7	7.6



- [] Ranking at each section and finish
- :-:- No data available at this section
- NA No data available

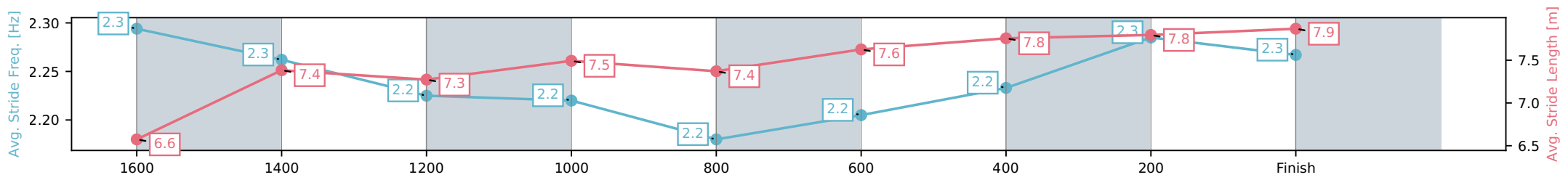
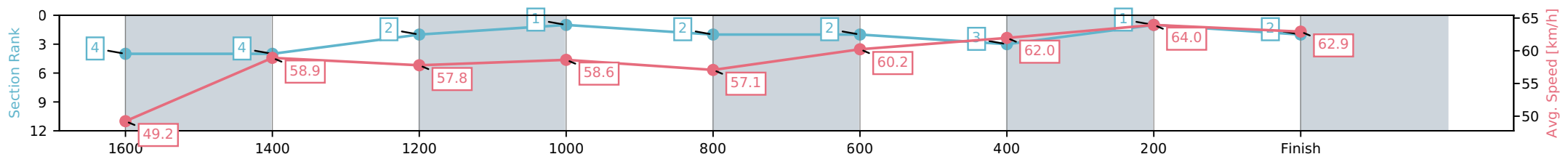
Horse/Jockey Name	Chayse 'N' Artie/Jaden Lloyd
Finish Rank	2
Fastest Section Time (Section)	0:11.30 (400-200)
Top Speed [km/h] (Section)	65.1 (400-200)
Race State	Finished



Aquis Park Gold Coast QLD
 Race 5: TASMANIAN RC JULY 19TH OPEN Handicap - 1800m
 04 July 2026 - 2:25PM
 Track Rating: Good 4, Weather: Fine, Rail Position: +9m 1000m-W/Post, +5m Remainder



Section	L1800	L1600	L1400	L1200	L1000	L800	L600	L400	L200
Section Times	1:50.62 (0:14.59)	1:36.03 [4] (0:12.43)	1:23.60 [4] (0:12.49)	1:11.12 [2] (0:12.28)	0:58.84 [1] (0:12.54)	0:46.30 [2] (0:11.92)	0:34.38 [2] (0:11.60)	0:22.78 [3] (0:11.30)	0:11.48 [1] (0:11.48)
Average Speed [km/h]	49.2	58.9	57.8	58.6	57.1	60.2	62.0	64.0	62.9
Top Speed [km/h]	61.4	61.1	60.1	60.8	58.2	61.8	62.8	65.1	64.5
Avg. Dist. to Rail [m]	3.5	2.5	1.6	1.2	1.2	0.6	0.5	3.4	4.6
Avg. Stride Freq. [Hz]	2.3	2.3	2.2	2.2	2.2	2.2	2.2	2.3	2.3
Avg. Stride Length [m]	6.6	7.4	7.3	7.5	7.4	7.6	7.8	7.8	7.9



[] Ranking at each section and finish
 -:-:- No data available at this section
 NA No data available

Horse/Jockey Name	Connecticut/Kelsey Lenton
Finish Rank	3
Fastest Section Time (Section)	0:11.16 (400-200)
Top Speed [km/h] (Section)	65.8 (400-200)
Race State	Finished



Aquis Park Gold Coast QLD

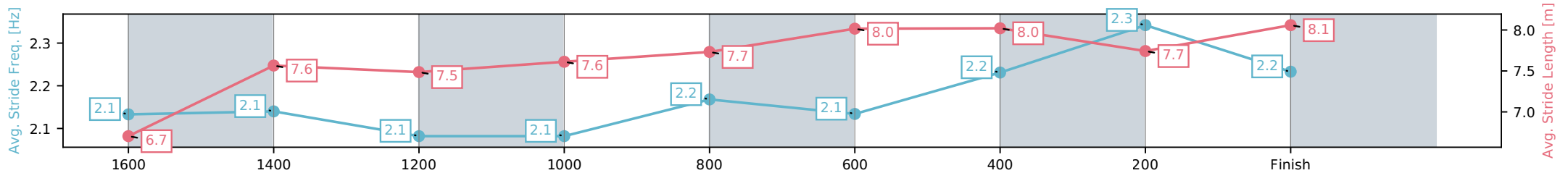
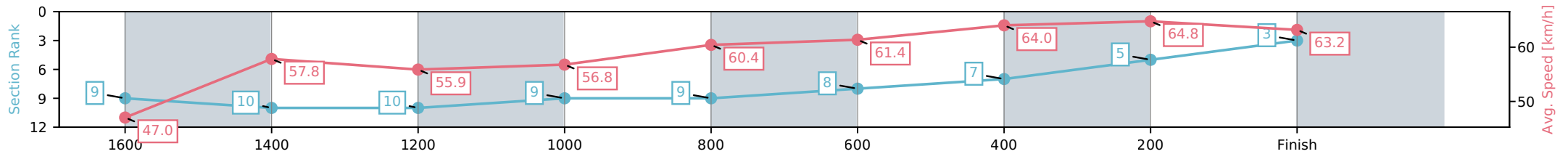
Race 5: TASMANIAN RC JULY 19TH OPEN Handicap - 1800m

04 July 2026 - 2:25PM

Track Rating: Good 4, Weather: Fine, Rail Position: +9m 1000m-W/Post, +5m Remainder



Section	L1800	L1600	L1400	L1200	L1000	L800	L600	L400	L200
Section Times	1:50.89 (0:15.32)	1:35.57 [9] (0:12.59)	1:22.98 [10] (0:12.90)	1:10.07 [10] (0:12.66)	0:57.41 [9] (0:11.85)	0:45.56 [9] (0:11.70)	0:33.86 [8] (0:11.30)	0:22.56 [7] (0:11.16)	0:11.40 [5] (0:11.40)
Average Speed [km/h]	47.0	57.8	55.9	56.8	60.4	61.4	64.0	64.8	63.2
Top Speed [km/h]	57.9	58.8	58.5	59.5	61.9	63.3	65.4	65.8	64.8
Avg. Dist. to Rail [m]	5.5	1.8	0.7	0.8	1.2	0.7	1.7	5.7	6.2
Avg. Stride Freq. [Hz]	2.1	2.1	2.1	2.1	2.2	2.1	2.2	2.3	2.2
Avg. Stride Length [m]	6.7	7.6	7.5	7.6	7.7	8.0	8.0	7.7	8.1



[] Ranking at each section and finish
 -:-:- No data available at this section
 NA No data available

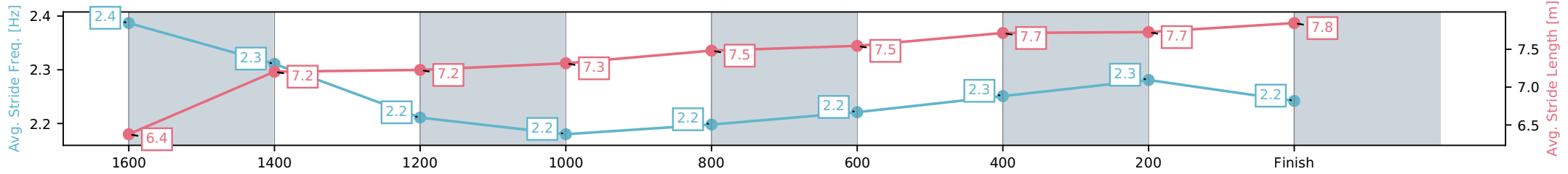
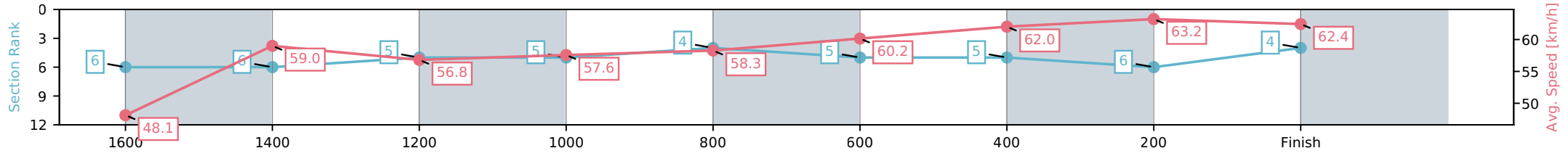
Horse/Jockey Name	October/Bella Youngberry
Finish Rank	4
Fastest Section Time (Section)	0:11.42 (400-200)
Top Speed [km/h] (Section)	64.1 (400-200)
Race State	Finished



Aquis Park Gold Coast QLD
 Race 5: TASMANIAN RC JULY 19TH OPEN Handicap - 1800m
 04 July 2026 - 2:25PM
 Track Rating: Good 4, Weather: Fine, Rail Position: +9m 1000m-W/Post, +5m Remainder



Section	L1800	L1600	L1400	L1200	L1000	L800	L600	L400	L200
Section Times	1:51.08 (0:15.00)	1:36.08 [6] (0:12.26)	1:23.82 [6] (0:12.67)	1:11.16 [5] (0:12.47)	0:58.68 [5] (0:12.21)	0:46.47 [4] (0:11.94)	0:34.53 [5] (0:11.59)	0:22.94 [5] (0:11.42)	0:11.53 [6] (0:11.53)
Average Speed [km/h]	48.1	59.0	56.8	57.6	58.3	60.2	62.0	63.2	62.4
Top Speed [km/h]	61.0	59.9	58.3	60.0	59.2	61.5	63.2	64.1	63.2
Avg. Dist. to Rail [m]	3.4	1.1	1.0	1.7	2.0	0.9	0.6	2.4	2.1
Avg. Stride Freq. [Hz]	2.4	2.3	2.2	2.2	2.2	2.2	2.3	2.3	2.2
Avg. Stride Length [m]	6.4	7.2	7.2	7.3	7.5	7.5	7.7	7.7	7.8



[] Ranking at each section and finish
 -:-:- No data available at this section
 NA No data available

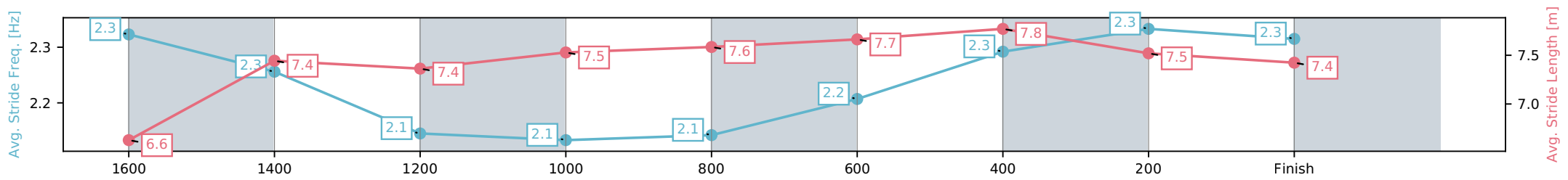
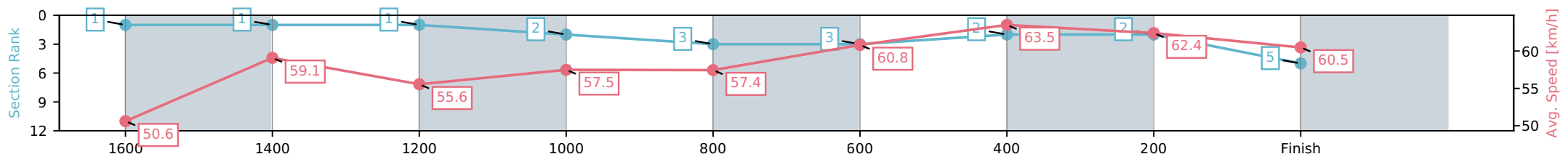
Horse/Jockey Name	Galano/Jett Newman
Finish Rank	5
Fastest Section Time (Section)	0:11.38 (600-400)
Top Speed [km/h] (Section)	64.4 (600-400)
Race State	Finished



Aquis Park Gold Coast QLD
 Race 5: TASMANIAN RC JULY 19TH OPEN Handicap - 1800m
 04 July 2026 - 2:25PM
 Track Rating: Good 4, Weather: Fine, Rail Position: +9m 1000m-W/Post, +5m Remainder



Section	L1800	L1600	L1400	L1200	L1000	L800	L600	L400	L200
Section Times	1:51.12 (0:14.25)	1:36.87 [1] (0:12.20)	1:24.67 [1] (0:12.95)	1:11.72 [1] (0:12.51)	0:59.21 [2] (0:12.52)	0:46.69 [3] (0:11.86)	0:34.82 [3] (0:11.38)	0:23.44 [2] (0:11.55)	0:11.89 [2] (0:11.89)
Average Speed [km/h]	50.6	59.1	55.6	57.5	57.4	60.8	63.5	62.4	60.5
Top Speed [km/h]	64.1	62.0	56.8	58.6	58.5	62.8	64.4	63.2	62.0
Avg. Dist. to Rail [m]	8.3	0.8	0.6	0.9	1.5	1.0	0.8	3.5	4.7
Avg. Stride Freq. [Hz]	2.3	2.3	2.1	2.1	2.1	2.2	2.3	2.3	2.3
Avg. Stride Length [m]	6.6	7.4	7.4	7.5	7.6	7.7	7.8	7.5	7.4



Report Created: Sat 04 July 2026 (Note: Timing is based on positional data)

[] Ranking at each section and finish
 -.-.- No data available at this section
 NA No data available

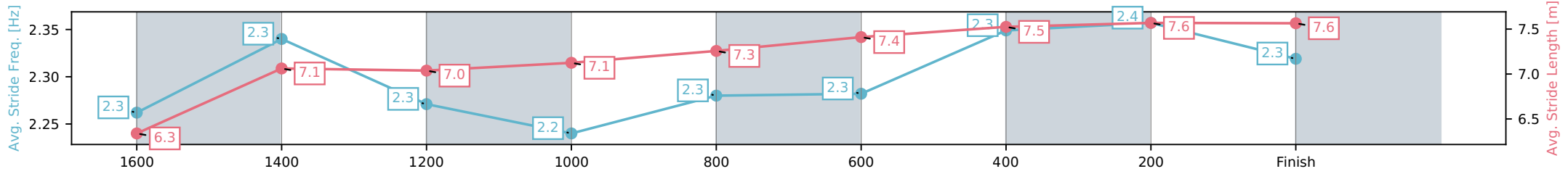
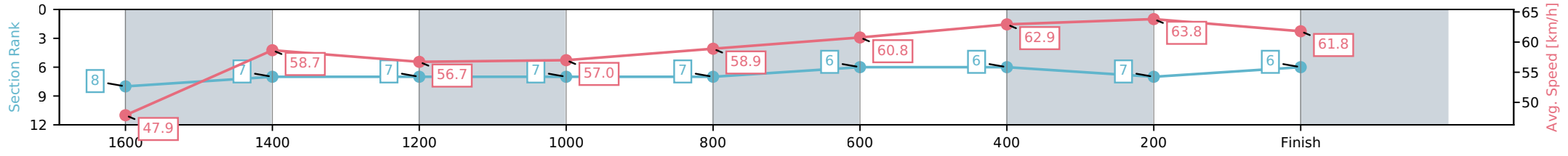
Horse/Jockey Name	Forty Times/Karl Zechner
Finish Rank	6
Fastest Section Time (Section)	0:11.33 (400-200)
Top Speed [km/h] (Section)	64.7 (400-200)
Race State	Finished



Aquis Park Gold Coast QLD
 Race 5: TASMANIAN RC JULY 19TH OPEN Handicap - 1800m
 04 July 2026 - 2:25PM
 Track Rating: Good 4, Weather: Fine, Rail Position: +9m 1000m-W/Post, +5m Remainder



Section	L1800	L1600	L1400	L1200	L1000	L800	L600	L400	L200
Section Times	1:51.26 (0:15.04)	1:36.22 [8] (0:12.47)	1:23.75 [7] (0:12.69)	1:11.06 [7] (0:12.64)	0:58.42 [7] (0:12.15)	0:46.27 [7] (0:11.81)	0:34.46 [6] (0:11.44)	0:23.02 [6] (0:11.33)	0:11.69 [7] (0:11.69)
Average Speed [km/h]	47.9	58.7	56.7	57.0	58.9	60.8	62.9	63.8	61.8
Top Speed [km/h]	61.0	59.1	58.0	59.5	59.6	62.6	63.4	64.7	64.0
Avg. Dist. to Rail [m]	6.7	2.2	0.9	0.9	1.1	0.7	0.8	3.4	4.7
Avg. Stride Freq. [Hz]	2.3	2.3	2.3	2.2	2.3	2.3	2.3	2.4	2.3
Avg. Stride Length [m]	6.3	7.1	7.0	7.1	7.3	7.4	7.5	7.6	7.6



Report Created: Sat 04 July 2026 (Note: Timing is based on positional data)

[] Ranking at each section and finish
 -:-:- No data available at this section
 NA No data available

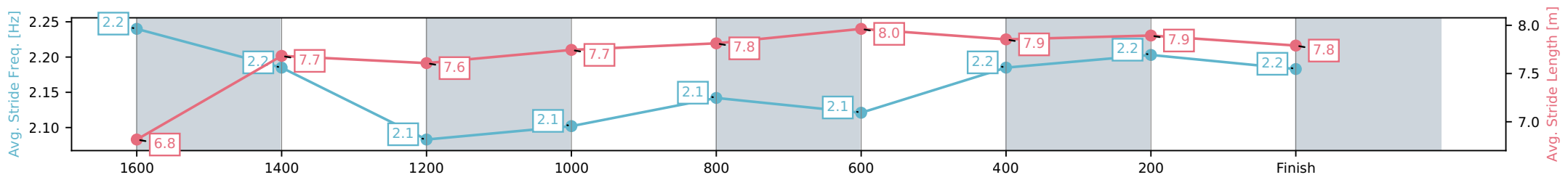
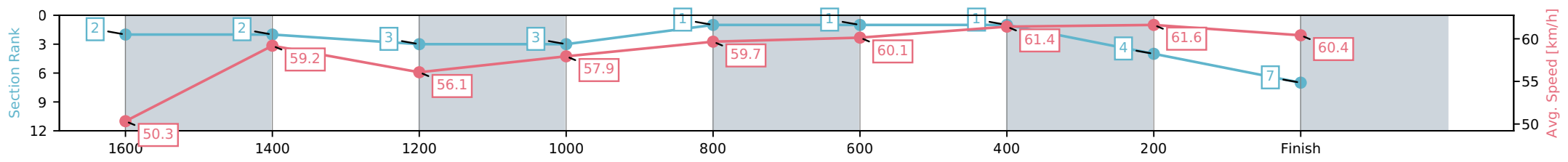
Horse/Jockey Name	The Right Way/Amy Graham
Finish Rank	7
Fastest Section Time (Section)	0:11.68 (400-200)
Top Speed [km/h] (Section)	62.0 (400-200)
Race State	Finished



Aquis Park Gold Coast QLD
 Race 5: TASMANIAN RC JULY 19TH OPEN Handicap - 1800m
 04 July 2026 - 2:25PM
 Track Rating: Good 4, Weather: Fine, Rail Position: +9m 1000m-W/Post, +5m Remainder



Section	L1800	L1600	L1400	L1200	L1000	L800	L600	L400	L200
Section Times	1:51.35 (0:14.32)	1:37.03 [2] (0:12.31)	1:24.72 [2] (0:12.88)	1:11.85 [3] (0:12.41)	0:59.43 [3] (0:12.11)	0:47.32 [1] (0:11.96)	0:35.36 [1] (0:11.69)	0:23.68 [1] (0:11.68)	0:11.99 [4] (0:11.99)
Average Speed [km/h]	50.3	59.2	56.1	57.9	59.7	60.1	61.4	61.6	60.4
Top Speed [km/h]	61.6	61.3	57.5	59.5	60.4	60.4	61.8	62.0	61.2
Avg. Dist. to Rail [m]	4.9	2.1	1.7	1.4	1.3	0.6	0.5	0.8	0.7
Avg. Stride Freq. [Hz]	2.2	2.2	2.1	2.1	2.1	2.1	2.2	2.2	2.2
Avg. Stride Length [m]	6.8	7.7	7.6	7.7	7.8	8.0	7.9	7.9	7.8



[] Ranking at each section and finish
 -:-:- No data available at this section
 NA No data available

Horse/Jockey Name	Contreras/Noriyuki Masuda
Finish Rank	8
Fastest Section Time (Section)	0:11.42 (400-200)
Top Speed [km/h] (Section)	64.6 (400-200)
Race State	Finished



Aquis Park Gold Coast QLD

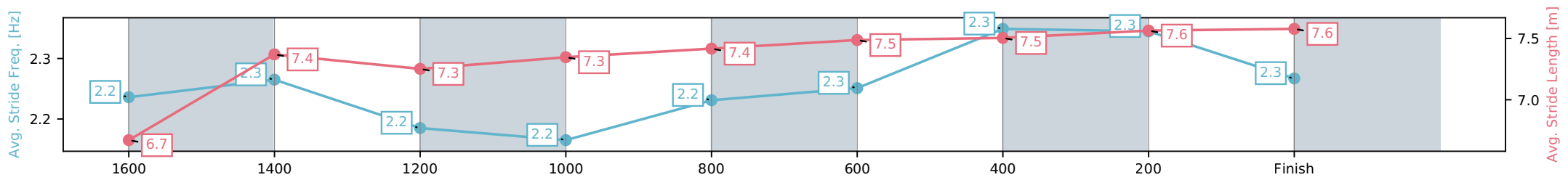
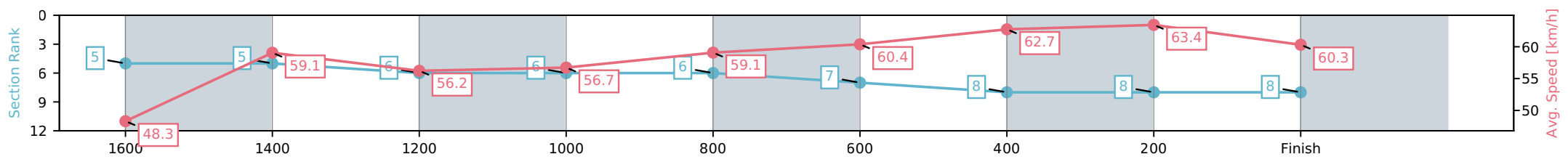
Race 5: TASMANIAN RC JULY 19TH OPEN Handicap - 1800m

04 July 2026 - 2:25PM

Track Rating: Good 4, Weather: Fine, Rail Position: +9m 1000m-W/Post, +5m Remainder



Section	L1800	L1600	L1400	L1200	L1000	L800	L600	L400	L200
Section Times	1:51.71 (0:14.92)	1:36.79 [5] (0:12.32)	1:24.47 [5] (0:12.81)	1:11.66 [6] (0:12.69)	0:58.97 [6] (0:12.19)	0:46.78 [6] (0:11.92)	0:34.86 [7] (0:11.49)	0:23.37 [8] (0:11.42)	0:11.95 [8] (0:11.95)
Average Speed [km/h]	48.3	59.1	56.2	56.7	59.1	60.4	62.7	63.4	60.3
Top Speed [km/h]	60.3	60.1	57.8	58.6	59.7	62.4	63.3	64.6	62.7
Avg. Dist. to Rail [m]	5.4	1.6	1.1	1.2	1.1	0.4	1.1	6.0	8.1
Avg. Stride Freq. [Hz]	2.2	2.3	2.2	2.2	2.2	2.3	2.3	2.3	2.3
Avg. Stride Length [m]	6.7	7.4	7.3	7.3	7.4	7.5	7.5	7.6	7.6



[] Ranking at each section and finish
 -:-:- No data available at this section
 NA No data available

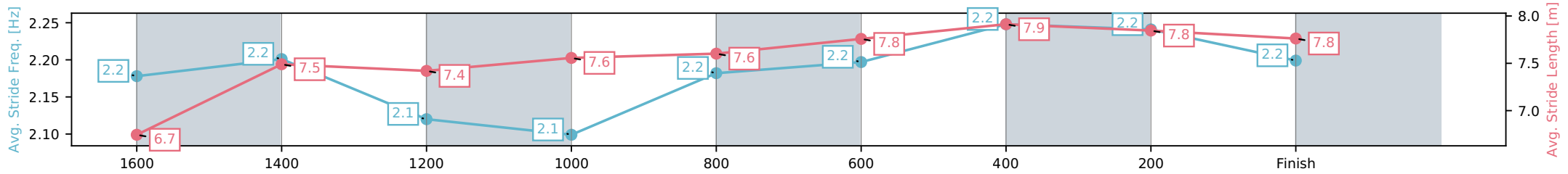
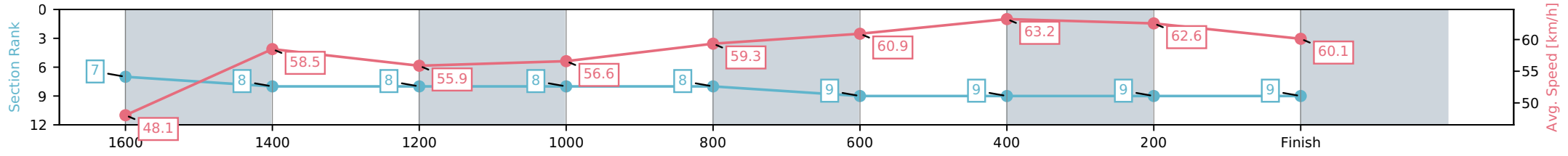
Horse/Jockey Name	Bovidae/Anthony Allen
Finish Rank	9
Fastest Section Time (Section)	0:11.45 (600-400)
Top Speed [km/h] (Section)	63.9 (600-400)
Race State	Finished



Aquis Park Gold Coast QLD
 Race 5: TASMANIAN RC JULY 19TH OPEN Handicap - 1800m
 04 July 2026 - 2:25PM
 Track Rating: Good 4, Weather: Fine, Rail Position: +9m 1000m-W/Post, +5m Remainder



Section	L1800	L1600	L1400	L1200	L1000	L800	L600	L400	L200
Section Times	1:52.05 (0:15.02)	1:37.04 [7] (0:12.52)	1:24.51 [8] (0:12.89)	1:11.63 [8] (0:12.72)	0:58.90 [8] (0:12.11)	0:46.79 [8] (0:11.82)	0:34.97 [9] (0:11.45)	0:23.52 [9] (0:11.57)	0:11.95 [9] (0:11.95)
Average Speed [km/h]	48.1	58.5	55.9	56.6	59.3	60.9	63.2	62.6	60.1
Top Speed [km/h]	59.3	59.5	57.7	58.4	61.3	62.7	63.9	63.5	62.3
Avg. Dist. to Rail [m]	7.8	2.5	0.6	1.2	1.2	0.4	1.7	4.7	4.2
Avg. Stride Freq. [Hz]	2.2	2.2	2.1	2.1	2.2	2.2	2.2	2.2	2.2
Avg. Stride Length [m]	6.7	7.5	7.4	7.6	7.6	7.8	7.9	7.8	7.8



[] Ranking at each section and finish
 -:-:- No data available at this section
 NA No data available

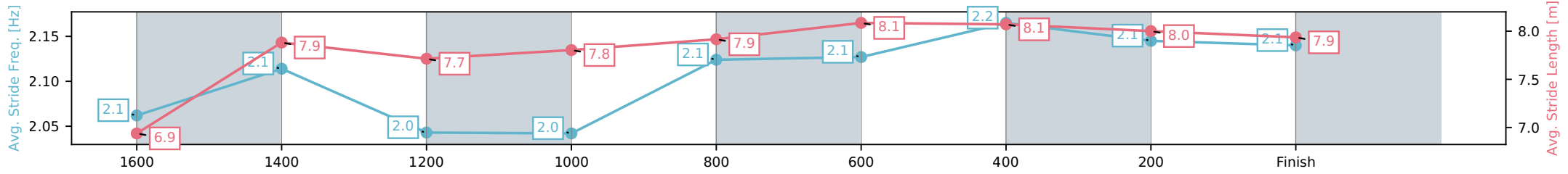
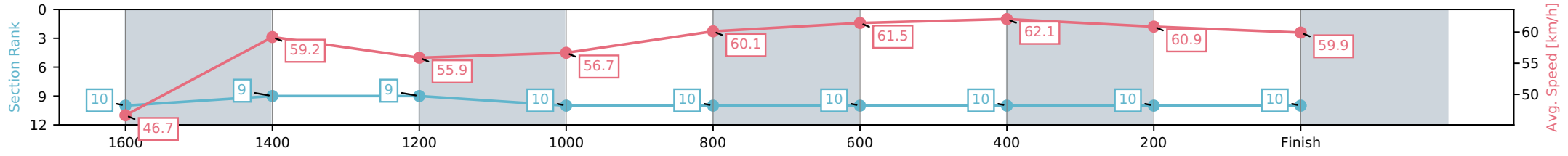
Horse/Jockey Name	Picko Rocks/Jason Taylor
Finish Rank	10
Fastest Section Time (Section)	0:11.68 (600-400)
Top Speed [km/h] (Section)	62.6 (600-400)
Race State	Finished



Aquis Park Gold Coast QLD
 Race 5: TASMANIAN RC JULY 19TH OPEN Handicap - 1800m
 04 July 2026 - 2:25PM
 Track Rating: Good 4, Weather: Fine, Rail Position: +9m 1000m-W/Post, +5m Remainder



Section	L1800	L1600	L1400	L1200	L1000	L800	L600	L400	L200
Section Times	1:52.83 (0:15.51)	1:37.32 [10] (0:12.38)	1:24.94 [9] (0:12.90)	1:12.04 [9] (0:12.70)	0:59.34 [10] (0:11.96)	0:47.38 [10] (0:11.75)	0:35.63 [10] (0:11.68)	0:23.95 [10] (0:11.87)	0:12.08 [10] (0:12.08)
Average Speed [km/h]	46.7	59.2	55.9	56.7	60.1	61.5	62.1	60.9	59.9
Top Speed [km/h]	60.1	60.4	58.6	59.1	61.2	62.0	62.6	61.4	60.7
Avg. Dist. to Rail [m]	5.5	2.6	1.5	1.3	1.5	0.9	1.3	3.4	4.6
Avg. Stride Freq. [Hz]	2.1	2.1	2.0	2.0	2.1	2.1	2.2	2.1	2.1
Avg. Stride Length [m]	6.9	7.9	7.7	7.8	7.9	8.1	8.1	8.0	7.9



[] Ranking at each section and finish
 -:-:- No data available at this section
 NA No data available



Aquis Park Gold Coast QLD -

Race 6: KILCOY RC AUGUST 10TH BENCHMARK 58 Handicap - 1800m

04 July 2026 - 3:05PM



Track Rating: Good 4, Weather: Fine, Rail Position: +9m 1000m-W/Post, +5m Remainder

Field Times (Race Tempo) 1:50.57 (0:14.84) 1:35.73 (0:12.30) 1:23.43 (0:12.84) 1:10.59 (0:12.66) 0:57.94 (0:12.34) 0:45.60 (0:12.24) 0:33.36 (0:11.97) 0:21.38 (0:11.56)

Rank	TAB# (BAR#)	Horse Jockey	Overall Time Margin (DT-W)	First 400m Last 600m	Top Speed km/h (Section) Fastest Section (Time)	L1800	L1600	L1400	L1200	L1000	L800	L600	L400
						Start - 1600	1600 - 1400	1400 - 1200	1200 - 1000	1000 - 800	800 - 600	600 - 400	400 - 200
1	4	Cigar Man (3) Jett Newman	1:52.44	0:27.52 0:34.99	63.6 (400-200) 400-200 (0:11.57)	1:52.44 (0:14.84)	1:37.60 [1] (0:12.68)	1:24.92 [2] (0:12.74)	1:12.18 [3] (0:12.72)	0:59.46 [3] (0:12.24)	0:47.22 [3] (0:12.23)	0:34.99 [3] (0:11.94)	0:23.05 [4] (0:11.57)
2	8	Argentum Rock (8) Fred Larson	1:52.50 0.4L (+1)	0:27.73 0:35.01	63.6 (400-200) 400-200 (0:11.69)	1:52.50 (0:15.12)	1:37.38 [3] (0:12.47)	1:24.91 [3] (0:12.63)	1:12.28 [2] (0:12.65)	0:59.63 [2] (0:12.28)	0:47.35 [2] (0:12.21)	0:35.14 [2] (0:11.90)	0:23.24 [2] (0:11.69)
3	10	Hideout (2) Jaden Lloyd	1:52.52 0.5L (-4)	0:27.83 0:35.01	62.9 (200-0) 400-200 (0:11.66)	1:52.52 (0:15.16)	1:37.36 [4] (0:12.67)	1:24.69 [4] (0:12.57)	1:12.12 [4] (0:12.69)	0:59.43 [4] (0:12.28)	0:47.15 [4] (0:12.13)	0:35.02 [4] (0:11.79)	0:23.23 [3] (0:11.66)
4	1	Watermelon (5) Bella Youngberry	1:52.61 1.0L (-4)	0:27.93 0:34.95	63.6 (400-200) 400-200 (0:11.44)	1:52.61 (0:15.29)	1:37.32 [6] (0:12.64)	1:24.68 [6] (0:12.62)	1:12.06 [5] (0:12.70)	0:59.36 [5] (0:12.15)	0:47.21 [5] (0:12.26)	0:34.95 [5] (0:11.85)	0:23.10 [5] (0:11.44)
5	12	Amazigh Torque (6) Dylan Turner	1:52.70 1.5L (+0)	0:28.04 0:34.95	63.2 (400-200) 400-200 (0:11.53)	1:52.70 (0:15.36)	1:37.34 [7] (0:12.66)	1:24.68 [7] (0:12.74)	1:11.94 [8] (0:12.98)	0:58.96 [9] (0:12.01)	0:46.95 [8] (0:12.09)	0:34.86 [7] (0:11.68)	0:23.18 [7] (0:11.53)
6	11	Notes (1) Ashley Butler	1:52.74 1.8L (-2)	0:27.92 0:34.94	63.2 (400-200) 400-200 (0:11.59)	1:52.74 (0:15.21)	1:37.53 [5] (0:12.70)	1:24.83 [5] (0:12.69)	1:12.14 [6] (0:12.74)	0:59.40 [6] (0:12.21)	0:47.19 [6] (0:12.24)	0:34.95 [6] (0:11.73)	0:23.22 [6] (0:11.59)
7	2	Sun Topaze (4) Courtney Bellamy	1:53.01 3.4L (-8)	0:27.21 0:35.79	62.3 (400-200) 400-200 (0:11.77)	1:53.01 (0:14.94)	1:38.07 [2] (0:12.27)	1:25.80 [1] (0:12.77)	1:13.03 [1] (0:12.65)	1:00.38 [1] (0:12.34)	0:48.04 [1] (0:12.24)	0:35.80 [1] (0:12.00)	0:23.80 [1] (0:11.77)
8	5	Aldeenaary (10) McKenzie Apel	1:53.06 3.7L (-8)	0:28.39 0:34.77	64.0 (600-400) 400-200 (0:11.57)	1:53.06 (0:15.67)	1:37.39 [10] (0:12.71)	1:24.68 [10] (0:12.43)	1:12.25 [9] (0:12.87)	0:59.38 [8] (0:12.25)	0:47.13 [9] (0:12.36)	0:34.77 [10] (0:11.60)	0:23.17 [9] (0:11.57)
9	7	Uniquely Famous (9) Micheal Hellyer	1:53.12 4.0L (-5)	0:28.11 0:35.17	63.6 (400-200) 400-200 (0:11.59)	1:53.12 (0:15.47)	1:37.65 [8] (0:12.64)	1:25.01 [8] (0:12.60)	1:12.41 [7] (0:12.84)	0:59.57 [7] (0:12.16)	0:47.41 [7] (0:12.24)	0:35.17 [8] (0:11.73)	0:23.44 [8] (0:11.59)
10	3	Full Strength (7) Dale Smith	1:53.68 7.3L (-6)	0:28.34 0:35.50	62.9 (600-400) 600-400 (0:11.74)	1:53.68 (0:15.59)	1:38.09 [9] (0:12.75)	1:25.34 [9] (0:12.67)	1:12.66 [10] (0:12.93)	0:59.74 [10] (0:12.00)	0:47.73 [10] (0:12.24)	0:35.49 [9] (0:11.74)	0:23.75 [10] (0:11.82)

Scratched: Sinatra (#6), Cool Drinks (#9), Weekend Artist (#13), Contreras (#14), Coco Jewel (#15)

Report Created: Sat 04 July 2026

(Note: Races are conducted over an approximate distance as close as possible to the advertised distance, and recorded data may vary accordingly. Official times refer to race times only and do not include handicap times.)

[] Position in running at each section and finish TAB# Saddle cloth number
 -:-:- No data available at this section BAR# Barrier/Gate Position
 NA No data available DNF Did not finish
 DNT Did not track DT-W Distance travelled compared to winner in metres

Fastest split
 Fastest section

Page 1/12
 data processed by



Aquis Park Gold Coast QLD -
Race 6: KILCOY RC AUGUST 10TH BENCHMARK 58 Handicap - 1800m
04 July 2026 - 3:05PM



Track Rating: Good 4, Weather: Fine, Rail Position: +9m 1000m-W/Post, +5m Remainder

Field Times 0:09.82
 (Race Tempo) (0:09.82)

Rank	TAB#	Horse	Overall Time	First 400m	Top Speed km/h (Section)	L200									
	(BAR#)	Jockey	Margin (DT-W)	Last 600m	Fastest Section (Time)	200 - Finish									
1	4	Cigar Man	1:52.44	0:27.52	63.6 (400-200)	0:11.48 [4]									
	(3)	Jett Newman		0:34.99	400-200 (0:11.57)	(0:11.48)									
2	8	Argentum Rock	1:52.50	0:27.73	63.6 (400-200)	0:11.55 [2]									
	(8)	Fred Larson	0.4L (+1)	0:35.01	400-200 (0:11.69)	(0:11.55)									
3	10	Hideout	1:52.52	0:27.83	62.9 (200-0)	0:11.57 [2]									
	(2)	Jaden Lloyd	0.5L (-4)	0:35.01	400-200 (0:11.66)	(0:11.57)									
4	1	Watermelon	1:52.61	0:27.93	63.6 (400-200)	0:11.66 [1]									
	(5)	Bella Youngberry	1.0L (-4)	0:34.95	400-200 (0:11.44)	(0:11.66)									
5	12	Amazigh Torque	1:52.70	0:28.04	63.2 (400-200)	0:11.65 [6]									
	(6)	Dylan Turner	1.5L (+0)	0:34.95	400-200 (0:11.53)	(0:11.65)									
6	11	Notes	1:52.74	0:27.92	63.2 (400-200)	0:11.63 [7]									
	(1)	Ashley Butler	1.8L (-2)	0:34.94	400-200 (0:11.59)	(0:11.63)									
7	2	Sun Topaze	1:53.01	0:27.21	62.3 (400-200)	0:12.03 [5]									
	(4)	Courtney Bellamy	3.4L (-8)	0:35.79	400-200 (0:11.77)	(0:12.03)									
8	5	Aldeenaary	1:53.06	0:28.39	64.0 (600-400)	0:11.59 [9]									
	(10)	McKenzie Apel	3.7L (-8)	0:34.77	400-200 (0:11.57)	(0:11.60)									
9	7	Uniquely Famous	1:53.12	0:28.11	63.6 (400-200)	0:11.85 [8]									
	(9)	Micheal Hellyer	4.0L (-5)	0:35.17	400-200 (0:11.59)	(0:11.85)									
10	3	Full Strength	1:53.68	0:28.34	62.9 (600-400)	0:11.94 [10]									
	(7)	Dale Smith	7.3L (-6)	0:35.50	600-400 (0:11.74)	(0:11.94)									

Scratched: Sinatra (#6), Cool Drinks (#9), Weekend Artist (#13), Contreras (#14), Coco Jewel (#15)

Report Created: Sat 04 July 2026
 (Note: Races are conducted over an approximate distance as close as possible to the advertised distance, and recorded data may vary accordingly. Official times refer to race times only and do not include handicap times.)

[] Position in running at each section and finish TAB# Saddle cloth number
 -:--:-- No data available at this section BAR# Barrier/Gate Position
 NA No data available DNF Did not finish
 DNT Did not track DT-W Distance travelled compared to winner in metres

Fastest split
 Fastest section

Horse/Jockey Name	Cigar Man/Jett Newman
Finish Rank	1
Fastest Section Time (Section)	0:11.57 (400-200)
Top Speed [km/h] (Section)	63.6 (400-200)
Race State	Finished



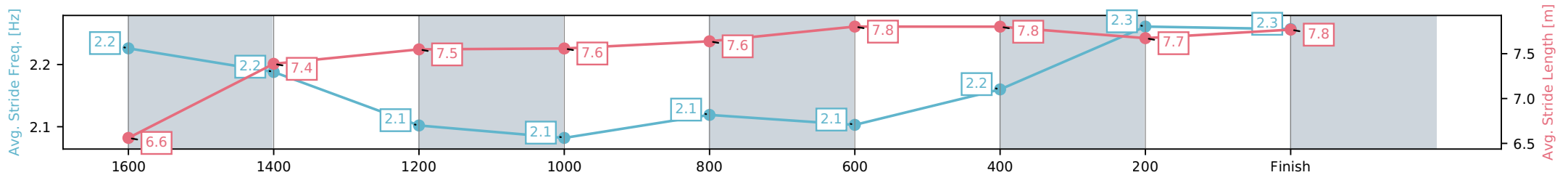
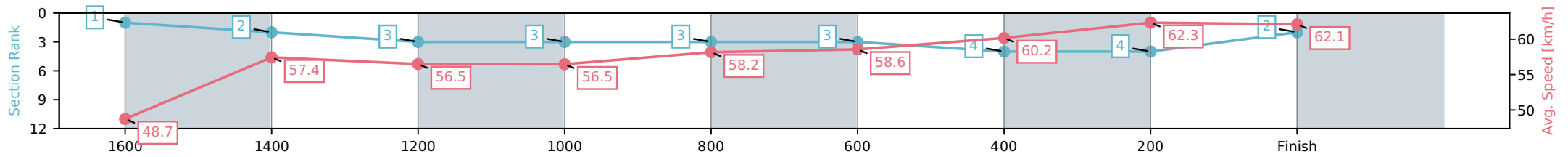
Aquis Park Gold Coast QLD
 Race 6: KILCOY RC AUGUST 10TH BENCHMARK 58
 Handicap - 1800m



04 July 2026 - 3:05PM

Track Rating: Good 4, Weather: Fine, Rail Position: +9m 1000m-W/Post,
 +5m Remainder

Section	L1800	L1600	L1400	L1200	L1000	L800	L600	L400	L200
Section Times	1:52.44 (0:14.84)	1:37.60 [1] (0:12.68)	1:24.92 [2] (0:12.74)	1:12.18 [3] (0:12.72)	0:59.46 [3] (0:12.24)	0:47.22 [3] (0:12.23)	0:34.99 [3] (0:11.94)	0:23.05 [4] (0:11.57)	0:11.48 [4] (0:11.48)
Average Speed [km/h]	48.7	57.4	56.5	56.5	58.2	58.6	60.2	62.3	62.1
Top Speed [km/h]	60.5	58.3	57.9	57.1	59.3	59.2	60.7	63.6	63.5
Avg. Dist. to Rail [m]	4.8	1.6	0.6	1.1	2.2	1.4	0.8	1.4	1.1
Avg. Stride Freq. [Hz]	2.2	2.2	2.1	2.1	2.1	2.1	2.2	2.3	2.3
Avg. Stride Length [m]	6.6	7.4	7.5	7.6	7.6	7.6	7.8	7.8	7.8



- [] Ranking at each section and finish
- :-:- No data available at this section
- NA No data available

Horse/Jockey Name	Argentum Rock/Fred Larson
Finish Rank	2
Fastest Section Time (Section)	0:11.69 (400-200)
Top Speed [km/h] (Section)	63.6 (400-200)
Race State	Finished



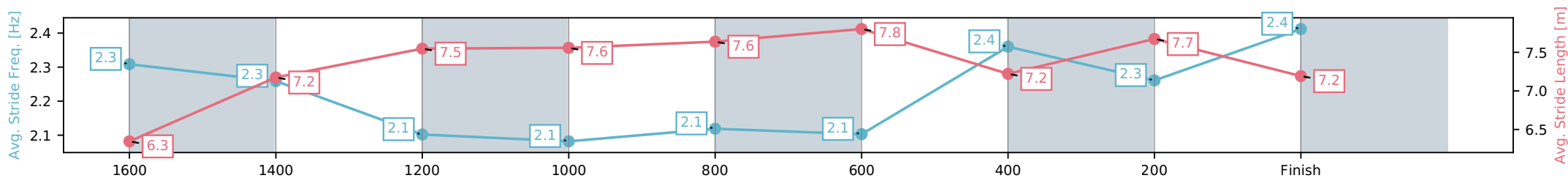
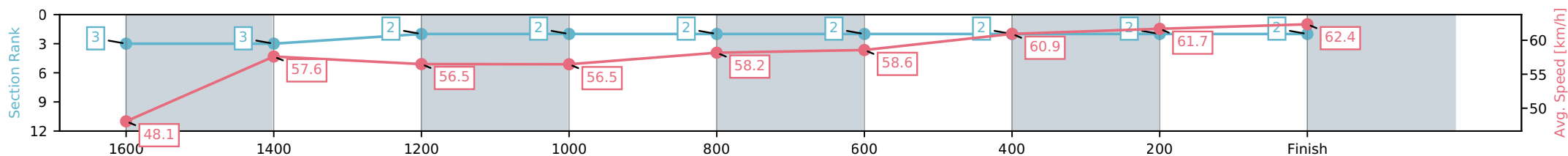
Aquis Park Gold Coast QLD
 Race 6: KILCOY RC AUGUST 10TH BENCHMARK 58
 Handicap - 1800m



04 July 2026 - 3:05PM

Track Rating: Good 4, Weather: Fine, Rail Position: +9m 1000m-W/Post,
 +5m Remainder

Section	L1800	L1600	L1400	L1200	L1000	L800	L600	L400	L200
Section Times	1:52.50 (0:15.12)	1:37.38 [3] (0:12.47)	1:24.91 [3] (0:12.63)	1:12.28 [2] (0:12.65)	0:59.63 [2] (0:12.28)	0:47.35 [2] (0:12.21)	0:35.14 [2] (0:11.90)	0:23.24 [2] (0:11.69)	0:11.55 [2] (0:11.55)
Average Speed [km/h]	48.1	57.6	56.5	56.5	58.2	58.6	60.9	61.7	62.4
Top Speed [km/h]	59.9	58.3	57.9	57.1	59.3	59.2	62.1	63.6	62.9
Avg. Dist. to Rail [m]	7.3	3.8	1.8	1.2	1.2	2.5	2.2	0.4	4.3
Avg. Stride Freq. [Hz]	2.3	2.3	2.1	2.1	2.1	2.1	2.4	2.3	2.4
Avg. Stride Length [m]	6.3	7.2	7.5	7.6	7.6	7.8	7.2	7.7	7.2



- [] Ranking at each section and finish
- :-:- No data available at this section
- NA No data available

Horse/Jockey Name	Hideout/Jaden Lloyd
Finish Rank	3
Fastest Section Time (Section)	0:11.66 (400-200)
Top Speed [km/h] (Section)	62.9 (200-0)
Race State	Finished



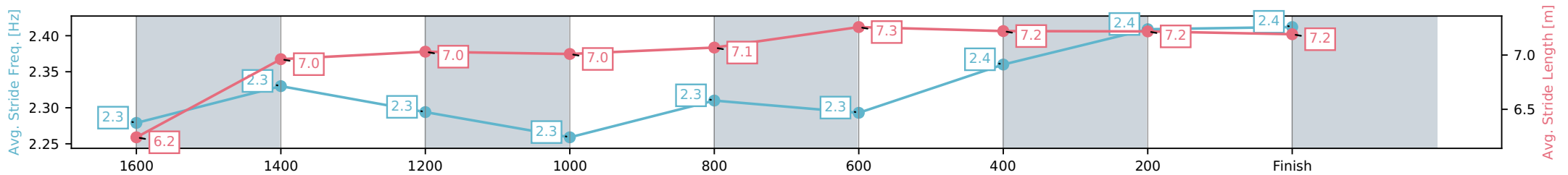
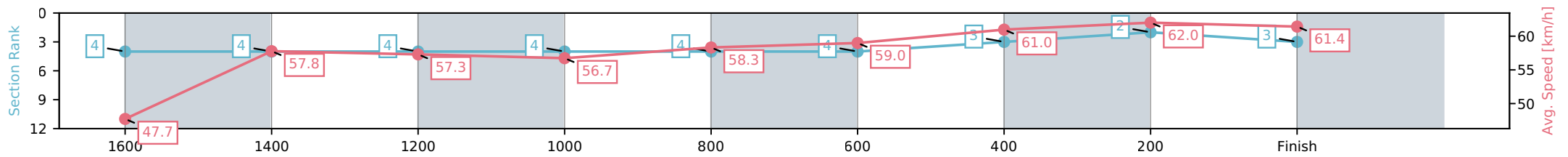
Aquis Park Gold Coast QLD
 Race 6: KILCOY RC AUGUST 10TH BENCHMARK 58
 Handicap - 1800m



04 July 2026 - 3:05PM

Track Rating: Good 4, Weather: Fine, Rail Position: +9m 1000m-W/Post,
 +5m Remainder

Section	L1800	L1600	L1400	L1200	L1000	L800	L600	L400	L200
Section Times	1:52.52 (0:15.16)	1:37.36 [4] (0:12.67)	1:24.69 [4] (0:12.57)	1:12.12 [4] (0:12.69)	0:59.43 [4] (0:12.28)	0:47.15 [4] (0:12.13)	0:35.02 [4] (0:11.79)	0:23.23 [3] (0:11.66)	0:11.57 [2] (0:11.57)
Average Speed [km/h]	47.7	57.8	57.3	56.7	58.3	59.0	61.0	62.0	61.4
Top Speed [km/h]	58.2	58.3	58.2	57.6	60.1	59.9	62.1	62.8	62.9
Avg. Dist. to Rail [m]	4.1	2.5	1.3	1.1	1.2	1.5	0.8	3.4	3.8
Avg. Stride Freq. [Hz]	2.3	2.3	2.3	2.3	2.3	2.3	2.4	2.4	2.4
Avg. Stride Length [m]	6.2	7.0	7.0	7.0	7.1	7.3	7.2	7.2	7.2



[] Ranking at each section and finish
 -:-:- No data available at this section
 NA No data available

Horse/Jockey Name	Watermelon/Bella Youngberry
Finish Rank	4
Fastest Section Time (Section)	0:11.44 (400-200)
Top Speed [km/h] (Section)	63.6 (400-200)
Race State	Finished



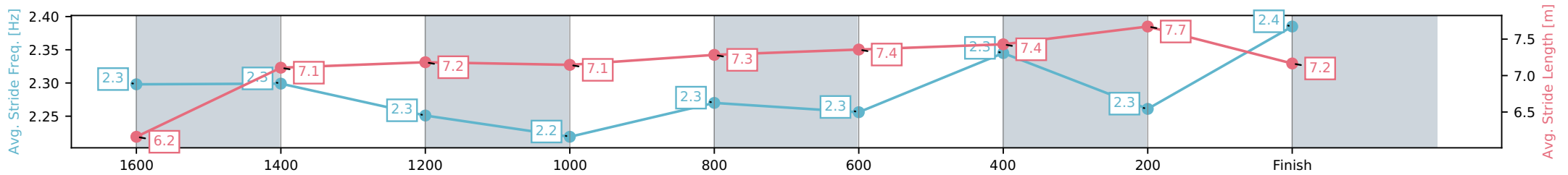
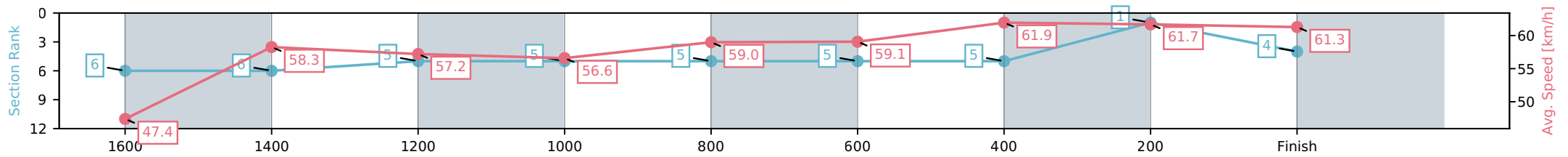
Aquis Park Gold Coast QLD
 Race 6: KILCOY RC AUGUST 10TH BENCHMARK 58
 Handicap - 1800m



04 July 2026 - 3:05PM

Track Rating: Good 4, Weather: Fine, Rail Position: +9m 1000m-W/Post, +5m Remainder

Section	L1800	L1600	L1400	L1200	L1000	L800	L600	L400	L200
Section Times	1:52.61 (0:15.29)	1:37.32 [6] (0:12.64)	1:24.68 [6] (0:12.62)	1:12.06 [5] (0:12.70)	0:59.36 [5] (0:12.15)	0:47.21 [5] (0:12.26)	0:34.95 [5] (0:11.85)	0:23.10 [5] (0:11.44)	0:11.66 [1] (0:11.66)
Average Speed [km/h]	47.4	58.3	57.2	56.6	59.0	59.1	61.9	61.7	61.3
Top Speed [km/h]	58.7	59.2	59.0	57.8	60.2	60.3	62.7	63.6	62.2
Avg. Dist. to Rail [m]	6.7	3.3	1.2	0.9	1.4	1.5	3.5	5.0	8.1
Avg. Stride Freq. [Hz]	2.3	2.3	2.3	2.2	2.3	2.3	2.3	2.3	2.4
Avg. Stride Length [m]	6.2	7.1	7.2	7.1	7.3	7.4	7.4	7.7	7.2



[] Ranking at each section and finish
 -:-:- No data available at this section
 NA No data available

Horse/Jockey Name	Amazigh Torque/Dylan Turner
Finish Rank	5
Fastest Section Time (Section)	0:11.53 (400-200)
Top Speed [km/h] (Section)	63.2 (400-200)
Race State	Finished



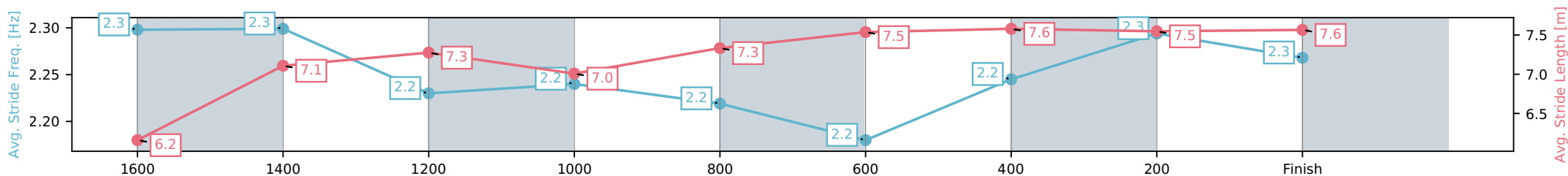
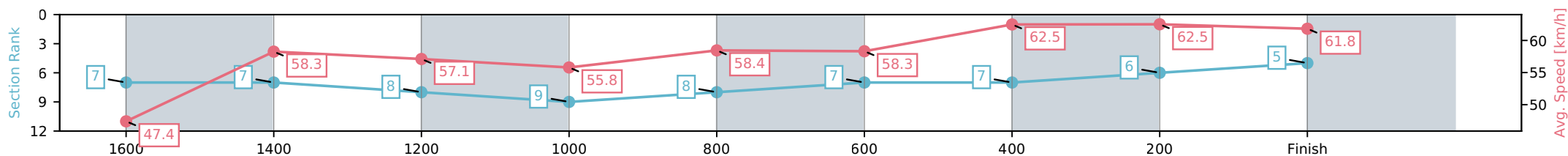
Aquis Park Gold Coast QLD
 Race 6: KILCOY RC AUGUST 10TH BENCHMARK 58
 Handicap - 1800m



04 July 2026 - 3:05PM

Track Rating: Good 4, Weather: Fine, Rail Position: +9m 1000m-W/Post,
 +5m Remainder

Section	L1800	L1600	L1400	L1200	L1000	L800	L600	L400	L200
Section Times	1:52.70 (0:15.36)	1:37.34 [7] (0:12.66)	1:24.68 [7] (0:12.74)	1:11.94 [8] (0:12.98)	0:58.96 [9] (0:12.01)	0:46.95 [8] (0:12.09)	0:34.86 [7] (0:11.68)	0:23.18 [7] (0:11.53)	0:11.65 [6] (0:11.65)
Average Speed [km/h]	47.4	58.3	57.1	55.8	58.4	58.3	62.5	62.5	61.8
Top Speed [km/h]	58.7	59.2	59.1	56.6	59.9	59.4	62.5	63.2	62.2
Avg. Dist. to Rail [m]	6.3	4.0	1.6	1.2	2.5	2.8	2.6	5.5	7.9
Avg. Stride Freq. [Hz]	2.3	2.3	2.2	2.2	2.2	2.2	2.2	2.3	2.3
Avg. Stride Length [m]	6.2	7.1	7.3	7.0	7.3	7.5	7.6	7.5	7.6



- [] Ranking at each section and finish
- :-:- No data available at this section
- NA No data available

Horse/Jockey Name	Notes/Ashley Butler
Finish Rank	6
Fastest Section Time (Section)	0:11.59 (400-200)
Top Speed [km/h] (Section)	63.2 (400-200)
Race State	Finished



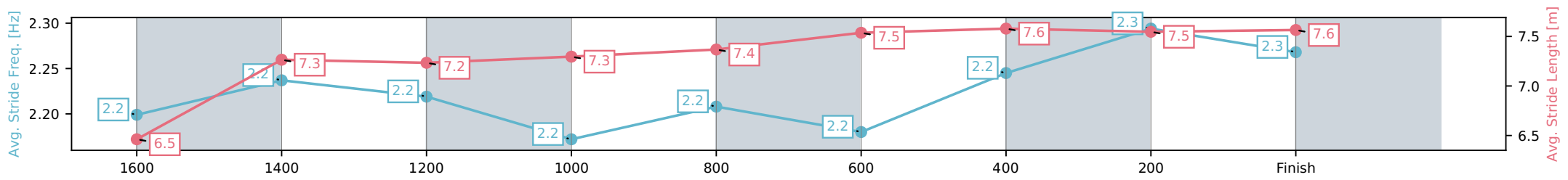
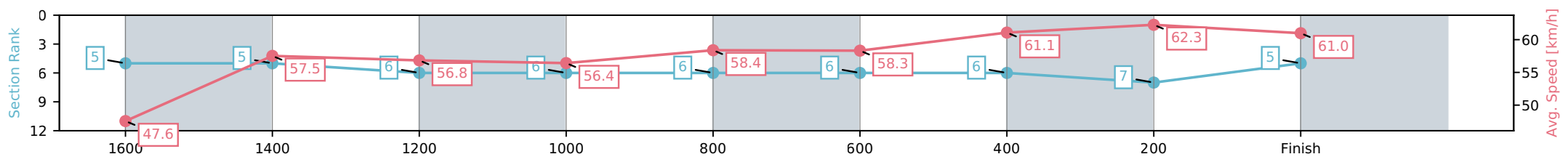
Aquis Park Gold Coast QLD
 Race 6: KILCOY RC AUGUST 10TH BENCHMARK 58
 Handicap - 1800m



04 July 2026 - 3:05PM

Track Rating: Good 4, Weather: Fine, Rail Position: +9m 1000m-W/Post, +5m Remainder

Section	L1800	L1600	L1400	L1200	L1000	L800	L600	L400	L200
Section Times	1:52.74 (0:15.21)	1:37.53 [5] (0:12.70)	1:24.83 [5] (0:12.69)	1:12.14 [6] (0:12.74)	0:59.40 [6] (0:12.21)	0:47.19 [6] (0:12.24)	0:34.95 [6] (0:11.73)	0:23.22 [6] (0:11.59)	0:11.63 [7] (0:11.63)
Average Speed [km/h]	47.6	57.5	56.8	56.4	58.4	58.3	61.1	62.3	61.0
Top Speed [km/h]	58.1	58.3	58.9	57.4	59.9	59.4	62.2	63.2	62.2
Avg. Dist. to Rail [m]	2.5	2.1	0.8	0.8	1.8	2.1	1.1	2.5	3.3
Avg. Stride Freq. [Hz]	2.2	2.2	2.2	2.2	2.2	2.2	2.2	2.3	2.3
Avg. Stride Length [m]	6.5	7.3	7.2	7.3	7.4	7.5	7.6	7.5	7.6



[] Ranking at each section and finish
 -:-:- No data available at this section
 NA No data available

Horse/Jockey Name	Sun Topaze/Courtney Bellamy
Finish Rank	7
Fastest Section Time (Section)	0:11.77 (400-200)
Top Speed [km/h] (Section)	62.3 (400-200)
Race State	Finished



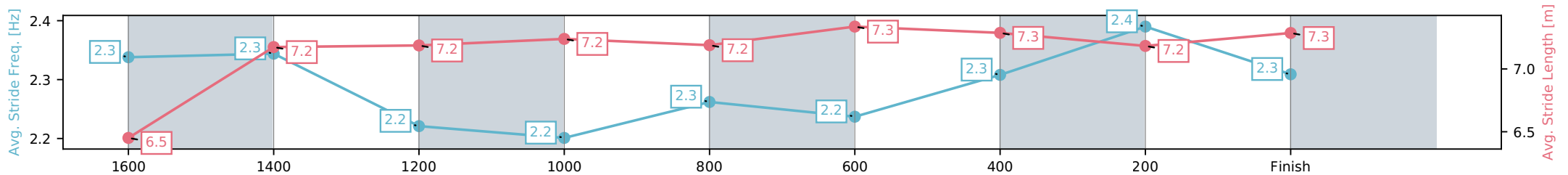
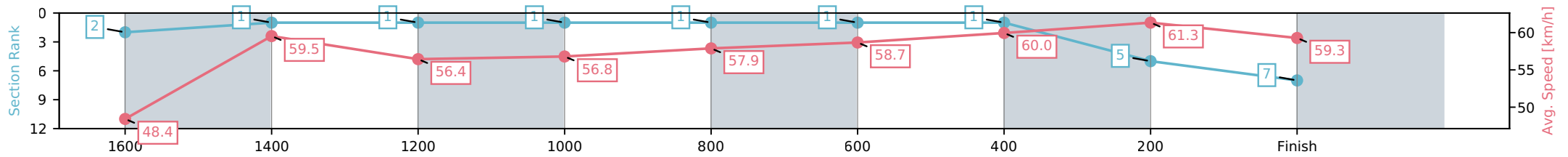
Aquis Park Gold Coast QLD
 Race 6: KILCOY RC AUGUST 10TH BENCHMARK 58
 Handicap - 1800m



04 July 2026 - 3:05PM

Track Rating: Good 4, Weather: Fine, Rail Position: +9m 1000m-W/Post,
 +5m Remainder

Section	L1800	L1600	L1400	L1200	L1000	L800	L600	L400	L200
Section Times	1:53.01 (0:14.94)	1:38.07 [2] (0:12.27)	1:25.80 [1] (0:12.77)	1:13.03 [1] (0:12.65)	1:00.38 [1] (0:12.34)	0:48.04 [1] (0:12.24)	0:35.80 [1] (0:12.00)	0:23.80 [1] (0:11.77)	0:12.03 [5] (0:12.03)
Average Speed [km/h]	48.4	59.5	56.4	56.8	57.9	58.7	60.0	61.3	59.3
Top Speed [km/h]	61.5	60.6	58.1	57.2	58.6	59.2	60.3	62.3	60.7
Avg. Dist. to Rail [m]	5.4	2.1	0.2	0.6	1.4	0.8	0.6	1.7	1.9
Avg. Stride Freq. [Hz]	2.3	2.3	2.2	2.2	2.3	2.2	2.3	2.4	2.3
Avg. Stride Length [m]	6.5	7.2	7.2	7.2	7.2	7.3	7.3	7.2	7.3



[] Ranking at each section and finish
 -:-:- No data available at this section
 NA No data available

Horse/Jockey Name	Aldeenaary/McKenzie Apel
Finish Rank	8
Fastest Section Time (Section)	0:11.57 (400-200)
Top Speed [km/h] (Section)	64.0 (600-400)
Race State	Finished



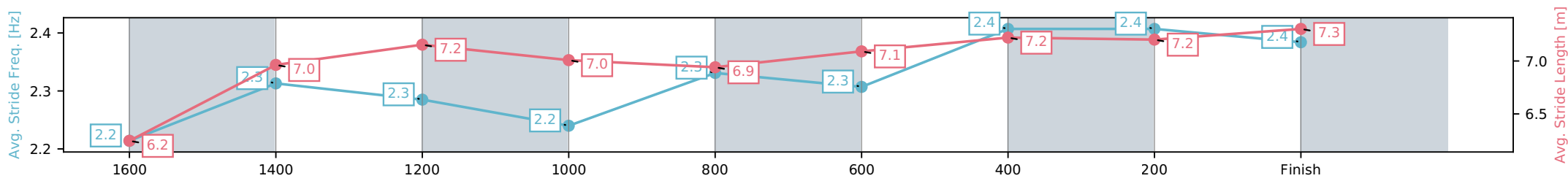
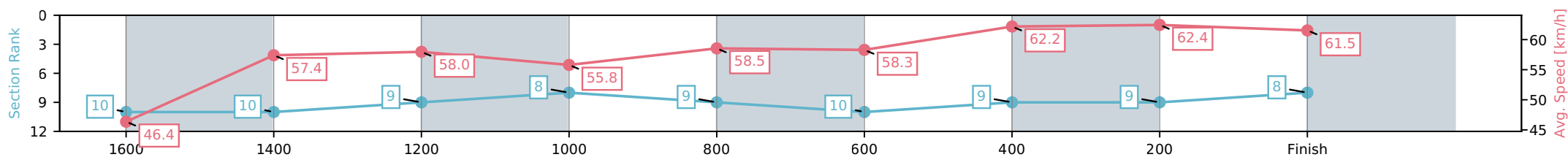
Aquis Park Gold Coast QLD
 Race 6: KILCOY RC AUGUST 10TH BENCHMARK 58
 Handicap - 1800m



04 July 2026 - 3:05PM

Track Rating: Good 4, Weather: Fine, Rail Position: +9m 1000m-W/Post,
 +5m Remainder

Section	L1800	L1600	L1400	L1200	L1000	L800	L600	L400	L200
Section Times	1:53.06 (0:15.67)	1:37.39 [10] (0:12.71)	1:24.68 [10] (0:12.43)	1:12.25 [9] (0:12.87)	0:59.38 [8] (0:12.25)	0:47.13 [9] (0:12.36)	0:34.77 [10] (0:11.60)	0:23.17 [9] (0:11.57)	0:11.59 [9] (0:11.60)
Average Speed [km/h]	46.4	57.4	58.0	55.8	58.5	58.3	62.2	62.4	61.5
Top Speed [km/h]	58.5	58.9	58.5	56.6	60.9	60.4	64.0	63.0	62.7
Avg. Dist. to Rail [m]	8.4	1.9	0.4	0.7	1.1	0.5	1.0	3.7	3.7
Avg. Stride Freq. [Hz]	2.2	2.3	2.3	2.2	2.3	2.3	2.4	2.4	2.4
Avg. Stride Length [m]	6.2	7.0	7.2	7.0	6.9	7.1	7.2	7.2	7.3



- [] Ranking at each section and finish
- :-:- No data available at this section
- NA No data available

Horse/Jockey Name	Uniquely Famous/Micheal Hellyer
Finish Rank	9
Fastest Section Time (Section)	0:11.59 (400-200)
Top Speed [km/h] (Section)	63.6 (400-200)
Race State	Finished



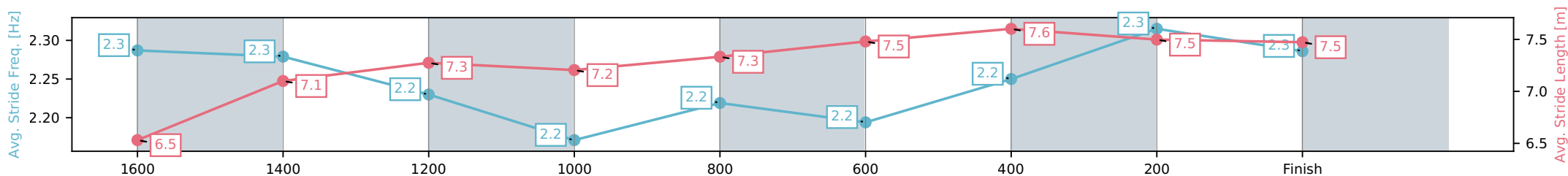
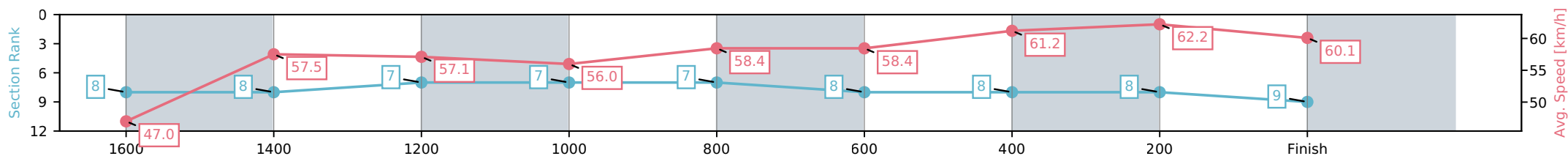
Aquis Park Gold Coast QLD
 Race 6: KILCOY RC AUGUST 10TH BENCHMARK 58
 Handicap - 1800m



04 July 2026 - 3:05PM

Track Rating: Good 4, Weather: Fine, Rail Position: +9m 1000m-W/Post,
 +5m Remainder

Section	L1800	L1600	L1400	L1200	L1000	L800	L600	L400	L200
Section Times	1:53.12 (0:15.47)	1:37.65 [8] (0:12.64)	1:25.01 [8] (0:12.60)	1:12.41 [7] (0:12.84)	0:59.57 [7] (0:12.16)	0:47.41 [7] (0:12.24)	0:35.17 [8] (0:11.73)	0:23.44 [8] (0:11.59)	0:11.85 [8] (0:11.85)
Average Speed [km/h]	47.0	57.5	57.1	56.0	58.4	58.4	61.2	62.2	60.1
Top Speed [km/h]	58.6	58.3	59.1	57.6	59.9	60.2	61.6	63.6	62.0
Avg. Dist. to Rail [m]	5.1	1.4	0.4	0.9	2.2	1.8	0.8	1.0	0.6
Avg. Stride Freq. [Hz]	2.3	2.3	2.2	2.2	2.2	2.2	2.2	2.3	2.3
Avg. Stride Length [m]	6.5	7.1	7.3	7.2	7.3	7.5	7.6	7.5	7.5



- [] Ranking at each section and finish
- :-:- No data available at this section
- NA No data available

Horse/Jockey Name	Full Strength/Dale Smith
Finish Rank	10
Fastest Section Time (Section)	0:11.74 (600-400)
Top Speed [km/h] (Section)	62.9 (600-400)
Race State	Finished



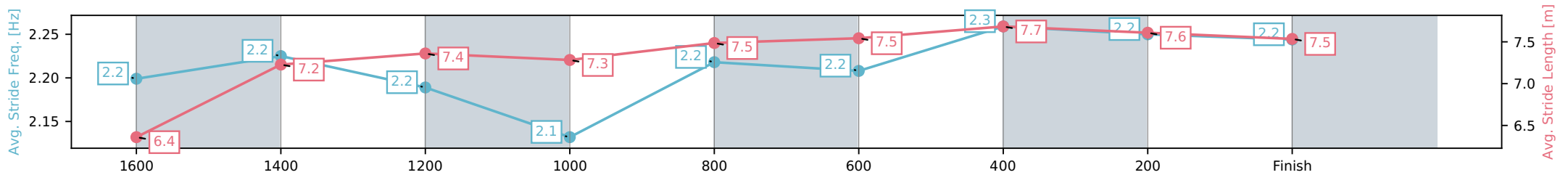
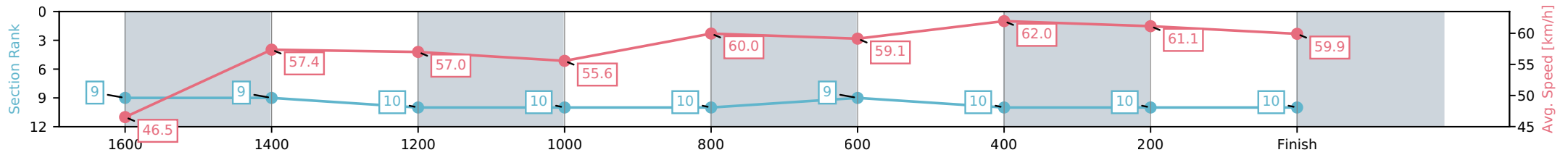
Aquis Park Gold Coast QLD
 Race 6: KILCOY RC AUGUST 10TH BENCHMARK 58
 Handicap - 1800m



04 July 2026 - 3:05PM

Track Rating: Good 4, Weather: Fine, Rail Position: +9m 1000m-W/Post,
 +5m Remainder

Section	L1800	L1600	L1400	L1200	L1000	L800	L600	L400	L200
Section Times	1:53.68 (0:15.59)	1:38.09 [9] (0:12.75)	1:25.34 [9] (0:12.67)	1:12.66 [10] (0:12.93)	0:59.74 [10] (0:12.00)	0:47.73 [10] (0:12.24)	0:35.49 [9] (0:11.74)	0:23.75 [10] (0:11.82)	0:11.94 [10] (0:11.94)
Average Speed [km/h]	46.5	57.4	57.0	55.6	60.0	59.1	62.0	61.1	59.9
Top Speed [km/h]	57.4	58.5	57.8	57.4	61.4	61.1	62.9	61.7	61.2
Avg. Dist. to Rail [m]	7.7	2.6	1.1	0.6	1.4	1.6	1.6	4.9	3.4
Avg. Stride Freq. [Hz]	2.2	2.2	2.2	2.1	2.2	2.2	2.3	2.2	2.2
Avg. Stride Length [m]	6.4	7.2	7.4	7.3	7.5	7.5	7.7	7.6	7.5



- [] Ranking at each section and finish
- :-:- No data available at this section
- NA No data available

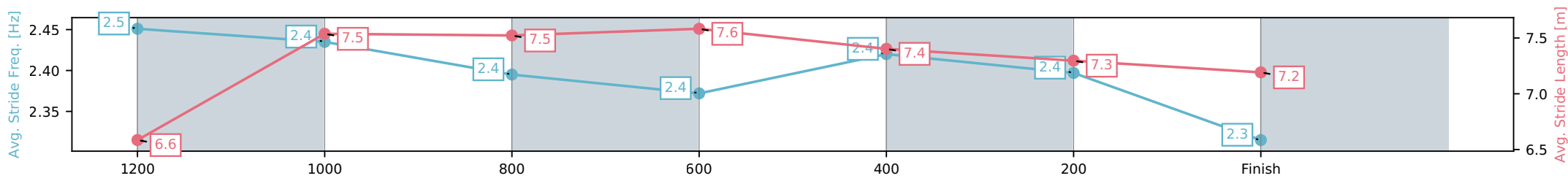
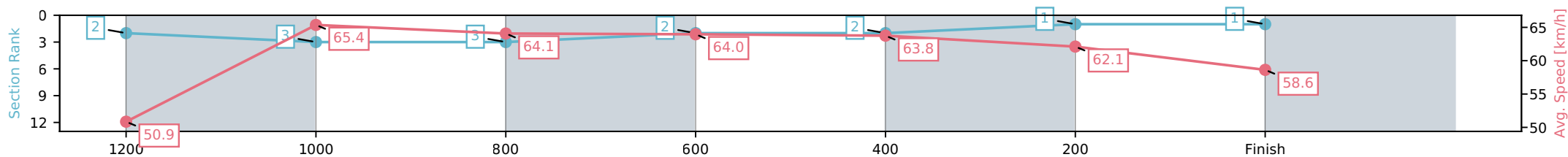
Horse/Jockey Name	Puff 'N' Harry/Brandon Lerena
Finish Rank	1
Fastest Section Time (Section)	0:11.00 (1200-1000)
Top Speed [km/h] (Section)	66.2 (1200-1000)
Race State	Finished



Aquis Park Gold Coast QLD
 Race 7: WARWICK TC AUGUST 4TH BENCHMARK 65
 Handicap - 1400m
 04 July 2026 - 3:40PM
 Track Rating: Good 4, Weather: Fine, Rail Position: +9m 1000m-W/Post, +5m Remainder



Section	L1400	L1200	L1000	L800	L600	L400	L200
Section Times	1:23.01 (0:14.60)	1:08.41 [2] (0:11.00)	0:57.40 [3] (0:11.17)	0:46.24 [3] (0:11.20)	0:35.04 [2] (0:11.26)	0:23.78 [2] (0:11.62)	0:12.16 [1] (0:12.16)
Average Speed [km/h]	50.9	65.4	64.1	64.0	63.8	62.1	58.6
Top Speed [km/h]	64.8	66.2	65.0	65.0	65.2	63.0	60.5
Avg. Dist. to Rail [m]	2.5	1.0	1.2	1.0	0.6	1.9	1.3
Avg. Stride Freq. [Hz]	2.5	2.4	2.4	2.4	2.4	2.4	2.3
Avg. Stride Length [m]	6.6	7.5	7.5	7.6	7.4	7.3	7.2



[] Ranking at each section and finish
 -:-:- No data available at this section
 NA No data available

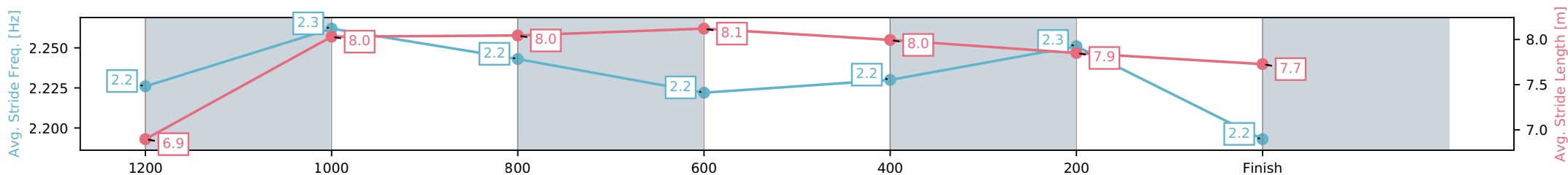
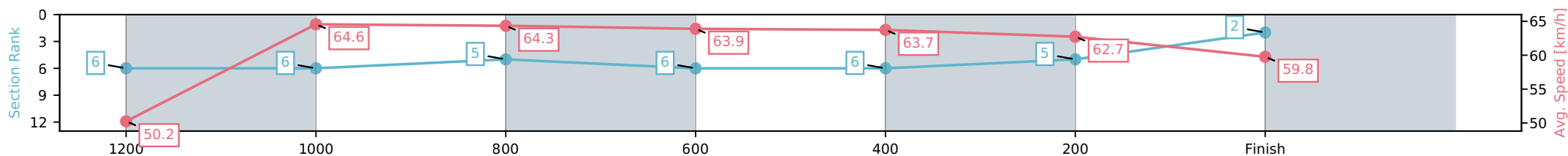
Horse/Jockey Name	Pressalong/Bella Youngberry
Finish Rank	2
Fastest Section Time (Section)	0:11.13 (1200-1000)
Top Speed [km/h] (Section)	66.1 (1400 - 1200)
Race State	Finished



Aquis Park Gold Coast QLD
 Race 7: WARWICK TC AUGUST 4TH BENCHMARK 65
 Handicap - 1400m
 04 July 2026 - 3:40PM
 Track Rating: Good 4, Weather: Fine, Rail Position: +9m 1000m-W/Post,
 +5m Remainder



Section	L1400	L1200	L1000	L800	L600	L400	L200
Section Times	1:23.26 (0:14.81)	1:08.45 [6] (0:11.13)	0:57.31 [6] (0:11.17)	0:46.14 [5] (0:11.33)	0:34.82 [6] (0:11.39)	0:23.42 [6] (0:11.53)	0:11.90 [5] (0:11.90)
Average Speed [km/h]	50.2	64.6	64.3	63.9	63.7	62.7	59.8
Top Speed [km/h]	66.1	65.1	64.8	65.0	64.4	63.4	61.7
Avg. Dist. to Rail [m]	6.3	1.4	1.4	1.4	1.5	5.3	5.4
Avg. Stride Freq. [Hz]	2.2	2.3	2.2	2.2	2.2	2.3	2.2
Avg. Stride Length [m]	6.9	8.0	8.0	8.1	8.0	7.9	7.7



[] Ranking at each section and finish
 -:-:- No data available at this section
 NA No data available

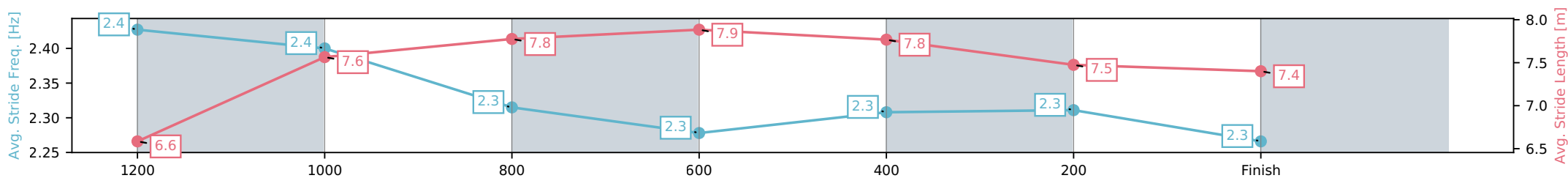
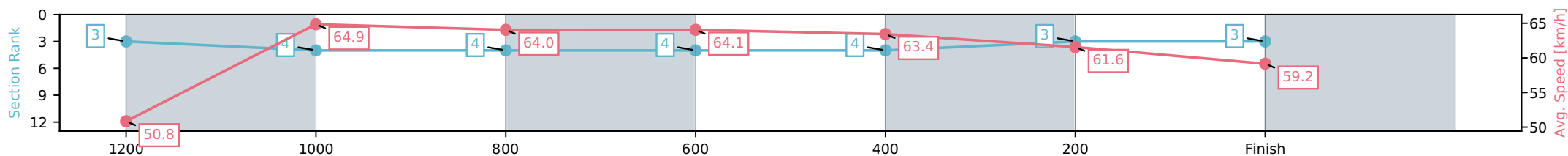
Horse/Jockey Name	Chicago King/Dylan Turner
Finish Rank	3
Fastest Section Time (Section)	0:11.11 (1200-1000)
Top Speed [km/h] (Section)	65.7 (1200-1000)
Race State	Finished



Aquis Park Gold Coast QLD
 Race 7: WARWICK TC AUGUST 4TH BENCHMARK 65
 Handicap - 1400m
 04 July 2026 - 3:40PM
 Track Rating: Good 4, Weather: Fine, Rail Position: +9m 1000m-W/Post,
 +5m Remainder



Section	L1400	L1200	L1000	L800	L600	L400	L200
Section Times	1:23.28 (0:14.62)	1:08.66 [3] (0:11.11)	0:57.55 [4] (0:11.23)	0:46.32 [4] (0:11.22)	0:35.10 [4] (0:11.39)	0:23.71 [4] (0:11.72)	0:11.99 [3] (0:11.99)
Average Speed [km/h]	50.8	64.9	64.0	64.1	63.4	61.6	59.2
Top Speed [km/h]	64.8	65.7	64.5	65.0	64.1	61.9	61.5
Avg. Dist. to Rail [m]	3.9	1.7	0.9	0.4	0.8	2.2	2.2
Avg. Stride Freq. [Hz]	2.4	2.4	2.3	2.3	2.3	2.3	2.3
Avg. Stride Length [m]	6.6	7.6	7.8	7.9	7.8	7.5	7.4



[] Ranking at each section and finish
 -:-:- No data available at this section
 NA No data available

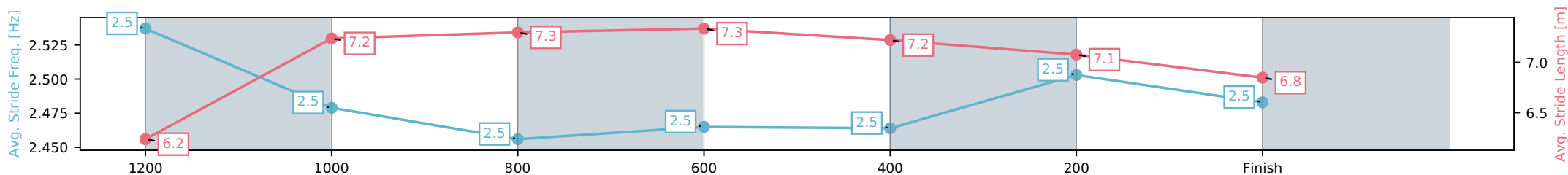
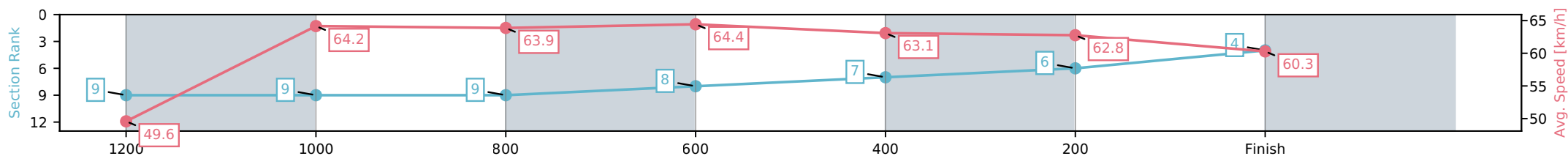
Horse/Jockey Name	Maple Door/Karl Zechner
Finish Rank	4
Fastest Section Time (Section)	0:11.15 (800-600)
Top Speed [km/h] (Section)	65.3 (1200-1000)
Race State	Finished



Aquis Park Gold Coast QLD
 Race 7: WARWICK TC AUGUST 4TH BENCHMARK 65
 Handicap - 1400m
 04 July 2026 - 3:40PM
 Track Rating: Good 4, Weather: Fine, Rail Position: +9m 1000m-W/Post,
 +5m Remainder



Section	L1400	L1200	L1000	L800	L600	L400	L200
Section Times	1:23.36 (0:15.01)	1:08.35 [9] (0:11.21)	0:57.14 [9] (0:11.22)	0:45.91 [9] (0:11.15)	0:34.76 [8] (0:11.41)	0:23.34 [7] (0:11.51)	0:11.83 [6] (0:11.83)
Average Speed [km/h]	49.6	64.2	63.9	64.4	63.1	62.8	60.3
Top Speed [km/h]	64.1	65.3	64.7	65.0	63.6	63.7	62.4
Avg. Dist. to Rail [m]	5.6	1.3	1.2	0.4	0.9	4.1	5.5
Avg. Stride Freq. [Hz]	2.5	2.5	2.5	2.5	2.5	2.5	2.5
Avg. Stride Length [m]	6.2	7.2	7.3	7.3	7.2	7.1	6.8



- [] Ranking at each section and finish
- :-:- No data available at this section
- NA No data available

Horse/Jockey Name	Davikar/Jasper Franklin
Finish Rank	5
Fastest Section Time (Section)	0:10.86 (1200-1000)
Top Speed [km/h] (Section)	66.9 (1200-1000)
Race State	Finished



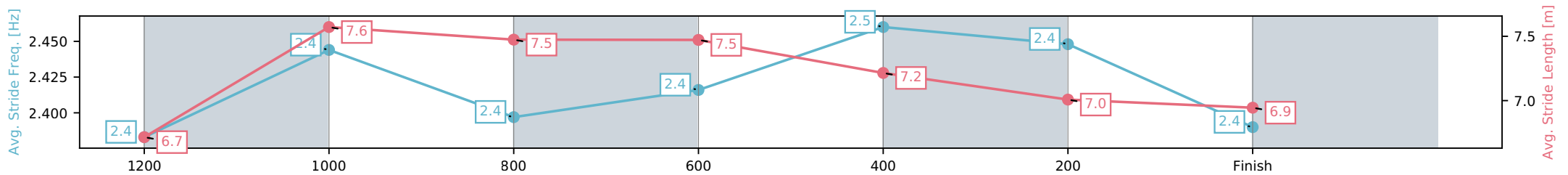
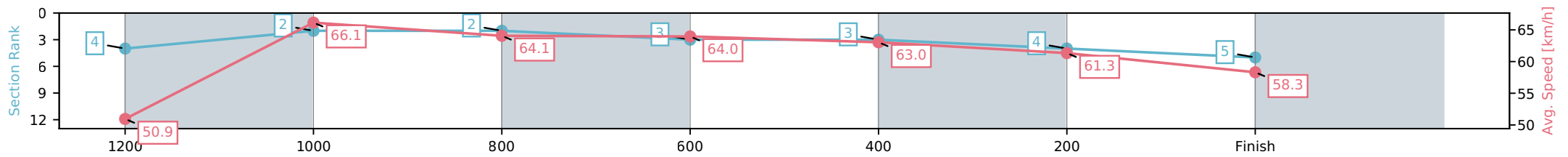
Aquis Park Gold Coast QLD
 Race 7: WARWICK TC AUGUST 4TH BENCHMARK 65
 Handicap - 1400m



04 July 2026 - 3:40PM

Track Rating: Good 4, Weather: Fine, Rail Position: +9m 1000m-W/Post,
 +5m Remainder

Section	L1400	L1200	L1000	L800	L600	L400	L200
Section Times	1:23.50 (0:14.63)	1:08.87 [4] (0:10.86)	0:58.01 [2] (0:11.23)	0:46.78 [2] (0:11.26)	0:35.51 [3] (0:11.57)	0:23.94 [3] (0:11.80)	0:12.15 [4] (0:12.15)
Average Speed [km/h]	50.9	66.1	64.1	64.0	63.0	61.3	58.3
Top Speed [km/h]	65.6	66.9	64.9	65.2	64.1	62.1	60.6
Avg. Dist. to Rail [m]	6.8	2.5	1.2	0.5	2.4	4.8	4.4
Avg. Stride Freq. [Hz]	2.4	2.4	2.4	2.4	2.5	2.4	2.4
Avg. Stride Length [m]	6.7	7.6	7.5	7.5	7.2	7.0	6.9



- [] Ranking at each section and finish
- :-:- No data available at this section
- NA No data available

Horse/Jockey Name	Cool Music/Jett Newman
Finish Rank	6
Fastest Section Time (Section)	0:11.24 (1000-800)
Top Speed [km/h] (Section)	65.2 (800-600)
Race State	Finished



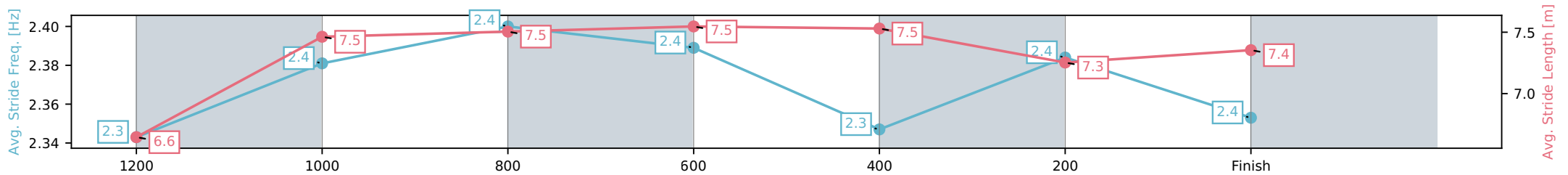
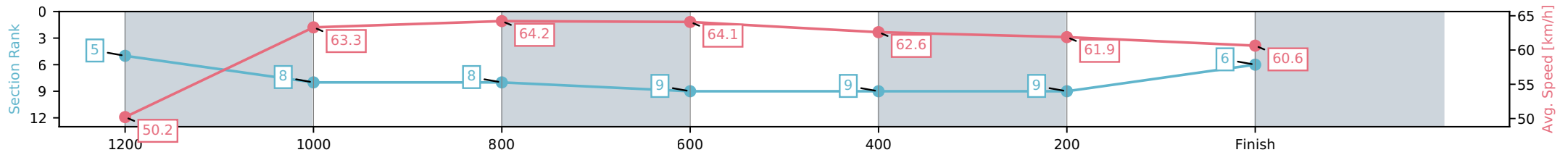
Aquis Park Gold Coast QLD
 Race 7: WARWICK TC AUGUST 4TH BENCHMARK 65
 Handicap - 1400m



04 July 2026 - 3:40PM

Track Rating: Good 4, Weather: Fine, Rail Position: +9m 1000m-W/Post,
 +5m Remainder

Section	L1400	L1200	L1000	L800	L600	L400	L200
Section Times	1:23.67 (0:14.80)	1:08.87 [5] (0:11.36)	0:57.52 [8] (0:11.24)	0:46.28 [8] (0:11.32)	0:34.96 [9] (0:11.62)	0:23.34 [9] (0:11.70)	0:11.64 [9] (0:11.64)
Average Speed [km/h]	50.2	63.3	64.2	64.1	62.6	61.9	60.6
Top Speed [km/h]	63.9	64.6	64.8	65.2	63.9	63.7	64.4
Avg. Dist. to Rail [m]	9.4	2.7	1.8	2.1	1.9	5.2	4.5
Avg. Stride Freq. [Hz]	2.3	2.4	2.4	2.4	2.3	2.4	2.4
Avg. Stride Length [m]	6.6	7.5	7.5	7.5	7.5	7.3	7.4



[] Ranking at each section and finish
 -:-:- No data available at this section
 NA No data available

Horse/Jockey Name	Lumens Lenny/Aidan Keeley
Finish Rank	7
Fastest Section Time (Section)	0:10.95 (1200-1000)
Top Speed [km/h] (Section)	66.4 (1200-1000)
Race State	Finished



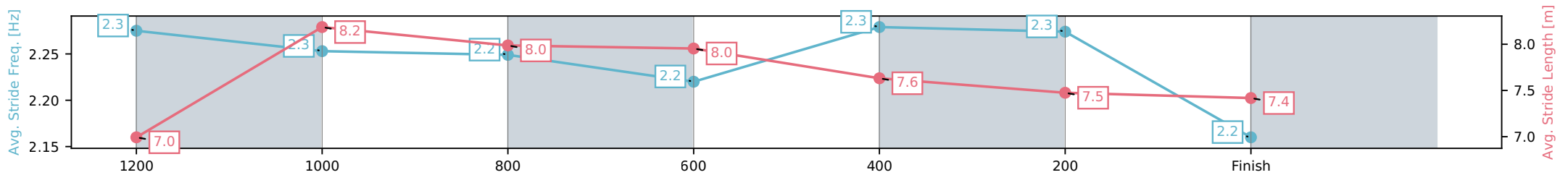
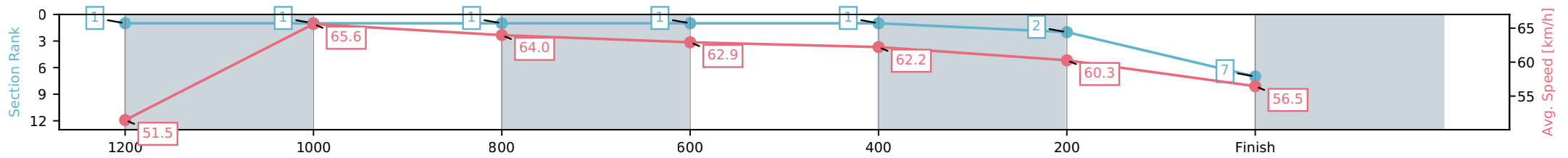
Aquis Park Gold Coast QLD
 Race 7: WARWICK TC AUGUST 4TH BENCHMARK 65
 Handicap - 1400m



04 July 2026 - 3:40PM

Track Rating: Good 4, Weather: Fine, Rail Position: +9m 1000m-W/Post,
 +5m Remainder

Section	L1400	L1200	L1000	L800	L600	L400	L200
Section Times	1:23.82 (0:14.46)	1:09.36 [1] (0:10.95)	0:58.41 [1] (0:11.09)	0:47.32 [1] (0:11.33)	0:35.99 [1] (0:11.39)	0:24.60 [1] (0:11.96)	0:12.65 [2] (0:12.65)
Average Speed [km/h]	51.5	65.6	64.0	62.9	62.2	60.3	56.5
Top Speed [km/h]	65.0	66.4	64.8	63.7	62.8	60.9	58.9
Avg. Dist. to Rail [m]	5.3	1.0	2.5	2.8	2.8	0.9	2.0
Avg. Stride Freq. [Hz]	2.3	2.3	2.2	2.2	2.3	2.3	2.2
Avg. Stride Length [m]	7.0	8.2	8.0	8.0	7.6	7.5	7.4



[] Ranking at each section and finish
 -:-:- No data available at this section
 NA No data available

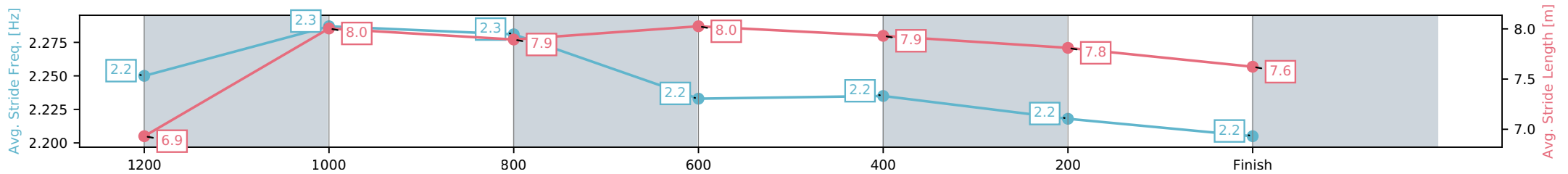
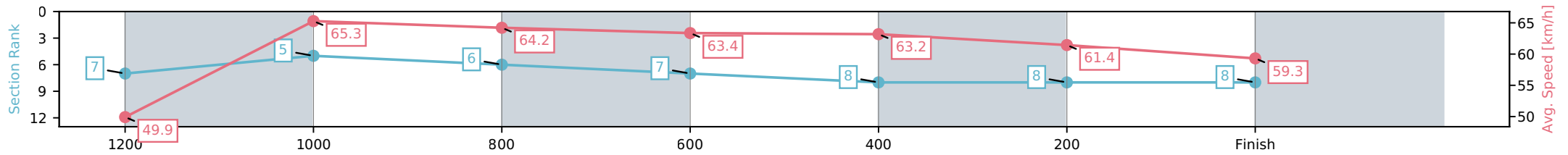
Horse/Jockey Name	Toolatamate/Fred Larson
Finish Rank	8
Fastest Section Time (Section)	0:11.02 (1200-1000)
Top Speed [km/h] (Section)	66.4 (1200-1000)
Race State	Finished



Aquis Park Gold Coast QLD
 Race 7: WARWICK TC AUGUST 4TH BENCHMARK 65
 Handicap - 1400m
 04 July 2026 - 3:40PM
 Track Rating: Good 4, Weather: Fine, Rail Position: +9m 1000m-W/Post,
 +5m Remainder



Section	L1400	L1200	L1000	L800	L600	L400	L200
Section Times	1:23.92 (0:14.82)	1:09.10 [7] (0:11.02)	0:58.09 [5] (0:11.31)	0:46.78 [6] (0:11.44)	0:35.33 [7] (0:11.50)	0:23.84 [8] (0:11.77)	0:12.07 [8] (0:12.07)
Average Speed [km/h]	49.9	65.3	64.2	63.4	63.2	61.4	59.3
Top Speed [km/h]	64.2	66.4	64.9	64.8	64.0	62.5	60.7
Avg. Dist. to Rail [m]	6.3	1.5	2.1	1.9	1.8	4.7	5.4
Avg. Stride Freq. [Hz]	2.2	2.3	2.3	2.2	2.2	2.2	2.2
Avg. Stride Length [m]	6.9	8.0	7.9	8.0	7.9	7.8	7.6



- [] Ranking at each section and finish
- :-:- No data available at this section
- NA No data available

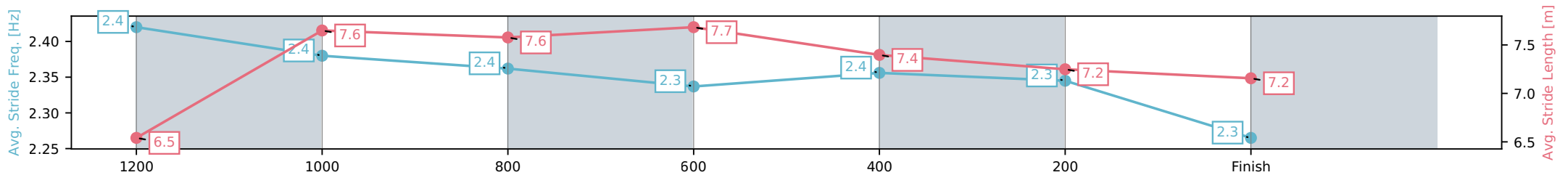
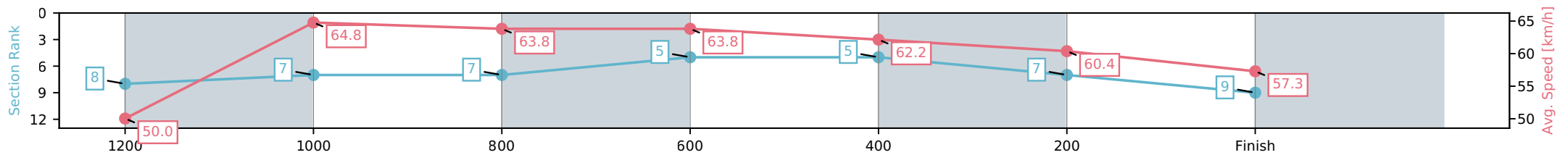
Horse/Jockey Name	Out Of Luck/Anthony Allen
Finish Rank	9
Fastest Section Time (Section)	0:11.12 (1200-1000)
Top Speed [km/h] (Section)	65.2 (1200-1000)
Race State	Finished



Aquis Park Gold Coast QLD
 Race 7: WARWICK TC AUGUST 4TH BENCHMARK 65
 Handicap - 1400m
 04 July 2026 - 3:40PM
 Track Rating: Good 4, Weather: Fine, Rail Position: +9m 1000m-W/Post,
 +5m Remainder



Section	L1400	L1200	L1000	L800	L600	L400	L200
Section Times	1:24.25 (0:14.86)	1:09.39 [8] (0:11.12)	0:58.27 [7] (0:11.18)	0:47.09 [7] (0:11.22)	0:35.87 [5] (0:11.45)	0:24.42 [5] (0:11.92)	0:12.49 [7] (0:12.49)
Average Speed [km/h]	50.0	64.8	63.8	63.8	62.2	60.4	57.3
Top Speed [km/h]	64.1	65.2	64.2	64.7	62.9	60.9	59.0
Avg. Dist. to Rail [m]	2.1	1.0	1.3	1.5	1.9	0.8	1.3
Avg. Stride Freq. [Hz]	2.4	2.4	2.4	2.3	2.4	2.3	2.3
Avg. Stride Length [m]	6.5	7.6	7.6	7.7	7.4	7.2	7.2



[] Ranking at each section and finish
 -:-:- No data available at this section
 NA No data available

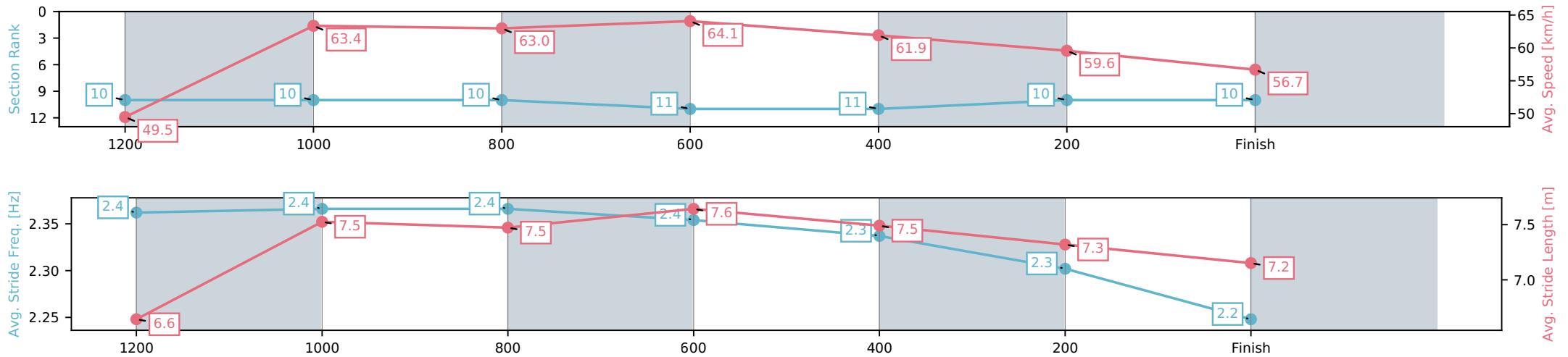
Horse/Jockey Name	Bruckheimer/Bailey Wheeler
Finish Rank	10
Fastest Section Time (Section)	0:11.28 (800-600)
Top Speed [km/h] (Section)	65.3 (800-600)
Race State	Finished



Aquis Park Gold Coast QLD
 Race 7: WARWICK TC AUGUST 4TH BENCHMARK 65
 Handicap - 1400m
 04 July 2026 - 3:40PM
 Track Rating: Good 4, Weather: Fine, Rail Position: +9m 1000m-W/Post,
 +5m Remainder



Section	L1400	L1200	L1000	L800	L600	L400	L200
Section Times	1:25.28 (0:15.04)	1:10.24 [10] (0:11.35)	0:58.89 [10] (0:11.39)	0:47.50 [10] (0:11.28)	0:36.22 [11] (0:11.60)	0:24.62 [11] (0:12.13)	0:12.49 [10] (0:12.49)
Average Speed [km/h]	49.5	63.4	63.0	64.1	61.9	59.6	56.7
Top Speed [km/h]	64.0	64.9	63.6	65.3	63.2	61.0	58.1
Avg. Dist. to Rail [m]	8.3	1.5	1.5	1.0	0.6	2.3	1.7
Avg. Stride Freq. [Hz]	2.4	2.4	2.4	2.4	2.3	2.3	2.2
Avg. Stride Length [m]	6.6	7.5	7.5	7.6	7.5	7.3	7.2



[] Ranking at each section and finish
 -:-:- No data available at this section
 NA No data available

Horse/Jockey Name	Our Orator/Julie Busuttin
Finish Rank	11
Fastest Section Time (Section)	0:11.20 (1000-800)
Top Speed [km/h] (Section)	65.8 (1400 - 1200)
Race State	Finished



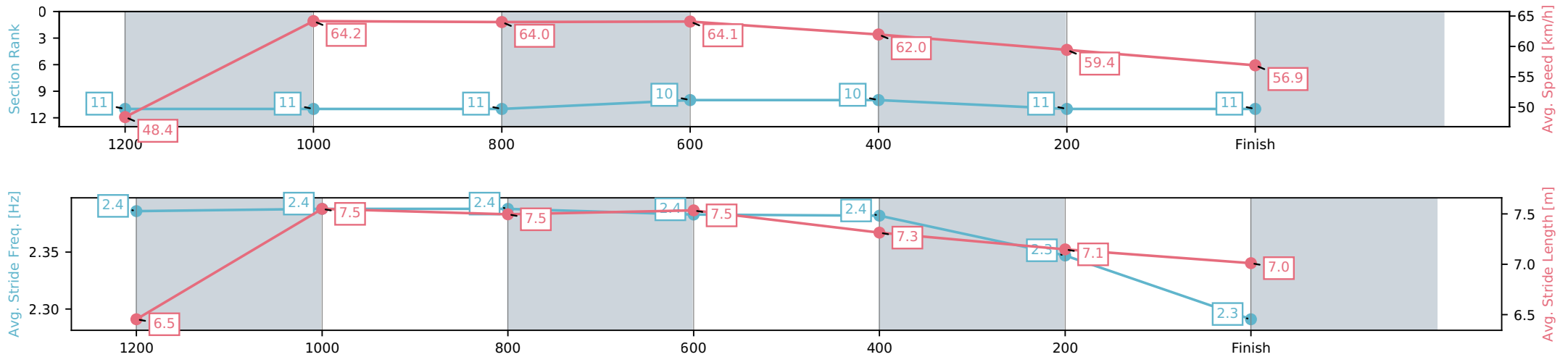
Aquis Park Gold Coast QLD
 Race 7: WARWICK TC AUGUST 4TH BENCHMARK 65
 Handicap - 1400m



04 July 2026 - 3:40PM

Track Rating: Good 4, Weather: Fine, Rail Position: +9m 1000m-W/Post,
 +5m Remainder

Section	L1400	L1200	L1000	L800	L600	L400	L200
Section Times	1:25.31 (0:15.39)	1:09.92 [11] (0:11.22)	0:58.69 [11] (0:11.20)	0:47.49 [11] (0:11.20)	0:36.29 [10] (0:11.63)	0:24.66 [10] (0:12.14)	0:12.52 [11] (0:12.52)
Average Speed [km/h]	48.4	64.2	64.0	64.1	62.0	59.4	56.9
Top Speed [km/h]	65.8	65.7	65.0	64.9	62.9	60.0	57.9
Avg. Dist. to Rail [m]	4.2	1.2	1.2	0.6	1.0	2.8	2.0
Avg. Stride Freq. [Hz]	2.4	2.4	2.4	2.4	2.4	2.3	2.3
Avg. Stride Length [m]	6.5	7.5	7.5	7.5	7.3	7.1	7.0



[] Ranking at each section and finish
 -:-:- No data available at this section
 NA No data available



Aquis Park Gold Coast QLD -

Race 8: BECOME A MEMBER TODAY RATINGS BAND 0 - 58 Handicap - 1400m

04 July 2026 - 4:21PM

Track Rating: Good 4, Weather: Fine, Rail Position: +9m 1000m-W/Post, +5m Remainder



Field Times (Race Tempo) 1:23.42 (0:13.90) 1:09.52 (0:10.60) 0:58.92 (0:11.12) 0:47.81 (0:11.42) 0:36.38 (0:11.70) 0:24.68 (0:12.13) 0:12.55 (0:12.55)

Rank	TAB#	Horse	Overall Time	First 400m	Top Speed km/h (Section)	L1400	L1200	L1000	L800	L600	L400	L200	
	(BAR#)	Jockey	Margin (DT-W)	Last 600m	Fastest Section (Time)	Start - 1200	1200 - 1000	1000 - 800	800 - 600	600 - 400	400 - 200	200 - Finish	
11	16	Lennystar	1:24.97	0:24.64	69.4 (1200-1000)	1:24.97	1:10.96 [3]	1:00.33 [3]	0:49.05 [3]	0:37.61 [4]	0:25.62 [4]	0:13.09 [9]	
	(3)	McKenzie Apel	9.1L (-1)	0:37.62	1200-1000 (0:10.63)	(0:14.01)	(0:10.63)	(0:11.28)	(0:11.44)	(0:12.00)	(0:12.53)	(0:13.09)	
12	11	Badda Boom Baby	1:25.13	0:25.48	66.8 (1200-1000)	1:25.13	1:10.46 [11]	0:59.64 [12]	0:48.31 [12]	0:37.18 [9]	0:25.44 [8]	0:13.08 [11]	
	(11)	Bailey Wheeler	10.0L (-1)	0:37.18	1200-1000 (0:10.82)	(0:14.66)	(0:10.82)	(0:11.33)	(0:11.14)	(0:11.74)	(0:12.36)	(0:13.08)	
13	3	Hang Out	1:25.47	0:24.57	69.1 (1200-1000)	1:25.47	1:11.45 [4]	1:00.90 [2]	0:49.68 [2]	0:38.15 [2]	0:26.41 [2]	0:13.69 [8]	
	(9)	Brandon Lerena	12.0L (+0)	0:38.15	1200-1000 (0:10.55)	(0:14.02)	(0:10.55)	(0:11.22)	(0:11.54)	(0:11.74)	(0:12.72)	(0:13.69)	
14	14	Miley's Memory	1:26.22	0:24.69	68.7 (1200-1000)	1:26.22	1:12.18 [6]	1:01.53 [4]	0:50.22 [5]	0:38.69 [5]	0:26.46 [10]	0:13.43 [14]	
	(12)	Micheal Hellyer	16.4L (-1)	0:38.69	1200-1000 (0:10.65)	(0:14.04)	(0:10.65)	(0:11.31)	(0:11.53)	(0:12.23)	(0:13.03)	(0:13.43)	

Scratched: Ready To Ignite (#5), Von Bee (#6), In Great Spirit (#9), Vostokova (#10), Jacks And Soda (#17), Icewater (#19), Youmeanddupre (#20), Playful Puzzle (#22)

Report Created: Sat 04 July 2026

(Note: Races are conducted over an approximate distance as close as possible to the advertised distance, and recorded data may vary accordingly. Official times refer to race times only and do not include handicap times.)

[] Position in running at each section and finish TAB# Saddle cloth number

-:-:- No data available at this section

NA No data available

DNT Did not track

BAR# Barrier/Gate Position

DNF Did not finish

DT-W Distance travelled compared to winner in metres

Fastest split

Fastest section

data processed by



Horse/Jockey Name	Keep It Loki/Fred Larson
Finish Rank	1
Fastest Section Time (Section)	0:10.99 (1200-1000)
Top Speed [km/h] (Section)	66.5 (1200-1000)
Race State	Finished



Aquis Park Gold Coast QLD

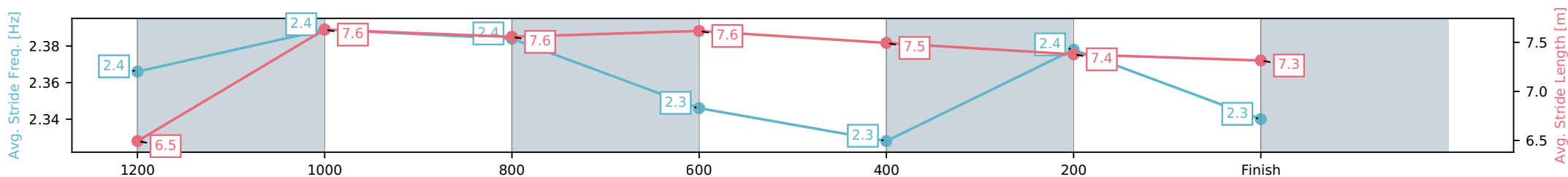
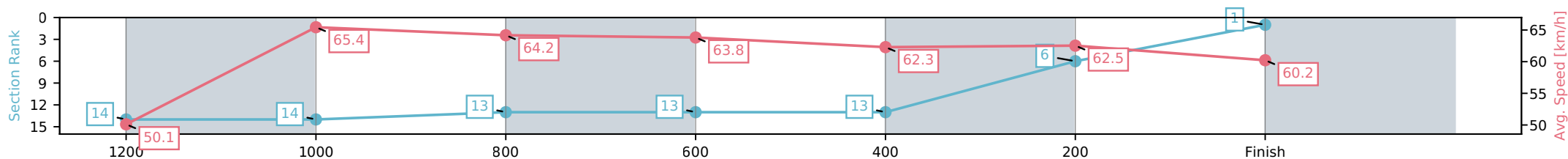
Race 8: BECOME A MEMBER TODAY RATINGS BAND 0 - 58
Handicap - 1400m

04 July 2026 - 4:21PM

Track Rating: Good 4, Weather: Fine, Rail Position: +9m 1000m-W/Post,
+5m Remainder



Section	L1400	L1200	L1000	L800	L600	L400	L200
Section Times	1:23.42 (0:14.93)	1:08.49 [14] (0:10.99)	0:57.50 [14] (0:11.15)	0:46.35 [13] (0:11.24)	0:35.11 [13] (0:11.64)	0:23.48 [13] (0:11.62)	0:11.85 [6] (0:11.85)
Average Speed [km/h]	50.1	65.4	64.2	63.8	62.3	62.5	60.2
Top Speed [km/h]	64.5	66.5	66.0	65.1	63.1	63.3	61.8
Avg. Dist. to Rail [m]	8.6	2.1	1.3	0.6	1.7	9.1	7.9
Avg. Stride Freq. [Hz]	2.4	2.4	2.4	2.3	2.3	2.4	2.3
Avg. Stride Length [m]	6.5	7.6	7.6	7.6	7.5	7.4	7.3



[] Ranking at each section and finish
 -:-:- No data available at this section
 NA No data available

Horse/Jockey Name	Better Yet/Anthony Allen
Finish Rank	2
Fastest Section Time (Section)	0:10.83 (1200-1000)
Top Speed [km/h] (Section)	67.7 (1200-1000)
Race State	Finished



Aquis Park Gold Coast QLD

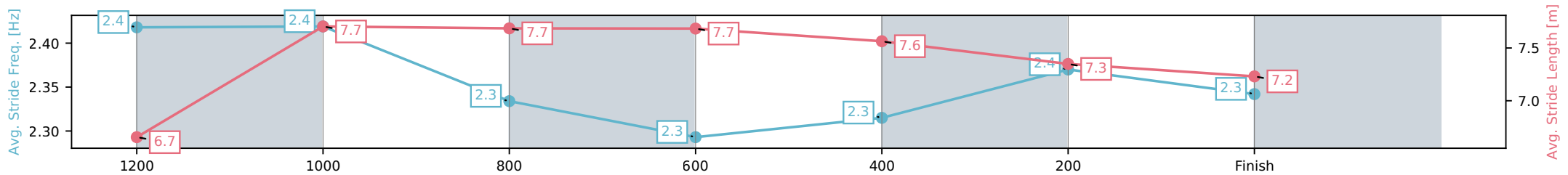
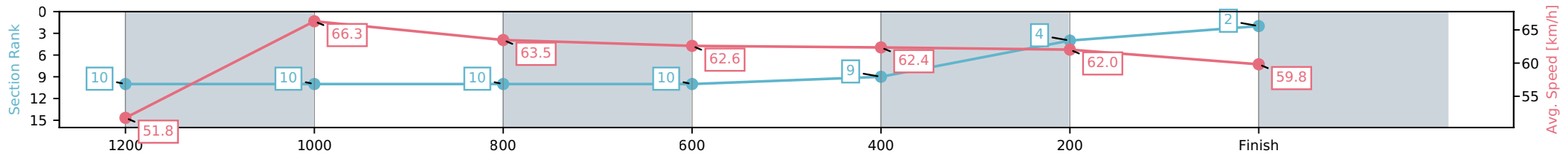
Race 8: BECOME A MEMBER TODAY RATINGS BAND 0 - 58
Handicap - 1400m

04 July 2026 - 4:21PM

Track Rating: Good 4, Weather: Fine, Rail Position: +9m 1000m-W/Post,
+5m Remainder



Section	L1400	L1200	L1000	L800	L600	L400	L200
Section Times	1:23.44 (0:14.42)	1:09.02 [10] (0:10.83)	0:58.18 [10] (0:11.28)	0:46.90 [10] (0:11.51)	0:35.39 [10] (0:11.67)	0:23.72 [9] (0:11.72)	0:12.00 [4] (0:12.00)
Average Speed [km/h]	51.8	66.3	63.5	62.6	62.4	62.0	59.8
Top Speed [km/h]	65.7	67.7	64.5	63.5	62.9	62.5	61.8
Avg. Dist. to Rail [m]	5.1	1.4	1.4	0.4	2.3	8.4	7.3
Avg. Stride Freq. [Hz]	2.4	2.4	2.3	2.3	2.3	2.4	2.3
Avg. Stride Length [m]	6.7	7.7	7.7	7.7	7.6	7.3	7.2



- [] Ranking at each section and finish
- :-:- No data available at this section
- NA No data available

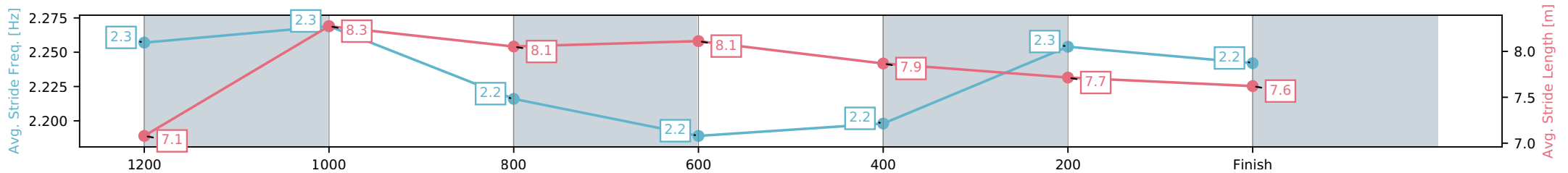
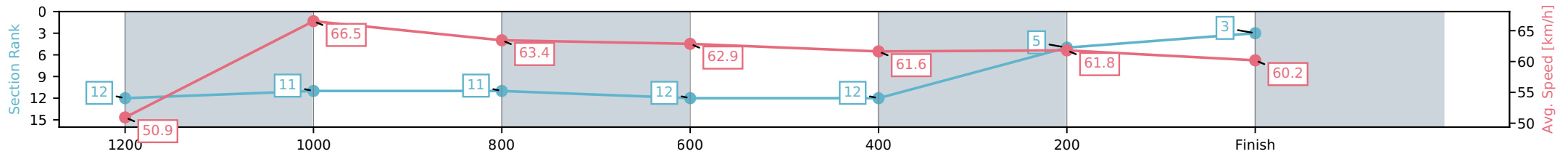
Horse/Jockey Name	Coney Island Baby/Harrison Shaw
Finish Rank	3
Fastest Section Time (Section)	0:10.80 (1200-1000)
Top Speed [km/h] (Section)	68.2 (1200-1000)
Race State	Finished



Aquis Park Gold Coast QLD
 Race 8: BECOME A MEMBER TODAY RATINGS BAND 0 - 58
 Handicap - 1400m
 04 July 2026 - 4:21PM
 Track Rating: Good 4, Weather: Fine, Rail Position: +9m 1000m-W/Post, +5m Remainder



Section	L1400	L1200	L1000	L800	L600	L400	L200
Section Times	1:23.60 (0:14.67)	1:08.93 [12] (0:10.80)	0:58.12 [11] (0:11.29)	0:46.84 [11] (0:11.42)	0:35.41 [12] (0:11.68)	0:23.74 [12] (0:11.69)	0:12.05 [5] (0:12.05)
Average Speed [km/h]	50.9	66.5	63.4	62.9	61.6	61.8	60.2
Top Speed [km/h]	67.1	68.2	64.4	63.6	62.7	62.6	63.0
Avg. Dist. to Rail [m]	5.3	0.8	1.1	0.7	0.8	2.1	3.9
Avg. Stride Freq. [Hz]	2.3	2.3	2.2	2.2	2.2	2.3	2.2
Avg. Stride Length [m]	7.1	8.3	8.1	8.1	7.9	7.7	7.6



[] Ranking at each section and finish
 -:-:- No data available at this section
 NA No data available

Horse/Jockey Name	Monte Carlo Miss/Bella Youngberry
Finish Rank	4
Fastest Section Time (Section)	0:11.03 (1200-1000)
Top Speed [km/h] (Section)	66.3 (1200-1000)
Race State	Finished



Aquis Park Gold Coast QLD

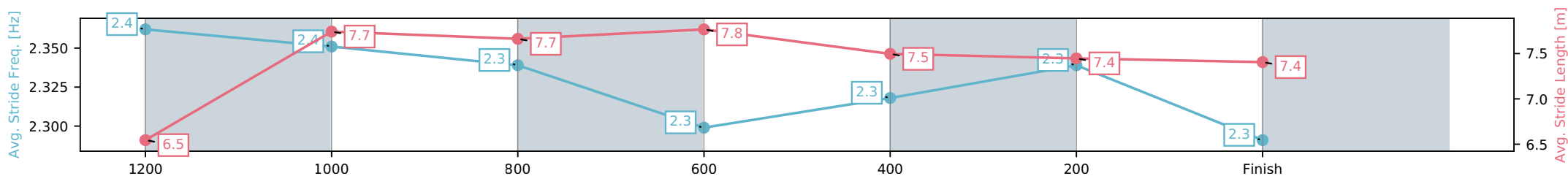
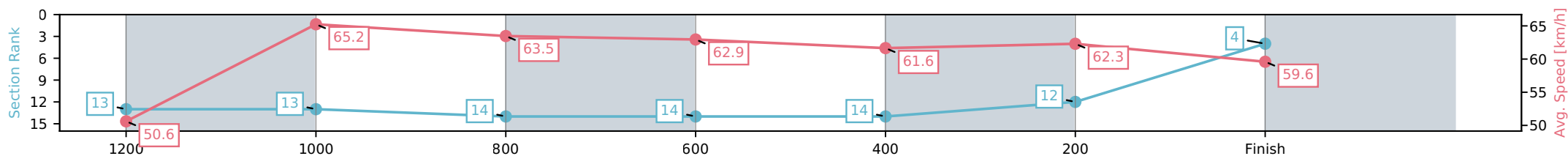
Race 8: BECOME A MEMBER TODAY RATINGS BAND 0 - 58
Handicap - 1400m

04 July 2026 - 4:21PM

Track Rating: Good 4, Weather: Fine, Rail Position: +9m 1000m-W/Post,
+5m Remainder



Section	L1400	L1200	L1000	L800	L600	L400	L200
Section Times	1:23.79 (0:14.75)	1:09.04 [13] (0:11.03)	0:58.02 [13] (0:11.32)	0:46.70 [14] (0:11.51)	0:35.18 [14] (0:11.84)	0:23.35 [14] (0:11.61)	0:11.74 [12] (0:11.74)
Average Speed [km/h]	50.6	65.2	63.5	62.9	61.6	62.3	59.6
Top Speed [km/h]	65.0	66.3	66.2	64.5	62.6	63.3	62.3
Avg. Dist. to Rail [m]	8.0	1.7	1.5	1.8	2.7	3.1	3.8
Avg. Stride Freq. [Hz]	2.4	2.4	2.3	2.3	2.3	2.3	2.3
Avg. Stride Length [m]	6.5	7.7	7.7	7.8	7.5	7.4	7.4



- [] Ranking at each section and finish
- :-:- No data available at this section
- NA No data available

Horse/Jockey Name	All Too Foxy/Ashley Butler
Finish Rank	5
Fastest Section Time (Section)	0:10.60 (1200-1000)
Top Speed [km/h] (Section)	68.4 (1200-1000)
Race State	Finished



Aquis Park Gold Coast QLD

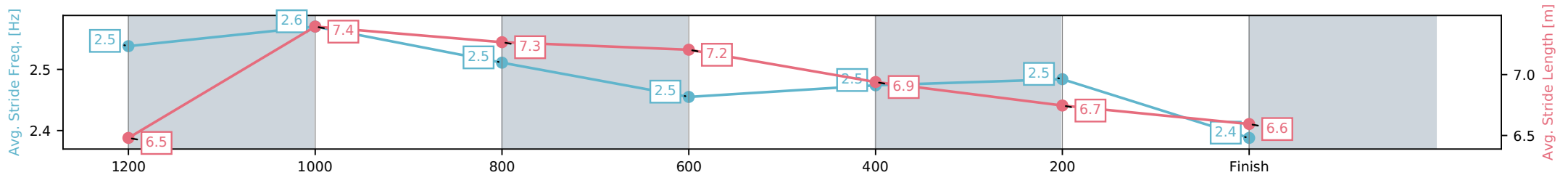
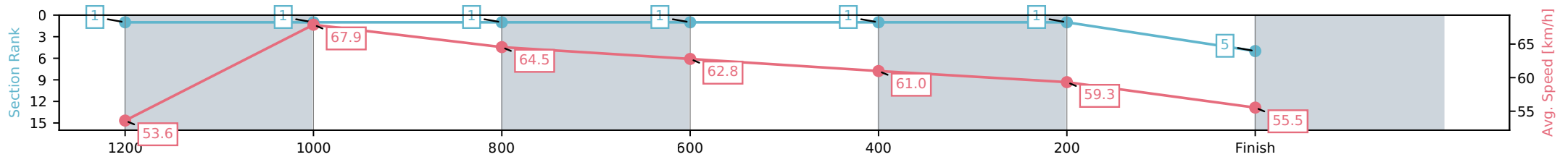
Race 8: BECOME A MEMBER TODAY RATINGS BAND 0 - 58
Handicap - 1400m

04 July 2026 - 4:21PM

Track Rating: Good 4, Weather: Fine, Rail Position: +9m 1000m-W/Post, +5m Remainder



Section	L1400	L1200	L1000	L800	L600	L400	L200
Section Times	1:23.80 (0:13.90)	1:09.90 [1] (0:10.60)	0:59.30 [1] (0:11.12)	0:48.19 [1] (0:11.42)	0:36.76 [1] (0:11.70)	0:25.06 [1] (0:12.13)	0:12.94 [1] (0:12.94)
Average Speed [km/h]	53.6	67.9	64.5	62.8	61.0	59.3	55.5
Top Speed [km/h]	67.7	68.4	66.6	63.6	61.4	60.1	57.7
Avg. Dist. to Rail [m]	8.1	4.8	1.1	1.0	1.6	0.3	0.1
Avg. Stride Freq. [Hz]	2.5	2.6	2.5	2.5	2.5	2.5	2.4
Avg. Stride Length [m]	6.5	7.4	7.3	7.2	6.9	6.7	6.6



[] Ranking at each section and finish
 -:-:- No data available at this section
 NA No data available

Horse/Jockey Name	Whisky Train/Dylan Turner
Finish Rank	6
Fastest Section Time (Section)	0:10.90 (1200-1000)
Top Speed [km/h] (Section)	67.4 (1200-1000)
Race State	Finished



Aquis Park Gold Coast QLD

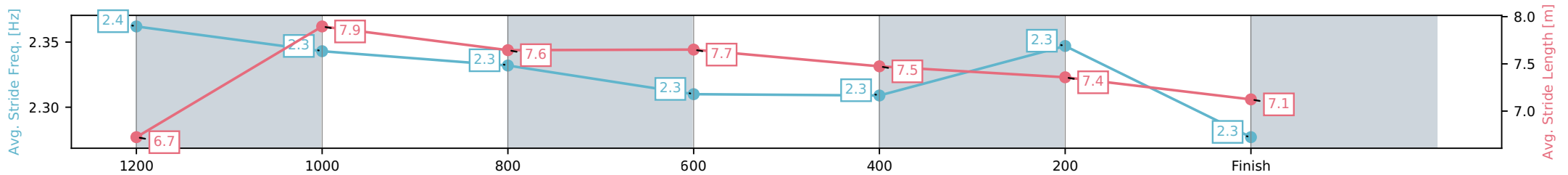
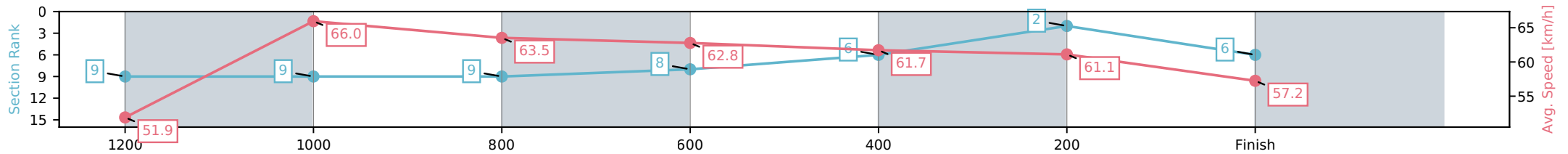
Race 8: BECOME A MEMBER TODAY RATINGS BAND 0 - 58
Handicap - 1400m

04 July 2026 - 4:21PM

Track Rating: Good 4, Weather: Fine, Rail Position: +9m 1000m-W/Post, +5m Remainder



Section	L1400	L1200	L1000	L800	L600	L400	L200
Section Times	1:23.91 (0:14.34)	1:09.57 [9] (0:10.90)	0:58.67 [9] (0:11.27)	0:47.40 [9] (0:11.42)	0:35.98 [8] (0:11.63)	0:24.35 [6] (0:11.84)	0:12.51 [2] (0:12.51)
Average Speed [km/h]	51.9	66.0	63.5	62.8	61.7	61.1	57.2
Top Speed [km/h]	66.5	67.4	64.4	63.8	62.3	62.2	59.9
Avg. Dist. to Rail [m]	1.9	0.9	1.2	1.0	0.8	4.1	6.5
Avg. Stride Freq. [Hz]	2.4	2.3	2.3	2.3	2.3	2.3	2.3
Avg. Stride Length [m]	6.7	7.9	7.6	7.7	7.5	7.4	7.1



[] Ranking at each section and finish
 -:-:- No data available at this section
 NA No data available

Horse/Jockey Name	Hidden Future/Jett Newman
Finish Rank	7
Fastest Section Time (Section)	0:10.97 (1200-1000)
Top Speed [km/h] (Section)	67.4 (1200-1000)
Race State	Finished



Aquis Park Gold Coast QLD

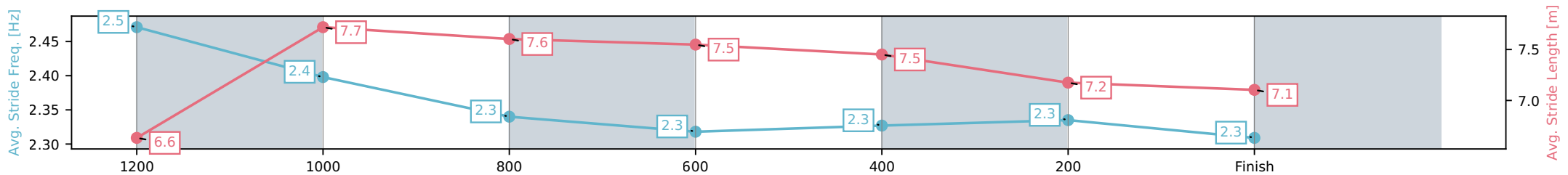
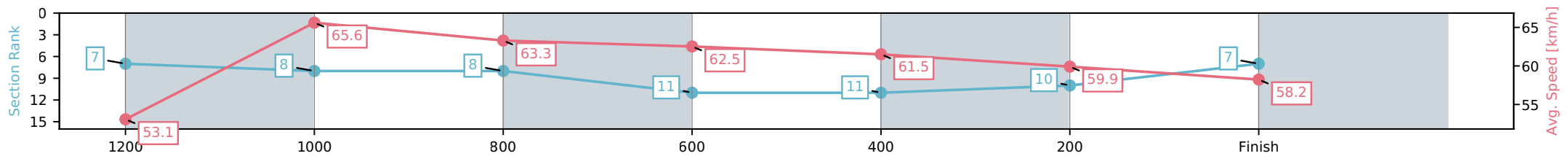
Race 8: BECOME A MEMBER TODAY RATINGS BAND 0 - 58
Handicap - 1400m

04 July 2026 - 4:21PM

Track Rating: Good 4, Weather: Fine, Rail Position: +9m 1000m-W/Post, +5m Remainder



Section	L1400	L1200	L1000	L800	L600	L400	L200
Section Times	1:24.08 (0:14.06)	1:10.02 [7] (0:10.97)	0:59.06 [8] (0:11.46)	0:47.59 [8] (0:11.58)	0:36.01 [11] (0:11.78)	0:24.23 [11] (0:12.07)	0:12.16 [10] (0:12.16)
Average Speed [km/h]	53.1	65.6	63.3	62.5	61.5	59.9	58.2
Top Speed [km/h]	67.3	67.4	64.3	63.2	62.8	62.0	59.3
Avg. Dist. to Rail [m]	6.3	4.2	2.2	1.6	1.5	4.7	8.9
Avg. Stride Freq. [Hz]	2.5	2.4	2.3	2.3	2.3	2.3	2.3
Avg. Stride Length [m]	6.6	7.7	7.6	7.5	7.5	7.2	7.1



- [] Ranking at each section and finish
- :-:- No data available at this section
- NA No data available

Horse/Jockey Name	Goodnight Romeo/Dale Smith
Finish Rank	8
Fastest Section Time (Section)	0:10.84 (1200-1000)
Top Speed [km/h] (Section)	67.1 (1200-1000)
Race State	Finished



Aquis Park Gold Coast QLD

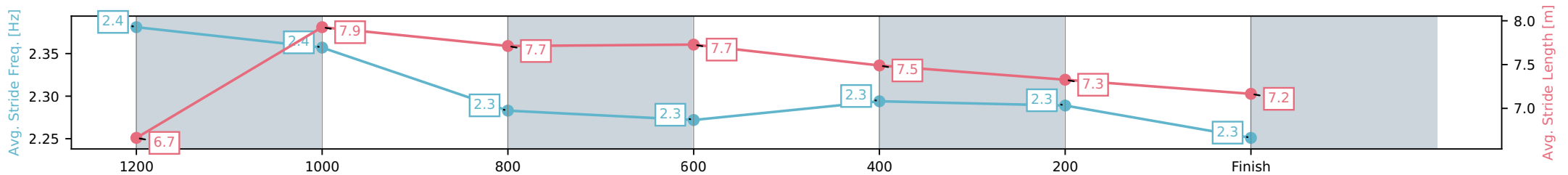
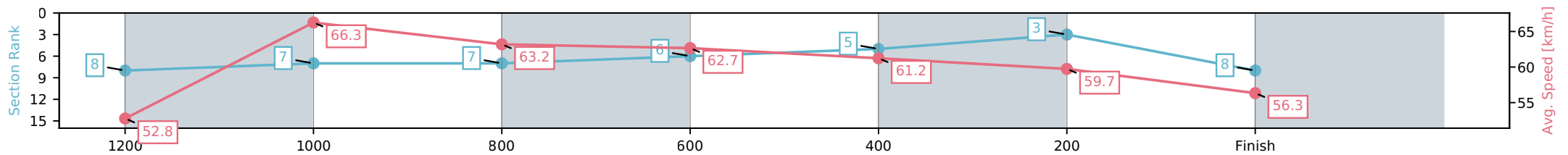
Race 8: BECOME A MEMBER TODAY RATINGS BAND 0 - 58
Handicap - 1400m

04 July 2026 - 4:21PM

Track Rating: Good 4, Weather: Fine, Rail Position: +9m 1000m-W/Post, +5m Remainder



Section	L1400	L1200	L1000	L800	L600	L400	L200
Section Times	1:24.19 (0:14.14)	1:10.05 [8] (0:10.84)	0:59.21 [7] (0:11.35)	0:47.86 [7] (0:11.39)	0:36.48 [6] (0:11.67)	0:24.81 [5] (0:12.04)	0:12.76 [3] (0:12.76)
Average Speed [km/h]	52.8	66.3	63.2	62.7	61.2	59.7	56.3
Top Speed [km/h]	67.0	67.1	63.9	63.8	61.7	60.4	59.6
Avg. Dist. to Rail [m]	4.0	2.0	1.3	1.9	1.5	1.1	2.5
Avg. Stride Freq. [Hz]	2.4	2.4	2.3	2.3	2.3	2.3	2.3
Avg. Stride Length [m]	6.7	7.9	7.7	7.7	7.5	7.3	7.2



- [] Ranking at each section and finish
- :-:- No data available at this section
- NA No data available

Horse/Jockey Name	Red Code/Dan McGillivray
Finish Rank	9
Fastest Section Time (Section)	0:10.68 (1200-1000)
Top Speed [km/h] (Section)	68.8 (1200-1000)
Race State	Finished



Aquis Park Gold Coast QLD

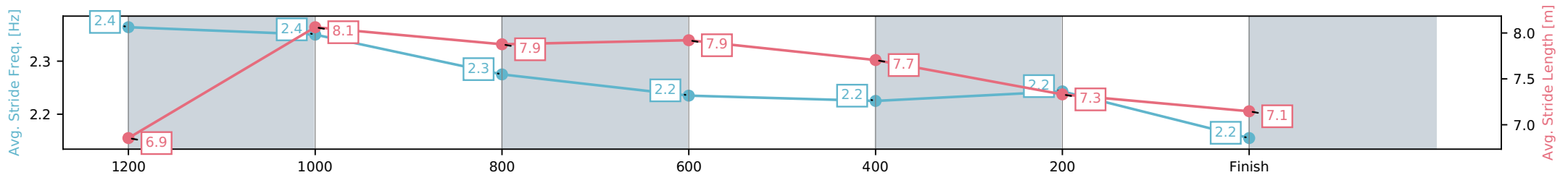
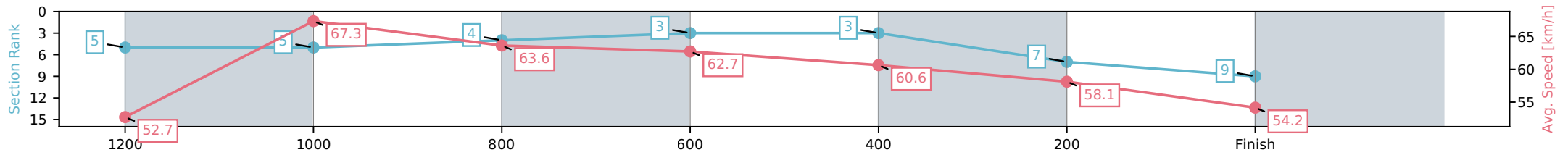
Race 8: BECOME A MEMBER TODAY RATINGS BAND 0 - 58
Handicap - 1400m

04 July 2026 - 4:21PM

Track Rating: Good 4, Weather: Fine, Rail Position: +9m 1000m-W/Post,
+5m Remainder



Section	L1400	L1200	L1000	L800	L600	L400	L200
Section Times	1:24.82 (0:14.03)	1:10.79 [5] (0:10.68)	1:00.12 [5] (0:11.22)	0:48.90 [4] (0:11.43)	0:37.46 [3] (0:11.85)	0:25.61 [3] (0:12.42)	0:13.20 [7] (0:13.20)
Average Speed [km/h]	52.7	67.3	63.6	62.7	60.6	58.1	54.2
Top Speed [km/h]	68.4	68.8	65.5	64.0	62.0	59.1	56.4
Avg. Dist. to Rail [m]	1.7	0.9	1.4	1.1	1.0	3.3	4.6
Avg. Stride Freq. [Hz]	2.4	2.4	2.3	2.2	2.2	2.2	2.2
Avg. Stride Length [m]	6.9	8.1	7.9	7.9	7.7	7.3	7.1



- [] Ranking at each section and finish
- :-:- No data available at this section
- NA No data available

Horse/Jockey Name	All About Artie/Jasper Franklin
Finish Rank	10
Fastest Section Time (Section)	0:10.81 (1200-1000)
Top Speed [km/h] (Section)	68.4 (1200-1000)
Race State	Finished



Aquis Park Gold Coast QLD

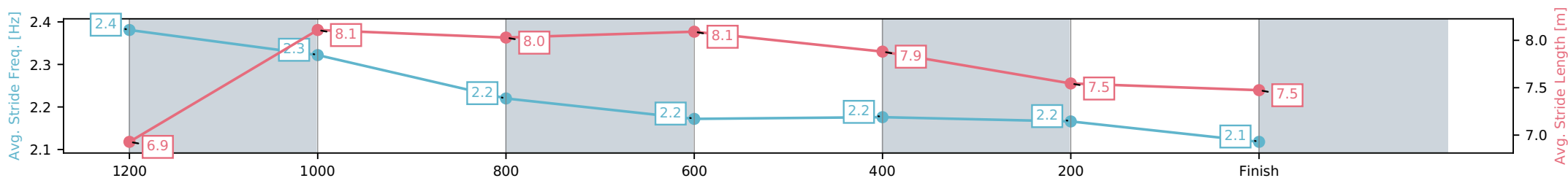
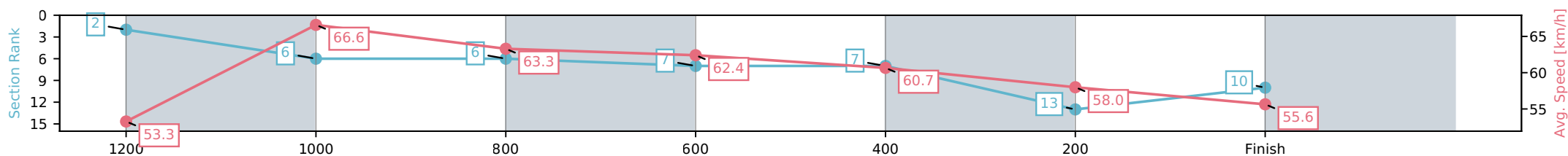
Race 8: BECOME A MEMBER TODAY RATINGS BAND 0 - 58
Handicap - 1400m

04 July 2026 - 4:21PM

Track Rating: Good 4, Weather: Fine, Rail Position: +9m 1000m-W/Post,
+5m Remainder



Section	L1400	L1200	L1000	L800	L600	L400	L200
Section Times	1:24.86 (0:14.00)	1:10.86 [2] (0:10.81)	1:00.05 [6] (0:11.38)	0:48.67 [6] (0:11.55)	0:37.12 [7] (0:11.84)	0:25.28 [7] (0:12.49)	0:12.80 [13] (0:12.80)
Average Speed [km/h]	53.3	66.6	63.3	62.4	60.7	58.0	55.6
Top Speed [km/h]	67.9	68.4	64.7	64.1	61.9	58.8	57.0
Avg. Dist. to Rail [m]	5.1	3.2	1.3	0.5	1.0	5.4	8.4
Avg. Stride Freq. [Hz]	2.4	2.3	2.2	2.2	2.2	2.2	2.1
Avg. Stride Length [m]	6.9	8.1	8.0	8.1	7.9	7.5	7.5



- [] Ranking at each section and finish
- :-:- No data available at this section
- NA No data available

Horse/Jockey Name	Lennystar/McKenzie Apel
Finish Rank	11
Fastest Section Time (Section)	0:10.63 (1200-1000)
Top Speed [km/h] (Section)	69.4 (1200-1000)
Race State	Finished



Aquis Park Gold Coast QLD

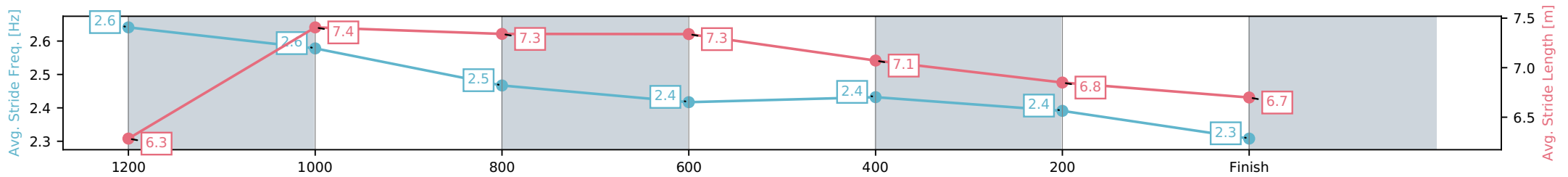
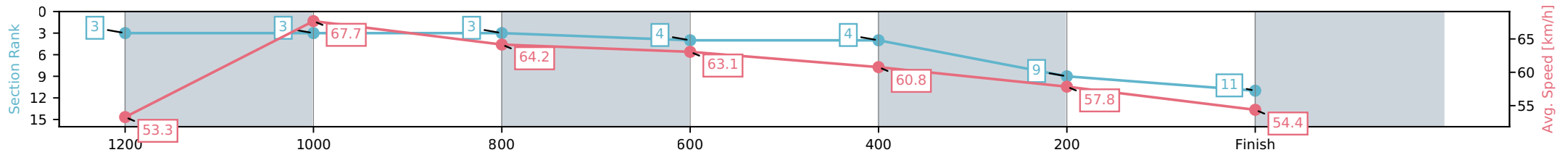
Race 8: BECOME A MEMBER TODAY RATINGS BAND 0 - 58
Handicap - 1400m

04 July 2026 - 4:21PM

Track Rating: Good 4, Weather: Fine, Rail Position: +9m 1000m-W/Post,
+5m Remainder



Section	L1400	L1200	L1000	L800	L600	L400	L200
Section Times	1:24.97 (0:14.01)	1:10.96 [3] (0:10.63)	1:00.33 [3] (0:11.28)	0:49.05 [3] (0:11.44)	0:37.61 [4] (0:12.00)	0:25.62 [4] (0:12.53)	0:13.09 [9] (0:13.09)
Average Speed [km/h]	53.3	67.7	64.2	63.1	60.8	57.8	54.4
Top Speed [km/h]	69.0	69.4	65.0	63.5	62.5	59.2	56.8
Avg. Dist. to Rail [m]	3.3	1.4	1.6	0.7	2.3	7.0	8.3
Avg. Stride Freq. [Hz]	2.6	2.6	2.5	2.4	2.4	2.4	2.3
Avg. Stride Length [m]	6.3	7.4	7.3	7.3	7.1	6.8	6.7



- [] Ranking at each section and finish
- :-:- No data available at this section
- NA No data available

Horse/Jockey Name	Badda Boom Baby/Bailey Wheeler
Finish Rank	12
Fastest Section Time (Section)	0:10.82 (1200-1000)
Top Speed [km/h] (Section)	66.8 (1200-1000)
Race State	Finished



Aquis Park Gold Coast QLD

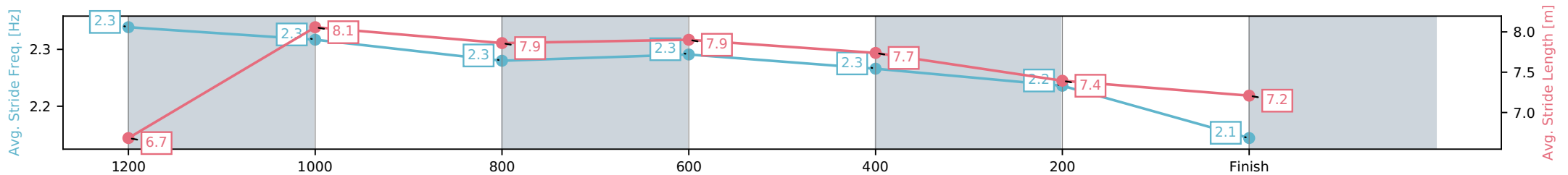
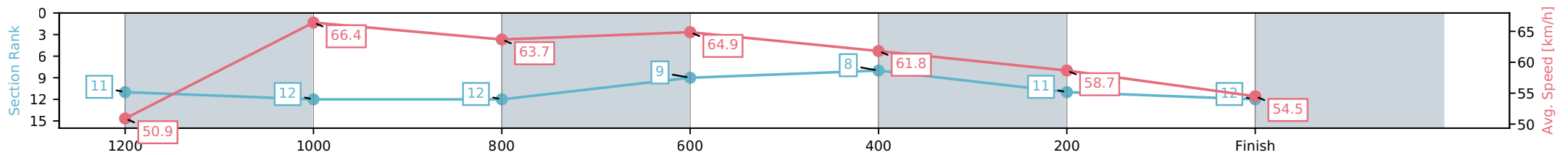
Race 8: BECOME A MEMBER TODAY RATINGS BAND 0 - 58
Handicap - 1400m

04 July 2026 - 4:21PM

Track Rating: Good 4, Weather: Fine, Rail Position: +9m 1000m-W/Post, +5m Remainder



Section	L1400	L1200	L1000	L800	L600	L400	L200
Section Times	1:25.13 (0:14.66)	1:10.46 [11] (0:10.82)	0:59.64 [12] (0:11.33)	0:48.31 [12] (0:11.14)	0:37.18 [9] (0:11.74)	0:25.44 [8] (0:12.36)	0:13.08 [11] (0:13.08)
Average Speed [km/h]	50.9	66.4	63.7	64.9	61.8	58.7	54.5
Top Speed [km/h]	65.9	66.8	64.5	66.3	64.6	60.3	56.7
Avg. Dist. to Rail [m]	6.6	1.2	1.8	1.1	1.8	7.9	9.9
Avg. Stride Freq. [Hz]	2.3	2.3	2.3	2.3	2.3	2.2	2.1
Avg. Stride Length [m]	6.7	8.1	7.9	7.9	7.7	7.4	7.2



- [] Ranking at each section and finish
- :-:- No data available at this section
- NA No data available

Horse/Jockey Name	Hang Out/Brandon Lerena
Finish Rank	13
Fastest Section Time (Section)	0:10.55 (1200-1000)
Top Speed [km/h] (Section)	69.1 (1200-1000)
Race State	Finished



Aquis Park Gold Coast QLD

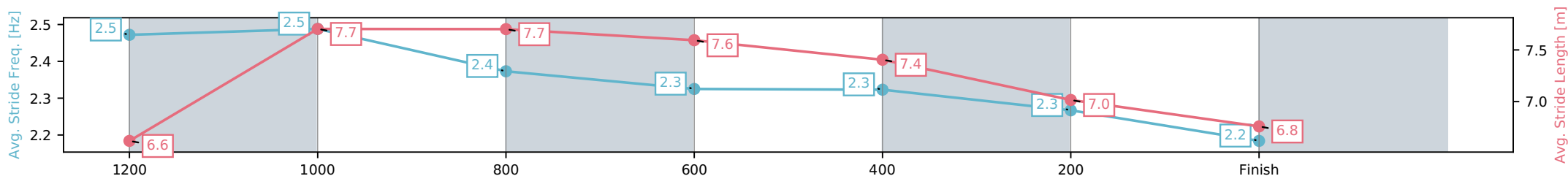
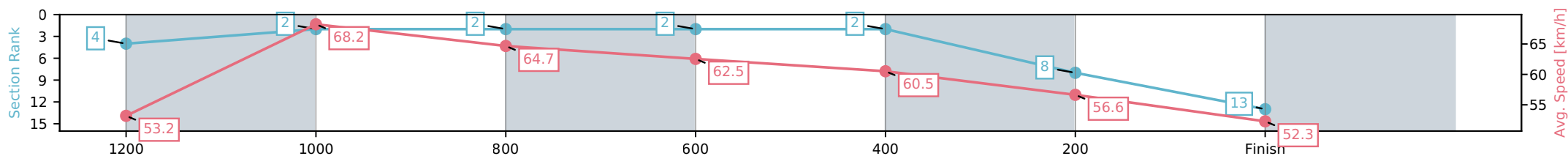
Race 8: BECOME A MEMBER TODAY RATINGS BAND 0 - 58
Handicap - 1400m

04 July 2026 - 4:21PM

Track Rating: Good 4, Weather: Fine, Rail Position: +9m 1000m-W/Post, +5m Remainder



Section	L1400	L1200	L1000	L800	L600	L400	L200
Section Times	1:25.47 (0:14.02)	1:11.45 [4] (0:10.55)	1:00.90 [2] (0:11.22)	0:49.68 [2] (0:11.54)	0:38.15 [2] (0:11.74)	0:26.41 [2] (0:12.72)	0:13.69 [8] (0:13.69)
Average Speed [km/h]	53.2	68.2	64.7	62.5	60.5	56.6	52.3
Top Speed [km/h]	67.8	69.1	66.8	63.4	62.0	58.0	54.2
Avg. Dist. to Rail [m]	9.3	6.3	1.9	1.0	2.1	1.3	3.2
Avg. Stride Freq. [Hz]	2.5	2.5	2.4	2.3	2.3	2.3	2.2
Avg. Stride Length [m]	6.6	7.7	7.7	7.6	7.4	7.0	6.8



- [] Ranking at each section and finish
- :-:- No data available at this section
- NA No data available

Horse/Jockey Name	Miley's Memory/Micheal Hellyer
Finish Rank	14
Fastest Section Time (Section)	0:10.65 (1200-1000)
Top Speed [km/h] (Section)	68.7 (1200-1000)
Race State	Finished



Aquis Park Gold Coast QLD

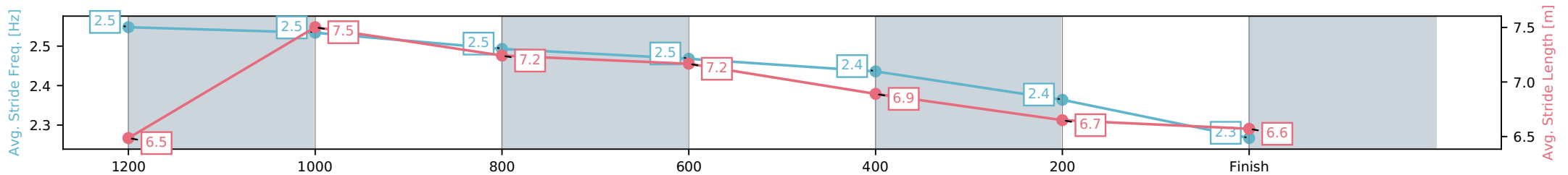
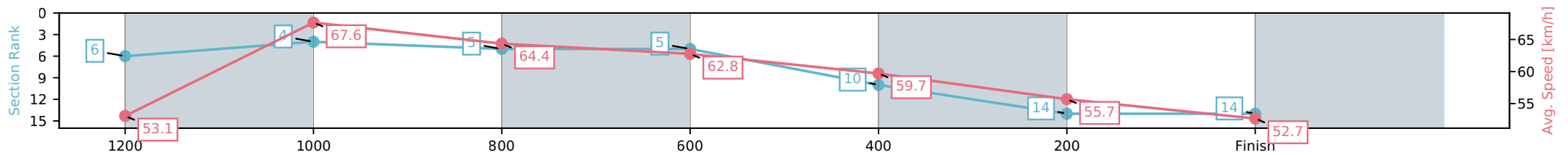
Race 8: BECOME A MEMBER TODAY RATINGS BAND 0 - 58
Handicap - 1400m

04 July 2026 - 4:21PM

Track Rating: Good 4, Weather: Fine, Rail Position: +9m 1000m-W/Post, +5m Remainder



Section	L1400	L1200	L1000	L800	L600	L400	L200
Section Times	1:26.22 (0:14.04)	1:12.18 [6] (0:10.65)	1:01.53 [4] (0:11.31)	0:50.22 [5] (0:11.53)	0:38.69 [5] (0:12.23)	0:26.46 [10] (0:13.03)	0:13.43 [14] (0:13.43)
Average Speed [km/h]	53.1	67.6	64.4	62.8	59.7	55.7	52.7
Top Speed [km/h]	68.4	68.7	65.7	64.0	61.3	57.2	54.0
Avg. Dist. to Rail [m]	10.6	7.4	2.0	1.2	2.7	6.8	6.1
Avg. Stride Freq. [Hz]	2.5	2.5	2.5	2.5	2.4	2.4	2.3
Avg. Stride Length [m]	6.5	7.5	7.2	7.2	6.9	6.7	6.6



- [] Ranking at each section and finish
- :-:- No data available at this section
- NA No data available