



Townsville QLD

Race 1: WOODFORD RESERVE QTIS Three-Year-Old Handicap - 1200m

05 July 2026 - 12:29PM

Track Rating: Good 4, Weather: Fine, Rail Position: +4m 1000m-W/Post, +2m Remainder



Field Times (Race Tempo) 1:11.54 (0:14.84) 0:56.70 (0:11.43) 0:45.27 (0:11.23) 0:34.04 (0:11.06) 0:22.98 (0:11.01) 0:11.97 (0:11.97)

| Rank | TAB# | Horse | Overall Time | First 400m | Top Speed km/h (Section) | L1200 | L1000 | L800 | L600 | L400 | L200 | | |
|------|--------|--------------------|---------------|--|--------------------------|--------------|------------|-----------|-----------|-----------|--------------|-----|-----|
| | (BAR#) | Jockey | Margin (DT-W) | Last 600m | Fastest Section (Time) | Start - 1000 | 1000 - 800 | 800 - 600 | 600 - 400 | 400 - 200 | 200 - Finish | | |
| 1 | 1 | Mind Over Matter | 1:11.54 | 0:26.70 | 68.1 (600-400) | 1:11.54 | 0:56.14 | 0:44.84 | 0:33.58 | 0:22.56 | 0:11.59 | | |
| | (7) | Sean Cormack | | 0:33.58 | 400-200 (0:10.96) | (0:15.40) | (0:11.30) | (0:11.26) | (0:11.03) | (0:10.96) | (0:11.59) | | |
| 2 | 2 | Betterlucknexttime | 1:11.55 | 0:26.27 | 66.8 (400-200) | 1:11.55 | 0:56.71 | 0:45.28 | 0:34.05 | 0:22.99 | 0:11.98 | | |
| | (5) | Ryan Wiggins | 0.1L (-4) | 0:34.05 | 400-200 (0:11.01) | (0:14.84) | (0:11.43) | (0:11.23) | (0:11.06) | (0:11.01) | (0:11.98) | | |
| 3 | 5 | Faraway Downs | 1:11.64 | 0:26.83 | 68.7 (400-200) | 1:11.64 | 0:56.04 | 0:44.81 | 0:33.44 | 0:22.46 | 0:11.53 | | |
| | (1) | Ben Kennedy | 0.6L (-2) | 0:33.44 | 400-200 (0:10.93) | (0:15.60) | (0:11.23) | (0:11.38) | (0:10.98) | (0:10.93) | (0:11.53) | | |
| 4 | 4 | Mister Doobee | 1:11.69 | 0:26.51 | 66.6 (400-200) | 1:11.69 | 0:56.52 | 0:45.18 | 0:33.87 | 0:22.77 | 0:11.70 | | |
| | (6) | Lacey Morrison | 0.9L (-4) | 0:33.87 | 400-200 (0:11.07) | (0:15.17) | (0:11.34) | (0:11.30) | (0:11.10) | (0:11.07) | (0:11.70) | | |
| 5 | 6 | EXCEEDINGLY BRAZEN | 1:11.70 | Data was not able to be tracked for this horse | | --- | --- | --- | --- | --- | --- | --- | --- |
| | (3) | Tahlia Fenlon | 0.92 | | | | | | | | | | |
| 6 | 3 | Toranaga | 1:11.84 | 0:26.41 | 66.4 (400-200) | 1:11.84 | 0:56.59 | 0:45.43 | 0:34.17 | 0:23.13 | 0:12.07 | | |
| | (4) | Ivo Fry | 1.8L (-3) | 0:34.17 | 600-400 (0:11.04) | (0:15.25) | (0:11.16) | (0:11.26) | (0:11.04) | (0:11.06) | (0:12.07) | | |
| 7 | 7 | Chatsworth | 1:12.08 | 0:26.69 | 66.3 (600-400) | 1:12.08 | 0:56.67 | 0:45.39 | 0:34.03 | 0:22.98 | 0:11.76 | | |
| | (2) | Nathan Thomas | 3.2L (-5) | 0:34.02 | 600-400 (0:11.05) | (0:15.41) | (0:11.28) | (0:11.37) | (0:11.05) | (0:11.21) | (0:11.76) | | |

Report Created: Sun 05 July 2026

(Note: Races are conducted over an approximate distance as close as possible to the advertised distance, and recorded data may vary accordingly. Official times refer to race times only and do not include handicap times.)

- [] Position in running at each section and finish TAB# Saddle cloth number
 -
 -
 - NA No data available DNF Did not finish
 - DNT Did not track DT-W Distance travelled compared to winner in metres
- Fastest split
 - Fastest section

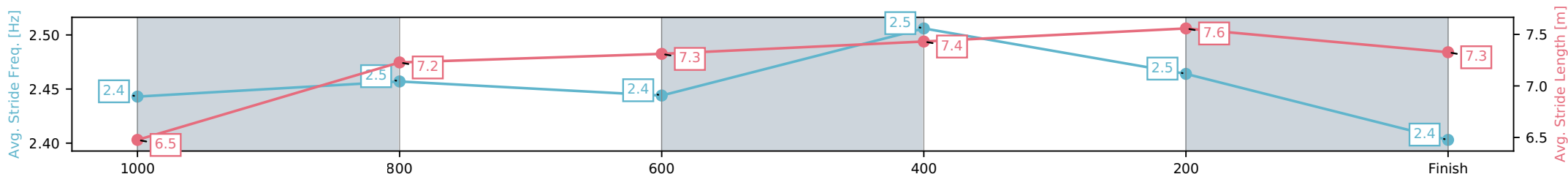
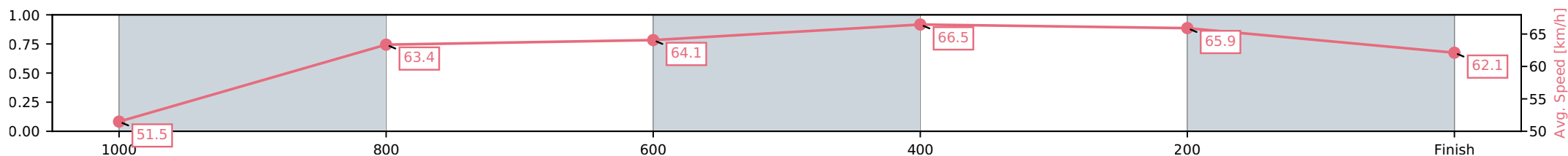
| | |
|--------------------------------|-------------------------------|
| Horse/Jockey Name | Mind Over Matter/Sean Cormack |
| Finish Rank | 1 |
| Fastest Section Time (Section) | 0:10.96 (400-200) |
| Top Speed [km/h] (Section) | 68.1 (600-400) |
| Race State | PUBLISHED |



Townsville QLD --Professional-2026-07-05
 Race 1: WOODFORD RESERVE QTIS Three-Year-Old
 Handicap - 1200m
 05 July 2026 - 12:29PM
 Track Rating: Good 4, Weather: Fine, Rail Position: +4m 1000m-W/Post,
 +2m Remainder



| Section | L1200 | L1000 | L800 | L600 | L400 | L200 |
|------------------------|----------------------|----------------------|----------------------|----------------------|----------------------|----------------------|
| Section Times | 1:11.54 (0:15.40) | 0:56.14 (0:11.30) | 0:44.84 (0:11.26) | 0:33.58 (0:11.03) | 0:22.56 (0:10.96) | 0:11.59 (0:11.59) |
| Average Speed [km/h] | 51.5 | 63.4 | 64.1 | 66.5 | 65.9 | 62.1 |
| Top Speed [km/h] | 61.9 | 65.6 | 66.5 | 68.1 | 67.3 | 64.6 |
| Avg. Dist. to Rail [m] | 6.3 | 1.2 | 0.9 | 3.7 | 2.6 | 2.6 |
| Avg. Stride Freq. [Hz] | 2.4 | 2.5 | 2.4 | 2.5 | 2.5 | 2.4 |
| Avg. Stride Length [m] | 6.5 | 7.2 | 7.3 | 7.4 | 7.6 | 7.3 |



- [] Ranking at each section and finish
- :-:- No data available at this section
- NA No data available

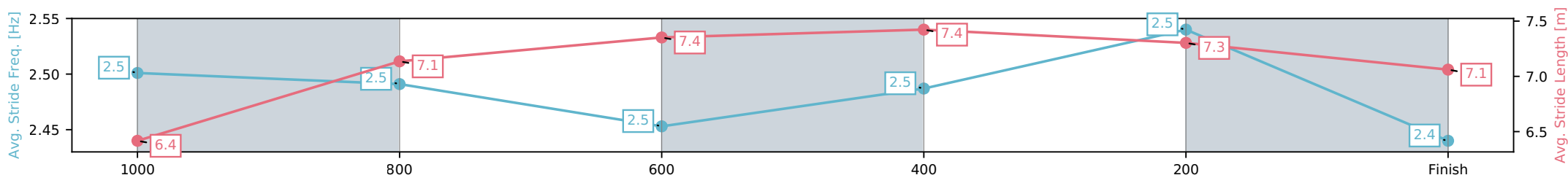
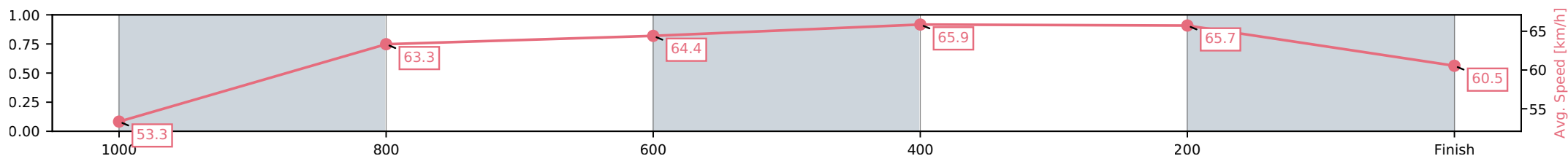
| | |
|--------------------------------|---------------------------------|
| Horse/Jockey Name | Betterlucknexttime/Ryan Wiggins |
| Finish Rank | 2 |
| Fastest Section Time (Section) | 0:11.01 (400-200) |
| Top Speed [km/h] (Section) | 66.8 (400-200) |
| Race State | PUBLISHED |



Townsville QLD --Professional-2026-07-05
 Race 1: WOODFORD RESERVE QTIS Three-Year-Old
 Handicap - 1200m
 05 July 2026 - 12:29PM
 Track Rating: Good 4, Weather: Fine, Rail Position: +4m 1000m-W/Post,
 +2m Remainder



| Section | L1200 | L1000 | L800 | L600 | L400 | L200 |
|------------------------|----------------------|----------------------|----------------------|----------------------|----------------------|----------------------|
| Section Times | 1:11.55 (0:14.84) | 0:56.71 (0:11.43) | 0:45.28 (0:11.23) | 0:34.05 (0:11.06) | 0:22.99 (0:11.01) | 0:11.98 (0:11.98) |
| Average Speed [km/h] | 53.3 | 63.3 | 64.4 | 65.9 | 65.7 | 60.5 |
| Top Speed [km/h] | 63.4 | 64.5 | 65.6 | 66.7 | 66.8 | 63.6 |
| Avg. Dist. to Rail [m] | 5.2 | 1.0 | 1.1 | 2.4 | 2.9 | 2.2 |
| Avg. Stride Freq. [Hz] | 2.5 | 2.5 | 2.5 | 2.5 | 2.5 | 2.4 |
| Avg. Stride Length [m] | 6.4 | 7.1 | 7.4 | 7.4 | 7.3 | 7.1 |



- [] Ranking at each section and finish
- :-:- No data available at this section
- NA No data available

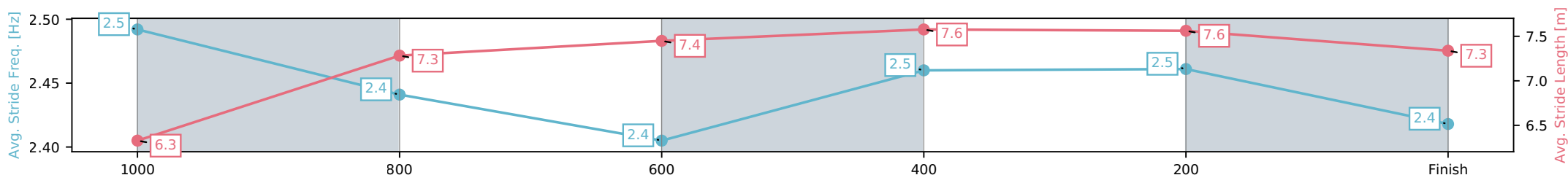
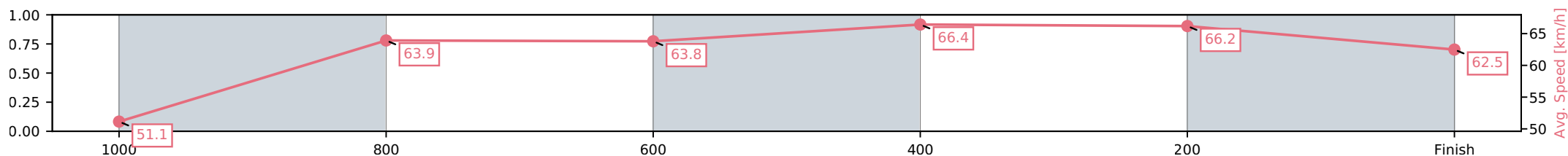
| | |
|--------------------------------|---------------------------|
| Horse/Jockey Name | Faraway Downs/Ben Kennedy |
| Finish Rank | 3 |
| Fastest Section Time (Section) | 0:10.93 (400-200) |
| Top Speed [km/h] (Section) | 68.7 (400-200) |
| Race State | PUBLISHED |



Townsville QLD --Professional-2026-07-05
 Race 1: WOODFORD RESERVE QTIS Three-Year-Old
 Handicap - 1200m
 05 July 2026 - 12:29PM
 Track Rating: Good 4, Weather: Fine, Rail Position: +4m 1000m-W/Post,
 +2m Remainder



| Section | L1200 | L1000 | L800 | L600 | L400 | L200 |
|------------------------|----------------------|----------------------|----------------------|----------------------|----------------------|----------------------|
| Section Times | 1:11.64 (0:15.60) | 0:56.04 (0:11.23) | 0:44.81 (0:11.38) | 0:33.44 (0:10.98) | 0:22.46 (0:10.93) | 0:11.53 (0:11.53) |
| Average Speed [km/h] | 51.1 | 63.9 | 63.8 | 66.4 | 66.2 | 62.5 |
| Top Speed [km/h] | 62.9 | 67.0 | 66.7 | 66.8 | 68.7 | 64.8 |
| Avg. Dist. to Rail [m] | 3.7 | 0.8 | 1.5 | 2.8 | 2.9 | 4.7 |
| Avg. Stride Freq. [Hz] | 2.5 | 2.4 | 2.4 | 2.5 | 2.5 | 2.4 |
| Avg. Stride Length [m] | 6.3 | 7.3 | 7.4 | 7.6 | 7.6 | 7.3 |



- [] Ranking at each section and finish
- :-:- No data available at this section
- NA No data available

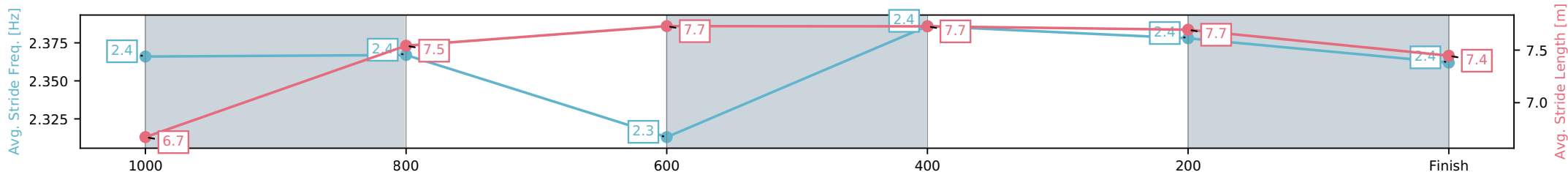
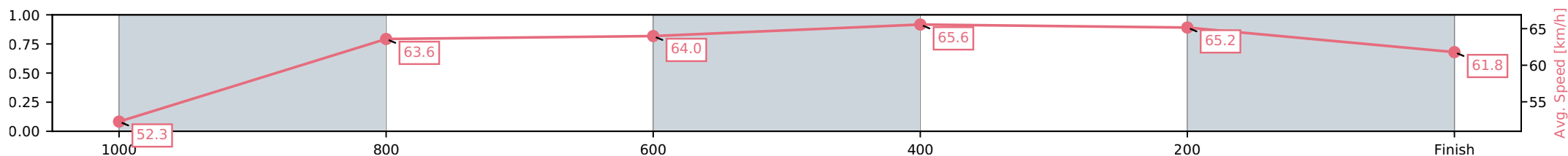
| | |
|--------------------------------|------------------------------|
| Horse/Jockey Name | Mister Doobee/Lacey Morrison |
| Finish Rank | 4 |
| Fastest Section Time (Section) | 0:11.07 (400-200) |
| Top Speed [km/h] (Section) | 66.6 (400-200) |
| Race State | PUBLISHED |



Townsville QLD --Professional-2026-07-05
 Race 1: WOODFORD RESERVE QTIS Three-Year-Old
 Handicap - 1200m
 05 July 2026 - 12:29PM
 Track Rating: Good 4, Weather: Fine, Rail Position: +4m 1000m-W/Post,
 +2m Remainder



| Section | L1200 | L1000 | L800 | L600 | L400 | L200 |
|------------------------|----------------------|----------------------|----------------------|----------------------|----------------------|----------------------|
| Section Times | 1:11.69 (0:15.17) | 0:56.52 (0:11.34) | 0:45.18 (0:11.30) | 0:33.87 (0:11.10) | 0:22.77 (0:11.07) | 0:11.70 (0:11.70) |
| Average Speed [km/h] | 52.3 | 63.6 | 64.0 | 65.6 | 65.2 | 61.8 |
| Top Speed [km/h] | 62.9 | 64.7 | 65.8 | 66.0 | 66.6 | 63.8 |
| Avg. Dist. to Rail [m] | 6.5 | 0.6 | 1.2 | 2.0 | 1.9 | 1.6 |
| Avg. Stride Freq. [Hz] | 2.4 | 2.4 | 2.3 | 2.4 | 2.4 | 2.4 |
| Avg. Stride Length [m] | 6.7 | 7.5 | 7.7 | 7.7 | 7.7 | 7.4 |



- [] Ranking at each section and finish
- :-:- No data available at this section
- NA No data available

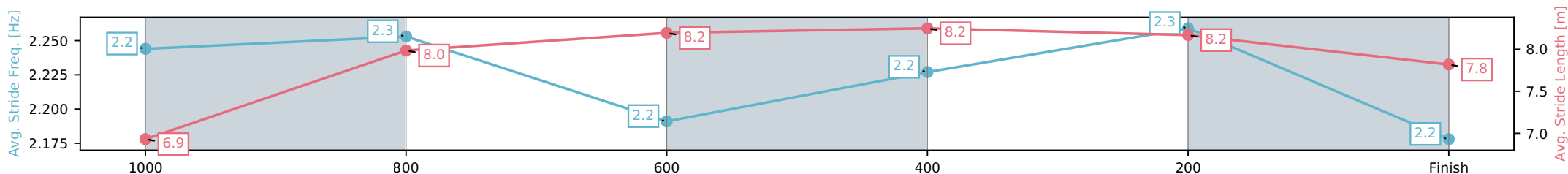
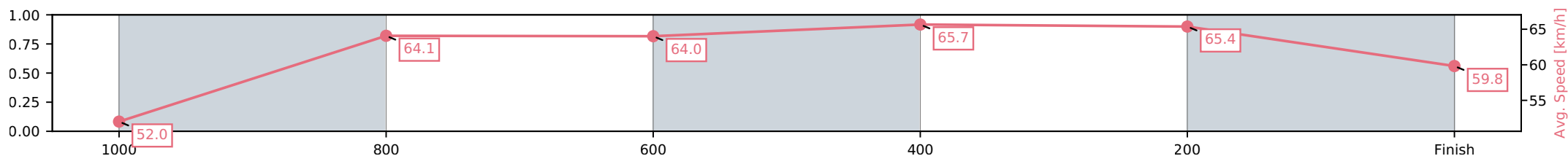
| | |
|--------------------------------|-------------------|
| Horse/Jockey Name | Toranaga/Ivo Fry |
| Finish Rank | 6 |
| Fastest Section Time (Section) | 0:11.04 (600-400) |
| Top Speed [km/h] (Section) | 66.4 (400-200) |
| Race State | PUBLISHED |



Townsville QLD --Professional-2026-07-05
 Race 1: WOODFORD RESERVE QTIS Three-Year-Old
 Handicap - 1200m
 05 July 2026 - 12:29PM
 Track Rating: Good 4, Weather: Fine, Rail Position: +4m 1000m-W/Post,
 +2m Remainder



| Section | L1200 | L1000 | L800 | L600 | L400 | L200 |
|------------------------|----------------------|----------------------|----------------------|----------------------|----------------------|----------------------|
| Section Times | 1:11.84 (0:15.25) | 0:56.59 (0:11.16) | 0:45.43 (0:11.26) | 0:34.17 (0:11.04) | 0:23.13 (0:11.06) | 0:12.07 (0:12.07) |
| Average Speed [km/h] | 52.0 | 64.1 | 64.0 | 65.7 | 65.4 | 59.8 |
| Top Speed [km/h] | 62.9 | 65.4 | 65.2 | 66.2 | 66.4 | 64.2 |
| Avg. Dist. to Rail [m] | 4.8 | 1.0 | 0.8 | 1.4 | 1.1 | 1.1 |
| Avg. Stride Freq. [Hz] | 2.2 | 2.3 | 2.2 | 2.2 | 2.3 | 2.2 |
| Avg. Stride Length [m] | 6.9 | 8.0 | 8.2 | 8.2 | 8.2 | 7.8 |



- [] Ranking at each section and finish
- :-:- No data available at this section
- NA No data available

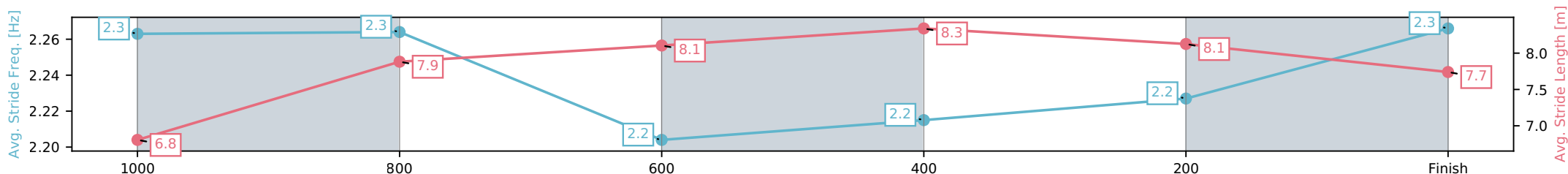
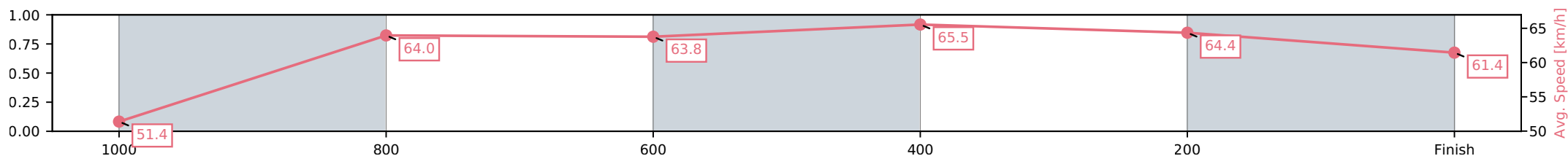
| | |
|--------------------------------|--------------------------|
| Horse/Jockey Name | Chatsworth/Nathan Thomas |
| Finish Rank | 7 |
| Fastest Section Time (Section) | 0:11.05 (600-400) |
| Top Speed [km/h] (Section) | 66.3 (600-400) |
| Race State | PUBLISHED |



Townsville QLD --Professional-2026-07-05
 Race 1: WOODFORD RESERVE QTIS Three-Year-Old Handicap - 1200m
 05 July 2026 - 12:29PM
 Track Rating: Good 4, Weather: Fine, Rail Position: +4m 1000m-W/Post, +2m Remainder



| Section | L1200 | L1000 | L800 | L600 | L400 | L200 |
|------------------------|----------------------|----------------------|----------------------|----------------------|----------------------|----------------------|
| Section Times | 1:12.08 (0:15.41) | 0:56.67 (0:11.28) | 0:45.39 (0:11.37) | 0:34.03 (0:11.05) | 0:22.98 (0:11.21) | 0:11.76 (0:11.76) |
| Average Speed [km/h] | 51.4 | 64.0 | 63.8 | 65.5 | 64.4 | 61.4 |
| Top Speed [km/h] | 61.8 | 66.3 | 66.2 | 66.3 | 65.6 | 64.0 |
| Avg. Dist. to Rail [m] | 3.2 | 1.2 | 1.4 | 1.4 | 1.1 | 1.2 |
| Avg. Stride Freq. [Hz] | 2.3 | 2.3 | 2.2 | 2.2 | 2.2 | 2.3 |
| Avg. Stride Length [m] | 6.8 | 7.9 | 8.1 | 8.3 | 8.1 | 7.7 |



- [] Ranking at each section and finish
- :-:- No data available at this section
- NA No data available



Townsville QLD

Race 2: NAIDOC CELEBRATION RACE Maiden Handicap (QTIS bonuses applicable 2&3YO's only) - 1400m

05 July 2026 - 1:09PM

Track Rating: Good 4, Weather: Fine, Rail Position: +4m 1000m-W/Post, +2m Remainder



Field Times (Race Tempo) 1:24.00 (0:14.16) 1:09.84 (0:10.66) 0:59.18 (0:11.28) 0:47.91 (0:11.43) 0:36.48 (0:11.50) 0:24.98 (0:12.05) 0:12.92 (0:12.92)

| Rank | TAB# | Horse | Overall Time | First 400m | Top Speed km/h (Section) | L1400 | L1200 | L1000 | L800 | L600 | L400 | L200 | |
|------|--------|----------------|---------------|------------|--------------------------|--------------|-------------|-------------|-------------|-------------|--------------|--------------|--|
| | (BAR#) | Jockey | Margin (DT-W) | Last 600m | Fastest Section (Time) | Start - 1200 | 1200 - 1000 | 1000 - 800 | 800 - 600 | 600 - 400 | 400 - 200 | 200 - Finish | |
| 11 | 6 | Tutu Toulouse | 1:24.86 | 0:25.63 | 65.8 (1200-1000) | 1:24.86 | 1:10.36 [9] | 0:59.23 [8] | 0:47.96 [7] | 0:36.34 [7] | 0:24.59 [10] | 0:12.71 [11] | |
| | (3) | Lacey Morrison | 5.1L (-1) | 0:36.34 | 1200-1000 (0:11.13) | (0:14.50) | (0:11.13) | (0:11.27) | (0:11.61) | (0:11.75) | (0:11.88) | (0:12.71) | |

Scratched: Prince Pier (#1)

Report Created: Sun 05 July 2026

(Note: Races are conducted over an approximate distance as close as possible to the advertised distance, and recorded data may vary accordingly. Official times refer to race times only and do not include handicap times.)

[] Position in running at each section and finish TAB# Saddle cloth number
 -:-:- No data available at this section BAR# Barrier/Gate Position
 NA No data available DNF Did not finish
 DNT Did not track DT-W Distance travelled compared to winner in metres

Fastest split
 Fastest section

data processed by **TRIPLESDATA**

| | |
|--------------------------------|---------------------------------|
| Horse/Jockey Name | Small Town Hussler/Ryan Wiggins |
| Finish Rank | 1 |
| Fastest Section Time (Section) | 0:10.97 (1200-1000) |
| Top Speed [km/h] (Section) | 66.2 (1200-1000) |
| Race State | PUBLISHED |



Townsville QLD --Professional-2026-07-05

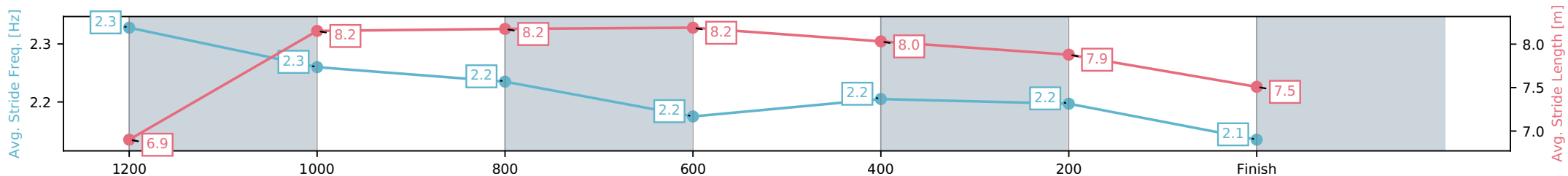
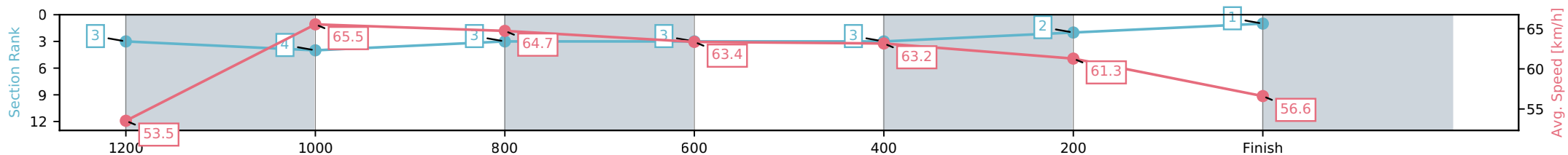
Race 2: NAIDOC CELEBRATION RACE Maiden Handicap
(QTIS bonuses applicable 2&3YO's only) - 1400m

05 July 2026 - 1:09PM

Track Rating: Good 4, Weather: Fine, Rail Position: +4m 1000m-W/Post,
+2m Remainder



| Section | L1400 | L1200 | L1000 | L800 | L600 | L400 | L200 |
|------------------------|----------------------|--------------------------|--------------------------|--------------------------|--------------------------|--------------------------|--------------------------|
| Section Times | 1:24.00 (0:14.18) | 1:09.82 [3] (0:10.97) | 0:58.85 [4] (0:11.12) | 0:47.73 [3] (0:11.59) | 0:36.14 [3] (0:11.60) | 0:24.54 [3] (0:11.83) | 0:12.71 [2] (0:12.71) |
| Average Speed [km/h] | 53.5 | 65.5 | 64.7 | 63.4 | 63.2 | 61.3 | 56.6 |
| Top Speed [km/h] | 65.5 | 66.2 | 65.9 | 64.0 | 64.1 | 63.8 | 58.5 |
| Avg. Dist. to Rail [m] | 4.3 | 0.9 | 1.6 | 3.9 | 3.7 | 5.3 | 7.0 |
| Avg. Stride Freq. [Hz] | 2.3 | 2.3 | 2.2 | 2.2 | 2.2 | 2.2 | 2.1 |
| Avg. Stride Length [m] | 6.9 | 8.2 | 8.2 | 8.2 | 8.0 | 7.9 | 7.5 |



- [] Ranking at each section and finish
- :-:- No data available at this section
- NA No data available

| | |
|--------------------------------|---------------------|
| Horse/Jockey Name | Okay Zoomer/Ivo Fry |
| Finish Rank | 2 |
| Fastest Section Time (Section) | 0:11.22 (1200-1000) |
| Top Speed [km/h] (Section) | 65.9 (600-400) |
| Race State | PUBLISHED |



Townsville QLD --Professional-2026-07-05

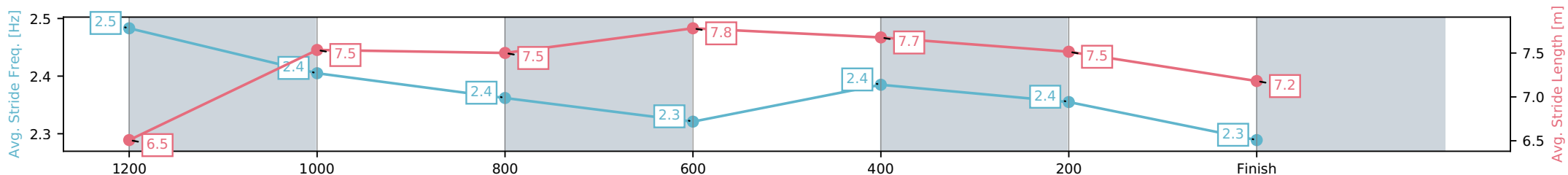
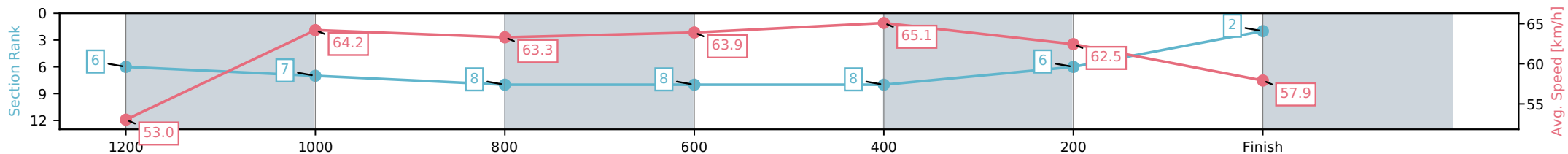
Race 2: NAIDOC CELEBRATION RACE Maiden Handicap
(QTIS bonuses applicable 2&3YO's only) - 1400m

05 July 2026 - 1:09PM

Track Rating: Good 4, Weather: Fine, Rail Position: +4m 1000m-W/Post,
+2m Remainder



| Section | L1400 | L1200 | L1000 | L800 | L600 | L400 | L200 |
|------------------------|----------------------|--------------------------|--------------------------|--------------------------|--------------------------|--------------------------|--------------------------|
| Section Times | 1:24.07 (0:14.34) | 1:09.73 [6] (0:11.22) | 0:58.51 [7] (0:11.47) | 0:47.04 [8] (0:11.52) | 0:35.52 [8] (0:11.43) | 0:24.10 [8] (0:11.64) | 0:12.45 [6] (0:12.45) |
| Average Speed [km/h] | 53.0 | 64.2 | 63.3 | 63.9 | 65.1 | 62.5 | 57.9 |
| Top Speed [km/h] | 64.9 | 65.9 | 65.3 | 65.1 | 65.9 | 64.2 | 59.6 |
| Avg. Dist. to Rail [m] | 9.4 | 2.9 | 1.5 | 4.7 | 6.6 | 6.3 | 7.8 |
| Avg. Stride Freq. [Hz] | 2.5 | 2.4 | 2.4 | 2.3 | 2.4 | 2.4 | 2.3 |
| Avg. Stride Length [m] | 6.5 | 7.5 | 7.5 | 7.8 | 7.7 | 7.5 | 7.2 |



- [] Ranking at each section and finish
- :-:- No data available at this section
- NA No data available

| | |
|--------------------------------|---------------------|
| Horse/Jockey Name | Alvin/Chelsea Jokic |
| Finish Rank | 3 |
| Fastest Section Time (Section) | 0:10.63 (1200-1000) |
| Top Speed [km/h] (Section) | 68.8 (1200-1000) |
| Race State | PUBLISHED |



Townsville QLD --Professional-2026-07-05

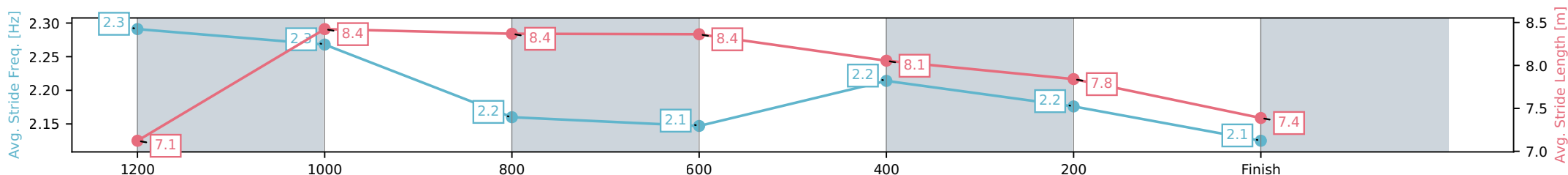
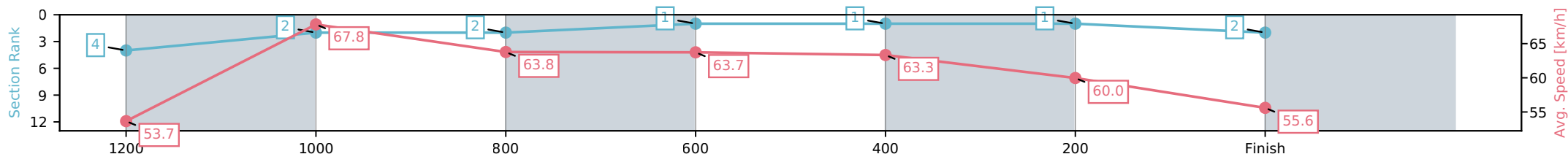
Race 2: NAIDOC CELEBRATION RACE Maiden Handicap
(QTIS bonuses applicable 2&3YO's only) - 1400m

05 July 2026 - 1:09PM

Track Rating: Good 4, Weather: Fine, Rail Position: +4m 1000m-W/Post,
+2m Remainder



| Section | L1400 | L1200 | L1000 | L800 | L600 | L400 | L200 |
|------------------------|----------------------|--------------------------|--------------------------|--------------------------|--------------------------|--------------------------|--------------------------|
| Section Times | 1:24.07 (0:14.20) | 1:09.87 [4] (0:10.63) | 0:59.24 [2] (0:11.30) | 0:47.94 [2] (0:11.39) | 0:36.55 [1] (0:11.50) | 0:25.04 [1] (0:12.06) | 0:12.99 [1] (0:12.99) |
| Average Speed [km/h] | 53.7 | 67.8 | 63.8 | 63.7 | 63.3 | 60.0 | 55.6 |
| Top Speed [km/h] | 67.8 | 68.8 | 65.5 | 64.0 | 64.1 | 62.8 | 56.8 |
| Avg. Dist. to Rail [m] | 11.3 | 3.0 | 1.4 | 1.6 | 2.3 | 3.4 | 5.3 |
| Avg. Stride Freq. [Hz] | 2.3 | 2.3 | 2.2 | 2.1 | 2.2 | 2.2 | 2.1 |
| Avg. Stride Length [m] | 7.1 | 8.4 | 8.4 | 8.4 | 8.1 | 7.8 | 7.4 |



- [] Ranking at each section and finish
- :-:- No data available at this section
- NA No data available

| | |
|--------------------------------|----------------------------|
| Horse/Jockey Name | Power Cruise/Olivia Kendal |
| Finish Rank | 4 |
| Fastest Section Time (Section) | 0:11.08 (1200-1000) |
| Top Speed [km/h] (Section) | 66.2 (1200-1000) |
| Race State | PUBLISHED |



Townsville QLD --Professional-2026-07-05

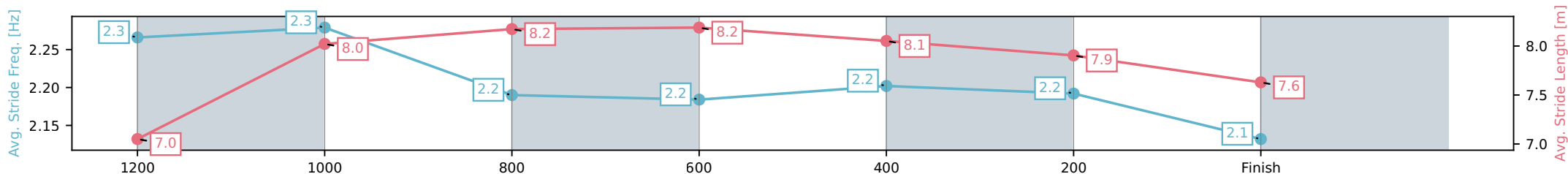
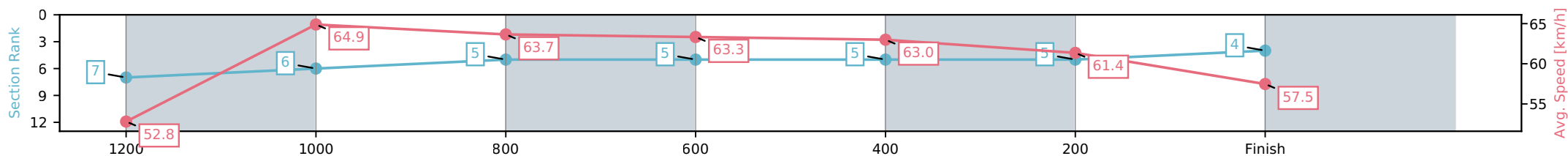
Race 2: NAIDOC CELEBRATION RACE Maiden Handicap
(QTIS bonuses applicable 2&3YO's only) - 1400m

05 July 2026 - 1:09PM

Track Rating: Good 4, Weather: Fine, Rail Position: +4m 1000m-W/Post,
+2m Remainder



| Section | L1400 | L1200 | L1000 | L800 | L600 | L400 | L200 |
|------------------------|----------------------|--------------------------|--------------------------|--------------------------|--------------------------|--------------------------|--------------------------|
| Section Times | 1:24.16 (0:14.40) | 1:09.76 [7] (0:11.08) | 0:58.68 [6] (0:11.25) | 0:47.43 [5] (0:11.45) | 0:35.98 [5] (0:11.58) | 0:24.40 [5] (0:11.78) | 0:12.61 [5] (0:12.61) |
| Average Speed [km/h] | 52.8 | 64.9 | 63.7 | 63.3 | 63.0 | 61.4 | 57.5 |
| Top Speed [km/h] | 65.6 | 66.2 | 64.4 | 64.3 | 63.8 | 63.0 | 60.0 |
| Avg. Dist. to Rail [m] | 2.2 | 1.0 | 1.2 | 1.6 | 2.6 | 3.0 | 2.9 |
| Avg. Stride Freq. [Hz] | 2.3 | 2.3 | 2.2 | 2.2 | 2.2 | 2.2 | 2.1 |
| Avg. Stride Length [m] | 7.0 | 8.0 | 8.2 | 8.2 | 8.1 | 7.9 | 7.6 |



- [] Ranking at each section and finish
- :-:- No data available at this section
- NA No data available

| | |
|--------------------------------|---------------------------|
| Horse/Jockey Name | Roth Authority/Aidan Holt |
| Finish Rank | 5 |
| Fastest Section Time (Section) | 0:11.14 (1200-1000) |
| Top Speed [km/h] (Section) | 66.1 (1400 - 1200) |
| Race State | PUBLISHED |



Townsville QLD --Professional-2026-07-05

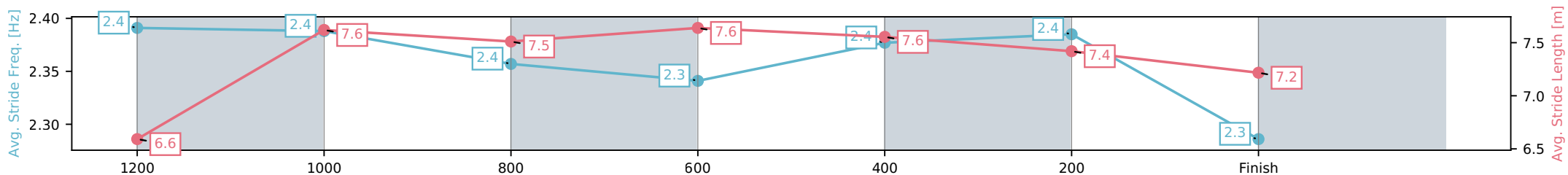
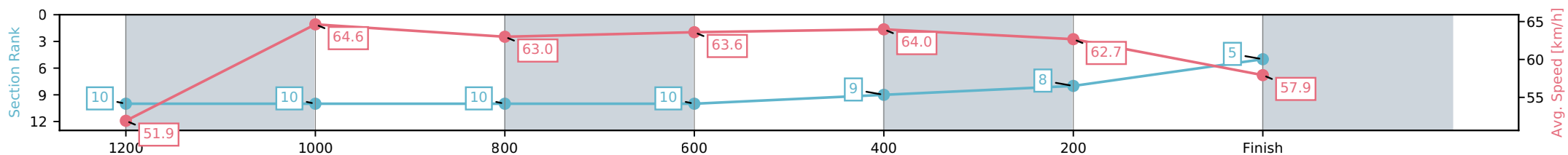
Race 2: NAIDOC CELEBRATION RACE Maiden Handicap
(QTIS bonuses applicable 2&3YO's only) - 1400m

05 July 2026 - 1:09PM

Track Rating: Good 4, Weather: Fine, Rail Position: +4m 1000m-W/Post,
+2m Remainder



| Section | L1400 | L1200 | L1000 | L800 | L600 | L400 | L200 |
|------------------------|----------------------|---------------------------|---------------------------|---------------------------|---------------------------|--------------------------|--------------------------|
| Section Times | 1:24.19 (0:14.67) | 1:09.52 [10] (0:11.14) | 0:58.38 [10] (0:11.47) | 0:46.91 [10] (0:11.48) | 0:35.43 [10] (0:11.38) | 0:24.06 [9] (0:11.55) | 0:12.50 [8] (0:12.50) |
| Average Speed [km/h] | 51.9 | 64.6 | 63.0 | 63.6 | 64.0 | 62.7 | 57.9 |
| Top Speed [km/h] | 66.1 | 65.5 | 64.2 | 65.9 | 64.7 | 65.0 | 60.6 |
| Avg. Dist. to Rail [m] | 6.7 | 0.5 | 1.3 | 3.0 | 2.3 | 3.9 | 6.3 |
| Avg. Stride Freq. [Hz] | 2.4 | 2.4 | 2.4 | 2.3 | 2.4 | 2.4 | 2.3 |
| Avg. Stride Length [m] | 6.6 | 7.6 | 7.5 | 7.6 | 7.6 | 7.4 | 7.2 |



- [] Ranking at each section and finish
- :-:- No data available at this section
- NA No data available

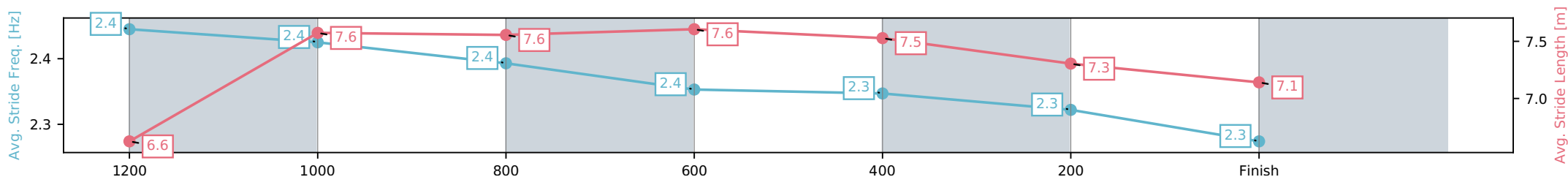
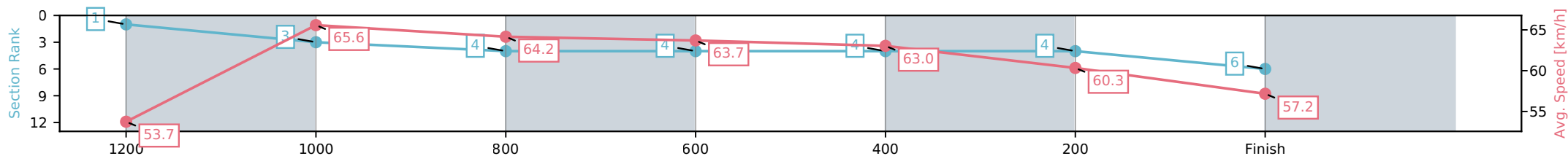
| | |
|--------------------------------|---|
| Horse/Jockey Name | Ballandella Street/Raul Silvera Olivera |
| Finish Rank | 6 |
| Fastest Section Time (Section) | 0:10.98 (1200-1000) |
| Top Speed [km/h] (Section) | 66.9 (1200-1000) |
| Race State | PUBLISHED |



Townsville QLD --Professional-2026-07-05
 Race 2: NAIDOC CELEBRATION RACE Maiden Handicap
 (QTIS bonuses applicable 2&3YO's only) - 1400m
 05 July 2026 - 1:09PM
 Track Rating: Good 4, Weather: Fine, Rail Position: +4m 1000m-W/Post,
 +2m Remainder



| Section | L1400 | L1200 | L1000 | L800 | L600 | L400 | L200 |
|------------------------|----------------------|--------------------------|--------------------------|--------------------------|--------------------------|--------------------------|--------------------------|
| Section Times | 1:24.25 (0:14.16) | 1:10.09 [1] (0:10.98) | 0:59.11 [3] (0:11.26) | 0:47.85 [4] (0:11.52) | 0:36.33 [4] (0:11.64) | 0:24.69 [4] (0:11.99) | 0:12.70 [4] (0:12.70) |
| Average Speed [km/h] | 53.7 | 65.6 | 64.2 | 63.7 | 63.0 | 60.3 | 57.2 |
| Top Speed [km/h] | 65.1 | 66.9 | 66.2 | 65.1 | 64.4 | 61.6 | 59.5 |
| Avg. Dist. to Rail [m] | 5.3 | 1.1 | 1.7 | 4.0 | 3.8 | 4.2 | 4.6 |
| Avg. Stride Freq. [Hz] | 2.4 | 2.4 | 2.4 | 2.4 | 2.3 | 2.3 | 2.3 |
| Avg. Stride Length [m] | 6.6 | 7.6 | 7.6 | 7.6 | 7.5 | 7.3 | 7.1 |



- [] Ranking at each section and finish
- :-:- No data available at this section
- NA No data available

| | |
|--------------------------------|----------------------|
| Horse/Jockey Name | Volare/Nathan Thomas |
| Finish Rank | 7 |
| Fastest Section Time (Section) | 0:11.20 (1200-1000) |
| Top Speed [km/h] (Section) | 66.1 (600-400) |
| Race State | PUBLISHED |



Townsville QLD --Professional-2026-07-05

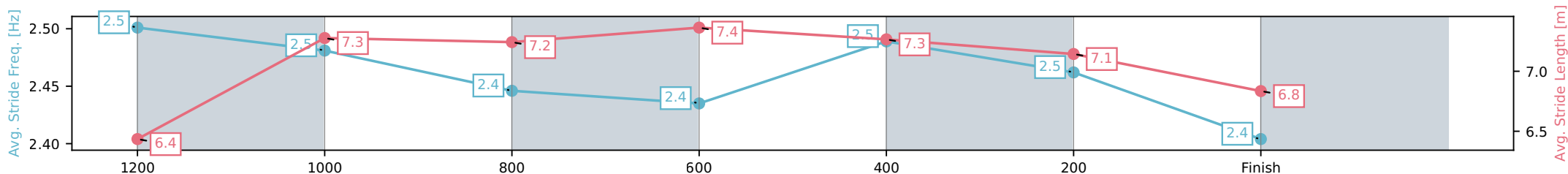
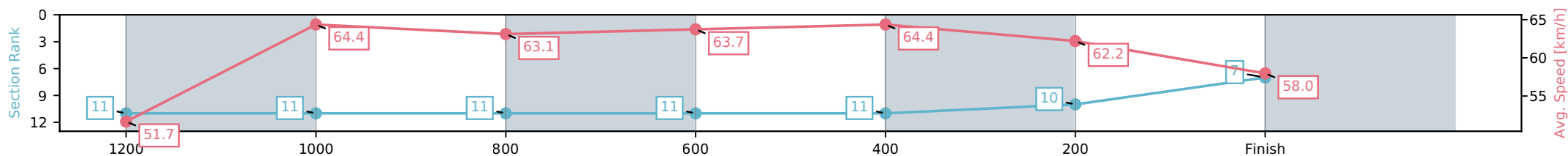
Race 2: NAIDOC CELEBRATION RACE Maiden Handicap
(QTIS bonuses applicable 2&3YO's only) - 1400m

05 July 2026 - 1:09PM

Track Rating: Good 4, Weather: Fine, Rail Position: +4m 1000m-W/Post,
+2m Remainder



| Section | L1400 | L1200 | L1000 | L800 | L600 | L400 | L200 |
|------------------------|----------------------|---------------------------|---------------------------|---------------------------|---------------------------|---------------------------|---------------------------|
| Section Times | 1:24.39 (0:14.70) | 1:09.69 [11] (0:11.20) | 0:58.49 [11] (0:11.48) | 0:47.01 [11] (0:11.44) | 0:35.57 [11] (0:11.48) | 0:24.09 [11] (0:11.66) | 0:12.43 [10] (0:12.43) |
| Average Speed [km/h] | 51.7 | 64.4 | 63.1 | 63.7 | 64.4 | 62.2 | 58.0 |
| Top Speed [km/h] | 64.3 | 65.2 | 64.6 | 65.3 | 66.1 | 63.6 | 60.5 |
| Avg. Dist. to Rail [m] | 7.6 | 1.6 | 1.2 | 3.0 | 4.9 | 4.2 | 7.4 |
| Avg. Stride Freq. [Hz] | 2.5 | 2.5 | 2.4 | 2.4 | 2.5 | 2.5 | 2.4 |
| Avg. Stride Length [m] | 6.4 | 7.3 | 7.2 | 7.4 | 7.3 | 7.1 | 6.8 |



- [] Ranking at each section and finish
- :-:- No data available at this section
- NA No data available

| | |
|--------------------------------|----------------------|
| Horse/Jockey Name | Onoma/Chris Whiteley |
| Finish Rank | 8 |
| Fastest Section Time (Section) | 0:11.22 (1200-1000) |
| Top Speed [km/h] (Section) | 66.9 (600-400) |
| Race State | PUBLISHED |



Townsville QLD --Professional-2026-07-05

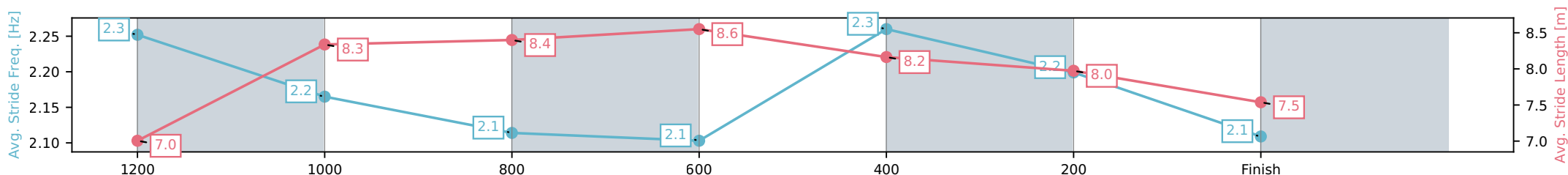
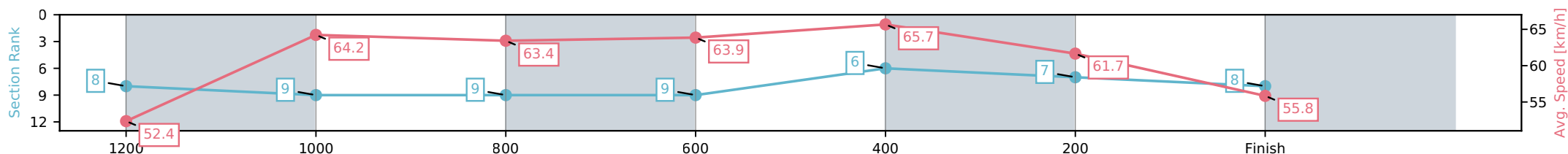
Race 2: NAIDOC CELEBRATION RACE Maiden Handicap
(QTIS bonuses applicable 2&3YO's only) - 1400m

05 July 2026 - 1:09PM

Track Rating: Good 4, Weather: Fine, Rail Position: +4m 1000m-W/Post,
+2m Remainder



| Section | L1400 | L1200 | L1000 | L800 | L600 | L400 | L200 |
|------------------------|----------------------|--------------------------|--------------------------|--------------------------|--------------------------|--------------------------|--------------------------|
| Section Times | 1:24.56 (0:14.50) | 1:10.06 [8] (0:11.22) | 0:58.84 [9] (0:11.46) | 0:47.37 [9] (0:11.44) | 0:35.94 [9] (0:11.26) | 0:24.68 [6] (0:11.80) | 0:12.88 [7] (0:12.88) |
| Average Speed [km/h] | 52.4 | 64.2 | 63.4 | 63.9 | 65.7 | 61.7 | 55.8 |
| Top Speed [km/h] | 64.2 | 65.8 | 64.9 | 65.0 | 66.9 | 64.5 | 58.6 |
| Avg. Dist. to Rail [m] | 6.6 | 2.3 | 2.0 | 3.3 | 5.3 | 7.1 | 8.6 |
| Avg. Stride Freq. [Hz] | 2.3 | 2.2 | 2.1 | 2.1 | 2.3 | 2.2 | 2.1 |
| Avg. Stride Length [m] | 7.0 | 8.3 | 8.4 | 8.6 | 8.2 | 8.0 | 7.5 |



- [] Ranking at each section and finish
- :-:- No data available at this section
- NA No data available

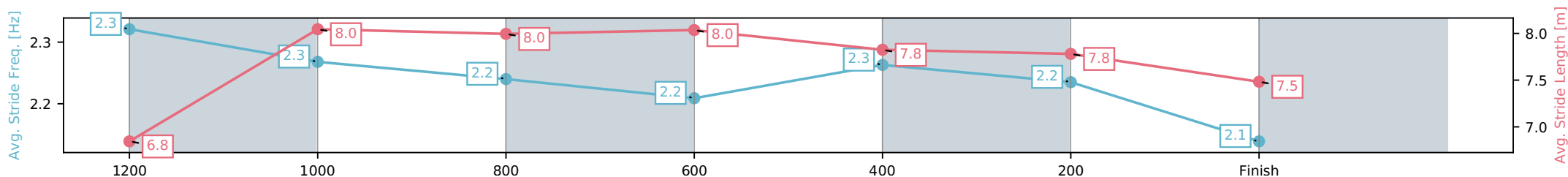
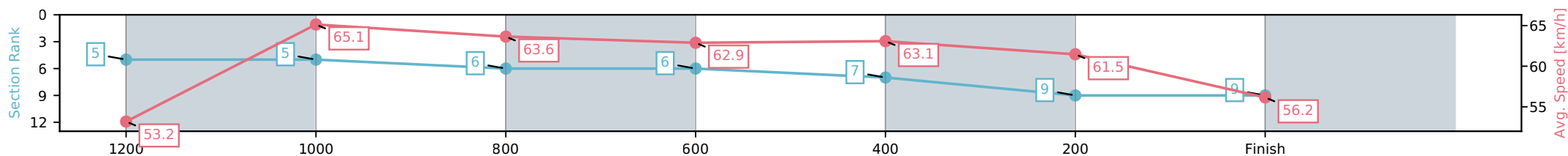
| | |
|--------------------------------|------------------------------|
| Horse/Jockey Name | Trusting Star/Fiona Sandkuhl |
| Finish Rank | 9 |
| Fastest Section Time (Section) | 0:11.06 (1200-1000) |
| Top Speed [km/h] (Section) | 66.4 (1200-1000) |
| Race State | PUBLISHED |



Townsville QLD --Professional-2026-07-05
 Race 2: NAIDOC CELEBRATION RACE Maiden Handicap
 (QTIS bonuses applicable 2&3YO's only) - 1400m
 05 July 2026 - 1:09PM
 Track Rating: Good 4, Weather: Fine, Rail Position: +4m 1000m-W/Post,
 +2m Remainder



| Section | L1400 | L1200 | L1000 | L800 | L600 | L400 | L200 |
|------------------------|----------------------|--------------------------|--------------------------|--------------------------|--------------------------|--------------------------|--------------------------|
| Section Times | 1:24.61 (0:14.29) | 1:10.32 [5] (0:11.06) | 0:59.26 [5] (0:11.39) | 0:47.87 [6] (0:11.61) | 0:36.26 [6] (0:11.58) | 0:24.68 [7] (0:11.77) | 0:12.91 [9] (0:12.91) |
| Average Speed [km/h] | 53.2 | 65.1 | 63.6 | 62.9 | 63.1 | 61.5 | 56.2 |
| Top Speed [km/h] | 64.3 | 66.4 | 64.3 | 63.8 | 63.7 | 62.7 | 58.9 |
| Avg. Dist. to Rail [m] | 6.6 | 2.3 | 1.4 | 3.1 | 2.8 | 4.0 | 4.9 |
| Avg. Stride Freq. [Hz] | 2.3 | 2.3 | 2.2 | 2.2 | 2.3 | 2.2 | 2.1 |
| Avg. Stride Length [m] | 6.8 | 8.0 | 8.0 | 8.0 | 7.8 | 7.8 | 7.5 |



- [] Ranking at each section and finish
- :-:- No data available at this section
- NA No data available

| | |
|--------------------------------|-------------------------|
| Horse/Jockey Name | Mo Spirit/Tahlia Fenlon |
| Finish Rank | 10 |
| Fastest Section Time (Section) | 0:10.65 (1200-1000) |
| Top Speed [km/h] (Section) | 68.7 (1200-1000) |
| Race State | PUBLISHED |



Townsville QLD --Professional-2026-07-05

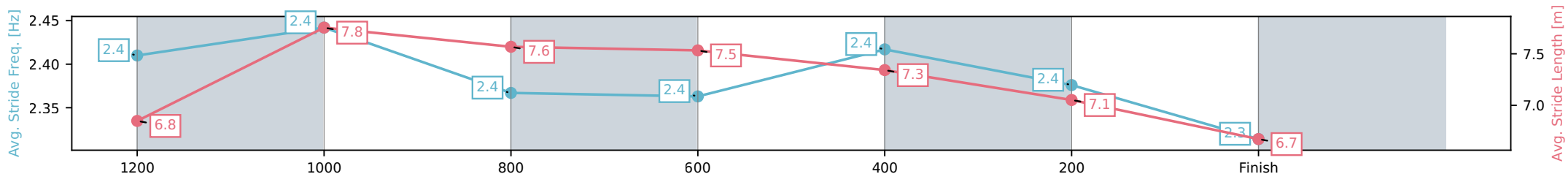
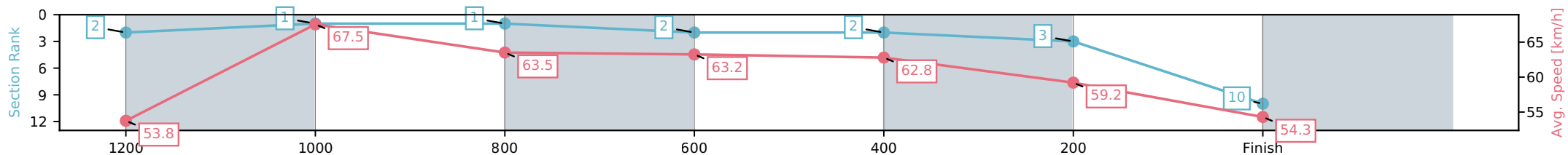
Race 2: NAIDOC CELEBRATION RACE Maiden Handicap
(QTIS bonuses applicable 2&3YO's only) - 1400m

05 July 2026 - 1:09PM

Track Rating: Good 4, Weather: Fine, Rail Position: +4m 1000m-W/Post,
+2m Remainder



| Section | L1400 | L1200 | L1000 | L800 | L600 | L400 | L200 |
|------------------------|----------------------|--------------------------|--------------------------|--------------------------|--------------------------|--------------------------|--------------------------|
| Section Times | 1:24.62 (0:14.17) | 1:10.45 [2] (0:10.65) | 0:59.80 [1] (0:11.28) | 0:48.53 [1] (0:11.48) | 0:37.05 [2] (0:11.54) | 0:25.50 [2] (0:12.19) | 0:13.31 [3] (0:13.31) |
| Average Speed [km/h] | 53.8 | 67.5 | 63.5 | 63.2 | 62.8 | 59.2 | 54.3 |
| Top Speed [km/h] | 66.5 | 68.7 | 65.6 | 64.2 | 64.5 | 61.4 | 56.8 |
| Avg. Dist. to Rail [m] | 6.1 | 1.1 | 1.8 | 1.9 | 1.3 | 1.5 | 2.6 |
| Avg. Stride Freq. [Hz] | 2.4 | 2.4 | 2.4 | 2.4 | 2.4 | 2.4 | 2.3 |
| Avg. Stride Length [m] | 6.8 | 7.8 | 7.6 | 7.5 | 7.3 | 7.1 | 6.7 |



- [] Ranking at each section and finish
- :-:- No data available at this section
- NA No data available

| | |
|--------------------------------|------------------------------|
| Horse/Jockey Name | Tutu Toulouse/Lacey Morrison |
| Finish Rank | 11 |
| Fastest Section Time (Section) | 0:11.13 (1200-1000) |
| Top Speed [km/h] (Section) | 65.8 (1200-1000) |
| Race State | PUBLISHED |



Townsville QLD --Professional-2026-07-05

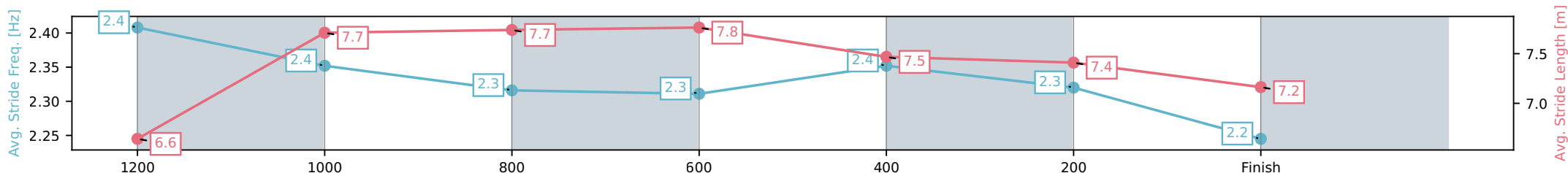
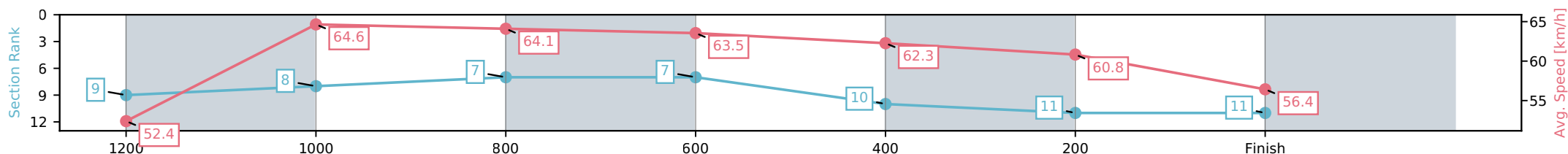
Race 2: NAIDOC CELEBRATION RACE Maiden Handicap
(QTIS bonuses applicable 2&3YO's only) - 1400m

05 July 2026 - 1:09PM

Track Rating: Good 4, Weather: Fine, Rail Position: +4m 1000m-W/Post,
+2m Remainder



| Section | L1400 | L1200 | L1000 | L800 | L600 | L400 | L200 |
|------------------------|----------------------|--------------------------|--------------------------|--------------------------|--------------------------|---------------------------|---------------------------|
| Section Times | 1:24.86 (0:14.50) | 1:10.36 [9] (0:11.13) | 0:59.23 [8] (0:11.27) | 0:47.96 [7] (0:11.61) | 0:36.34 [7] (0:11.75) | 0:24.59 [10] (0:11.88) | 0:12.71 [11] (0:12.71) |
| Average Speed [km/h] | 52.4 | 64.6 | 64.1 | 63.5 | 62.3 | 60.8 | 56.4 |
| Top Speed [km/h] | 64.1 | 65.8 | 65.8 | 65.3 | 62.8 | 62.8 | 58.8 |
| Avg. Dist. to Rail [m] | 4.3 | 1.1 | 2.0 | 5.1 | 3.5 | 2.6 | 3.3 |
| Avg. Stride Freq. [Hz] | 2.4 | 2.4 | 2.3 | 2.3 | 2.4 | 2.3 | 2.2 |
| Avg. Stride Length [m] | 6.6 | 7.7 | 7.7 | 7.8 | 7.5 | 7.4 | 7.2 |



- [] Ranking at each section and finish
- :-:- No data available at this section
- NA No data available



Townsville QLD
 Race 3: TRIPLE M TOWNSVILLE Class 3 Handicap - 1609m
 05 July 2026 - 1:50PM



Track Rating: Good 4, Weather: Fine, Rail Position: +4m 1000m-W/Post, +2m Remainder

Field Times (Race Tempo) 1:38.57 (0:15.98) 1:22.59 (0:11.69) 1:10.90 (0:12.07) 0:58.83 (0:12.16) 0:46.67 (0:11.51) 0:35.16 (0:11.45) 0:23.71 (0:11.51) 0:12.20 (0:12.20)

| Rank | TAB# | Horse | Overall Time | First 400m | Top Speed km/h (Section) | L1609 | L1400 | L1200 | L1000 | L800 | L600 | L400 | L200 |
|------|--------|------------------|---------------|------------|--------------------------|--------------|--------------|--------------|--------------|--------------|--------------|--------------|--------------|
| | (BAR#) | Jockey | Margin (DT-W) | Last 600m | Fastest Section (Time) | Start - 1400 | 1400 - 1200 | 1200 - 1000 | 1000 - 800 | 800 - 600 | 600 - 400 | 400 - 200 | 200 - Finish |
| 1 | 1 | Ready Tiger | 1:38.57 | 0:27.74 | 64.8 (800-600) | 1:38.57 | 1:22.24 [6] | 1:10.33 [3] | 0:58.61 [2] | 0:46.55 [2] | 0:35.11 [2] | 0:23.68 [2] | 0:12.10 [2] |
| | (10) | Mitch Goring | | 0:35.12 | 600-400 (0:11.44) | (0:16.33) | (0:11.91) | 0:11.72 | (0:12.06) | (0:11.44) | (0:11.44) | (0:11.58) | (0:12.10) |
| 2 | 13 | Beta Better | 1:38.58 | 0:27.75 | 65.6 (800-600) | 1:38.58 | 1:22.55 [3] | 1:10.30 [4] | 0:58.29 [4] | 0:46.26 [4] | 0:34.86 [3] | 0:23.58 [3] | 0:12.06 [3] |
| | (11) | Chris Whiteley | 0.0L (-2) | 0:34.86 | 600-400 (0:11.28) | (0:16.03) | (0:12.25) | (0:12.01) | (0:12.02) | (0:11.40) | (0:11.28) | (0:11.52) | (0:12.06) |
| 3 | 3 | Bluebird Bay | 1:38.71 | 0:27.14 | 64.2 (600-400) | 1:38.71 | 1:22.73 [1] | 1:11.04 [1] | 0:58.97 [1] | 0:46.81 [1] | 0:35.30 [1] | 0:23.85 [1] | 0:12.34 [1] |
| | (8) | Ryan Wiggins | 0.8L (-2) | 0:35.30 | 600-400 (0:11.45) | (0:15.98) | 0:11.69 | (0:12.07) | (0:12.16) | (0:11.51) | (0:11.45) | (0:11.51) | (0:12.34) |
| 4 | 4 | Rock The Sunrise | 1:38.85 | 0:27.59 | 64.7 (600-400) | 1:38.85 | 1:22.86 [2] | 1:10.71 [2] | 0:58.74 [3] | 0:46.61 [3] | 0:35.13 [3] | 0:23.80 [5] | 0:12.26 [5] |
| | (5) | Aidan Holt | 1.6L (-6) | 0:35.13 | 600-400 (0:11.33) | (0:15.99) | (0:12.15) | (0:11.97) | (0:12.13) | (0:11.48) | (0:11.33) | (0:11.54) | (0:12.26) |
| 5 | 7 | Banxi | 1:38.88 | 0:27.88 | 67.2 (600-400) | 1:38.88 | 1:22.68 [4] | 1:10.43 [5] | 0:58.45 [5] | 0:46.40 [5] | 0:35.00 [5] | 0:23.87 [4] | 0:12.35 [4] |
| | (1) | Ben Kennedy | 1.8L (-2) | 0:35.00 | 600-400 (0:11.13) | (0:16.20) | (0:12.24) | (0:11.99) | (0:12.05) | (0:11.40) | (0:11.13) | (0:11.52) | (0:12.35) |
| 6 | 5 | Blackthorn | 1:38.89 | 0:27.97 | 66.2 (800-600) | 1:38.89 | 1:22.60 [5] | 1:10.36 [6] | 0:58.38 [6] | 0:46.34 [6] | 0:34.94 [6] | 0:23.48 [7] | 0:11.95 [8] |
| | (2) | Sean Cormack | 1.9L (+1) | 0:34.94 | 800-600 (0:11.40) | (0:16.29) | (0:12.24) | (0:11.98) | (0:12.04) | (0:11.40) | (0:11.46) | (0:11.53) | (0:11.95) |
| 7 | 12 | Betta AI | 1:38.90 | 0:28.72 | 66.0 (600-400) | 1:38.90 | 1:22.28 [9] | 1:09.63 [10] | 0:57.66 [11] | 0:45.69 [10] | 0:34.24 [10] | 0:23.17 [10] | 0:11.93 [9] |
| | (4) | Fiona Sandkuhl | 1.9L (-5) | 0:34.24 | 600-400 (0:11.07) | (0:16.62) | (0:12.65) | 0:11.96 | 0:11.97 | (0:11.45) | (0:11.07) | 0:11.24 | 0:11.93 |
| 8 | 14 | Khamis | 1:39.02 | 0:28.35 | 66.4 (600-400) | 1:39.02 | 1:22.46 [8] | 1:10.12 [8] | 0:58.25 [8] | 0:46.22 [7] | 0:34.76 [7] | 0:23.56 [8] | 0:12.26 [6] |
| | (3) | Olivia Kendal | 2.6L (-6) | 0:34.76 | 600-400 (0:11.20) | (0:16.56) | (0:12.34) | (0:11.87) | (0:12.03) | (0:11.47) | (0:11.20) | (0:11.30) | (0:12.26) |
| 9 | 11 | Convo | 1:39.04 | 0:28.25 | 67.3 (600-400) | 1:39.04 | 1:22.53 [7] | 1:10.22 [7] | 0:58.29 [7] | 0:46.20 [8] | 0:34.74 [8] | 0:23.69 [6] | 0:12.27 [7] |
| | (6) | Tahlia Fenlon | 2.8L (-3) | 0:34.74 | 600-400 (0:11.05) | (0:16.51) | (0:12.31) | (0:11.94) | (0:12.09) | (0:11.46) | (0:11.05) | (0:11.42) | (0:12.27) |
| 10 | 10 | Eclipsion | 1:39.18 | 0:28.78 | 68.2 (600-400) | 1:39.18 | 1:22.19 [11] | 1:09.85 [11] | 0:58.03 [10] | 0:45.79 [11] | 0:34.42 [11] | 0:23.49 [9] | 0:12.14 [10] |
| | (9) | Chelsea Jokic | 3.6L (+0) | 0:34.42 | 600-400 (0:10.93) | (0:16.99) | (0:12.34) | (0:11.82) | (0:12.24) | 0:11.37 | 0:10.93 | (0:11.35) | (0:12.14) |

Scratched: First Man (#2), Lone Force (#6), Hurricane Rosie (#9)

Report Created: Sun 05 July 2026

(Note: Races are conducted over an approximate distance as close as possible to the advertised distance, and recorded data may vary accordingly. Official times refer to race times only and do not include handicap times.)

[] Position in running at each section and finish
 TAB# Saddle cloth number
 -:-:- No data available at this section
 BAR# Barrier/Gate Position
 NA No data available
 DNF Did not finish
 DNT Did not track
 DT-W Distance travelled compared to winner in metres

Fastest split
 Fastest section

data processed by TRIPLESDATA



Townsville QLD
 Race 3: TRIPLE M TOWNSVILLE Class 3 Handicap - 1609m
 05 July 2026 - 1:50PM



Track Rating: Good 4, Weather: Fine, Rail Position: +4m 1000m-W/Post, +2m Remainder

Field Times (Race Tempo) 1:38.57 (0:15.98) 1:22.59 (0:11.69) 1:10.90 (0:12.07) 0:58.83 (0:12.16) 0:46.67 (0:11.51) 0:35.16 (0:11.45) 0:23.71 (0:11.51) 0:12.20 (0:12.20)

| Rank | TAB# | Horse | Overall Time | First 400m | Top Speed km/h (Section) | L1609 | L1400 | L1200 | L1000 | L800 | L600 | L400 | L200 |
|------|--------|------------------|---------------|------------|--------------------------|--------------|--------------|-------------|-------------|-------------|-------------|--------------|--------------|
| | (BAR#) | Jockey | Margin (DT-W) | Last 600m | Fastest Section (Time) | Start - 1400 | 1400 - 1200 | 1200 - 1000 | 1000 - 800 | 800 - 600 | 600 - 400 | 400 - 200 | 200 - Finish |
| 11 | 8 | The Honey Badger | 1:39.26 | 0:28.48 | 65.8 (600-400) | 1:39.26 | 1:22.48 [10] | 1:10.23 [9] | 0:58.24 [9] | 0:46.16 [9] | 0:34.70 [9] | 0:23.52 [11] | 0:12.07 [11] |
| | (7) | Nathan Thomas | 4.0L (-2) | 0:34.70 | 600-400 (0:11.18) | (0:16.78) | (0:12.24) | (0:11.99) | (0:12.09) | (0:11.45) | (0:11.18) | (0:11.45) | (0:12.07) |

Scratched: First Man (#2), Lone Force (#6), Hurricane Rosie (#9)

Report Created: Sun 05 July 2026

(Note: Races are conducted over an approximate distance as close as possible to the advertised distance, and recorded data may vary accordingly. Official times refer to race times only and do not include handicap times.)

[] Position in running at each section and finish TAB# Saddle cloth number

-:-:- No data available at this section

NA No data available

DNT Did not track

BAR# Barrier/Gate Position

DNF Did not finish

DT-W Distance travelled compared to winner in metres

Fastest split

Fastest section

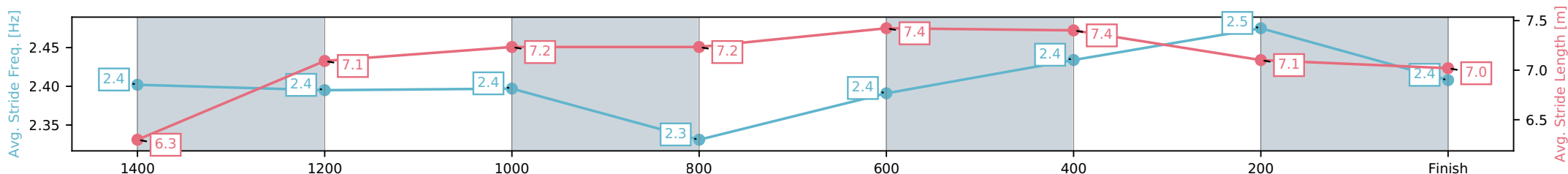
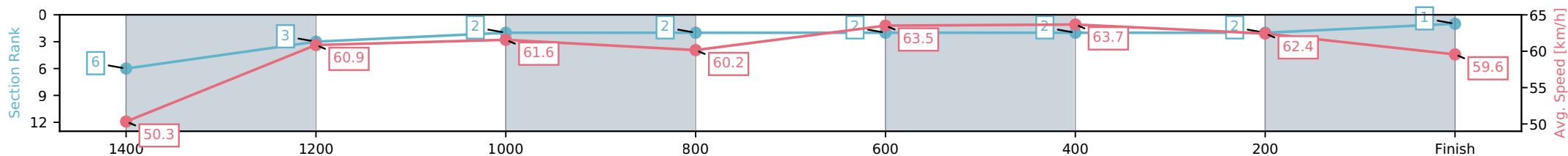
| | |
|--------------------------------|--------------------------|
| Horse/Jockey Name | Ready Tiger/Mitch Goring |
| Finish Rank | 1 |
| Fastest Section Time (Section) | 0:11.44 (600-400) |
| Top Speed [km/h] (Section) | 64.8 (800-600) |
| Race State | PUBLISHED |



Townsville QLD --Professional-2026-07-05
 Race 3: TRIPLE M TOWNSVILLE Class 3 Handicap - 1609m
 05 July 2026 - 1:50PM
 Track Rating: Good 4, Weather: Fine, Rail Position: +4m 1000m-W/Post, +2m Remainder



| Section | L1609 | L1400 | L1200 | L1000 | L800 | L600 | L400 | L200 |
|------------------------|----------------------|--------------------------|--------------------------|--------------------------|--------------------------|--------------------------|--------------------------|--------------------------|
| Section Times | 1:38.57 (0:16.33) | 1:22.24 [6] (0:11.91) | 1:10.33 [3] (0:11.72) | 0:58.61 [2] (0:12.06) | 0:46.55 [2] (0:11.44) | 0:35.11 [2] (0:11.44) | 0:23.68 [2] (0:11.58) | 0:12.10 [2] (0:12.10) |
| Average Speed [km/h] | 50.3 | 60.9 | 61.6 | 60.2 | 63.5 | 63.7 | 62.4 | 59.6 |
| Top Speed [km/h] | 60.4 | 63.0 | 63.1 | 61.8 | 64.8 | 64.6 | 63.0 | 62.0 |
| Avg. Dist. to Rail [m] | 8.7 | 2.8 | 1.9 | 1.4 | 2.1 | 2.1 | 3.4 | 2.5 |
| Avg. Stride Freq. [Hz] | 2.4 | 2.4 | 2.4 | 2.3 | 2.4 | 2.4 | 2.5 | 2.4 |
| Avg. Stride Length [m] | 6.3 | 7.1 | 7.2 | 7.2 | 7.4 | 7.4 | 7.1 | 7.0 |



- [] Ranking at each section and finish
- :-:- No data available at this section
- NA No data available

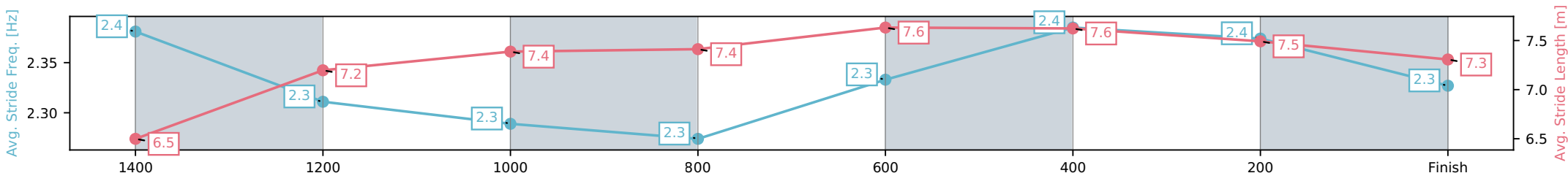
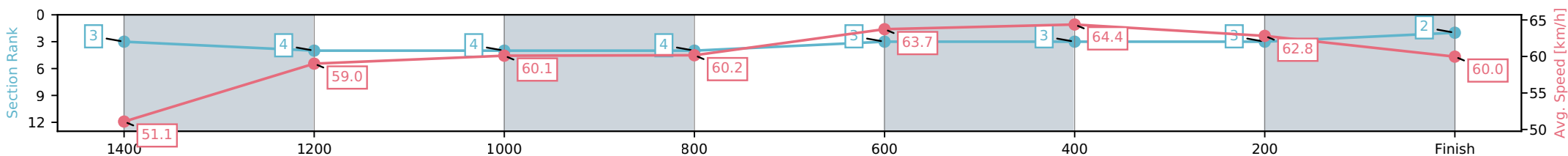
| | |
|--------------------------------|----------------------------|
| Horse/Jockey Name | Beta Better/Chris Whiteley |
| Finish Rank | 2 |
| Fastest Section Time (Section) | 0:11.28 (600-400) |
| Top Speed [km/h] (Section) | 65.6 (800-600) |
| Race State | PUBLISHED |



Townsville QLD --Professional-2026-07-05
 Race 3: TRIPLE M TOWNSVILLE Class 3 Handicap - 1609m
 05 July 2026 - 1:50PM
 Track Rating: Good 4, Weather: Fine, Rail Position: +4m 1000m-W/Post, +2m Remainder



| Section | L1609 | L1400 | L1200 | L1000 | L800 | L600 | L400 | L200 |
|------------------------|----------------------|--------------------------|--------------------------|--------------------------|--------------------------|--------------------------|--------------------------|--------------------------|
| Section Times | 1:38.58 (0:16.03) | 1:22.55 [3] (0:12.25) | 1:10.30 [4] (0:12.01) | 0:58.29 [4] (0:12.02) | 0:46.26 [4] (0:11.40) | 0:34.86 [3] (0:11.28) | 0:23.58 [3] (0:11.52) | 0:12.06 [3] (0:12.06) |
| Average Speed [km/h] | 51.1 | 59.0 | 60.1 | 60.2 | 63.7 | 64.4 | 62.8 | 60.0 |
| Top Speed [km/h] | 59.8 | 59.6 | 61.4 | 61.6 | 65.6 | 64.7 | 64.5 | 61.9 |
| Avg. Dist. to Rail [m] | 7.8 | 1.8 | 1.5 | 1.2 | 1.8 | 1.9 | 3.4 | 3.4 |
| Avg. Stride Freq. [Hz] | 2.4 | 2.3 | 2.3 | 2.3 | 2.3 | 2.4 | 2.4 | 2.3 |
| Avg. Stride Length [m] | 6.5 | 7.2 | 7.4 | 7.4 | 7.6 | 7.6 | 7.5 | 7.3 |



- [] Ranking at each section and finish
- :-:- No data available at this section
- NA No data available

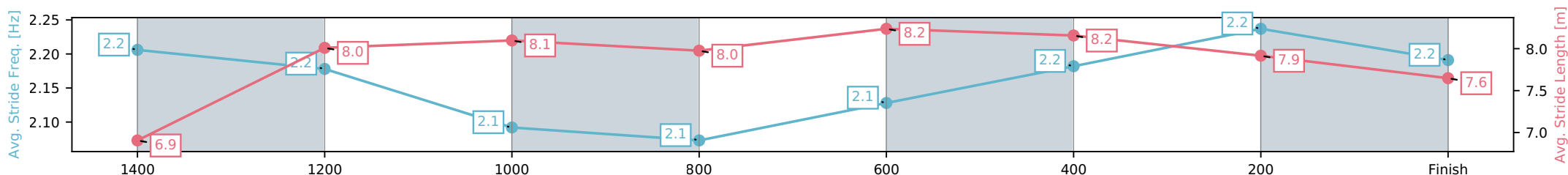
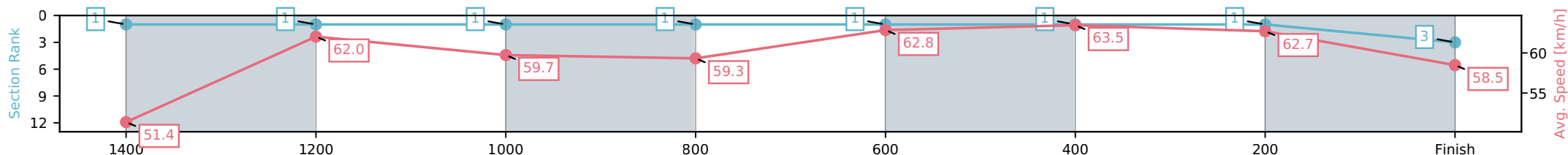
| | |
|--------------------------------|---------------------------|
| Horse/Jockey Name | Bluebird Bay/Ryan Wiggins |
| Finish Rank | 3 |
| Fastest Section Time (Section) | 0:11.45 (600-400) |
| Top Speed [km/h] (Section) | 64.2 (600-400) |
| Race State | PUBLISHED |



Townsville QLD --Professional-2026-07-05
 Race 3: TRIPLE M TOWNSVILLE Class 3 Handicap - 1609m
 05 July 2026 - 1:50PM
 Track Rating: Good 4, Weather: Fine, Rail Position: +4m 1000m-W/Post, +2m Remainder



| Section | L1609 | L1400 | L1200 | L1000 | L800 | L600 | L400 | L200 |
|------------------------|----------------------|--------------------------|--------------------------|--------------------------|--------------------------|--------------------------|--------------------------|--------------------------|
| Section Times | 1:38.71 (0:15.98) | 1:22.73 [1] (0:11.69) | 1:11.04 [1] (0:12.07) | 0:58.97 [1] (0:12.16) | 0:46.81 [1] (0:11.51) | 0:35.30 [1] (0:11.45) | 0:23.85 [1] (0:11.51) | 0:12.34 [1] (0:12.34) |
| Average Speed [km/h] | 51.4 | 62.0 | 59.7 | 59.3 | 62.8 | 63.5 | 62.7 | 58.5 |
| Top Speed [km/h] | 62.4 | 63.5 | 60.2 | 61.0 | 63.6 | 64.2 | 63.3 | 61.6 |
| Avg. Dist. to Rail [m] | 7.6 | 2.1 | 0.6 | 0.8 | 1.2 | 1.5 | 2.3 | 1.7 |
| Avg. Stride Freq. [Hz] | 2.2 | 2.2 | 2.1 | 2.1 | 2.1 | 2.2 | 2.2 | 2.2 |
| Avg. Stride Length [m] | 6.9 | 8.0 | 8.1 | 8.0 | 8.2 | 8.2 | 7.9 | 7.6 |



- [] Ranking at each section and finish
- :-:- No data available at this section
- NA No data available

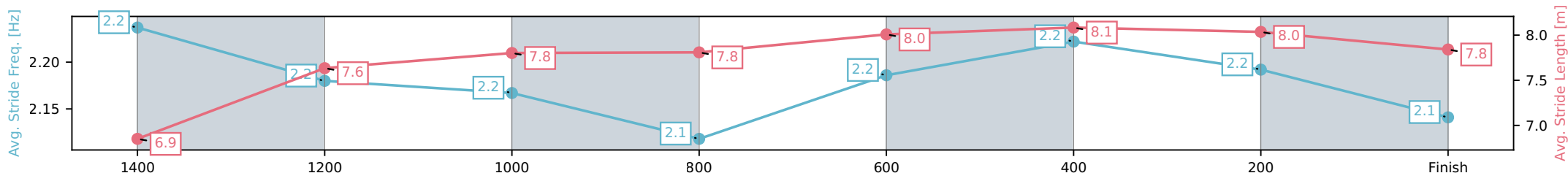
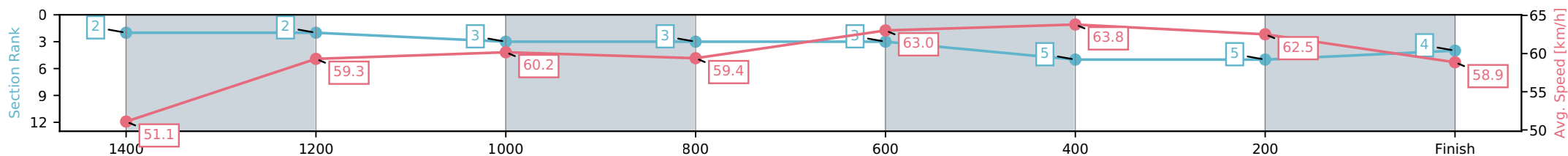
| | |
|--------------------------------|-----------------------------|
| Horse/Jockey Name | Rock The Sunrise/Aidan Holt |
| Finish Rank | 4 |
| Fastest Section Time (Section) | 0:11.33 (600-400) |
| Top Speed [km/h] (Section) | 64.7 (600-400) |
| Race State | PUBLISHED |



Townsville QLD --Professional-2026-07-05
 Race 3: TRIPLE M TOWNSVILLE Class 3 Handicap - 1609m
 05 July 2026 - 1:50PM
 Track Rating: Good 4, Weather: Fine, Rail Position: +4m 1000m-W/Post, +2m Remainder



| Section | L1609 | L1400 | L1200 | L1000 | L800 | L600 | L400 | L200 |
|------------------------|----------------------|--------------------------|--------------------------|--------------------------|--------------------------|--------------------------|--------------------------|--------------------------|
| Section Times | 1:38.85 (0:15.99) | 1:22.86 [2] (0:12.15) | 1:10.71 [2] (0:11.97) | 0:58.74 [3] (0:12.13) | 0:46.61 [3] (0:11.48) | 0:35.13 [3] (0:11.33) | 0:23.80 [5] (0:11.54) | 0:12.26 [5] (0:12.26) |
| Average Speed [km/h] | 51.1 | 59.3 | 60.2 | 59.4 | 63.0 | 63.8 | 62.5 | 58.9 |
| Top Speed [km/h] | 60.1 | 59.6 | 61.3 | 61.1 | 64.3 | 64.7 | 63.4 | 61.9 |
| Avg. Dist. to Rail [m] | 5.3 | 0.6 | 0.5 | 0.9 | 1.0 | 1.2 | 1.7 | 1.5 |
| Avg. Stride Freq. [Hz] | 2.2 | 2.2 | 2.2 | 2.1 | 2.2 | 2.2 | 2.2 | 2.1 |
| Avg. Stride Length [m] | 6.9 | 7.6 | 7.8 | 7.8 | 8.0 | 8.1 | 8.0 | 7.8 |



- [] Ranking at each section and finish
- :-:- No data available at this section
- NA No data available

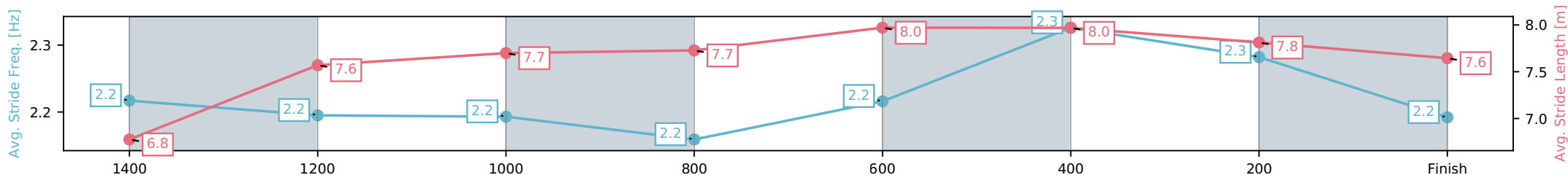
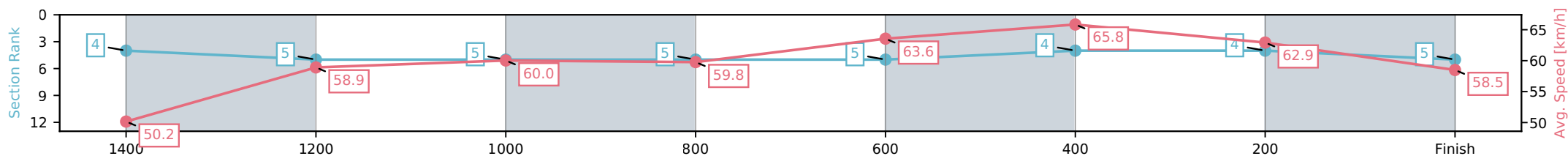
| | |
|--------------------------------|-------------------|
| Horse/Jockey Name | Banxi/Ben Kennedy |
| Finish Rank | 5 |
| Fastest Section Time (Section) | 0:11.13 (600-400) |
| Top Speed [km/h] (Section) | 67.2 (600-400) |
| Race State | PUBLISHED |



Townsville QLD --Professional-2026-07-05
 Race 3: TRIPLE M TOWNSVILLE Class 3 Handicap - 1609m
 05 July 2026 - 1:50PM
 Track Rating: Good 4, Weather: Fine, Rail Position: +4m 1000m-W/Post, +2m Remainder



| Section | L1609 | L1400 | L1200 | L1000 | L800 | L600 | L400 | L200 |
|------------------------|----------------------|--------------------------|--------------------------|--------------------------|--------------------------|--------------------------|--------------------------|--------------------------|
| Section Times | 1:38.88 (0:16.20) | 1:22.68 [4] (0:12.24) | 1:10.43 [5] (0:11.99) | 0:58.45 [5] (0:12.05) | 0:46.40 [5] (0:11.40) | 0:35.00 [5] (0:11.13) | 0:23.87 [4] (0:11.52) | 0:12.35 [4] (0:12.35) |
| Average Speed [km/h] | 50.2 | 58.9 | 60.0 | 59.8 | 63.6 | 65.8 | 62.9 | 58.5 |
| Top Speed [km/h] | 58.2 | 59.6 | 61.3 | 61.6 | 66.4 | 67.2 | 64.3 | 61.4 |
| Avg. Dist. to Rail [m] | 3.8 | 0.4 | 0.3 | 0.9 | 1.4 | 3.7 | 4.8 | 4.4 |
| Avg. Stride Freq. [Hz] | 2.2 | 2.2 | 2.2 | 2.2 | 2.2 | 2.3 | 2.3 | 2.2 |
| Avg. Stride Length [m] | 6.8 | 7.6 | 7.7 | 7.7 | 8.0 | 8.0 | 7.8 | 7.6 |



- [] Ranking at each section and finish
- :-:- No data available at this section
- NA No data available

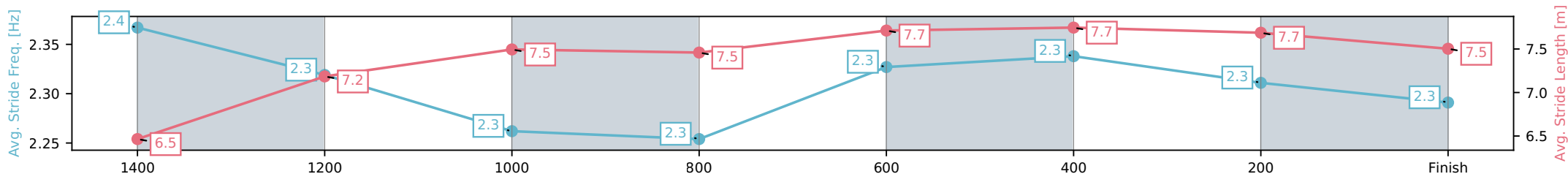
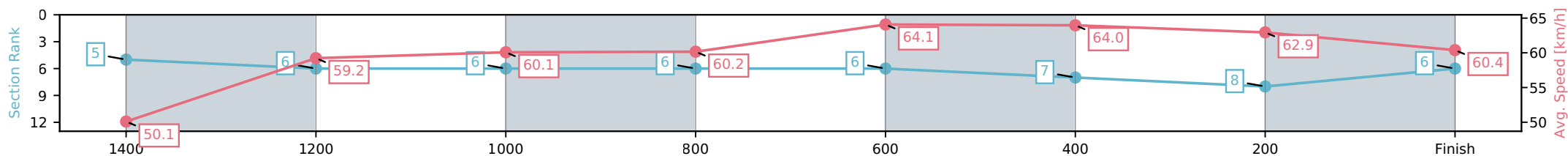
| | |
|--------------------------------|-------------------------|
| Horse/Jockey Name | Blackthorn/Sean Cormack |
| Finish Rank | 6 |
| Fastest Section Time (Section) | 0:11.40 (800-600) |
| Top Speed [km/h] (Section) | 66.2 (800-600) |
| Race State | PUBLISHED |



Townsville QLD --Professional-2026-07-05
 Race 3: TRIPLE M TOWNSVILLE Class 3 Handicap - 1609m
 05 July 2026 - 1:50PM
 Track Rating: Good 4, Weather: Fine, Rail Position: +4m 1000m-W/Post, +2m Remainder



| Section | L1609 | L1400 | L1200 | L1000 | L800 | L600 | L400 | L200 |
|------------------------|----------------------|--------------------------|--------------------------|--------------------------|--------------------------|--------------------------|--------------------------|--------------------------|
| Section Times | 1:38.89 (0:16.29) | 1:22.60 [5] (0:12.24) | 1:10.36 [6] (0:11.98) | 0:58.38 [6] (0:12.04) | 0:46.34 [6] (0:11.40) | 0:34.94 [6] (0:11.46) | 0:23.48 [7] (0:11.53) | 0:11.95 [8] (0:11.95) |
| Average Speed [km/h] | 50.1 | 59.2 | 60.1 | 60.2 | 64.1 | 64.0 | 62.9 | 60.4 |
| Top Speed [km/h] | 59.3 | 61.1 | 61.2 | 62.5 | 66.2 | 65.9 | 63.8 | 62.1 |
| Avg. Dist. to Rail [m] | 5.2 | 2.1 | 1.7 | 1.3 | 2.6 | 3.9 | 5.1 | 7.1 |
| Avg. Stride Freq. [Hz] | 2.4 | 2.3 | 2.3 | 2.3 | 2.3 | 2.3 | 2.3 | 2.3 |
| Avg. Stride Length [m] | 6.5 | 7.2 | 7.5 | 7.5 | 7.7 | 7.7 | 7.7 | 7.5 |



- [] Ranking at each section and finish
- :-:- No data available at this section
- NA No data available

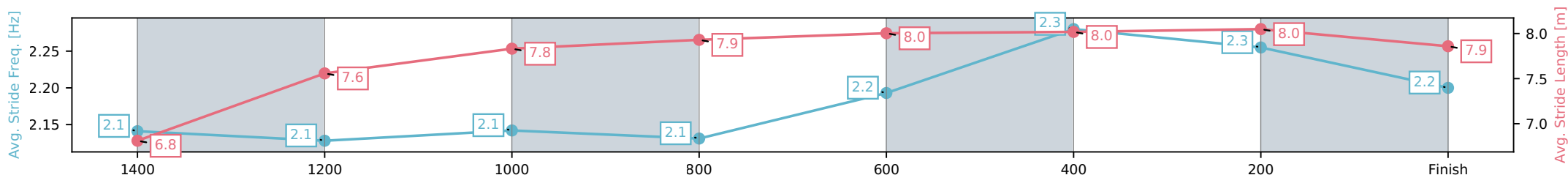
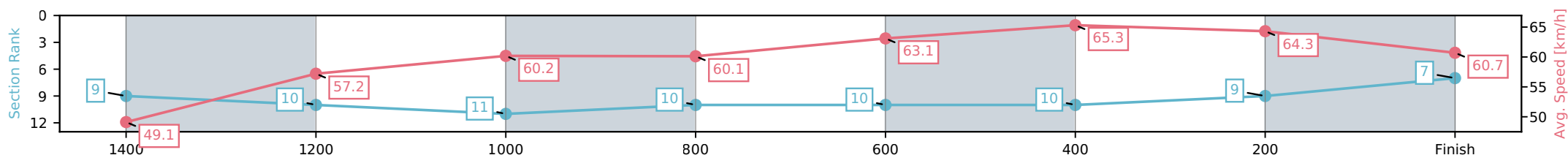
| | |
|--------------------------------|-------------------------|
| Horse/Jockey Name | Betta AI/Fiona Sandkuhl |
| Finish Rank | 7 |
| Fastest Section Time (Section) | 0:11.07 (600-400) |
| Top Speed [km/h] (Section) | 66.0 (600-400) |
| Race State | PUBLISHED |



Townsville QLD --Professional-2026-07-05
 Race 3: TRIPLE M TOWNSVILLE Class 3 Handicap - 1609m
 05 July 2026 - 1:50PM
 Track Rating: Good 4, Weather: Fine, Rail Position: +4m 1000m-W/Post, +2m Remainder



| Section | L1609 | L1400 | L1200 | L1000 | L800 | L600 | L400 | L200 |
|------------------------|----------------------|--------------------------|---------------------------|---------------------------|---------------------------|---------------------------|---------------------------|--------------------------|
| Section Times | 1:38.90 (0:16.62) | 1:22.28 [9] (0:12.65) | 1:09.63 [10] (0:11.96) | 0:57.66 [11] (0:11.97) | 0:45.69 [10] (0:11.45) | 0:34.24 [10] (0:11.07) | 0:23.17 [10] (0:11.24) | 0:11.93 [9] (0:11.93) |
| Average Speed [km/h] | 49.1 | 57.2 | 60.2 | 60.1 | 63.1 | 65.3 | 64.3 | 60.7 |
| Top Speed [km/h] | 57.8 | 58.0 | 61.5 | 61.6 | 63.8 | 66.0 | 65.1 | 63.7 |
| Avg. Dist. to Rail [m] | 5.4 | 1.6 | 0.3 | 0.9 | 0.8 | 1.1 | 1.9 | 4.5 |
| Avg. Stride Freq. [Hz] | 2.1 | 2.1 | 2.1 | 2.1 | 2.2 | 2.3 | 2.3 | 2.2 |
| Avg. Stride Length [m] | 6.8 | 7.6 | 7.8 | 7.9 | 8.0 | 8.0 | 8.0 | 7.9 |



- [] Ranking at each section and finish
- :-:- No data available at this section
- NA No data available

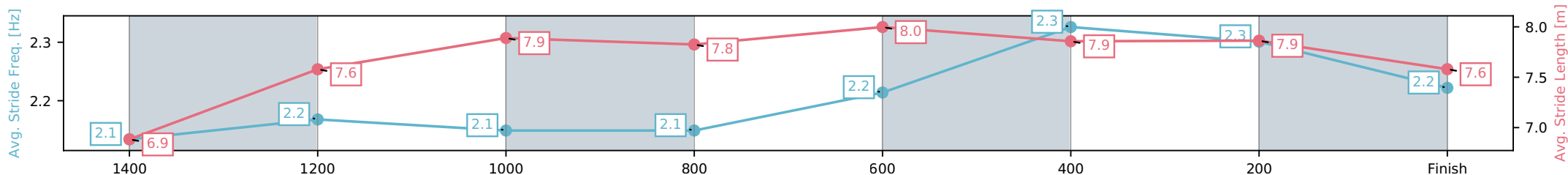
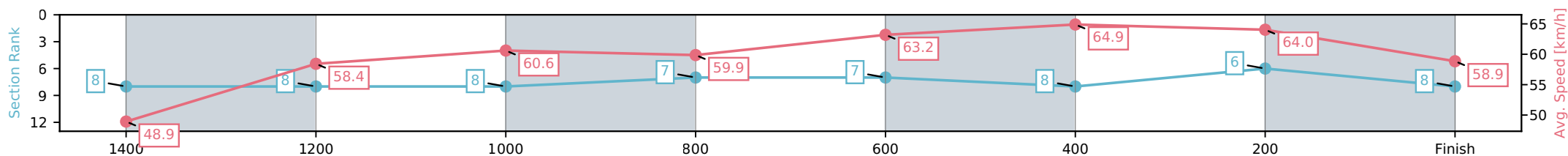
| | |
|--------------------------------|----------------------|
| Horse/Jockey Name | Khamis/Olivia Kendal |
| Finish Rank | 8 |
| Fastest Section Time (Section) | 0:11.20 (600-400) |
| Top Speed [km/h] (Section) | 66.4 (600-400) |
| Race State | PUBLISHED |



Townsville QLD --Professional-2026-07-05
 Race 3: TRIPLE M TOWNSVILLE Class 3 Handicap - 1609m
 05 July 2026 - 1:50PM
 Track Rating: Good 4, Weather: Fine, Rail Position: +4m 1000m-W/Post, +2m Remainder



| Section | L1609 | L1400 | L1200 | L1000 | L800 | L600 | L400 | L200 |
|------------------------|----------------------|--------------------------|--------------------------|--------------------------|--------------------------|--------------------------|--------------------------|--------------------------|
| Section Times | 1:39.02 (0:16.56) | 1:22.46 [8] (0:12.34) | 1:10.12 [8] (0:11.87) | 0:58.25 [8] (0:12.03) | 0:46.22 [7] (0:11.47) | 0:34.76 [7] (0:11.20) | 0:23.56 [8] (0:11.30) | 0:12.26 [6] (0:12.26) |
| Average Speed [km/h] | 48.9 | 58.4 | 60.6 | 59.9 | 63.2 | 64.9 | 64.0 | 58.9 |
| Top Speed [km/h] | 60.1 | 58.9 | 61.9 | 61.4 | 64.9 | 66.4 | 65.5 | 61.5 |
| Avg. Dist. to Rail [m] | 3.6 | 0.4 | 0.3 | 0.9 | 1.5 | 2.0 | 2.9 | 3.6 |
| Avg. Stride Freq. [Hz] | 2.1 | 2.2 | 2.1 | 2.1 | 2.2 | 2.3 | 2.3 | 2.2 |
| Avg. Stride Length [m] | 6.9 | 7.6 | 7.9 | 7.8 | 8.0 | 7.9 | 7.9 | 7.6 |



- [] Ranking at each section and finish
- :-:- No data available at this section
- NA No data available

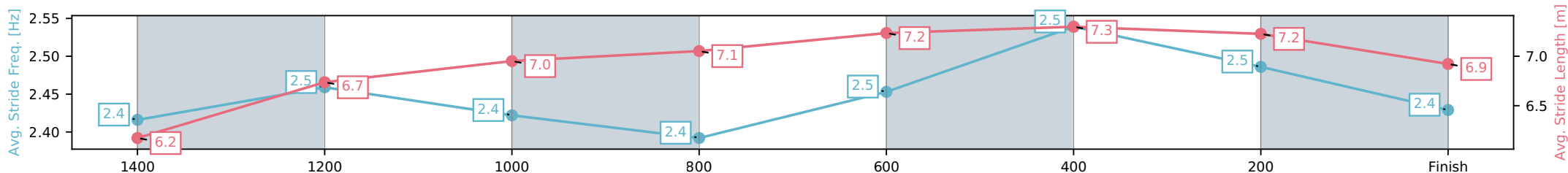
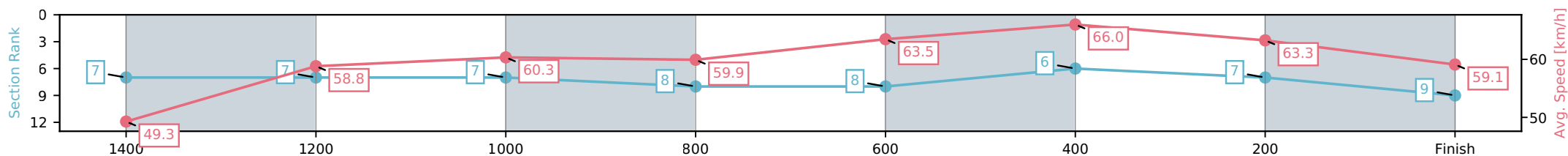
| | |
|--------------------------------|---------------------|
| Horse/Jockey Name | Convo/Tahlia Fenlon |
| Finish Rank | 9 |
| Fastest Section Time (Section) | 0:11.05 (600-400) |
| Top Speed [km/h] (Section) | 67.3 (600-400) |
| Race State | PUBLISHED |



Townsville QLD --Professional-2026-07-05
 Race 3: TRIPLE M TOWNSVILLE Class 3 Handicap - 1609m
 05 July 2026 - 1:50PM
 Track Rating: Good 4, Weather: Fine, Rail Position: +4m 1000m-W/Post, +2m Remainder



| Section | L1609 | L1400 | L1200 | L1000 | L800 | L600 | L400 | L200 |
|------------------------|----------------------|--------------------------|--------------------------|--------------------------|--------------------------|--------------------------|--------------------------|--------------------------|
| Section Times | 1:39.04 (0:16.51) | 1:22.53 [7] (0:12.31) | 1:10.22 [7] (0:11.94) | 0:58.29 [7] (0:12.09) | 0:46.20 [8] (0:11.46) | 0:34.74 [8] (0:11.05) | 0:23.69 [6] (0:11.42) | 0:12.27 [7] (0:12.27) |
| Average Speed [km/h] | 49.3 | 58.8 | 60.3 | 59.9 | 63.5 | 66.0 | 63.3 | 59.1 |
| Top Speed [km/h] | 59.2 | 59.8 | 61.9 | 62.1 | 65.2 | 67.3 | 65.2 | 61.7 |
| Avg. Dist. to Rail [m] | 5.2 | 1.4 | 1.4 | 1.2 | 2.3 | 2.4 | 3.2 | 5.6 |
| Avg. Stride Freq. [Hz] | 2.4 | 2.5 | 2.4 | 2.4 | 2.5 | 2.5 | 2.5 | 2.4 |
| Avg. Stride Length [m] | 6.2 | 6.7 | 7.0 | 7.1 | 7.2 | 7.3 | 7.2 | 6.9 |



- [] Ranking at each section and finish
- :-:- No data available at this section
- NA No data available

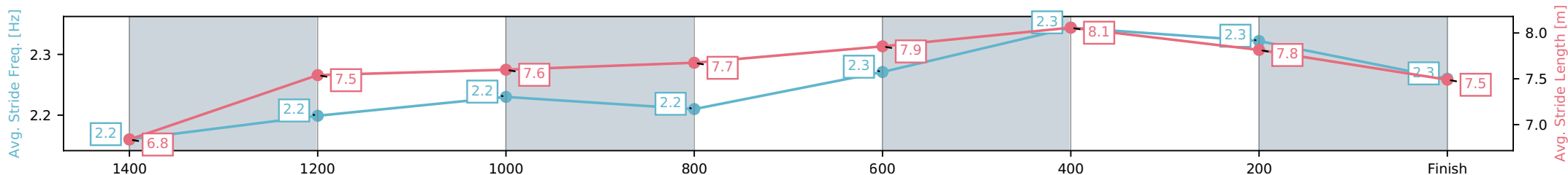
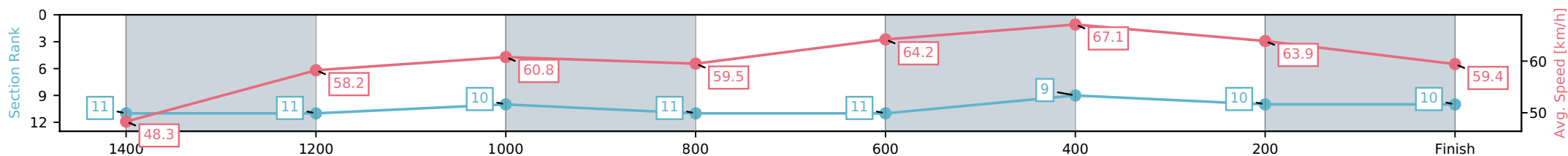
| | |
|--------------------------------|-----------------------|
| Horse/Jockey Name | Eclipse/Chelsea Jovic |
| Finish Rank | 10 |
| Fastest Section Time (Section) | 0:10.93 (600-400) |
| Top Speed [km/h] (Section) | 68.2 (600-400) |
| Race State | PUBLISHED |



Townsville QLD --Professional-2026-07-05
 Race 3: TRIPLE M TOWNSVILLE Class 3 Handicap - 1609m
 05 July 2026 - 1:50PM
 Track Rating: Good 4, Weather: Fine, Rail Position: +4m 1000m-W/Post, +2m Remainder



| Section | L1609 | L1400 | L1200 | L1000 | L800 | L600 | L400 | L200 |
|------------------------|----------------------|---------------------------|---------------------------|---------------------------|---------------------------|---------------------------|--------------------------|---------------------------|
| Section Times | 1:39.18 (0:16.99) | 1:22.19 [11] (0:12.34) | 1:09.85 [11] (0:11.82) | 0:58.03 [10] (0:12.24) | 0:45.79 [11] (0:11.37) | 0:34.42 [11] (0:10.93) | 0:23.49 [9] (0:11.35) | 0:12.14 [10] (0:12.14) |
| Average Speed [km/h] | 48.3 | 58.2 | 60.8 | 59.5 | 64.2 | 67.1 | 63.9 | 59.4 |
| Top Speed [km/h] | 60.2 | 60.1 | 61.9 | 61.5 | 66.3 | 68.2 | 65.9 | 62.3 |
| Avg. Dist. to Rail [m] | 6.0 | 0.9 | 0.5 | 2.0 | 3.1 | 3.7 | 5.3 | 6.5 |
| Avg. Stride Freq. [Hz] | 2.2 | 2.2 | 2.2 | 2.2 | 2.3 | 2.3 | 2.3 | 2.3 |
| Avg. Stride Length [m] | 6.8 | 7.5 | 7.6 | 7.7 | 7.9 | 8.1 | 7.8 | 7.5 |



- [] Ranking at each section and finish
- :-:- No data available at this section
- NA No data available

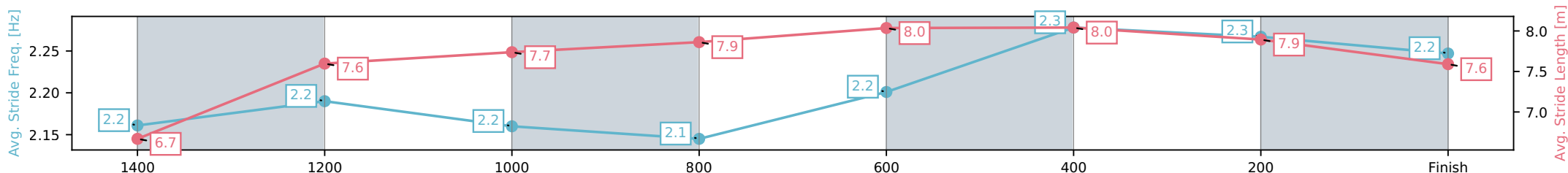
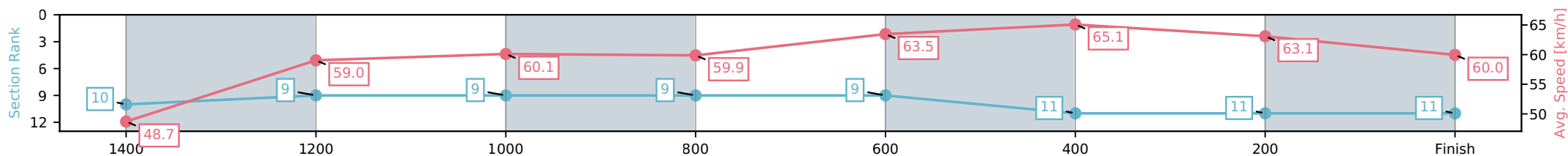
| | |
|--------------------------------|--------------------------------|
| Horse/Jockey Name | The Honey Badger/Nathan Thomas |
| Finish Rank | 11 |
| Fastest Section Time (Section) | 0:11.18 (600-400) |
| Top Speed [km/h] (Section) | 65.8 (600-400) |
| Race State | PUBLISHED |



Townsville QLD --Professional-2026-07-05
 Race 3: TRIPLE M TOWNSVILLE Class 3 Handicap - 1609m
 05 July 2026 - 1:50PM
 Track Rating: Good 4, Weather: Fine, Rail Position: +4m 1000m-W/Post, +2m Remainder



| Section | L1609 | L1400 | L1200 | L1000 | L800 | L600 | L400 | L200 |
|------------------------|----------------------|---------------------------|--------------------------|--------------------------|--------------------------|--------------------------|---------------------------|---------------------------|
| Section Times | 1:39.26 (0:16.78) | 1:22.48 [10] (0:12.24) | 1:10.23 [9] (0:11.99) | 0:58.24 [9] (0:12.09) | 0:46.16 [9] (0:11.45) | 0:34.70 [9] (0:11.18) | 0:23.52 [11] (0:11.45) | 0:12.07 [11] (0:12.07) |
| Average Speed [km/h] | 48.7 | 59.0 | 60.1 | 59.9 | 63.5 | 65.1 | 63.1 | 60.0 |
| Top Speed [km/h] | 58.9 | 60.3 | 61.5 | 61.4 | 64.5 | 65.8 | 63.7 | 61.9 |
| Avg. Dist. to Rail [m] | 6.1 | 1.2 | 1.2 | 1.2 | 2.0 | 2.4 | 4.1 | 6.5 |
| Avg. Stride Freq. [Hz] | 2.2 | 2.2 | 2.2 | 2.1 | 2.2 | 2.3 | 2.3 | 2.2 |
| Avg. Stride Length [m] | 6.7 | 7.6 | 7.7 | 7.9 | 8.0 | 8.0 | 7.9 | 7.6 |



- [] Ranking at each section and finish
- :-:- No data available at this section
- NA No data available



Townsville QLD

Race 4: CHANNEL SEVEN RATINGS BAND 0 - 55 Handicap - 1000m

05 July 2026 - 2:25PM

Track Rating: Good 4, Weather: Fine, Rail Position: +4m 1000m-W/Post, +2m Remainder



Field Times (Race Tempo) 0:56.72 0:43.98 0:33.63 0:22.80 0:11.71
 (0:12.74) (0:10.35) (0:10.83) (0:11.10) (0:11.71)

| Rank | TAB# | Horse | Overall Time | First 400m | Top Speed km/h (Section) | L1000 | L800 | L600 | L400 | L200 | | | |
|------|--------|----------------------|---------------|------------|--------------------------|-------------|--------------|--------------|--------------|--------------|--|--|--|
| | (BAR#) | Jockey | Margin (DT-W) | Last 600m | Fastest Section (Time) | Start - 800 | 800 - 600 | 600 - 400 | 400 - 200 | 200 - Finish | | | |
| 1 | 10 | Extra Free | 0:56.72 | 0:23.97 | 70.1 (600-400) | 0:56.72 | 0:43.16 [12] | 0:32.75 [11] | 0:22.19 [7] | 0:11.47 [2] | | | |
| | (8) | Sean Cormack | | 0:32.75 | 800-600 (0:10.41) | (0:13.56) | (0:10.41) | (0:10.56) | (0:10.72) | (0:11.47) | | | |
| 2 | 5 | Hot Torque Invegas | 0:57.07 | 0:23.09 | 71.9 (800-600) | 0:57.07 | 0:44.33 [1] | 0:33.98 [1] | 0:23.15 [1] | 0:12.06 [1] | | | |
| | (6) | Tahlia Fenlon | 2.1L (-2) | 0:33.99 | 800-600 (0:10.35) | (0:12.74) | (0:10.35) | (0:10.83) | (0:11.10) | (0:12.06) | | | |
| 3 | 3 | Breeches | 0:57.11 | 0:23.49 | 71.8 (800-600) | 0:57.11 | 0:43.92 [5] | 0:33.62 [4] | 0:22.82 [5] | 0:11.69 [6] | | | |
| | (7) | Ryan Wiggins | 2.3L (+0) | 0:33.61 | 800-600 (0:10.31) | (0:13.18) | (0:10.31) | (0:10.80) | (0:11.12) | (0:11.69) | | | |
| 4 | 1 | Storm Capital | 0:57.13 | 0:23.55 | 70.4 (800-600) | 0:57.13 | 0:43.94 [6] | 0:33.59 [5] | 0:22.92 [2] | 0:11.86 [4] | | | |
| | (1) | Aidan Holt | 2.4L (-4) | 0:33.58 | 800-600 (0:10.35) | (0:13.20) | (0:10.35) | (0:10.66) | (0:11.06) | (0:11.86) | | | |
| 5 | 8 | Willingale | 0:57.14 | 0:23.36 | 70.7 (800-600) | 0:57.14 | 0:44.20 [2] | 0:33.78 [2] | 0:22.86 [4] | 0:11.87 [5] | | | |
| | (3) | Fiona Sandkuhl | 2.4L (+1) | 0:33.77 | 800-600 (0:10.42) | (0:12.94) | (0:10.42) | (0:10.92) | (0:10.98) | (0:11.87) | | | |
| 6 | 14 | Diamond Lucy | 0:57.21 | 0:24.08 | 69.9 (800-600) | 0:57.21 | 0:43.72 [11] | 0:33.13 [12] | 0:22.42 [12] | 0:11.39 [13] | | | |
| | (9) | Raul Silvera Olivera | 2.9L (+2) | 0:33.13 | 800-600 (0:10.59) | (0:13.49) | (0:10.59) | (0:10.72) | (0:11.02) | (0:11.39) | | | |
| 7 | 7 | Pontius | 0:57.30 | 0:23.58 | 71.4 (800-600) | 0:57.30 | 0:44.14 [4] | 0:33.72 [6] | 0:22.71 [11] | 0:11.63 [8] | | | |
| | (5) | Ben Kennedy | 3.4L (+2) | 0:33.73 | 800-600 (0:10.42) | (0:13.16) | (0:10.42) | (0:11.02) | (0:11.08) | (0:11.63) | | | |
| 8 | 2 | Laser Beam | 0:57.33 | 0:23.37 | 72.2 (800-600) | 0:57.33 | 0:44.23 [3] | 0:33.96 [3] | 0:23.05 [3] | 0:12.07 [3] | | | |
| | (2) | Chelsea Jokic | 3.5L (-1) | 0:33.96 | 800-600 (0:10.27) | (0:13.10) | (0:10.27) | (0:10.91) | (0:10.98) | (0:12.07) | | | |
| 9 | 9 | Mr Sugar Daddy | 0:57.42 | 0:23.76 | 72.0 (800-600) | 0:57.42 | 0:44.06 [10] | 0:33.66 [9] | 0:22.95 [6] | 0:11.88 [7] | | | |
| | (11) | Nathan Thomas | 4.1L (+3) | 0:33.66 | 800-600 (0:10.40) | (0:13.36) | (0:10.40) | (0:10.71) | (0:11.07) | (0:11.88) | | | |
| 10 | 12 | Our Folly | 0:57.59 | 0:24.11 | 71.6 (800-600) | 0:57.59 | 0:43.95 [13] | 0:33.48 [13] | 0:22.79 [13] | 0:11.79 [11] | | | |
| | (10) | Chris Whiteley | 5.1L (+0) | 0:33.48 | 800-600 (0:10.47) | (0:13.64) | (0:10.47) | (0:10.69) | (0:11.00) | (0:11.79) | | | |

Scratched: Exceedingly Brazen (#4)

Report Created: Sun 05 July 2026

(Note: Races are conducted over an approximate distance as close as possible to the advertised distance, and recorded data may vary accordingly. Official times refer to race times only and do not include handicap times.)

[] Position in running at each section and finish TAB# Saddle cloth number
 -:-:- No data available at this section BAR# Barrier/Gate Position
 NA No data available DNF Did not finish
 DNT Did not track DT-W Distance travelled compared to winner in metres

Fastest split
 Fastest section

data processed by TRIPLESDATA



Townsville QLD

Race 4: CHANNEL SEVEN RATINGS BAND 0 - 55 Handicap - 1000m

05 July 2026 - 2:25PM

Track Rating: Good 4, Weather: Fine, Rail Position: +4m 1000m-W/Post, +2m Remainder



Field Times (Race Tempo) 0:56.72 (0:12.74) 0:43.98 (0:10.35) 0:33.63 (0:10.83) 0:22.80 (0:11.10) 0:11.71 (0:11.71)

| Rank | TAB# | Horse | Overall Time | First 400m | Top Speed km/h (Section) | L1000 | L800 | L600 | L400 | L200 | | | |
|------|--------|----------------|---------------|------------|--------------------------|-------------|-------------|--------------|--------------|--------------|--|--|--|
| | (BAR#) | Jockey | Margin (DT-W) | Last 600m | Fastest Section (Time) | Start - 800 | 800 - 600 | 600 - 400 | 400 - 200 | 200 - Finish | | | |
| 11 | 13 | Wired For Fun | 0:57.80 | 0:23.78 | 69.4 (800-600) | 0:57.80 | 0:44.52 [7] | 0:34.02 [10] | 0:23.22 [10] | 0:12.05 [10] | | | |
| | (4) | Ivo Fry | 6.4L (+0) | 0:34.03 | 800-600 (0:10.50) | (0:13.28) | (0:10.50) | (0:10.81) | (0:11.17) | (0:12.05) | | | |
| 12 | 6 | Isle Ornsay | 0:57.93 | 0:23.63 | 71.2 (800-600) | 0:57.93 | 0:44.57 [9] | 0:34.30 [7] | 0:23.38 [8] | 0:12.20 [9] | | | |
| | (12) | Olivia Kendal | 7.1L (+3) | 0:34.30 | 800-600 (0:10.27) | (0:13.36) | (0:10.27) | (0:10.92) | (0:11.18) | (0:12.20) | | | |
| 13 | 11 | Fake | 0:58.42 | 0:23.67 | 71.6 (800-600) | 0:58.42 | 0:45.10 [8] | 0:34.75 [8] | 0:23.84 [9] | 0:12.60 [12] | | | |
| | (13) | Lacey Morrison | 10.0L (+6) | 0:34.74 | 800-600 (0:10.35) | (0:13.32) | (0:10.35) | (0:10.90) | (0:11.24) | (0:12.60) | | | |

Scratched: Exceedingly Brazen (#4)

Report Created: Sun 05 July 2026

(Note: Races are conducted over an approximate distance as close as possible to the advertised distance, and recorded data may vary accordingly. Official times refer to race times only and do not include handicap times.)

[] Position in running at each section and finish TAB# Saddle cloth number

-:-:- No data available at this section

NA No data available

DNT Did not track

BAR# Barrier/Gate Position

DNF Did not finish

DT-W Distance travelled compared to winner in metres

Fastest split

Fastest section

data processed by



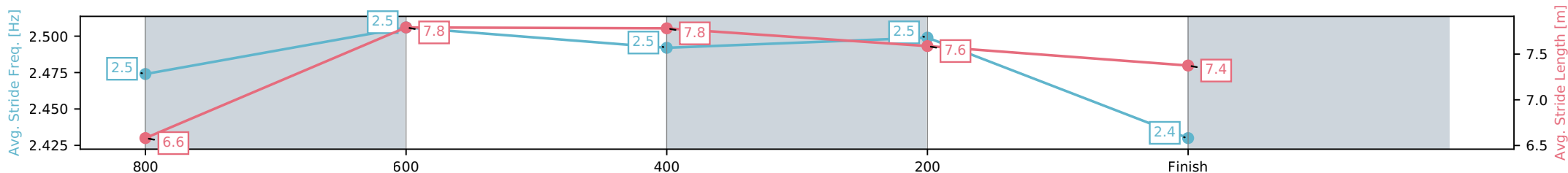
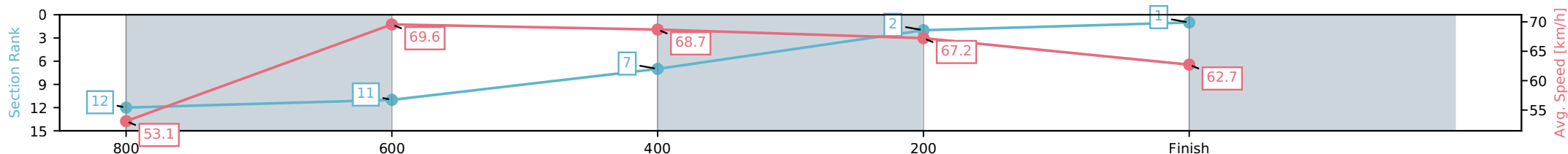
| | |
|--------------------------------|-------------------------|
| Horse/Jockey Name | Extra Free/Sean Cormack |
| Finish Rank | 1 |
| Fastest Section Time (Section) | 0:10.41 (800-600) |
| Top Speed [km/h] (Section) | 70.1 (600-400) |
| Race State | PUBLISHED |



Townsville QLD --Professional-2026-07-05
 Race 4: CHANNEL SEVEN RATINGS BAND 0 - 55 Handicap - 1000m
 05 July 2026 - 2:25PM
 Track Rating: Good 4, Weather: Fine, Rail Position: +4m 1000m-W/Post, +2m Remainder



| Section | L1000 | L800 | L600 | L400 | L200 |
|------------------------|----------------------|---------------------------|---------------------------|--------------------------|--------------------------|
| Section Times | 0:56.72 (0:13.56) | 0:43.16 [12] (0:10.41) | 0:32.75 [11] (0:10.56) | 0:22.19 [7] (0:10.72) | 0:11.47 [2] (0:11.47) |
| Average Speed [km/h] | 53.1 | 69.6 | 68.7 | 67.2 | 62.7 |
| Top Speed [km/h] | 69.4 | 70.1 | 70.1 | 68.0 | 66.2 |
| Avg. Dist. to Rail [m] | 3.0 | 1.5 | 1.6 | 0.4 | 1.1 |
| Avg. Stride Freq. [Hz] | 2.5 | 2.5 | 2.5 | 2.5 | 2.4 |
| Avg. Stride Length [m] | 6.6 | 7.8 | 7.8 | 7.6 | 7.4 |



- [] Ranking at each section and finish
- :-:- No data available at this section
- NA No data available

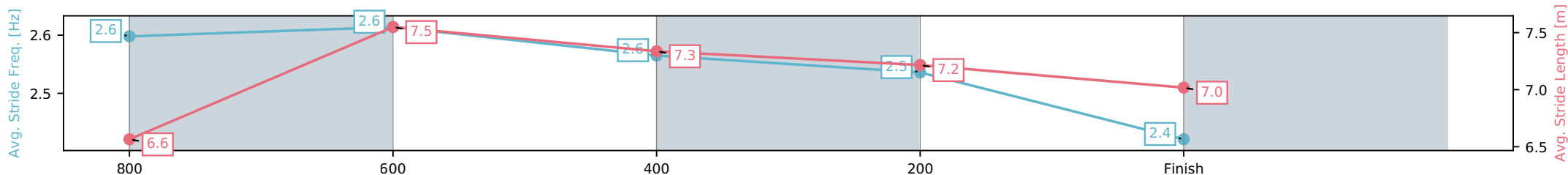
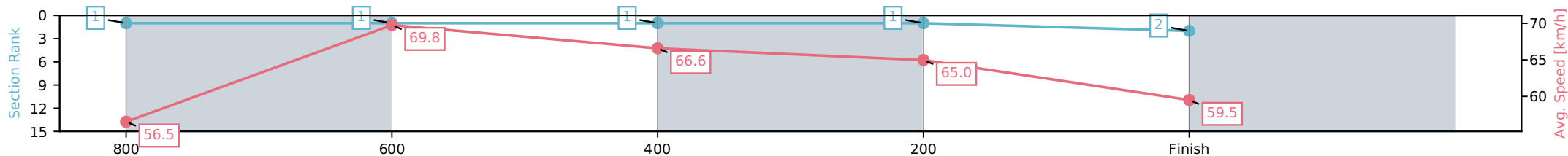
| | |
|--------------------------------|----------------------------------|
| Horse/Jockey Name | Hot Torque Invegas/Tahlia Fenlon |
| Finish Rank | 2 |
| Fastest Section Time (Section) | 0:10.35 (800-600) |
| Top Speed [km/h] (Section) | 71.9 (800-600) |
| Race State | PUBLISHED |



Townsville QLD --Professional-2026-07-05
 Race 4: CHANNEL SEVEN RATINGS BAND 0 - 55 Handicap - 1000m
 05 July 2026 - 2:25PM
 Track Rating: Good 4, Weather: Fine, Rail Position: +4m 1000m-W/Post, +2m Remainder



| Section | L1000 | L800 | L600 | L400 | L200 |
|------------------------|----------------------|--------------------------|--------------------------|--------------------------|--------------------------|
| Section Times | 0:57.07 (0:12.74) | 0:44.33 [1] (0:10.35) | 0:33.98 [1] (0:10.83) | 0:23.15 [1] (0:11.10) | 0:12.06 [1] (0:12.06) |
| Average Speed [km/h] | 56.5 | 69.8 | 66.6 | 65.0 | 59.5 |
| Top Speed [km/h] | 71.9 | 71.9 | 67.8 | 66.1 | 63.1 |
| Avg. Dist. to Rail [m] | 1.4 | 0.9 | 0.3 | 0.4 | 0.2 |
| Avg. Stride Freq. [Hz] | 2.6 | 2.6 | 2.6 | 2.5 | 2.4 |
| Avg. Stride Length [m] | 6.6 | 7.5 | 7.3 | 7.2 | 7.0 |



- [] Ranking at each section and finish
- :-:- No data available at this section
- NA No data available

| | |
|--------------------------------|-----------------------|
| Horse/Jockey Name | Breeches/Ryan Wiggins |
| Finish Rank | 3 |
| Fastest Section Time (Section) | 0:10.31 (800-600) |
| Top Speed [km/h] (Section) | 71.8 (800-600) |
| Race State | PUBLISHED |



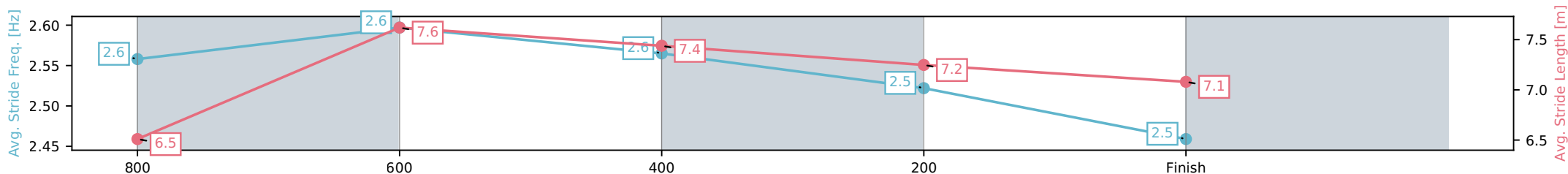
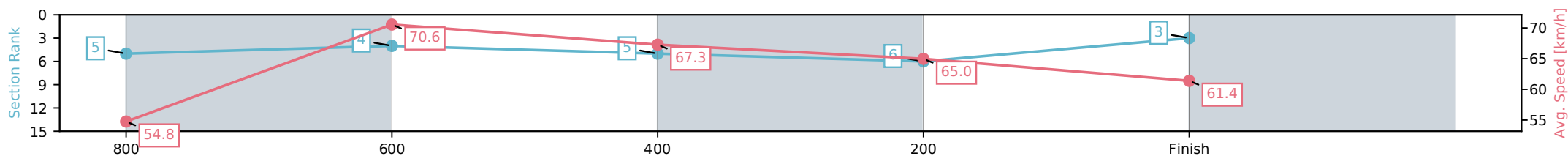
Townsville QLD --Professional-2026-07-05
 Race 4: CHANNEL SEVEN RATINGS BAND 0 - 55 Handicap - 1000m

05 July 2026 - 2:25PM

Track Rating: Good 4, Weather: Fine, Rail Position: +4m 1000m-W/Post, +2m Remainder



| Section | L1000 | L800 | L600 | L400 | L200 |
|------------------------|----------------------|--------------------------|--------------------------|--------------------------|--------------------------|
| Section Times | 0:57.11 (0:13.18) | 0:43.92 [5] (0:10.31) | 0:33.62 [4] (0:10.80) | 0:22.82 [5] (0:11.12) | 0:11.69 [6] (0:11.69) |
| Average Speed [km/h] | 54.8 | 70.6 | 67.3 | 65.0 | 61.4 |
| Top Speed [km/h] | 70.3 | 71.8 | 70.0 | 65.9 | 63.6 |
| Avg. Dist. to Rail [m] | 2.4 | 2.6 | 1.7 | 2.4 | 4.6 |
| Avg. Stride Freq. [Hz] | 2.6 | 2.6 | 2.6 | 2.5 | 2.5 |
| Avg. Stride Length [m] | 6.5 | 7.6 | 7.4 | 7.2 | 7.1 |



- [] Ranking at each section and finish
- :-:- No data available at this section
- NA No data available

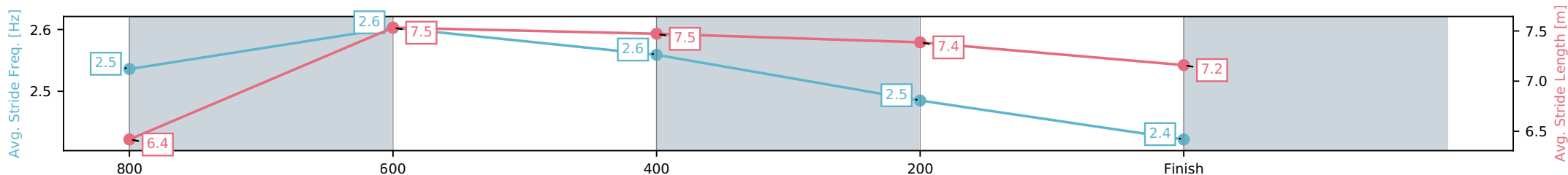
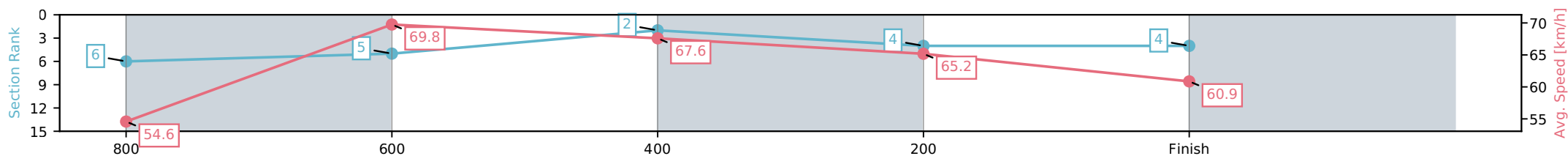
| | |
|--------------------------------|--------------------------|
| Horse/Jockey Name | Storm Capital/Aidan Holt |
| Finish Rank | 4 |
| Fastest Section Time (Section) | 0:10.35 (800-600) |
| Top Speed [km/h] (Section) | 70.4 (800-600) |
| Race State | PUBLISHED |



Townsville QLD --Professional-2026-07-05
 Race 4: CHANNEL SEVEN RATINGS BAND 0 - 55 Handicap - 1000m
 05 July 2026 - 2:25PM
 Track Rating: Good 4, Weather: Fine, Rail Position: +4m 1000m-W/Post, +2m Remainder



| Section | L1000 | L800 | L600 | L400 | L200 |
|------------------------|----------------------|--------------------------|--------------------------|--------------------------|--------------------------|
| Section Times | 0:57.13 (0:13.20) | 0:43.94 [6] (0:10.35) | 0:33.59 [5] (0:10.66) | 0:22.92 [2] (0:11.06) | 0:11.86 [4] (0:11.86) |
| Average Speed [km/h] | 54.6 | 69.8 | 67.6 | 65.2 | 60.9 |
| Top Speed [km/h] | 69.9 | 70.4 | 70.0 | 66.0 | 63.6 |
| Avg. Dist. to Rail [m] | 1.6 | 0.5 | 0.4 | 0.9 | 3.4 |
| Avg. Stride Freq. [Hz] | 2.5 | 2.6 | 2.6 | 2.5 | 2.4 |
| Avg. Stride Length [m] | 6.4 | 7.5 | 7.5 | 7.4 | 7.2 |



- [] Ranking at each section and finish
- :-:- No data available at this section
- NA No data available

| | |
|--------------------------------|---------------------------|
| Horse/Jockey Name | Willingale/Fiona Sandkuhl |
| Finish Rank | 5 |
| Fastest Section Time (Section) | 0:10.42 (800-600) |
| Top Speed [km/h] (Section) | 70.7 (800-600) |
| Race State | PUBLISHED |



Townsville QLD --Professional-2026-07-05

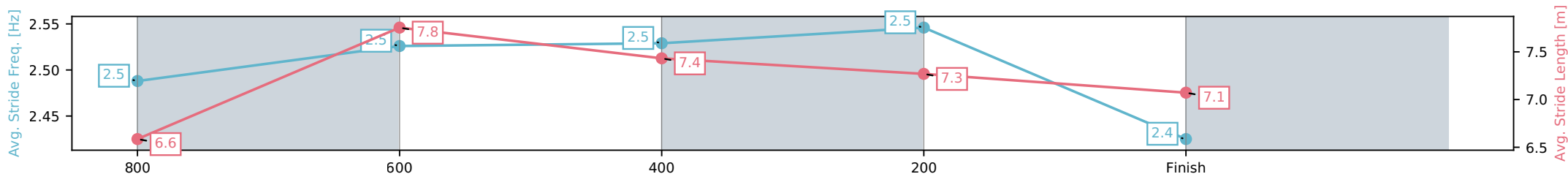
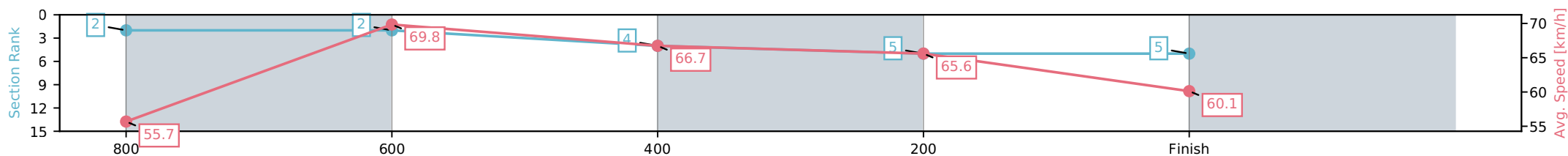
Race 4: CHANNEL SEVEN RATINGS BAND 0 - 55 Handicap - 1000m

05 July 2026 - 2:25PM

Track Rating: Good 4, Weather: Fine, Rail Position: +4m 1000m-W/Post, +2m Remainder



| Section | L1000 | L800 | L600 | L400 | L200 |
|------------------------|----------------------|--------------------------|--------------------------|--------------------------|--------------------------|
| Section Times | 0:57.14 (0:12.94) | 0:44.20 [2] (0:10.42) | 0:33.78 [2] (0:10.92) | 0:22.86 [4] (0:10.98) | 0:11.87 [5] (0:11.87) |
| Average Speed [km/h] | 55.7 | 69.8 | 66.7 | 65.6 | 60.1 |
| Top Speed [km/h] | 68.6 | 70.7 | 69.2 | 68.1 | 64.2 |
| Avg. Dist. to Rail [m] | 0.8 | 2.6 | 2.5 | 0.9 | 2.2 |
| Avg. Stride Freq. [Hz] | 2.5 | 2.5 | 2.5 | 2.5 | 2.4 |
| Avg. Stride Length [m] | 6.6 | 7.8 | 7.4 | 7.3 | 7.1 |



- [] Ranking at each section and finish
- :-:- No data available at this section
- NA No data available

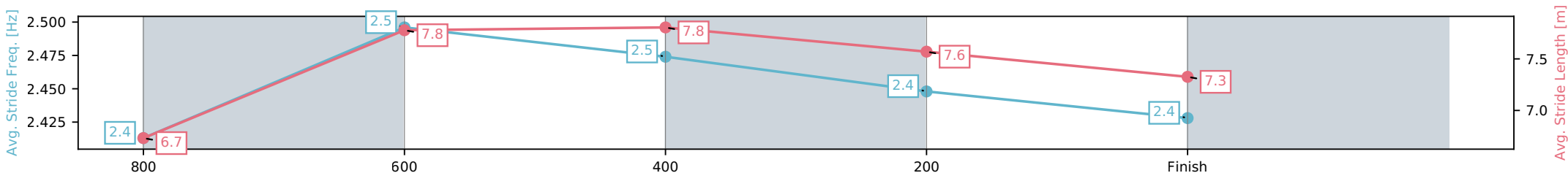
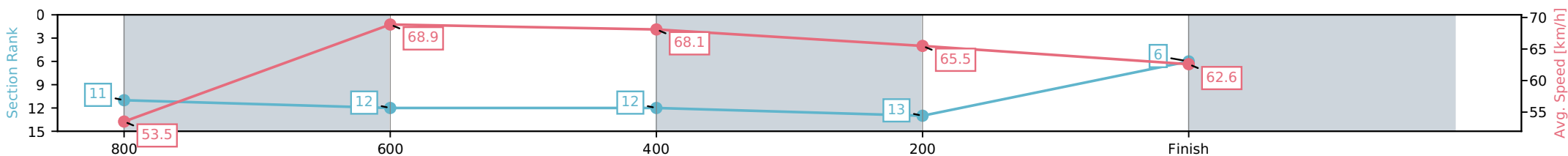
| | |
|--------------------------------|-----------------------------------|
| Horse/Jockey Name | Diamond Lucy/Raul Silvera Olivera |
| Finish Rank | 6 |
| Fastest Section Time (Section) | 0:10.59 (800-600) |
| Top Speed [km/h] (Section) | 69.9 (800-600) |
| Race State | PUBLISHED |



Townsville QLD --Professional-2026-07-05
 Race 4: CHANNEL SEVEN RATINGS BAND 0 - 55 Handicap - 1000m
 05 July 2026 - 2:25PM
 Track Rating: Good 4, Weather: Fine, Rail Position: +4m 1000m-W/Post, +2m Remainder



| Section | L1000 | L800 | L600 | L400 | L200 |
|------------------------|----------------------|---------------------------|---------------------------|---------------------------|---------------------------|
| Section Times | 0:57.21 (0:13.49) | 0:43.72 [11] (0:10.59) | 0:33.13 [12] (0:10.72) | 0:22.42 [12] (0:11.02) | 0:11.39 [13] (0:11.39) |
| Average Speed [km/h] | 53.5 | 68.9 | 68.1 | 65.5 | 62.6 |
| Top Speed [km/h] | 69.6 | 69.9 | 69.8 | 66.4 | 64.3 |
| Avg. Dist. to Rail [m] | 4.3 | 3.2 | 2.6 | 2.5 | 5.3 |
| Avg. Stride Freq. [Hz] | 2.4 | 2.5 | 2.5 | 2.4 | 2.4 |
| Avg. Stride Length [m] | 6.7 | 7.8 | 7.8 | 7.6 | 7.3 |



- [] Ranking at each section and finish
- :-:- No data available at this section
- NA No data available

| | |
|--------------------------------|---------------------|
| Horse/Jockey Name | Pontius/Ben Kennedy |
| Finish Rank | 7 |
| Fastest Section Time (Section) | 0:10.42 (800-600) |
| Top Speed [km/h] (Section) | 71.4 (800-600) |
| Race State | PUBLISHED |



Townsville QLD --Professional-2026-07-05

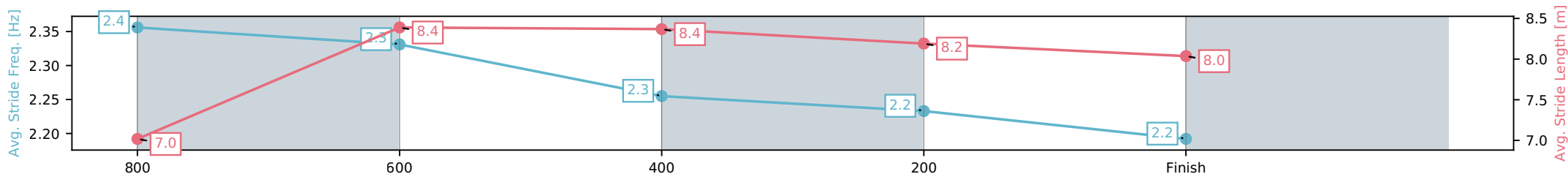
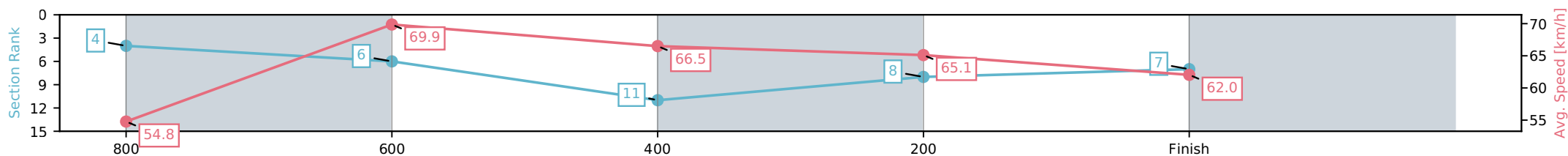
Race 4: CHANNEL SEVEN RATINGS BAND 0 - 55 Handicap - 1000m

05 July 2026 - 2:25PM

Track Rating: Good 4, Weather: Fine, Rail Position: +4m 1000m-W/Post, +2m Remainder



| Section | L1000 | L800 | L600 | L400 | L200 |
|------------------------|----------------------|--------------------------|--------------------------|---------------------------|--------------------------|
| Section Times | 0:57.30 (0:13.16) | 0:44.14 [4] (0:10.42) | 0:33.72 [6] (0:11.02) | 0:22.71 [11] (0:11.08) | 0:11.63 [8] (0:11.63) |
| Average Speed [km/h] | 54.8 | 69.9 | 66.5 | 65.1 | 62.0 |
| Top Speed [km/h] | 68.8 | 71.4 | 70.3 | 65.7 | 65.1 |
| Avg. Dist. to Rail [m] | 1.1 | 3.0 | 3.1 | 1.9 | 1.6 |
| Avg. Stride Freq. [Hz] | 2.4 | 2.3 | 2.3 | 2.2 | 2.2 |
| Avg. Stride Length [m] | 7.0 | 8.4 | 8.4 | 8.2 | 8.0 |



- [] Ranking at each section and finish
- :-:- No data available at this section
- NA No data available

| | |
|--------------------------------|--------------------------|
| Horse/Jockey Name | Laser Beam/Chelsea Jokic |
| Finish Rank | 8 |
| Fastest Section Time (Section) | 0:10.27 (800-600) |
| Top Speed [km/h] (Section) | 72.2 (800-600) |
| Race State | PUBLISHED |



Townsville QLD --Professional-2026-07-05

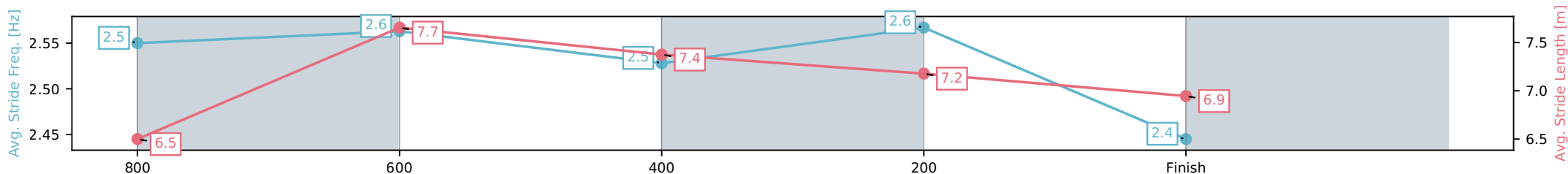
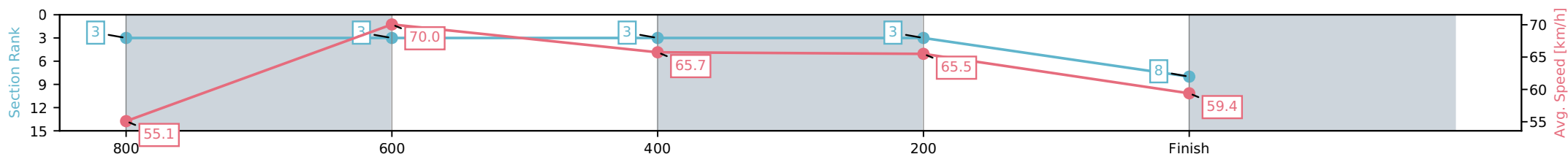
Race 4: CHANNEL SEVEN RATINGS BAND 0 - 55 Handicap - 1000m

05 July 2026 - 2:25PM

Track Rating: Good 4, Weather: Fine, Rail Position: +4m 1000m-W/Post, +2m Remainder



| Section | L1000 | L800 | L600 | L400 | L200 |
|------------------------|----------------------|--------------------------|--------------------------|--------------------------|--------------------------|
| Section Times | 0:57.33 (0:13.10) | 0:44.23 [3] (0:10.27) | 0:33.96 [3] (0:10.91) | 0:23.05 [3] (0:10.98) | 0:12.07 [3] (0:12.07) |
| Average Speed [km/h] | 55.1 | 70.0 | 65.7 | 65.5 | 59.4 |
| Top Speed [km/h] | 69.3 | 72.2 | 69.1 | 68.3 | 62.4 |
| Avg. Dist. to Rail [m] | 1.3 | 0.4 | 0.7 | 1.2 | 1.1 |
| Avg. Stride Freq. [Hz] | 2.5 | 2.6 | 2.5 | 2.6 | 2.4 |
| Avg. Stride Length [m] | 6.5 | 7.7 | 7.4 | 7.2 | 6.9 |



- [] Ranking at each section and finish
- :-:- No data available at this section
- NA No data available

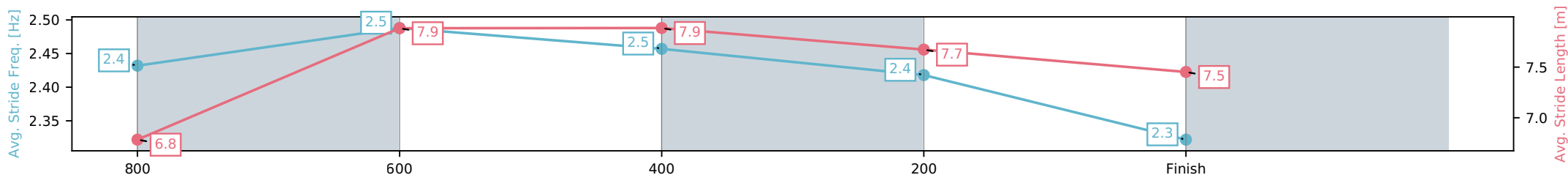
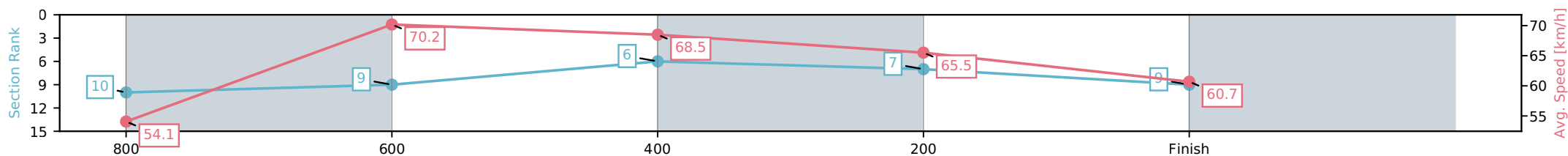
| | |
|--------------------------------|------------------------------|
| Horse/Jockey Name | Mr Sugar Daddy/Nathan Thomas |
| Finish Rank | 9 |
| Fastest Section Time (Section) | 0:10.40 (800-600) |
| Top Speed [km/h] (Section) | 72.0 (800-600) |
| Race State | PUBLISHED |



Townsville QLD --Professional-2026-07-05
 Race 4: CHANNEL SEVEN RATINGS BAND 0 - 55 Handicap - 1000m
 05 July 2026 - 2:25PM
 Track Rating: Good 4, Weather: Fine, Rail Position: +4m 1000m-W/Post, +2m Remainder



| Section | L1000 | L800 | L600 | L400 | L200 |
|------------------------|----------------------|---------------------------|--------------------------|--------------------------|--------------------------|
| Section Times | 0:57.42 (0:13.36) | 0:44.06 [10] (0:10.40) | 0:33.66 [9] (0:10.71) | 0:22.95 [6] (0:11.07) | 0:11.88 [7] (0:11.88) |
| Average Speed [km/h] | 54.1 | 70.2 | 68.5 | 65.5 | 60.7 |
| Top Speed [km/h] | 67.7 | 72.0 | 70.9 | 67.0 | 64.4 |
| Avg. Dist. to Rail [m] | 4.6 | 3.5 | 3.6 | 4.2 | 4.8 |
| Avg. Stride Freq. [Hz] | 2.4 | 2.5 | 2.5 | 2.4 | 2.3 |
| Avg. Stride Length [m] | 6.8 | 7.9 | 7.9 | 7.7 | 7.5 |



- [] Ranking at each section and finish
- :-:- No data available at this section
- NA No data available

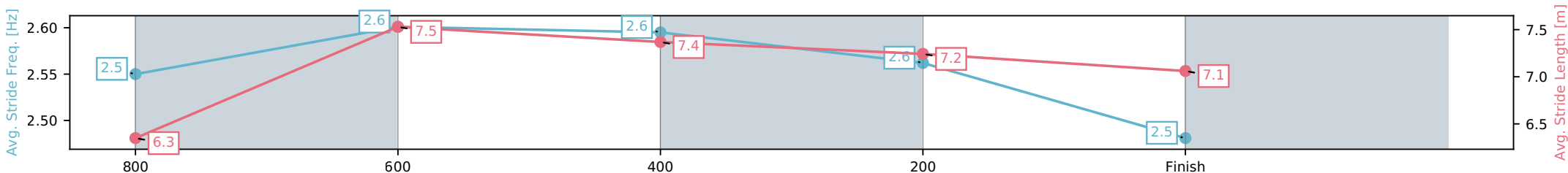
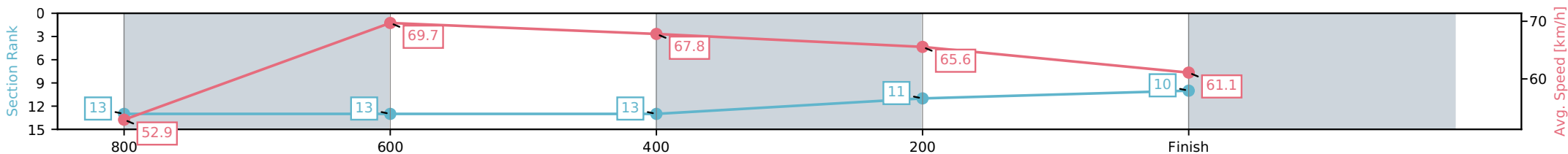
| | |
|--------------------------------|--------------------------|
| Horse/Jockey Name | Our Folly/Chris Whiteley |
| Finish Rank | 10 |
| Fastest Section Time (Section) | 0:10.47 (800-600) |
| Top Speed [km/h] (Section) | 71.6 (800-600) |
| Race State | PUBLISHED |



Townsville QLD --Professional-2026-07-05
 Race 4: CHANNEL SEVEN RATINGS BAND 0 - 55 Handicap - 1000m
 05 July 2026 - 2:25PM
 Track Rating: Good 4, Weather: Fine, Rail Position: +4m 1000m-W/Post, +2m Remainder



| Section | L1000 | L800 | L600 | L400 | L200 |
|------------------------|----------------------|---------------------------|---------------------------|---------------------------|---------------------------|
| Section Times | 0:57.59 (0:13.64) | 0:43.95 [13] (0:10.47) | 0:33.48 [13] (0:10.69) | 0:22.79 [13] (0:11.00) | 0:11.79 [11] (0:11.79) |
| Average Speed [km/h] | 52.9 | 69.7 | 67.8 | 65.6 | 61.1 |
| Top Speed [km/h] | 71.4 | 71.6 | 69.2 | 66.9 | 64.6 |
| Avg. Dist. to Rail [m] | 5.3 | 2.6 | 1.2 | 0.5 | 0.5 |
| Avg. Stride Freq. [Hz] | 2.5 | 2.6 | 2.6 | 2.6 | 2.5 |
| Avg. Stride Length [m] | 6.3 | 7.5 | 7.4 | 7.2 | 7.1 |



- [] Ranking at each section and finish
- :-:- No data available at this section
- NA No data available

| | |
|--------------------------------|-----------------------|
| Horse/Jockey Name | Wired For Fun/Ivo Fry |
| Finish Rank | 11 |
| Fastest Section Time (Section) | 0:10.50 (800-600) |
| Top Speed [km/h] (Section) | 69.4 (800-600) |
| Race State | PUBLISHED |



Townsville QLD --Professional-2026-07-05

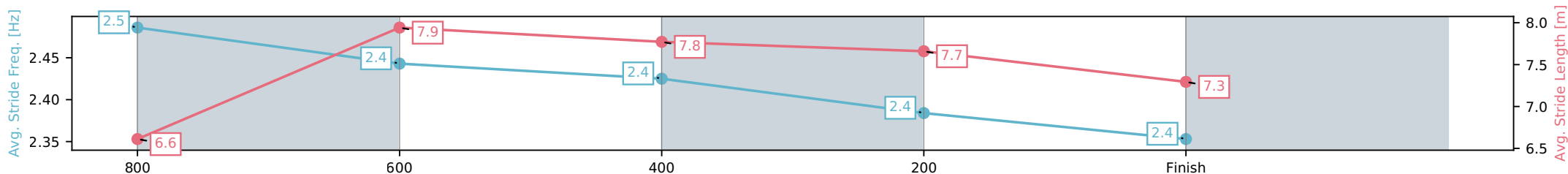
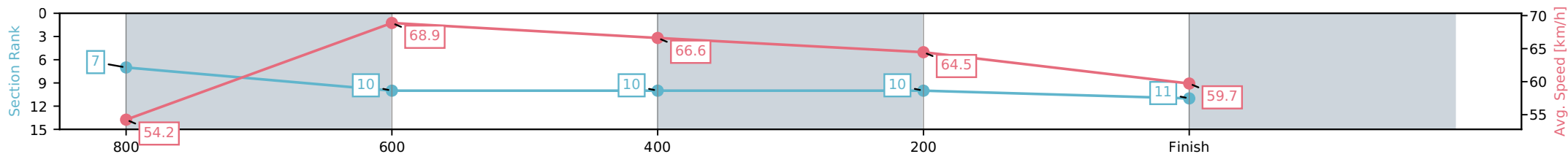
Race 4: CHANNEL SEVEN RATINGS BAND 0 - 55 Handicap - 1000m

05 July 2026 - 2:25PM

Track Rating: Good 4, Weather: Fine, Rail Position: +4m 1000m-W/Post, +2m Remainder



| Section | L1000 | L800 | L600 | L400 | L200 |
|------------------------|----------------------|--------------------------|---------------------------|---------------------------|---------------------------|
| Section Times | 0:57.80 (0:13.28) | 0:44.52 [7] (0:10.50) | 0:34.02 [10] (0:10.81) | 0:23.22 [10] (0:11.17) | 0:12.05 [10] (0:12.05) |
| Average Speed [km/h] | 54.2 | 68.9 | 66.6 | 64.5 | 59.7 |
| Top Speed [km/h] | 69.3 | 69.4 | 68.7 | 65.9 | 63.4 |
| Avg. Dist. to Rail [m] | 0.8 | 1.1 | 0.2 | 1.0 | 1.4 |
| Avg. Stride Freq. [Hz] | 2.5 | 2.4 | 2.4 | 2.4 | 2.4 |
| Avg. Stride Length [m] | 6.6 | 7.9 | 7.8 | 7.7 | 7.3 |



- [] Ranking at each section and finish
- :-:- No data available at this section
- NA No data available

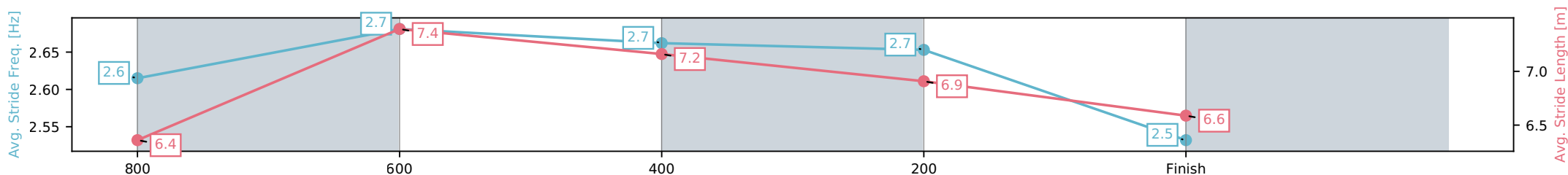
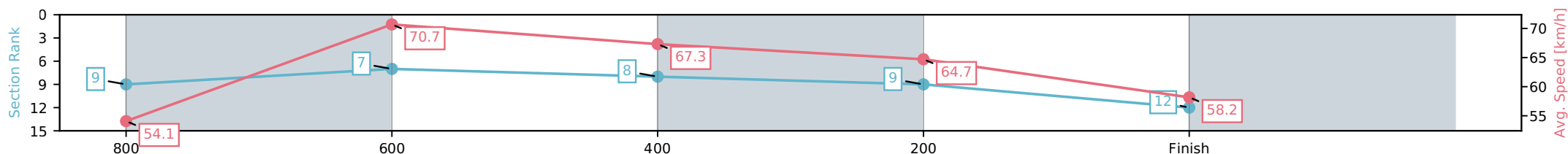
| | |
|--------------------------------|---------------------------|
| Horse/Jockey Name | Isle Ornsay/Olivia Kendal |
| Finish Rank | 12 |
| Fastest Section Time (Section) | 0:10.27 (800-600) |
| Top Speed [km/h] (Section) | 71.2 (800-600) |
| Race State | PUBLISHED |



Townsville QLD --Professional-2026-07-05
 Race 4: CHANNEL SEVEN RATINGS BAND 0 - 55 Handicap - 1000m
 05 July 2026 - 2:25PM
 Track Rating: Good 4, Weather: Fine, Rail Position: +4m 1000m-W/Post, +2m Remainder



| Section | L1000 | L800 | L600 | L400 | L200 |
|------------------------|----------------------|--------------------------|--------------------------|--------------------------|--------------------------|
| Section Times | 0:57.93 (0:13.36) | 0:44.57 [9] (0:10.27) | 0:34.30 [7] (0:10.92) | 0:23.38 [8] (0:11.18) | 0:12.20 [9] (0:12.20) |
| Average Speed [km/h] | 54.1 | 70.7 | 67.3 | 64.7 | 58.2 |
| Top Speed [km/h] | 69.6 | 71.2 | 70.1 | 66.7 | 62.5 |
| Avg. Dist. to Rail [m] | 6.1 | 2.8 | 3.7 | 4.4 | 8.0 |
| Avg. Stride Freq. [Hz] | 2.6 | 2.7 | 2.7 | 2.7 | 2.5 |
| Avg. Stride Length [m] | 6.4 | 7.4 | 7.2 | 6.9 | 6.6 |



- [] Ranking at each section and finish
- :-:- No data available at this section
- NA No data available

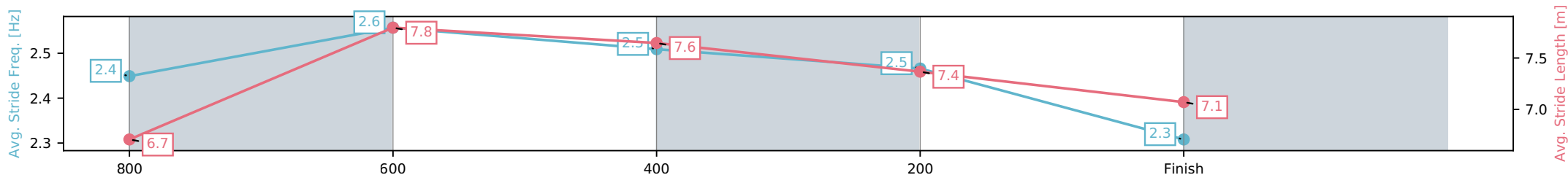
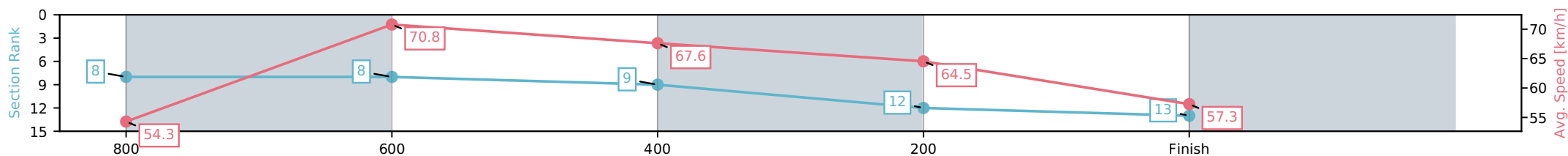
| | |
|--------------------------------|---------------------|
| Horse/Jockey Name | Fake/Lacey Morrison |
| Finish Rank | 13 |
| Fastest Section Time (Section) | 0:10.35 (800-600) |
| Top Speed [km/h] (Section) | 71.6 (800-600) |
| Race State | PUBLISHED |



Townsville QLD --Professional-2026-07-05
 Race 4: CHANNEL SEVEN RATINGS BAND 0 - 55 Handicap - 1000m
 05 July 2026 - 2:25PM
 Track Rating: Good 4, Weather: Fine, Rail Position: +4m 1000m-W/Post, +2m Remainder



| Section | L1000 | L800 | L600 | L400 | L200 |
|------------------------|----------------------|--------------------------|--------------------------|--------------------------|---------------------------|
| Section Times | 0:58.42 (0:13.32) | 0:45.10 [8] (0:10.35) | 0:34.75 [8] (0:10.90) | 0:23.84 [9] (0:11.24) | 0:12.60 [12] (0:12.60) |
| Average Speed [km/h] | 54.3 | 70.8 | 67.6 | 64.5 | 57.3 |
| Top Speed [km/h] | 70.4 | 71.6 | 68.9 | 66.3 | 66.3 |
| Avg. Dist. to Rail [m] | 7.7 | 4.6 | 4.6 | 5.9 | 8.8 |
| Avg. Stride Freq. [Hz] | 2.4 | 2.6 | 2.5 | 2.5 | 2.3 |
| Avg. Stride Length [m] | 6.7 | 7.8 | 7.6 | 7.4 | 7.1 |



- [] Ranking at each section and finish
- :-:- No data available at this section
- NA No data available



Townsville QLD

Race 5: THE VILLE CHAIRMAN'S SPRINT OPEN Handicap - 1200m

05 July 2026 - 3:05PM

Track Rating: Good 4, Weather: Fine, Rail Position: +4m 1000m-W/Post, +2m Remainder



Field Times (Race Tempo) 1:10.30 0:55.52 0:44.81 0:34.03 0:23.02 0:11.90
 (0:14.78) (0:10.71) (0:10.77) (0:11.01) (0:11.12) (0:11.90)

| Rank | TAB# | Horse | Overall Time | First 400m | Top Speed km/h (Section) | L1200 | L1000 | L800 | L600 | L400 | L200 | | |
|------|--------|------------------|---------------|------------|--------------------------|--------------|-------------|-------------|-------------|-------------|--------------|--|--|
| | (BAR#) | Jockey | Margin (DT-W) | Last 600m | Fastest Section (Time) | Start - 1000 | 1000 - 800 | 800 - 600 | 600 - 400 | 400 - 200 | 200 - Finish | | |
| 1 | 3 | Hellish | 1:10.30 | 0:25.49 | 68.3 (1000-800) | 1:10.30 | 0:55.52 [1] | 0:44.81 [1] | 0:34.03 [1] | 0:23.02 [1] | 0:11.90 [1] | | |
| | (5) | Tahlia Fenlon | | 0:34.03 | 1000-800 (0:10.71) | (0:14.78) | (0:10.71) | (0:10.77) | (0:11.01) | (0:11.12) | (0:11.90) | | |
| 2 | 6 | Tambo's Justice | 1:10.54 | 0:25.82 | 68.9 (800-600) | 1:10.54 | 0:55.49 [4] | 0:44.72 [4] | 0:33.97 [3] | 0:22.82 [4] | 0:11.62 [3] | | |
| | (2) | Ashley Butler | 1.4L (+1) | 0:33.97 | 800-600 (0:10.75) | (0:15.05) | (0:10.77) | (0:10.75) | (0:11.14) | (0:11.21) | (0:11.62) | | |
| 3 | 5 | Russian Mint | 1:10.68 | 0:25.80 | 69.0 (1000-800) | 1:10.68 | 0:55.63 [3] | 0:44.88 [3] | 0:34.04 [4] | 0:23.02 [3] | 0:11.89 [2] | | |
| | (3) | Ben Kennedy | 2.3L (+3) | 0:34.04 | 1000-800 (0:10.75) | (0:15.05) | (0:10.75) | (0:10.85) | (0:11.02) | (0:11.13) | (0:11.89) | | |
| 4 | 1 | Speed Legend | 1:10.73 | 0:26.21 | 67.5 (800-600) | 1:10.73 | 0:55.43 [6] | 0:44.53 [7] | 0:33.71 [7] | 0:22.52 [9] | 0:11.44 [9] | | |
| | (1) | Ryan Wiggins | 2.6L (+0) | 0:33.71 | 800-600 (0:10.82) | (0:15.30) | (0:10.91) | (0:10.82) | (0:11.18) | (0:11.09) | (0:11.44) | | |
| 5 | 2 | Valenki | 1:10.75 | 0:25.98 | 68.6 (800-600) | 1:10.75 | 0:55.60 [5] | 0:44.77 [5] | 0:33.97 [5] | 0:22.84 [5] | 0:11.65 [5] | | |
| | (6) | Aidan Holt | 2.7L (+7) | 0:33.97 | 800-600 (0:10.80) | (0:15.14) | (0:10.84) | (0:10.80) | (0:11.12) | (0:11.20) | (0:11.65) | | |
| 6 | 7 | Outsmarted | 1:10.75 | 0:26.51 | 70.0 (800-600) | 1:10.75 | 0:55.11 [9] | 0:44.24 [9] | 0:33.61 [9] | 0:22.66 [7] | 0:11.64 [6] | | |
| | (8) | Chelsea Jovic | 2.7L (+5) | 0:33.61 | 800-600 (0:10.62) | (0:15.64) | (0:10.87) | (0:10.62) | (0:10.95) | (0:11.02) | (0:11.64) | | |
| 7 | 4 | Lean Eagle | 1:10.75 | 0:26.29 | 68.5 (800-600) | 1:10.75 | 0:55.25 [8] | 0:44.47 [8] | 0:33.70 [8] | 0:22.59 [8] | 0:11.63 [7] | | |
| | (7) | Lacey Morrison | 2.7L (+5) | 0:33.70 | 800-600 (0:10.77) | (0:15.50) | (0:10.79) | (0:10.77) | (0:11.11) | (0:10.96) | (0:11.63) | | |
| 8 | 9 | From This Moment | 1:10.76 | 0:26.16 | 67.6 (800-600) | 1:10.76 | 0:55.46 [7] | 0:44.60 [6] | 0:33.75 [6] | 0:22.69 [6] | 0:11.64 [8] | | |
| | (4) | Fiona Sandkuhl | 2.7L (+2) | 0:33.75 | 800-600 (0:10.85) | (0:15.30) | (0:10.86) | (0:10.85) | (0:11.06) | (0:11.05) | (0:11.64) | | |
| 9 | 8 | Moegreen | 1:10.97 | 0:25.61 | 70.0 (1000-800) | 1:10.97 | 0:55.98 [2] | 0:45.36 [2] | 0:34.52 [2] | 0:23.38 [2] | 0:12.04 [4] | | |
| | (9) | Sean Cormack | 4.0L (+5) | 0:34.52 | 1000-800 (0:10.62) | (0:14.99) | (0:10.62) | (0:10.85) | (0:11.13) | (0:11.35) | (0:12.04) | | |

Report Created: Sun 05 July 2026

(Note: Races are conducted over an approximate distance as close as possible to the advertised distance, and recorded data may vary accordingly. Official times refer to race times only and do not include handicap times.)

[] Position in running at each section and finish TAB# Saddle cloth number

Fastest split

:-:-- No data available at this section

BAR# Barrier/Gate Position

Fastest section

NA No data available

DNF Did not finish

DNT Did not track

DT-W Distance travelled compared to winner in metres

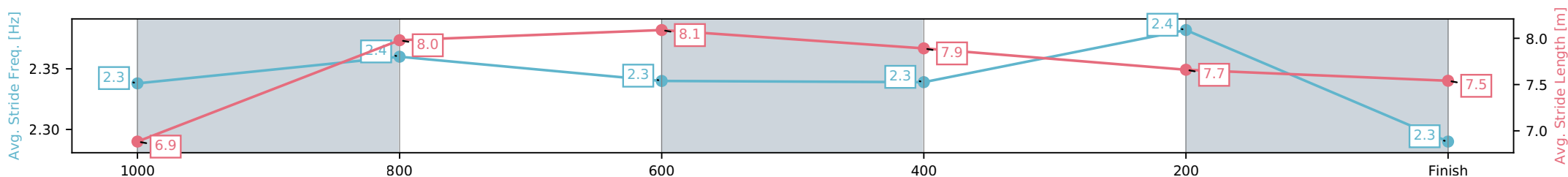
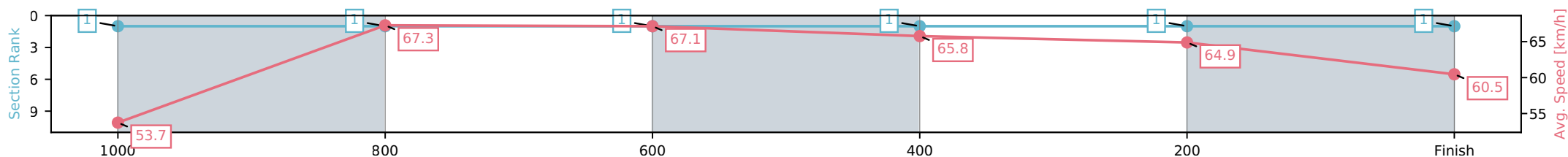
| | |
|--------------------------------|-----------------------|
| Horse/Jockey Name | Hellish/Tahlia Fenlon |
| Finish Rank | 1 |
| Fastest Section Time (Section) | 0:10.71 (1000-800) |
| Top Speed [km/h] (Section) | 68.3 (1000-800) |
| Race State | PUBLISHED |



Townsville QLD --Professional-2026-07-05
 Race 5: THE VILLE CHAIRMAN'S SPRINT OPEN Handicap - 1200m
 05 July 2026 - 3:05PM
 Track Rating: Good 4, Weather: Fine, Rail Position: +4m 1000m-W/Post, +2m Remainder



| Section | L1200 | L1000 | L800 | L600 | L400 | L200 |
|------------------------|----------------------|--------------------------|--------------------------|--------------------------|--------------------------|--------------------------|
| Section Times | 1:10.30 (0:14.78) | 0:55.52 [1] (0:10.71) | 0:44.81 [1] (0:10.77) | 0:34.03 [1] (0:11.01) | 0:23.02 [1] (0:11.12) | 0:11.90 [1] (0:11.90) |
| Average Speed [km/h] | 53.7 | 67.3 | 67.1 | 65.8 | 64.9 | 60.5 |
| Top Speed [km/h] | 65.9 | 68.3 | 68.0 | 66.3 | 65.4 | 64.7 |
| Avg. Dist. to Rail [m] | 6.7 | 0.6 | 0.9 | 1.2 | 1.7 | 1.5 |
| Avg. Stride Freq. [Hz] | 2.3 | 2.4 | 2.3 | 2.3 | 2.4 | 2.3 |
| Avg. Stride Length [m] | 6.9 | 8.0 | 8.1 | 7.9 | 7.7 | 7.5 |



[] Ranking at each section and finish
 -:-:- No data available at this section
 NA No data available

| | |
|--------------------------------|-------------------------------|
| Horse/Jockey Name | Tambo's Justice/Ashley Butler |
| Finish Rank | 2 |
| Fastest Section Time (Section) | 0:10.75 (800-600) |
| Top Speed [km/h] (Section) | 68.9 (800-600) |
| Race State | PUBLISHED |



Townsville QLD --Professional-2026-07-05

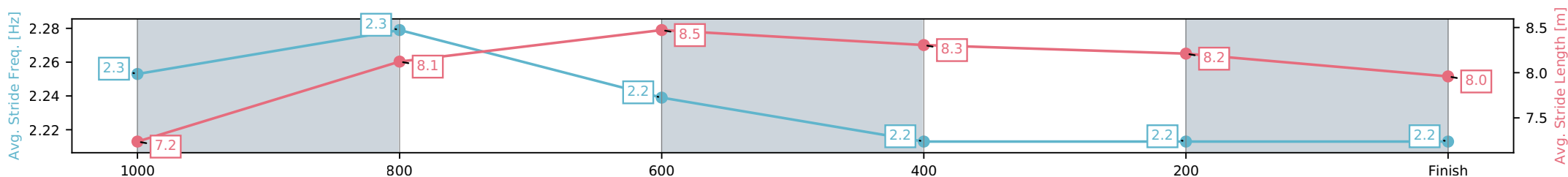
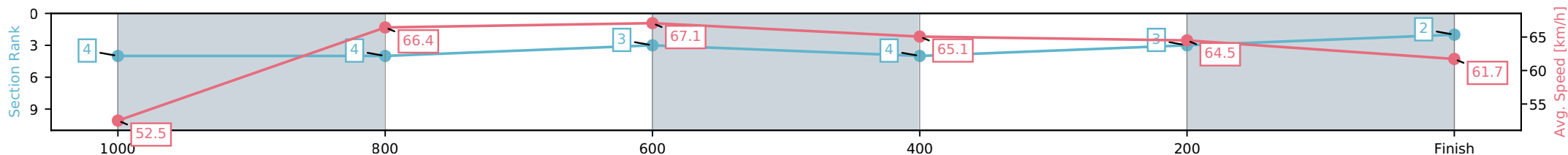
Race 5: THE VILLE CHAIRMAN'S SPRINT OPEN Handicap - 1200m

05 July 2026 - 3:05PM

Track Rating: Good 4, Weather: Fine, Rail Position: +4m 1000m-W/Post, +2m Remainder



| Section | L1200 | L1000 | L800 | L600 | L400 | L200 |
|------------------------|----------------------|--------------------------|--------------------------|--------------------------|--------------------------|--------------------------|
| Section Times | 1:10.54 (0:15.05) | 0:55.49 [4] (0:10.77) | 0:44.72 [4] (0:10.75) | 0:33.97 [3] (0:11.14) | 0:22.82 [4] (0:11.21) | 0:11.62 [3] (0:11.62) |
| Average Speed [km/h] | 52.5 | 66.4 | 67.1 | 65.1 | 64.5 | 61.7 |
| Top Speed [km/h] | 65.5 | 68.9 | 68.9 | 65.8 | 65.1 | 64.1 |
| Avg. Dist. to Rail [m] | 4.3 | 1.2 | 0.5 | 1.4 | 1.6 | 2.1 |
| Avg. Stride Freq. [Hz] | 2.3 | 2.3 | 2.2 | 2.2 | 2.2 | 2.2 |
| Avg. Stride Length [m] | 7.2 | 8.1 | 8.5 | 8.3 | 8.2 | 8.0 |



- [] Ranking at each section and finish
- :-:- No data available at this section
- NA No data available

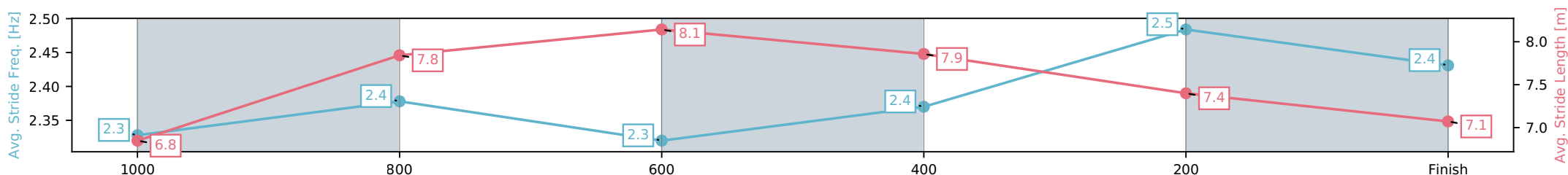
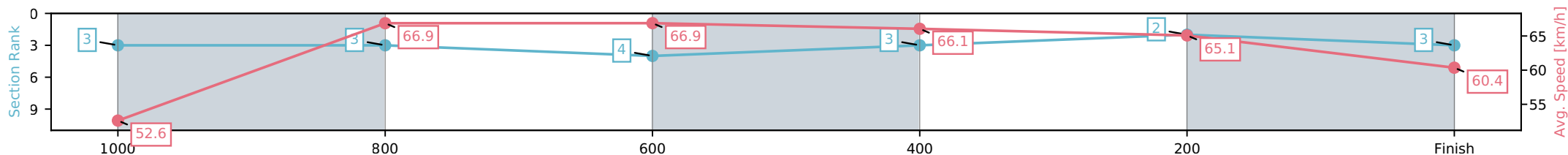
| | |
|--------------------------------|--------------------------|
| Horse/Jockey Name | Russian Mint/Ben Kennedy |
| Finish Rank | 3 |
| Fastest Section Time (Section) | 0:10.75 (1000-800) |
| Top Speed [km/h] (Section) | 69.0 (1000-800) |
| Race State | PUBLISHED |



Townsville QLD --Professional-2026-07-05
 Race 5: THE VILLE CHAIRMAN'S SPRINT OPEN Handicap - 1200m
 05 July 2026 - 3:05PM
 Track Rating: Good 4, Weather: Fine, Rail Position: +4m 1000m-W/Post, +2m Remainder



| Section | L1200 | L1000 | L800 | L600 | L400 | L200 |
|------------------------|----------------------|--------------------------|--------------------------|--------------------------|--------------------------|--------------------------|
| Section Times | 1:10.68 (0:15.05) | 0:55.63 [3] (0:10.75) | 0:44.88 [3] (0:10.85) | 0:34.04 [4] (0:11.02) | 0:23.02 [3] (0:11.13) | 0:11.89 [2] (0:11.89) |
| Average Speed [km/h] | 52.6 | 66.9 | 66.9 | 66.1 | 65.1 | 60.4 |
| Top Speed [km/h] | 65.6 | 69.0 | 68.6 | 67.2 | 65.8 | 63.3 |
| Avg. Dist. to Rail [m] | 4.2 | 1.0 | 1.4 | 2.2 | 4.1 | 4.2 |
| Avg. Stride Freq. [Hz] | 2.3 | 2.4 | 2.3 | 2.4 | 2.5 | 2.4 |
| Avg. Stride Length [m] | 6.8 | 7.8 | 8.1 | 7.9 | 7.4 | 7.1 |



[] Ranking at each section and finish
 -:-:- No data available at this section
 NA No data available

| | |
|--------------------------------|---------------------------|
| Horse/Jockey Name | Speed Legend/Ryan Wiggins |
| Finish Rank | 4 |
| Fastest Section Time (Section) | 0:10.82 (800-600) |
| Top Speed [km/h] (Section) | 67.5 (800-600) |
| Race State | PUBLISHED |



Townsville QLD --Professional-2026-07-05

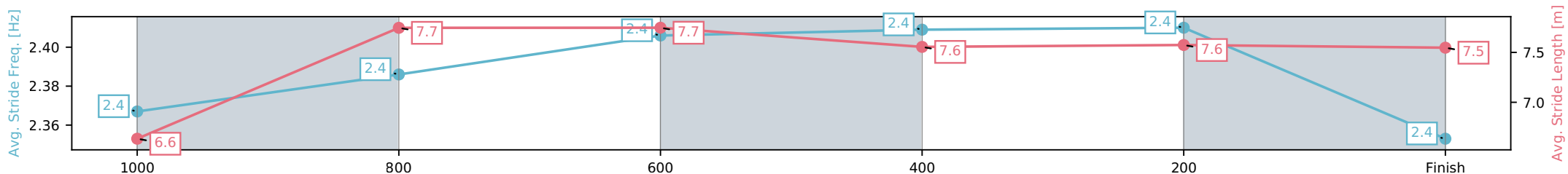
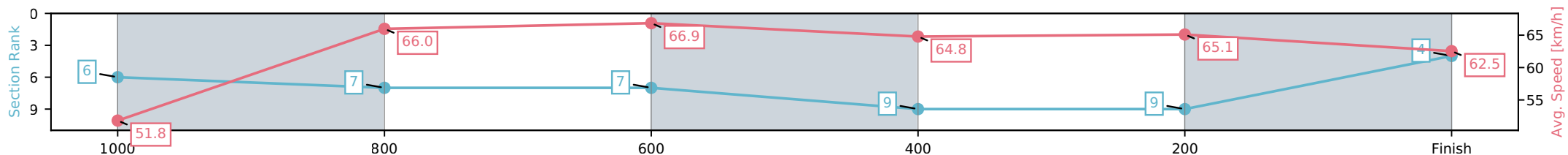
Race 5: THE VILLE CHAIRMAN'S SPRINT OPEN Handicap - 1200m

05 July 2026 - 3:05PM

Track Rating: Good 4, Weather: Fine, Rail Position: +4m 1000m-W/Post, +2m Remainder



| Section | L1200 | L1000 | L800 | L600 | L400 | L200 |
|------------------------|----------------------|--------------------------|--------------------------|--------------------------|--------------------------|--------------------------|
| Section Times | 1:10.73 (0:15.30) | 0:55.43 [6] (0:10.91) | 0:44.53 [7] (0:10.82) | 0:33.71 [7] (0:11.18) | 0:22.52 [9] (0:11.09) | 0:11.44 [9] (0:11.44) |
| Average Speed [km/h] | 51.8 | 66.0 | 66.9 | 64.8 | 65.1 | 62.5 |
| Top Speed [km/h] | 64.4 | 67.0 | 67.5 | 65.6 | 65.5 | 64.2 |
| Avg. Dist. to Rail [m] | 3.9 | 0.9 | 1.0 | 1.4 | 1.5 | 1.5 |
| Avg. Stride Freq. [Hz] | 2.4 | 2.4 | 2.4 | 2.4 | 2.4 | 2.4 |
| Avg. Stride Length [m] | 6.6 | 7.7 | 7.7 | 7.6 | 7.6 | 7.5 |



- [] Ranking at each section and finish
- :-:- No data available at this section
- NA No data available

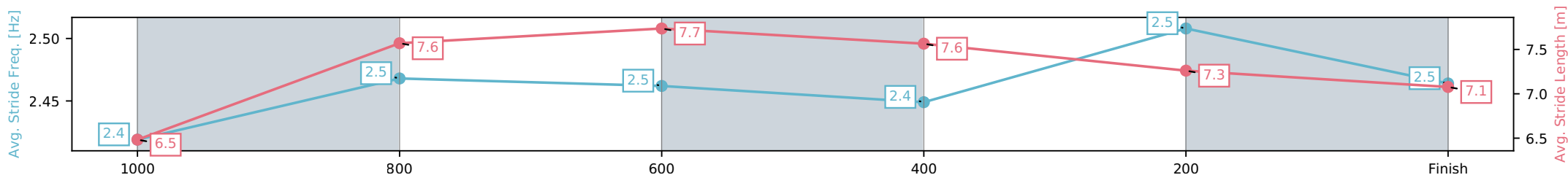
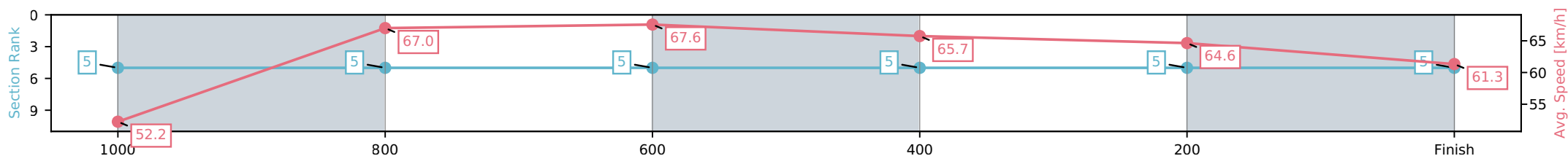
| | |
|--------------------------------|--------------------|
| Horse/Jockey Name | Valenki/Aidan Holt |
| Finish Rank | 5 |
| Fastest Section Time (Section) | 0:10.80 (800-600) |
| Top Speed [km/h] (Section) | 68.6 (800-600) |
| Race State | PUBLISHED |



Townsville QLD --Professional-2026-07-05
 Race 5: THE VILLE CHAIRMAN'S SPRINT OPEN Handicap - 1200m
 05 July 2026 - 3:05PM
 Track Rating: Good 4, Weather: Fine, Rail Position: +4m 1000m-W/Post, +2m Remainder



| Section | L1200 | L1000 | L800 | L600 | L400 | L200 |
|------------------------|----------------------|--------------------------|--------------------------|--------------------------|--------------------------|--------------------------|
| Section Times | 1:10.75 (0:15.14) | 0:55.60 [5] (0:10.84) | 0:44.77 [5] (0:10.80) | 0:33.97 [5] (0:11.12) | 0:22.84 [5] (0:11.20) | 0:11.65 [5] (0:11.65) |
| Average Speed [km/h] | 52.2 | 67.0 | 67.6 | 65.7 | 64.6 | 61.3 |
| Top Speed [km/h] | 65.1 | 68.2 | 68.6 | 66.8 | 65.2 | 63.6 |
| Avg. Dist. to Rail [m] | 6.7 | 1.8 | 2.7 | 3.3 | 4.1 | 6.2 |
| Avg. Stride Freq. [Hz] | 2.4 | 2.5 | 2.5 | 2.4 | 2.5 | 2.5 |
| Avg. Stride Length [m] | 6.5 | 7.6 | 7.7 | 7.6 | 7.3 | 7.1 |



- [] Ranking at each section and finish
- :-:- No data available at this section
- NA No data available

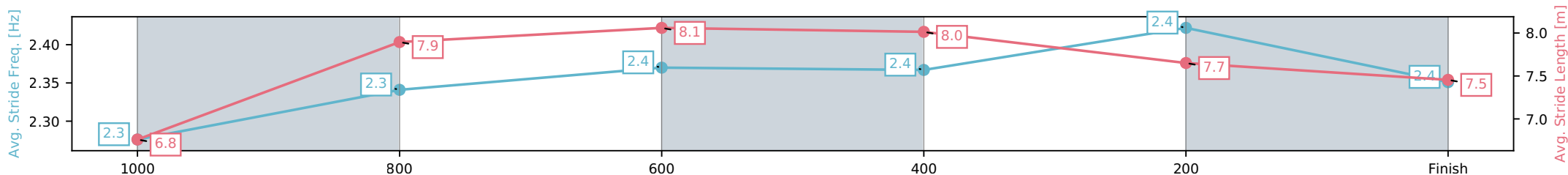
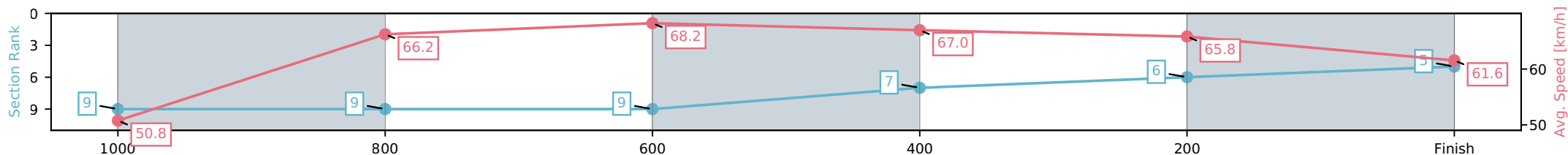
| | |
|--------------------------------|--------------------------|
| Horse/Jockey Name | Outsmarted/Chelsea Jokic |
| Finish Rank | 6 |
| Fastest Section Time (Section) | 0:10.62 (800-600) |
| Top Speed [km/h] (Section) | 70.0 (800-600) |
| Race State | PUBLISHED |



Townsville QLD --Professional-2026-07-05
 Race 5: THE VILLE CHAIRMAN'S SPRINT OPEN Handicap - 1200m
 05 July 2026 - 3:05PM
 Track Rating: Good 4, Weather: Fine, Rail Position: +4m 1000m-W/Post, +2m Remainder



| Section | L1200 | L1000 | L800 | L600 | L400 | L200 |
|------------------------|----------------------|--------------------------|--------------------------|--------------------------|--------------------------|--------------------------|
| Section Times | 1:10.75 (0:15.64) | 0:55.11 [9] (0:10.87) | 0:44.24 [9] (0:10.62) | 0:33.61 [9] (0:10.95) | 0:22.66 [7] (0:11.02) | 0:11.64 [6] (0:11.64) |
| Average Speed [km/h] | 50.8 | 66.2 | 68.2 | 67.0 | 65.8 | 61.6 |
| Top Speed [km/h] | 64.4 | 68.3 | 70.0 | 69.0 | 66.8 | 64.3 |
| Avg. Dist. to Rail [m] | 7.2 | 0.8 | 1.6 | 3.5 | 6.0 | 8.0 |
| Avg. Stride Freq. [Hz] | 2.3 | 2.3 | 2.4 | 2.4 | 2.4 | 2.4 |
| Avg. Stride Length [m] | 6.8 | 7.9 | 8.1 | 8.0 | 7.7 | 7.5 |



- [] Ranking at each section and finish
- :-:- No data available at this section
- NA No data available

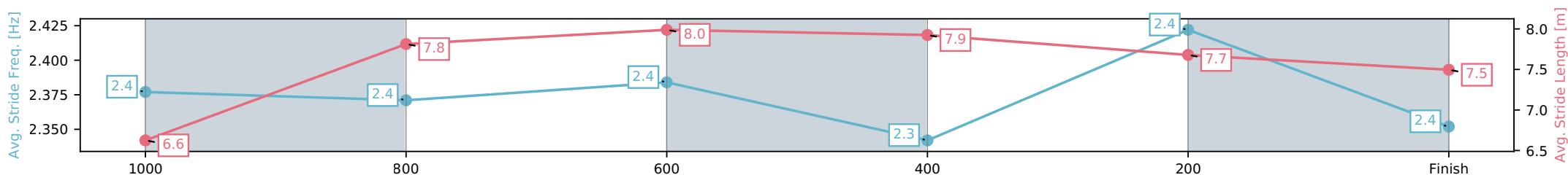
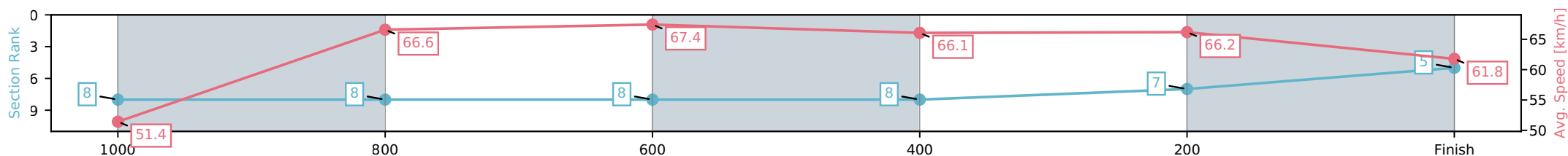
| | |
|--------------------------------|---------------------------|
| Horse/Jockey Name | Lean Eagle/Lacey Morrison |
| Finish Rank | 7 |
| Fastest Section Time (Section) | 0:10.77 (800-600) |
| Top Speed [km/h] (Section) | 68.5 (800-600) |
| Race State | PUBLISHED |



Townsville QLD --Professional-2026-07-05
 Race 5: THE VILLE CHAIRMAN'S SPRINT OPEN Handicap - 1200m
 05 July 2026 - 3:05PM
 Track Rating: Good 4, Weather: Fine, Rail Position: +4m 1000m-W/Post, +2m Remainder



| Section | L1200 | L1000 | L800 | L600 | L400 | L200 |
|------------------------|----------------------|--------------------------|--------------------------|--------------------------|--------------------------|--------------------------|
| Section Times | 1:10.75 (0:15.50) | 0:55.25 [8] (0:10.79) | 0:44.47 [8] (0:10.77) | 0:33.70 [8] (0:11.11) | 0:22.59 [8] (0:10.96) | 0:11.63 [7] (0:11.63) |
| Average Speed [km/h] | 51.4 | 66.6 | 67.4 | 66.1 | 66.2 | 61.8 |
| Top Speed [km/h] | 63.0 | 68.0 | 68.5 | 68.0 | 66.8 | 64.4 |
| Avg. Dist. to Rail [m] | 5.9 | 0.9 | 1.8 | 3.8 | 4.5 | 4.0 |
| Avg. Stride Freq. [Hz] | 2.4 | 2.4 | 2.4 | 2.3 | 2.4 | 2.4 |
| Avg. Stride Length [m] | 6.6 | 7.8 | 8.0 | 7.9 | 7.7 | 7.5 |



[] Ranking at each section and finish
 -:-:- No data available at this section
 NA No data available

| | |
|--------------------------------|---------------------------------|
| Horse/Jockey Name | From This Moment/Fiona Sandkuhl |
| Finish Rank | 8 |
| Fastest Section Time (Section) | 0:10.85 (800-600) |
| Top Speed [km/h] (Section) | 67.6 (800-600) |
| Race State | PUBLISHED |



Townsville QLD --Professional-2026-07-05

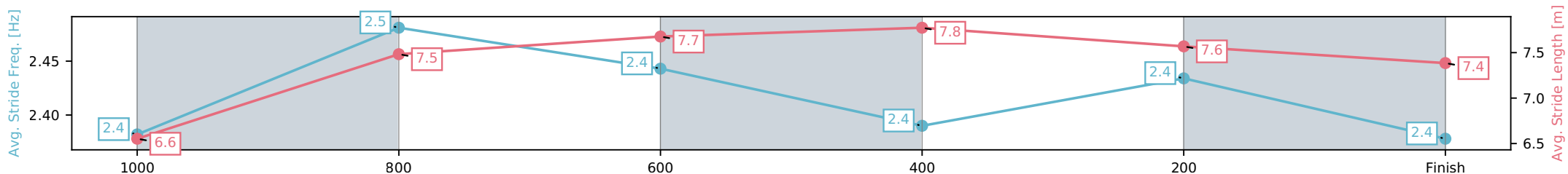
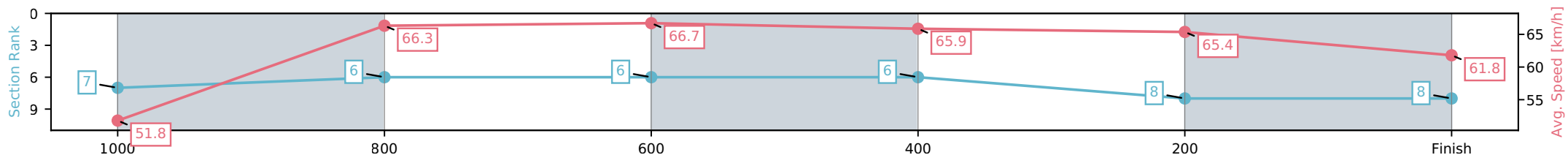
Race 5: THE VILLE CHAIRMAN'S SPRINT OPEN Handicap - 1200m

05 July 2026 - 3:05PM

Track Rating: Good 4, Weather: Fine, Rail Position: +4m 1000m-W/Post, +2m Remainder



| Section | L1200 | L1000 | L800 | L600 | L400 | L200 |
|------------------------|----------------------|--------------------------|--------------------------|--------------------------|--------------------------|--------------------------|
| Section Times | 1:10.76 (0:15.30) | 0:55.46 [7] (0:10.86) | 0:44.60 [6] (0:10.85) | 0:33.75 [6] (0:11.06) | 0:22.69 [6] (0:11.05) | 0:11.64 [8] (0:11.64) |
| Average Speed [km/h] | 51.8 | 66.3 | 66.7 | 65.9 | 65.4 | 61.8 |
| Top Speed [km/h] | 64.4 | 66.9 | 67.6 | 67.3 | 66.3 | 64.5 |
| Avg. Dist. to Rail [m] | 4.9 | 1.1 | 1.4 | 2.2 | 3.4 | 5.6 |
| Avg. Stride Freq. [Hz] | 2.4 | 2.5 | 2.4 | 2.4 | 2.4 | 2.4 |
| Avg. Stride Length [m] | 6.6 | 7.5 | 7.7 | 7.8 | 7.6 | 7.4 |



- [] Ranking at each section and finish
- :-:- No data available at this section
- NA No data available

| | |
|--------------------------------|-----------------------|
| Horse/Jockey Name | Moegreen/Sean Cormack |
| Finish Rank | 9 |
| Fastest Section Time (Section) | 0:10.62 (1000-800) |
| Top Speed [km/h] (Section) | 70.0 (1000-800) |
| Race State | PUBLISHED |



Townsville QLD --Professional-2026-07-05

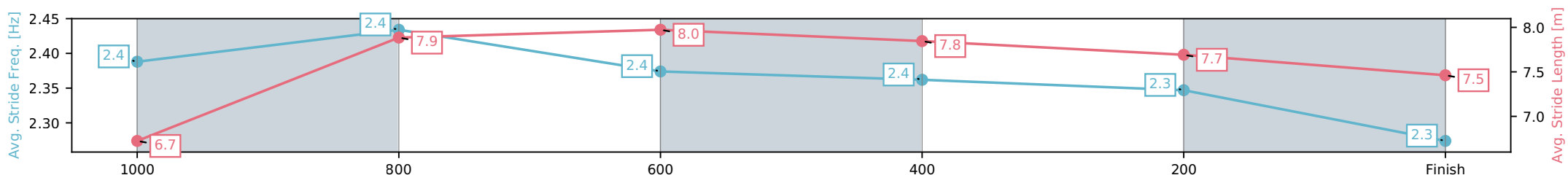
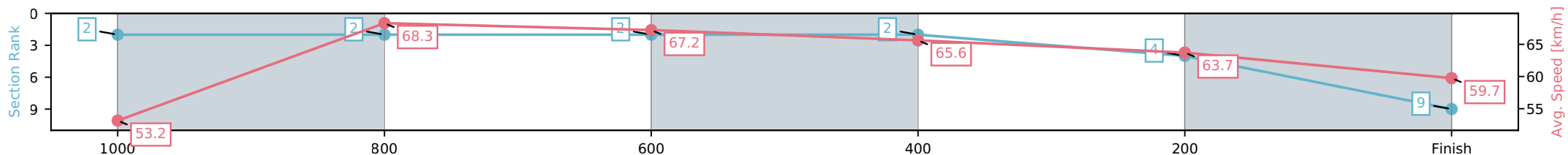
Race 5: THE VILLE CHAIRMAN'S SPRINT OPEN Handicap - 1200m

05 July 2026 - 3:05PM

Track Rating: Good 4, Weather: Fine, Rail Position: +4m 1000m-W/Post, +2m Remainder



| Section | L1200 | L1000 | L800 | L600 | L400 | L200 |
|------------------------|----------------------|--------------------------|--------------------------|--------------------------|--------------------------|--------------------------|
| Section Times | 1:10.97 (0:14.99) | 0:55.98 [2] (0:10.62) | 0:45.36 [2] (0:10.85) | 0:34.52 [2] (0:11.13) | 0:23.38 [2] (0:11.35) | 0:12.04 [4] (0:12.04) |
| Average Speed [km/h] | 53.2 | 68.3 | 67.2 | 65.6 | 63.7 | 59.7 |
| Top Speed [km/h] | 67.4 | 70.0 | 68.2 | 66.4 | 65.1 | 61.4 |
| Avg. Dist. to Rail [m] | 8.3 | 1.7 | 2.8 | 2.9 | 2.9 | 2.6 |
| Avg. Stride Freq. [Hz] | 2.4 | 2.4 | 2.4 | 2.4 | 2.3 | 2.3 |
| Avg. Stride Length [m] | 6.7 | 7.9 | 8.0 | 7.8 | 7.7 | 7.5 |



- [] Ranking at each section and finish
- :-:- No data available at this section
- NA No data available



Townsville QLD
 Race 6: BELLE PROPERTY Class 5 Handicap - 1200m
 05 July 2026 - 3:44PM



Track Rating: Good 4, Weather: Fine, Rail Position: +4m 1000m-W/Post, +2m Remainder

Field Times (Race Tempo) 1:10.23 0:56.23 0:45.76 0:34.89 0:23.46 0:11.78
 (0:14.00) (0:10.47) (0:10.87) (0:11.43) (0:11.68) (0:11.78)

| Rank | TAB# | Horse | Overall Time | First 400m | Top Speed km/h (Section) | L1200 | L1000 | L800 | L600 | L400 | L200 | | |
|------|--------|-------------------|---------------|------------|--------------------------|--------------|--------------|--------------|--------------|--------------|--------------|--|--|
| | (BAR#) | Jockey | Margin (DT-W) | Last 600m | Fastest Section (Time) | Start - 1000 | 1000 - 800 | 800 - 600 | 600 - 400 | 400 - 200 | 200 - Finish | | |
| 1 | 8 | Cifonelli | 1:10.23 | 0:25.68 | 69.7 (800-600) | 1:10.23 | 0:55.19 [12] | 0:44.55 [12] | 0:33.66 [12] | 0:22.48 [12] | 0:11.54 [9] | | |
| | (11) | Aidan Holt | | 0:33.65 | 1000-800 (0:10.64) | (0:15.04) | (0:10.64) | (0:10.89) | (0:11.17) | (0:10.94) | (0:11.54) | | |
| 2 | 12 | Arctic Bear | 1:10.44 | 0:25.59 | 68.1 (800-600) | 1:10.44 | 0:55.69 [9] | 0:44.85 [10] | 0:34.00 [11] | 0:22.97 [10] | 0:11.72 [10] | | |
| | (4) | Ivo Fry | 1.3L (-7) | 0:34.00 | 1000-800 (0:10.84) | (0:14.75) | (0:10.84) | (0:10.85) | (0:11.03) | (0:11.25) | (0:11.72) | | |
| 3 | 3 | Khumbila | 1:10.59 | 0:25.44 | 69.8 (1000-800) | 1:10.59 | 0:55.73 [10] | 0:45.15 [9] | 0:34.36 [9] | 0:23.22 [8] | 0:11.95 [6] | | |
| | (8) | Tahlia Fenlon | 2.1L (-2) | 0:34.36 | 1000-800 (0:10.58) | (0:14.86) | (0:10.58) | (0:10.79) | (0:11.13) | (0:11.28) | (0:11.95) | | |
| 4 | 1 | Colours Of Autumn | 1:10.59 | 0:25.94 | 70.3 (1000-800) | 1:10.59 | 0:55.25 [13] | 0:44.66 [13] | 0:33.76 [13] | 0:22.73 [13] | 0:11.47 [13] | | |
| | (9) | Fiona Sandkuhl | 2.1L (-6) | 0:33.76 | 1000-800 (0:10.60) | (0:15.34) | (0:10.60) | (0:10.89) | (0:11.04) | (0:11.25) | (0:11.47) | | |
| 5 | 4 | Nolan | 1:10.61 | 0:25.27 | 68.9 (800-600) | 1:10.61 | 0:56.04 [7] | 0:45.34 [7] | 0:34.70 [6] | 0:23.41 [6] | 0:11.95 [7] | | |
| | (10) | Ben Kennedy | 2.2L (-4) | 0:34.69 | 800-600 (0:10.65) | (0:14.57) | (0:10.70) | (0:10.65) | (0:11.28) | (0:11.46) | (0:11.95) | | |
| 6 | 5 | Aged Care | 1:10.74 | 0:24.70 | 70.2 (1200 - 1000) | 1:10.74 | 0:56.70 [2] | 0:46.04 [3] | 0:35.21 [3] | 0:23.87 [3] | 0:12.25 [2] | | |
| | (12) | Nathan Thomas | 3.0L (-7) | 0:35.21 | 1000-800 (0:10.66) | (0:14.04) | (0:10.66) | (0:10.83) | (0:11.34) | (0:11.62) | (0:12.25) | | |
| 7 | 7 | Bancory Bay | 1:10.77 | 0:25.35 | 68.2 (1000-800) | 1:10.77 | 0:56.04 [8] | 0:45.42 [8] | 0:34.70 [7] | 0:23.44 [7] | 0:12.20 [4] | | |
| | (1) | Ryan Wiggins | 3.2L (-5) | 0:34.70 | 1000-800 (0:10.62) | (0:14.73) | (0:10.62) | (0:10.72) | (0:11.26) | (0:11.24) | (0:12.20) | | |
| 8 | 11 | Spirit Of Mac | 1:10.78 | 0:25.00 | 69.6 (1000-800) | 1:10.78 | 0:56.44 [5] | 0:45.78 [5] | 0:35.00 [4] | 0:23.74 [4] | 0:12.19 [5] | | |
| | (7) | Chelsea Jokic | 3.2L (-6) | 0:35.01 | 1000-800 (0:10.66) | (0:14.34) | (0:10.66) | (0:10.78) | (0:11.26) | (0:11.56) | (0:12.19) | | |
| 9 | 9 | Dalt Jaz | 1:10.81 | 0:24.65 | 69.8 (1000-800) | 1:10.81 | 0:56.72 [3] | 0:46.16 [2] | 0:35.36 [2] | 0:24.00 [2] | 0:12.36 [1] | | |
| | (3) | Ashley Butler | 3.4L (-4) | 0:35.37 | 1000-800 (0:10.56) | (0:14.09) | (0:10.56) | (0:10.80) | (0:11.36) | (0:11.65) | (0:12.36) | | |
| 10 | 13 | Lowlands | 1:10.90 | 0:24.99 | 70.1 (1200 - 1000) | 1:10.90 | 0:56.62 [4] | 0:45.91 [4] | 0:35.02 [5] | 0:23.73 [5] | 0:12.23 [8] | | |
| | (2) | Lacey Morrison | 4.0L (-2) | 0:35.02 | 1000-800 (0:10.71) | (0:14.28) | (0:10.71) | (0:10.89) | (0:11.29) | (0:11.50) | (0:12.23) | | |

Report Created: Sun 05 July 2026

(Note: Races are conducted over an approximate distance as close as possible to the advertised distance, and recorded data may vary accordingly. Official times refer to race times only and do not include handicap times.)

[] Position in running at each section and finish TAB# Saddle cloth number

:-:-- No data available at this section

NA No data available

DNT Did not track

BAR# Barrier/Gate Position

DNF Did not finish

DT-W Distance travelled compared to winner in metres

Fastest split

Fastest section



Townsville QLD
 Race 6: BELLE PROPERTY Class 5 Handicap - 1200m
 05 July 2026 - 3:44PM



Track Rating: Good 4, Weather: Fine, Rail Position: +4m 1000m-W/Post, +2m Remainder

Field Times (Race Tempo) 1:10.23 0:56.23 0:45.76 0:34.89 0:23.46 0:11.78
 (0:14.00) (0:10.47) (0:10.87) (0:11.43) (0:11.68) (0:11.78)

| Rank | TAB# | Horse | Overall Time | First 400m | Top Speed km/h (Section) | L1200 | L1000 | L800 | L600 | L400 | L200 | | |
|------|--------|-----------------|---------------|------------|--------------------------|--------------|--------------|--------------|--------------|--------------|--------------|--|--|
| | (BAR#) | Jockey | Margin (DT-W) | Last 600m | Fastest Section (Time) | Start - 1000 | 1000 - 800 | 800 - 600 | 600 - 400 | 400 - 200 | 200 - Finish | | |
| 11 | 10 | I Am A Marvel | 1:11.08 | 0:25.60 | 68.4 (800-600) | 1:11.08 | 0:56.18 [11] | 0:45.48 [11] | 0:34.65 [10] | 0:23.58 [11] | 0:12.27 [11] | | |
| | (6) | Sean Cormack | 5.0L (-7) | 0:34.65 | 1000-800 (0:10.70) | (0:14.90) | (0:10.70) | (0:10.83) | (0:11.08) | (0:11.30) | (0:12.27) | | |
| 12 | 6 | Novela | 1:11.14 | 0:24.47 | 72.4 (1200 - 1000) | 1:11.14 | 0:57.14 [1] | 0:46.67 [1] | 0:35.80 [1] | 0:24.37 [1] | 0:12.59 [3] | | |
| | (13) | Lauren Guernier | 5.4L (-3) | 0:35.80 | 1000-800 (0:10.47) | (0:14.00) | (0:10.47) | (0:10.87) | (0:11.43) | (0:11.78) | (0:12.59) | | |
| 13 | 2 | New Hampshire | 1:11.35 | 0:25.23 | 69.7 (1000-800) | 1:11.35 | 0:56.85 [6] | 0:46.12 [6] | 0:35.26 [8] | 0:23.92 [9] | 0:12.40 [12] | | |
| | (5) | Chris Whiteley | 6.6L (-7) | 0:35.26 | 1000-800 (0:10.73) | (0:14.50) | (0:10.73) | (0:10.85) | (0:11.34) | (0:11.52) | (0:12.40) | | |

Report Created: Sun 05 July 2026

(Note: Races are conducted over an approximate distance as close as possible to the advertised distance, and recorded data may vary accordingly. Official times refer to race times only and do not include handicap times.)

[] Position in running at each section and finish TAB# Saddle cloth number

:-:-- No data available at this section

NA No data available

DNT Did not track

BAR# Barrier/Gate Position

DNF Did not finish

DT-W Distance travelled compared to winner in metres

Fastest split

Fastest section

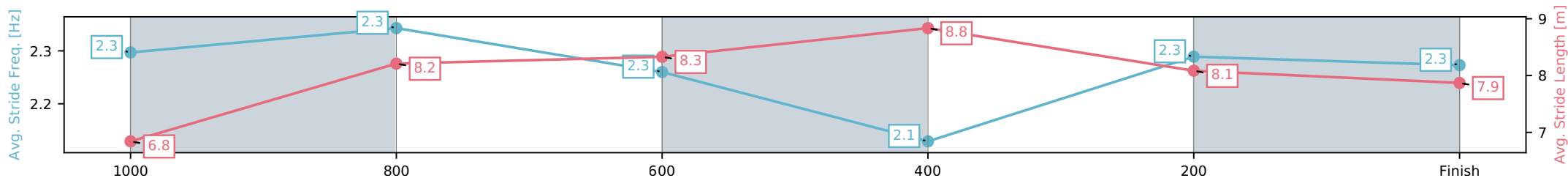
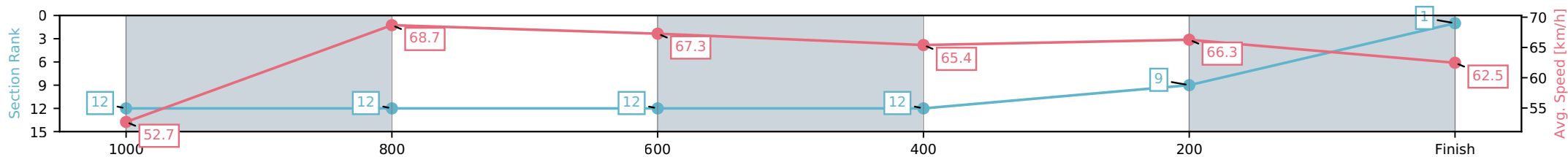
| | |
|--------------------------------|----------------------|
| Horse/Jockey Name | Cifonelli/Aidan Holt |
| Finish Rank | 1 |
| Fastest Section Time (Section) | 0:10.64 (1000-800) |
| Top Speed [km/h] (Section) | 69.7 (800-600) |
| Race State | Finished |



Townsville QLD --Professional-2026-07-05
 Race 6: BELLE PROPERTY Class 5 Handicap - 1200m
 05 July 2026 - 3:44PM
 Track Rating: Good 4, Weather: Fine, Rail Position: +4m 1000m-W/Post, +2m Remainder



| Section | L1200 | L1000 | L800 | L600 | L400 | L200 |
|------------------------|----------------------|---------------------------|---------------------------|---------------------------|---------------------------|--------------------------|
| Section Times | 1:10.23 (0:15.04) | 0:55.19 [12] (0:10.64) | 0:44.55 [12] (0:10.89) | 0:33.66 [12] (0:11.17) | 0:22.48 [12] (0:10.94) | 0:11.54 [9] (0:11.54) |
| Average Speed [km/h] | 52.7 | 68.7 | 67.3 | 65.4 | 66.3 | 62.5 |
| Top Speed [km/h] | 67.2 | 69.6 | 69.7 | 68.0 | 67.4 | 66.5 |
| Avg. Dist. to Rail [m] | 10.1 | 3.0 | 3.7 | 2.9 | 7.3 | 11.2 |
| Avg. Stride Freq. [Hz] | 2.3 | 2.3 | 2.3 | 2.1 | 2.3 | 2.3 |
| Avg. Stride Length [m] | 6.8 | 8.2 | 8.3 | 8.8 | 8.1 | 7.9 |



[] Ranking at each section and finish
 -:-:- No data available at this section
 NA No data available

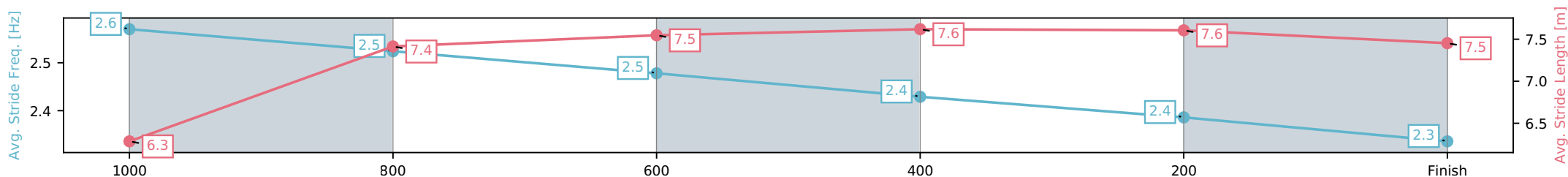
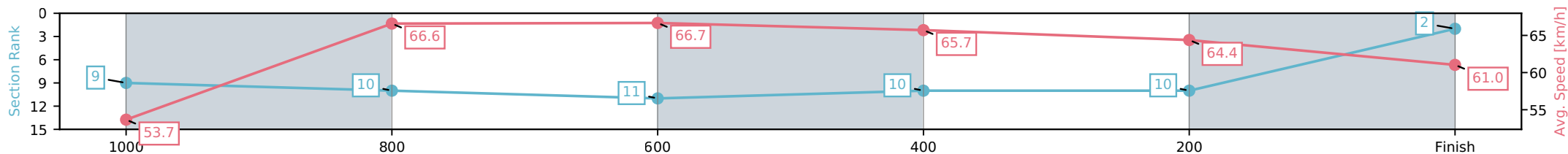
| | |
|--------------------------------|---------------------|
| Horse/Jockey Name | Arctic Bear/Ivo Fry |
| Finish Rank | 2 |
| Fastest Section Time (Section) | 0:10.84 (1000-800) |
| Top Speed [km/h] (Section) | 68.1 (800-600) |
| Race State | Finished |



Townsville QLD --Professional-2026-07-05
 Race 6: BELLE PROPERTY Class 5 Handicap - 1200m
 05 July 2026 - 3:44PM
 Track Rating: Good 4, Weather: Fine, Rail Position: +4m 1000m-W/Post, +2m Remainder



| Section | L1200 | L1000 | L800 | L600 | L400 | L200 |
|------------------------|----------------------|--------------------------|---------------------------|---------------------------|---------------------------|---------------------------|
| Section Times | 1:10.44 (0:14.75) | 0:55.69 [9] (0:10.84) | 0:44.85 [10] (0:10.85) | 0:34.00 [11] (0:11.03) | 0:22.97 [10] (0:11.25) | 0:11.72 [10] (0:11.72) |
| Average Speed [km/h] | 53.7 | 66.6 | 66.7 | 65.7 | 64.4 | 61.0 |
| Top Speed [km/h] | 66.5 | 67.3 | 68.1 | 67.5 | 65.3 | 64.5 |
| Avg. Dist. to Rail [m] | 5.2 | 0.9 | 1.1 | 1.4 | 4.7 | 7.9 |
| Avg. Stride Freq. [Hz] | 2.6 | 2.5 | 2.5 | 2.4 | 2.4 | 2.3 |
| Avg. Stride Length [m] | 6.3 | 7.4 | 7.5 | 7.6 | 7.6 | 7.5 |



- [] Ranking at each section and finish
- :-:- No data available at this section
- NA No data available

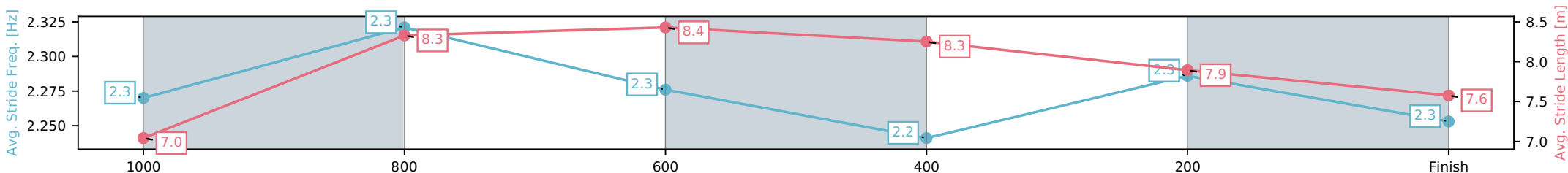
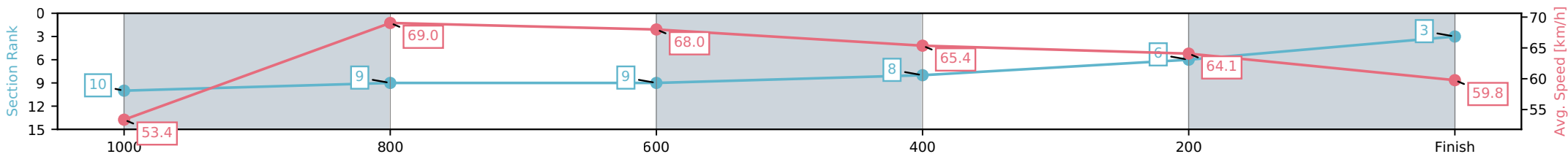
| | |
|--------------------------------|------------------------|
| Horse/Jockey Name | Khumbila/Tahlia Fenlon |
| Finish Rank | 3 |
| Fastest Section Time (Section) | 0:10.58 (1000-800) |
| Top Speed [km/h] (Section) | 69.8 (1000-800) |
| Race State | Finished |



Townsville QLD --Professional-2026-07-05
 Race 6: BELLE PROPERTY Class 5 Handicap - 1200m
 05 July 2026 - 3:44PM
 Track Rating: Good 4, Weather: Fine, Rail Position: +4m 1000m-W/Post, +2m Remainder



| Section | L1200 | L1000 | L800 | L600 | L400 | L200 |
|------------------------|----------------------|---------------------------|--------------------------|--------------------------|--------------------------|--------------------------|
| Section Times | 1:10.59 (0:14.86) | 0:55.73 [10] (0:10.58) | 0:45.15 [9] (0:10.79) | 0:34.36 [9] (0:11.13) | 0:23.22 [8] (0:11.28) | 0:11.95 [6] (0:11.95) |
| Average Speed [km/h] | 53.4 | 69.0 | 68.0 | 65.4 | 64.1 | 59.8 |
| Top Speed [km/h] | 68.4 | 69.8 | 68.6 | 67.0 | 64.7 | 63.5 |
| Avg. Dist. to Rail [m] | 7.9 | 2.9 | 4.1 | 1.9 | 5.0 | 8.9 |
| Avg. Stride Freq. [Hz] | 2.3 | 2.3 | 2.3 | 2.2 | 2.3 | 2.3 |
| Avg. Stride Length [m] | 7.0 | 8.3 | 8.4 | 8.3 | 7.9 | 7.6 |



- [] Ranking at each section and finish
- :-:- No data available at this section
- NA No data available

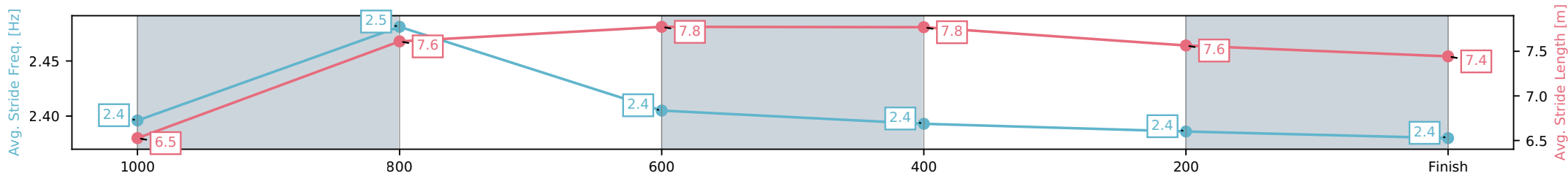
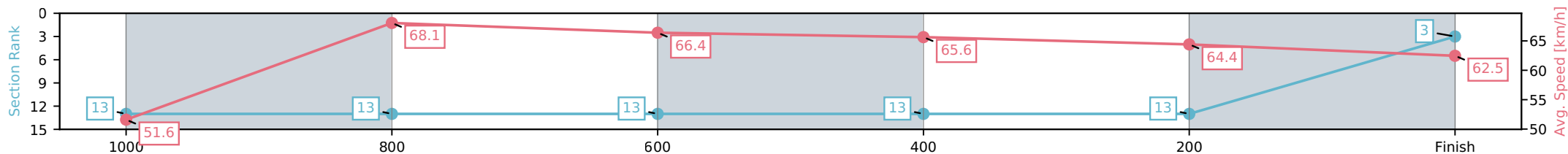
| | |
|--------------------------------|----------------------------------|
| Horse/Jockey Name | Colours Of Autumn/Fiona Sandkuhl |
| Finish Rank | 4 |
| Fastest Section Time (Section) | 0:10.60 (1000-800) |
| Top Speed [km/h] (Section) | 70.3 (1000-800) |
| Race State | Finished |



Townsville QLD --Professional-2026-07-05
 Race 6: BELLE PROPERTY Class 5 Handicap - 1200m
 05 July 2026 - 3:44PM
 Track Rating: Good 4, Weather: Fine, Rail Position: +4m 1000m-W/Post, +2m Remainder



| Section | L1200 | L1000 | L800 | L600 | L400 | L200 |
|------------------------|----------------------|---------------------------|---------------------------|---------------------------|---------------------------|---------------------------|
| Section Times | 1:10.59 (0:15.34) | 0:55.25 [13] (0:10.60) | 0:44.66 [13] (0:10.89) | 0:33.76 [13] (0:11.04) | 0:22.73 [13] (0:11.25) | 0:11.47 [13] (0:11.47) |
| Average Speed [km/h] | 51.6 | 68.1 | 66.4 | 65.6 | 64.4 | 62.5 |
| Top Speed [km/h] | 65.2 | 70.3 | 68.8 | 69.0 | 65.4 | 65.0 |
| Avg. Dist. to Rail [m] | 7.7 | 1.3 | 1.2 | 1.1 | 6.4 | 10.6 |
| Avg. Stride Freq. [Hz] | 2.4 | 2.5 | 2.4 | 2.4 | 2.4 | 2.4 |
| Avg. Stride Length [m] | 6.5 | 7.6 | 7.8 | 7.8 | 7.6 | 7.4 |



[] Ranking at each section and finish
 -:-:- No data available at this section
 NA No data available

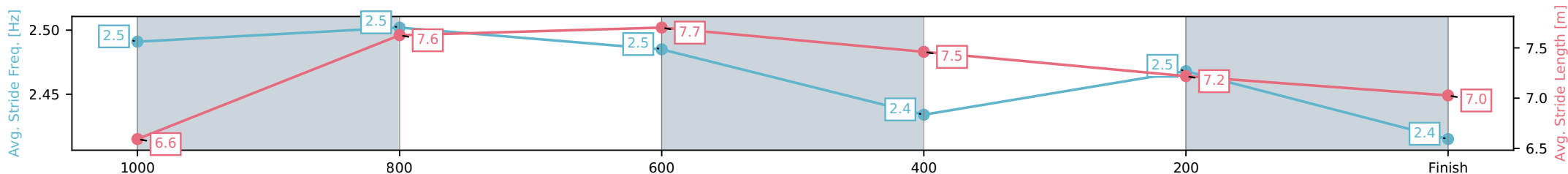
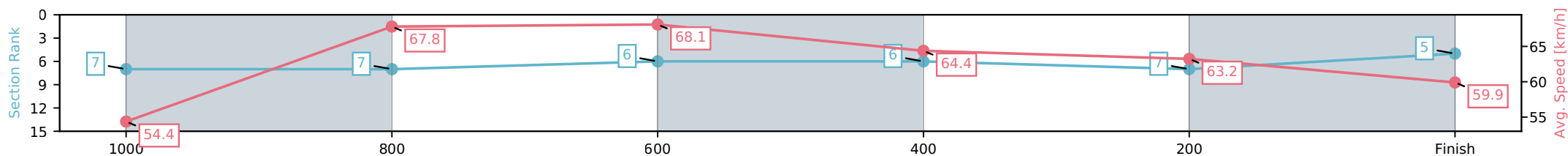
| | |
|--------------------------------|-------------------|
| Horse/Jockey Name | Nolan/Ben Kennedy |
| Finish Rank | 5 |
| Fastest Section Time (Section) | 0:10.65 (800-600) |
| Top Speed [km/h] (Section) | 68.9 (800-600) |
| Race State | Finished |



Townsville QLD --Professional-2026-07-05
 Race 6: BELLE PROPERTY Class 5 Handicap - 1200m
 05 July 2026 - 3:44PM
 Track Rating: Good 4, Weather: Fine, Rail Position: +4m 1000m-W/Post, +2m Remainder



| Section | L1200 | L1000 | L800 | L600 | L400 | L200 |
|------------------------|----------------------|--------------------------|--------------------------|--------------------------|--------------------------|--------------------------|
| Section Times | 1:10.61 (0:14.57) | 0:56.04 [7] (0:10.70) | 0:45.34 [7] (0:10.65) | 0:34.70 [6] (0:11.28) | 0:23.41 [6] (0:11.46) | 0:11.95 [7] (0:11.95) |
| Average Speed [km/h] | 54.4 | 67.8 | 68.1 | 64.4 | 63.2 | 59.9 |
| Top Speed [km/h] | 68.0 | 68.5 | 68.9 | 66.3 | 63.9 | 62.1 |
| Avg. Dist. to Rail [m] | 9.6 | 1.4 | 1.4 | 2.0 | 5.5 | 8.2 |
| Avg. Stride Freq. [Hz] | 2.5 | 2.5 | 2.5 | 2.4 | 2.5 | 2.4 |
| Avg. Stride Length [m] | 6.6 | 7.6 | 7.7 | 7.5 | 7.2 | 7.0 |



[] Ranking at each section and finish
 -:-:- No data available at this section
 NA No data available

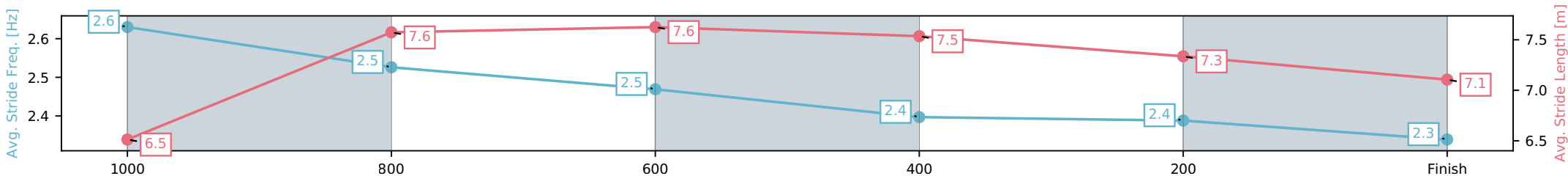
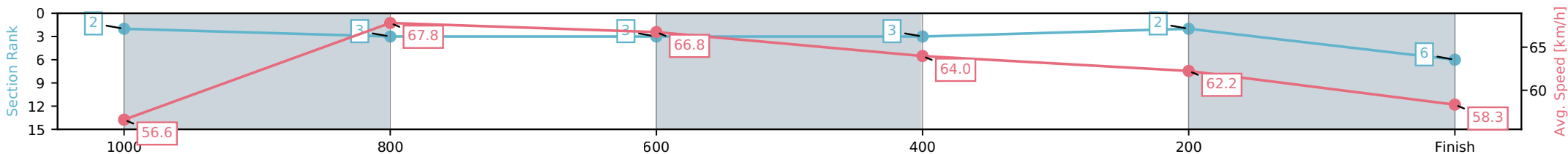
| | |
|--------------------------------|-------------------------|
| Horse/Jockey Name | Aged Care/Nathan Thomas |
| Finish Rank | 6 |
| Fastest Section Time (Section) | 0:10.66 (1000-800) |
| Top Speed [km/h] (Section) | 70.2 (1200 - 1000) |
| Race State | Finished |



Townsville QLD --Professional-2026-07-05
 Race 6: BELLE PROPERTY Class 5 Handicap - 1200m
 05 July 2026 - 3:44PM
 Track Rating: Good 4, Weather: Fine, Rail Position: +4m 1000m-W/Post, +2m Remainder



| Section | L1200 | L1000 | L800 | L600 | L400 | L200 |
|------------------------|----------------------|--------------------------|--------------------------|--------------------------|--------------------------|--------------------------|
| Section Times | 1:10.74 (0:14.04) | 0:56.70 [2] (0:10.66) | 0:46.04 [3] (0:10.83) | 0:35.21 [3] (0:11.34) | 0:23.87 [3] (0:11.62) | 0:12.25 [2] (0:12.25) |
| Average Speed [km/h] | 56.6 | 67.8 | 66.8 | 64.0 | 62.2 | 58.3 |
| Top Speed [km/h] | 70.2 | 70.1 | 67.8 | 65.9 | 62.9 | 60.6 |
| Avg. Dist. to Rail [m] | 10.6 | 0.7 | 0.8 | 1.6 | 2.8 | 2.7 |
| Avg. Stride Freq. [Hz] | 2.6 | 2.5 | 2.5 | 2.4 | 2.4 | 2.3 |
| Avg. Stride Length [m] | 6.5 | 7.6 | 7.6 | 7.5 | 7.3 | 7.1 |



[] Ranking at each section and finish
 -:-:- No data available at this section
 NA No data available

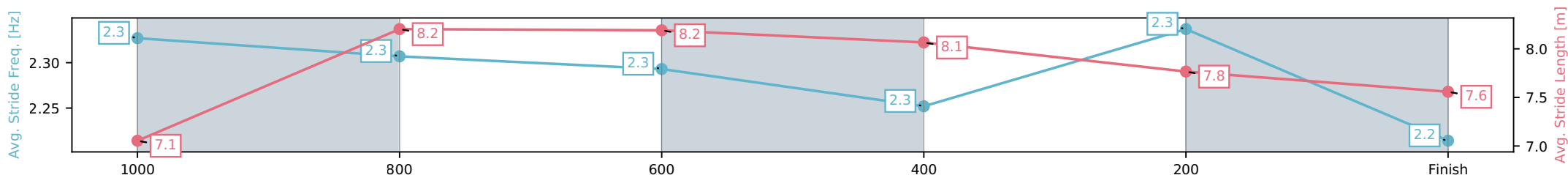
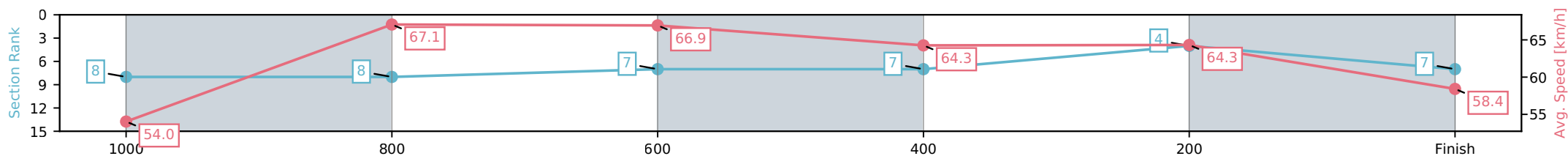
| | |
|--------------------------------|--------------------------|
| Horse/Jockey Name | Bancory Bay/Ryan Wiggins |
| Finish Rank | 7 |
| Fastest Section Time (Section) | 0:10.62 (1000-800) |
| Top Speed [km/h] (Section) | 68.2 (1000-800) |
| Race State | Finished |



Townsville QLD --Professional-2026-07-05
 Race 6: BELLE PROPERTY Class 5 Handicap - 1200m
 05 July 2026 - 3:44PM
 Track Rating: Good 4, Weather: Fine, Rail Position: +4m 1000m-W/Post, +2m Remainder



| Section | L1200 | L1000 | L800 | L600 | L400 | L200 |
|------------------------|----------------------|--------------------------|--------------------------|--------------------------|--------------------------|--------------------------|
| Section Times | 1:10.77 (0:14.73) | 0:56.04 [8] (0:10.62) | 0:45.42 [8] (0:10.72) | 0:34.70 [7] (0:11.26) | 0:23.44 [7] (0:11.24) | 0:12.20 [4] (0:12.20) |
| Average Speed [km/h] | 54.0 | 67.1 | 66.9 | 64.3 | 64.3 | 58.4 |
| Top Speed [km/h] | 67.6 | 68.2 | 67.7 | 66.1 | 65.8 | 62.2 |
| Avg. Dist. to Rail [m] | 4.1 | 2.0 | 0.7 | 1.0 | 3.9 | 7.5 |
| Avg. Stride Freq. [Hz] | 2.3 | 2.3 | 2.3 | 2.3 | 2.3 | 2.2 |
| Avg. Stride Length [m] | 7.1 | 8.2 | 8.2 | 8.1 | 7.8 | 7.6 |



- [] Ranking at each section and finish
- :-:- No data available at this section
- NA No data available

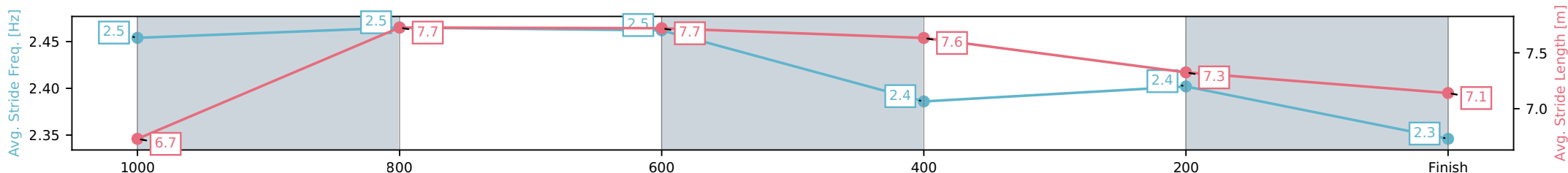
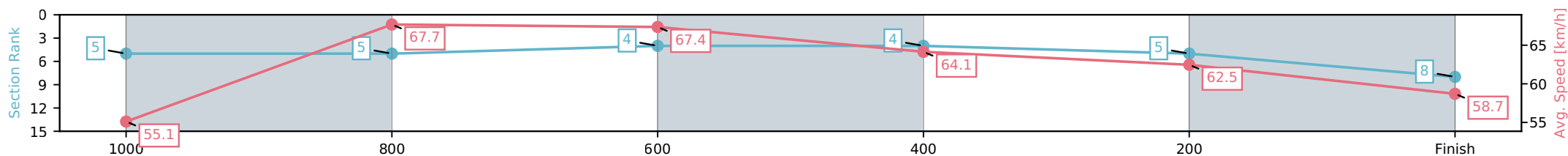
| | |
|--------------------------------|-----------------------------|
| Horse/Jockey Name | Spirit Of Mac/Chelsea Jokic |
| Finish Rank | 8 |
| Fastest Section Time (Section) | 0:10.66 (1000-800) |
| Top Speed [km/h] (Section) | 69.6 (1000-800) |
| Race State | Finished |



Townsville QLD --Professional-2026-07-05
 Race 6: BELLE PROPERTY Class 5 Handicap - 1200m
 05 July 2026 - 3:44PM
 Track Rating: Good 4, Weather: Fine, Rail Position: +4m 1000m-W/Post, +2m Remainder



| Section | L1200 | L1000 | L800 | L600 | L400 | L200 |
|------------------------|----------------------|--------------------------|--------------------------|--------------------------|--------------------------|--------------------------|
| Section Times | 1:10.78 (0:14.34) | 0:56.44 [5] (0:10.66) | 0:45.78 [5] (0:10.78) | 0:35.00 [4] (0:11.26) | 0:23.74 [4] (0:11.56) | 0:12.19 [5] (0:12.19) |
| Average Speed [km/h] | 55.1 | 67.7 | 67.4 | 64.1 | 62.5 | 58.7 |
| Top Speed [km/h] | 68.9 | 69.6 | 68.4 | 67.0 | 64.2 | 62.2 |
| Avg. Dist. to Rail [m] | 6.2 | 1.3 | 1.8 | 0.6 | 2.4 | 4.8 |
| Avg. Stride Freq. [Hz] | 2.5 | 2.5 | 2.5 | 2.4 | 2.4 | 2.3 |
| Avg. Stride Length [m] | 6.7 | 7.7 | 7.7 | 7.6 | 7.3 | 7.1 |



- [] Ranking at each section and finish
- :-:- No data available at this section
- NA No data available

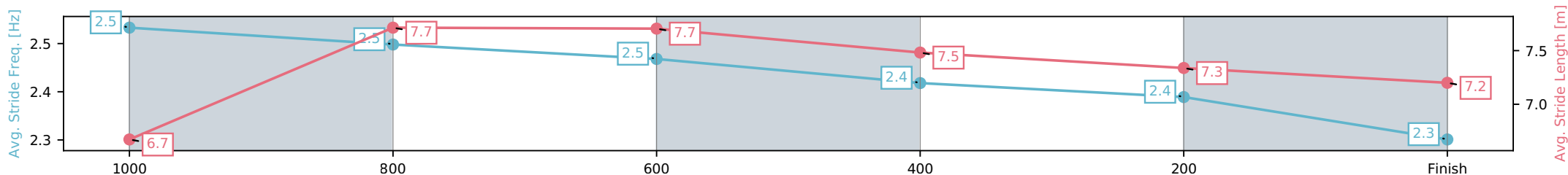
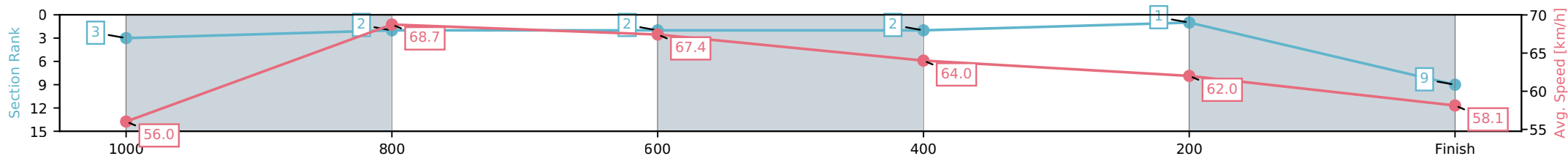
| | |
|--------------------------------|------------------------|
| Horse/Jockey Name | Dalt Jaz/Ashley Butler |
| Finish Rank | 9 |
| Fastest Section Time (Section) | 0:10.56 (1000-800) |
| Top Speed [km/h] (Section) | 69.8 (1000-800) |
| Race State | Finished |



Townsville QLD --Professional-2026-07-05
 Race 6: BELLE PROPERTY Class 5 Handicap - 1200m
 05 July 2026 - 3:44PM
 Track Rating: Good 4, Weather: Fine, Rail Position: +4m 1000m-W/Post, +2m Remainder



| Section | L1200 | L1000 | L800 | L600 | L400 | L200 |
|------------------------|----------------------|--------------------------|--------------------------|--------------------------|--------------------------|--------------------------|
| Section Times | 1:10.81 (0:14.09) | 0:56.72 [3] (0:10.56) | 0:46.16 [2] (0:10.80) | 0:35.36 [2] (0:11.36) | 0:24.00 [2] (0:11.65) | 0:12.36 [1] (0:12.36) |
| Average Speed [km/h] | 56.0 | 68.7 | 67.4 | 64.0 | 62.0 | 58.1 |
| Top Speed [km/h] | 68.3 | 69.8 | 69.3 | 65.7 | 63.1 | 61.0 |
| Avg. Dist. to Rail [m] | 5.0 | 1.8 | 2.6 | 1.9 | 2.4 | 3.4 |
| Avg. Stride Freq. [Hz] | 2.5 | 2.5 | 2.5 | 2.4 | 2.4 | 2.3 |
| Avg. Stride Length [m] | 6.7 | 7.7 | 7.7 | 7.5 | 7.3 | 7.2 |



- [] Ranking at each section and finish
- :-:- No data available at this section
- NA No data available

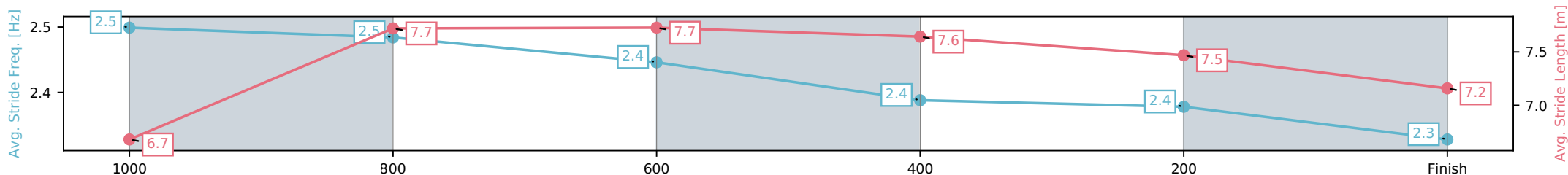
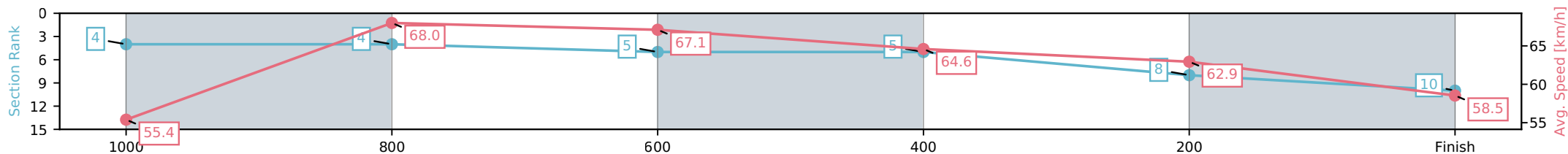
| | |
|--------------------------------|-------------------------|
| Horse/Jockey Name | Lowlands/Lacey Morrison |
| Finish Rank | 10 |
| Fastest Section Time (Section) | 0:10.71 (1000-800) |
| Top Speed [km/h] (Section) | 70.1 (1200 - 1000) |
| Race State | Finished |



Townsville QLD --Professional-2026-07-05
 Race 6: BELLE PROPERTY Class 5 Handicap - 1200m
 05 July 2026 - 3:44PM
 Track Rating: Good 4, Weather: Fine, Rail Position: +4m 1000m-W/Post, +2m Remainder



| Section | L1200 | L1000 | L800 | L600 | L400 | L200 |
|------------------------|----------------------|--------------------------|--------------------------|--------------------------|--------------------------|--------------------------|
| Section Times | 1:10.90 (0:14.28) | 0:56.62 [4] (0:10.71) | 0:45.91 [4] (0:10.89) | 0:35.02 [5] (0:11.29) | 0:23.73 [5] (0:11.50) | 0:12.23 [8] (0:12.23) |
| Average Speed [km/h] | 55.4 | 68.0 | 67.1 | 64.6 | 62.9 | 58.5 |
| Top Speed [km/h] | 70.1 | 69.6 | 68.2 | 66.1 | 64.3 | 61.4 |
| Avg. Dist. to Rail [m] | 3.5 | 2.4 | 2.9 | 2.7 | 3.3 | 1.7 |
| Avg. Stride Freq. [Hz] | 2.5 | 2.5 | 2.4 | 2.4 | 2.4 | 2.3 |
| Avg. Stride Length [m] | 6.7 | 7.7 | 7.7 | 7.6 | 7.5 | 7.2 |



- [] Ranking at each section and finish
- :-:- No data available at this section
- NA No data available

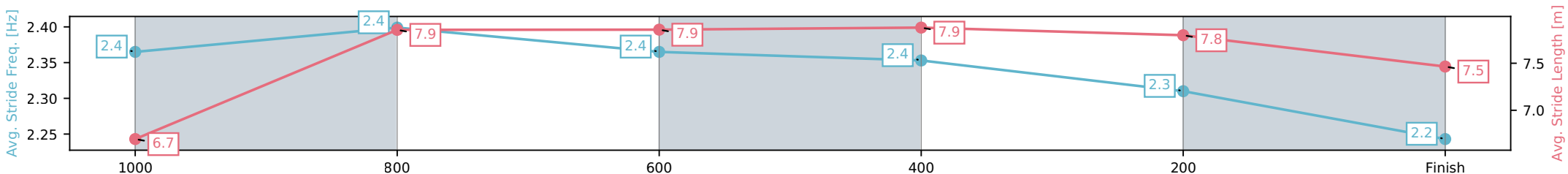
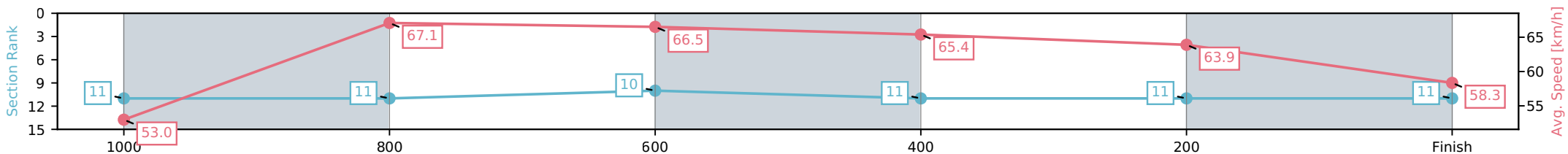
| | |
|--------------------------------|----------------------------|
| Horse/Jockey Name | I Am A Marvel/Sean Cormack |
| Finish Rank | 11 |
| Fastest Section Time (Section) | 0:10.70 (1000-800) |
| Top Speed [km/h] (Section) | 68.4 (800-600) |
| Race State | Finished |



Townsville QLD --Professional-2026-07-05
 Race 6: BELLE PROPERTY Class 5 Handicap - 1200m
 05 July 2026 - 3:44PM
 Track Rating: Good 4, Weather: Fine, Rail Position: +4m 1000m-W/Post, +2m Remainder



| Section | L1200 | L1000 | L800 | L600 | L400 | L200 |
|------------------------|----------------------|---------------------------|---------------------------|---------------------------|---------------------------|---------------------------|
| Section Times | 1:11.08 (0:14.90) | 0:56.18 [11] (0:10.70) | 0:45.48 [11] (0:10.83) | 0:34.65 [10] (0:11.08) | 0:23.58 [11] (0:11.30) | 0:12.27 [11] (0:12.27) |
| Average Speed [km/h] | 53.0 | 67.1 | 66.5 | 65.4 | 63.9 | 58.3 |
| Top Speed [km/h] | 66.3 | 68.0 | 68.4 | 67.6 | 64.6 | 62.3 |
| Avg. Dist. to Rail [m] | 6.0 | 0.9 | 0.3 | 1.3 | 3.3 | 6.6 |
| Avg. Stride Freq. [Hz] | 2.4 | 2.4 | 2.4 | 2.4 | 2.3 | 2.2 |
| Avg. Stride Length [m] | 6.7 | 7.9 | 7.9 | 7.9 | 7.8 | 7.5 |



[] Ranking at each section and finish
 -:-:- No data available at this section
 NA No data available

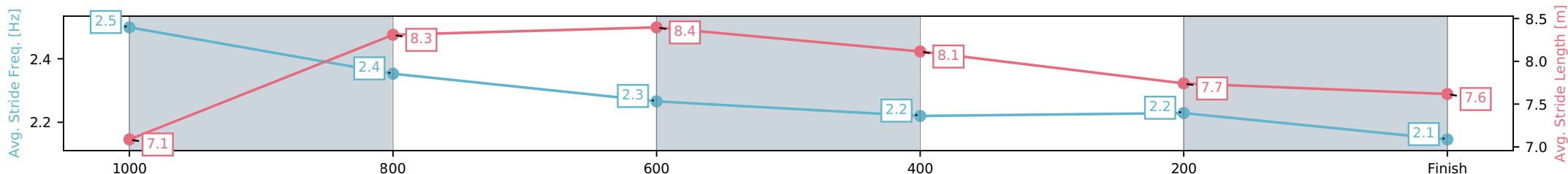
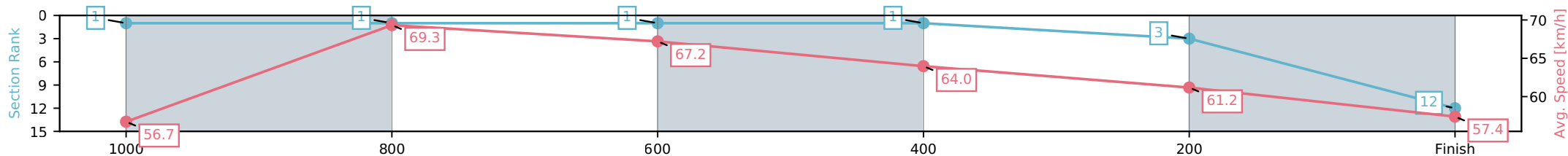
| | |
|--------------------------------|------------------------|
| Horse/Jockey Name | Novela/Lauren Guernier |
| Finish Rank | 12 |
| Fastest Section Time (Section) | 0:10.47 (1000-800) |
| Top Speed [km/h] (Section) | 72.4 (1200 - 1000) |
| Race State | Finished |



Townsville QLD --Professional-2026-07-05
 Race 6: BELLE PROPERTY Class 5 Handicap - 1200m
 05 July 2026 - 3:44PM
 Track Rating: Good 4, Weather: Fine, Rail Position: +4m 1000m-W/Post, +2m Remainder



| Section | L1200 | L1000 | L800 | L600 | L400 | L200 |
|------------------------|----------------------|--------------------------|--------------------------|--------------------------|--------------------------|--------------------------|
| Section Times | 1:11.14 (0:14.00) | 0:57.14 [1] (0:10.47) | 0:46.67 [1] (0:10.87) | 0:35.80 [1] (0:11.43) | 0:24.37 [1] (0:11.78) | 0:12.59 [3] (0:12.59) |
| Average Speed [km/h] | 56.7 | 69.3 | 67.2 | 64.0 | 61.2 | 57.4 |
| Top Speed [km/h] | 72.4 | 70.6 | 69.2 | 65.1 | 63.4 | 60.1 |
| Avg. Dist. to Rail [m] | 11.4 | 1.6 | 3.1 | 3.0 | 0.6 | 0.4 |
| Avg. Stride Freq. [Hz] | 2.5 | 2.4 | 2.3 | 2.2 | 2.2 | 2.1 |
| Avg. Stride Length [m] | 7.1 | 8.3 | 8.4 | 8.1 | 7.7 | 7.6 |



- [] Ranking at each section and finish
- :-:- No data available at this section
- NA No data available

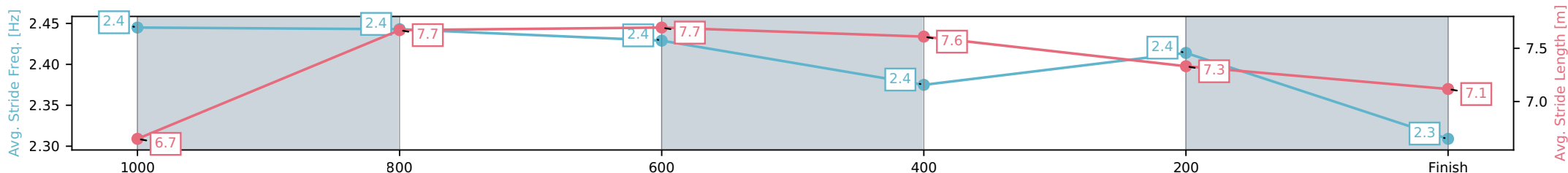
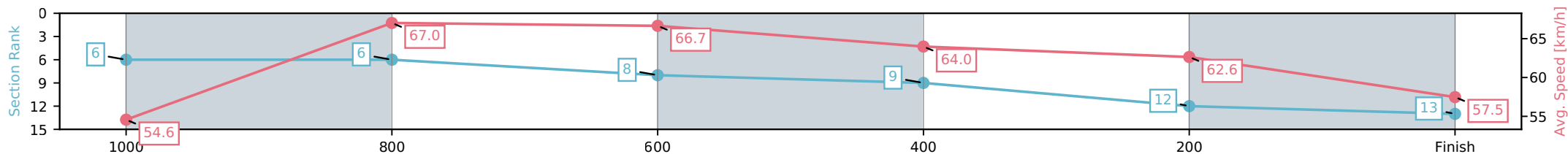
| | |
|--------------------------------|------------------------------|
| Horse/Jockey Name | New Hampshire/Chris Whiteley |
| Finish Rank | 13 |
| Fastest Section Time (Section) | 0:10.73 (1000-800) |
| Top Speed [km/h] (Section) | 69.7 (1000-800) |
| Race State | Finished |



Townsville QLD --Professional-2026-07-05
 Race 6: BELLE PROPERTY Class 5 Handicap - 1200m
 05 July 2026 - 3:44PM
 Track Rating: Good 4, Weather: Fine, Rail Position: +4m 1000m-W/Post, +2m Remainder



| Section | L1200 | L1000 | L800 | L600 | L400 | L200 |
|------------------------|----------------------|--------------------------|--------------------------|--------------------------|--------------------------|---------------------------|
| Section Times | 1:11.35 (0:14.50) | 0:56.85 [6] (0:10.73) | 0:46.12 [6] (0:10.85) | 0:35.26 [8] (0:11.34) | 0:23.92 [9] (0:11.52) | 0:12.40 [12] (0:12.40) |
| Average Speed [km/h] | 54.6 | 67.0 | 66.7 | 64.0 | 62.6 | 57.5 |
| Top Speed [km/h] | 66.3 | 69.7 | 67.8 | 66.2 | 65.2 | 61.8 |
| Avg. Dist. to Rail [m] | 5.2 | 0.6 | 1.2 | 1.5 | 1.5 | 1.3 |
| Avg. Stride Freq. [Hz] | 2.4 | 2.4 | 2.4 | 2.4 | 2.4 | 2.3 |
| Avg. Stride Length [m] | 6.7 | 7.7 | 7.7 | 7.6 | 7.3 | 7.1 |



[] Ranking at each section and finish
 -:-:- No data available at this section
 NA No data available



Townsville QLD
Race 7: LADBROKES WINTER CUP OPEN Handicap - 2000m
 05 July 2026 - 4:24PM



Track Rating: Good 4, Weather: Fine, Rail Position: +4m 1000m-W/Post, +2m Remainder

Field Times
(Race Tempo)

2:03.74 (0:14.75) 1:48.99 (0:11.63) 1:37.36 (0:11.96) 1:25.39 (0:11.83) 1:13.56 (0:12.44) 1:01.12 (0:12.47) 0:48.65 (0:11.98) 0:36.67 (0:12.05)

| Rank | TAB# | Horse | Overall Time | First 400m | Top Speed km/h (Section) | L2000 | L1800 | L1600 | L1400 | L1200 | L1000 | L800 | L600 |
|------|--------|----------------------|---------------|------------|--------------------------|--------------|--------------|--------------|--------------|--------------|--------------|--------------|--------------|
| | (BAR#) | Jockey | Margin (DT-W) | Last 600m | Fastest Section (Time) | Start - 1800 | 1800 - 1600 | 1600 - 1400 | 1400 - 1200 | 1200 - 1000 | 1000 - 800 | 800 - 600 | 600 - 400 |
| 1 | 7 | John Joseph | 2:03.74 | 0:26.59 | 63.6 (1800-1600) | 2:03.74 | 1:48.65 [5] | 1:37.15 [4] | 1:25.07 [4] | 1:13.00 [5] | 1:00.57 [5] | 0:48.03 [6] | 0:36.16 [6] |
| | (1) | Ashley Butler | | 0:36.16 | 1800-1600 (0:11.50) | (0:15.09) | (0:11.50) | (0:12.08) | (0:12.06) | (0:12.44) | (0:12.54) | (0:11.87) | (0:11.90) |
| 2 | 6 | The Penske File | 2:03.76 | 0:26.93 | 63.8 (2000 - 1800) | 2:03.76 | 1:48.56 [7] | 1:36.82 [6] | 1:24.70 [6] | 1:12.63 [7] | 1:00.34 [7] | 0:48.08 [5] | 0:36.22 [5] |
| | (5) | Raul Silvera Olivera | 0.1L (+1) | 0:36.23 | 1800-1600 (0:11.73) | (0:15.20) | (0:11.73) | (0:12.12) | (0:12.07) | (0:12.30) | (0:12.25) | (0:11.86) | (0:11.74) |
| 3 | 2 | Hopeful | 2:04.27 | 0:26.97 | 63.4 (2000 - 1800) | 2:04.27 | 1:49.07 [6] | 1:37.30 [7] | 1:25.18 [7] | 1:13.17 [6] | 1:00.85 [6] | 0:48.34 [7] | 0:36.48 [8] |
| | (4) | Ivo Fry | 3.1L (+0) | 0:36.48 | 1800-1600 (0:11.77) | (0:15.20) | (0:11.77) | (0:12.12) | (0:12.01) | (0:12.32) | (0:12.50) | (0:11.87) | (0:11.87) |
| 4 | 3 | Central Park | 2:04.35 | 0:27.69 | 63.9 (800-600) | 2:04.35 | 1:48.60 [10] | 1:36.66 [10] | 1:24.42 [10] | 1:12.62 [10] | 1:00.47 [10] | 0:48.11 [10] | 0:36.43 [9] |
| | (6) | Ben Kennedy | 3.6L (+8) | 0:36.43 | 800-600 (0:11.68) | (0:15.75) | (0:11.94) | (0:12.23) | (0:11.81) | (0:12.14) | (0:12.37) | (0:11.68) | (0:11.79) |
| 5 | 5 | Stadium Of Light | 2:04.48 | 0:27.33 | 63.8 (2000 - 1800) | 2:04.48 | 1:49.04 [8] | 1:37.15 [8] | 1:24.99 [9] | 1:13.10 [9] | 1:00.84 [9] | 0:48.32 [9] | 0:36.54 [10] |
| | (7) | Nathan Thomas | 4.3L (+0) | 0:36.53 | 800-600 (0:11.78) | (0:15.44) | (0:11.89) | (0:12.16) | (0:11.89) | (0:12.26) | (0:12.51) | (0:11.78) | (0:11.82) |
| 6 | 4 | Perovic | 2:04.57 | 0:27.35 | 64.1 (1800-1600) | 2:04.57 | 1:49.10 [9] | 1:37.22 [9] | 1:25.11 [8] | 1:13.20 [8] | 1:00.97 [8] | 0:48.60 [8] | 0:36.87 [7] |
| | (11) | Sean Cormack | 4.9L (+7) | 0:36.87 | 800-600 (0:11.73) | (0:15.48) | (0:11.87) | (0:12.11) | (0:11.91) | (0:12.23) | (0:12.37) | (0:11.73) | (0:11.81) |
| 7 | 10 | Prefer To Dance | 2:04.65 | 0:26.38 | 65.1 (1800-1600) | 2:04.65 | 1:49.87 [2] | 1:38.27 [1] | 1:26.27 [2] | 1:14.27 [2] | 1:01.77 [3] | 0:49.20 [4] | 0:37.26 [4] |
| | (2) | Fiona Sandkuhl | 5.3L (-2) | 0:37.27 | 1800-1600 (0:11.60) | (0:14.78) | (0:11.60) | (0:12.00) | (0:12.00) | (0:12.50) | (0:12.58) | (0:11.93) | (0:12.04) |
| 8 | 1 | Kureder | 2:04.68 | 0:26.65 | 64.9 (2000 - 1800) | 2:04.68 | 1:49.69 [4] | 1:38.03 [5] | 1:25.97 [5] | 1:13.97 [4] | 1:01.70 [4] | 0:49.28 [3] | 0:37.33 [3] |
| | (9) | Ryan Wiggins | 5.5L (+4) | 0:37.32 | 1800-1600 (0:11.66) | (0:14.99) | (0:11.66) | (0:12.06) | (0:12.00) | (0:12.28) | (0:12.42) | (0:11.95) | (0:12.00) |
| 9 | 8 | Amalfi Amore | 2:04.77 | 0:26.45 | 64.4 (2000 - 1800) | 2:04.77 | 1:50.02 [1] | 1:38.32 [2] | 1:26.24 [3] | 1:14.35 [3] | 1:02.01 [2] | 0:49.53 [2] | 0:37.64 [2] |
| | (3) | Chelsea Jokic | 6.1L (+3) | 0:37.65 | 1800-1600 (0:11.70) | (0:14.75) | (0:11.70) | (0:12.08) | (0:11.89) | (0:12.34) | (0:12.48) | (0:11.88) | (0:12.05) |
| 10 | 11 | Savvy Thinker | 2:04.81 | 0:26.48 | 63.9 (1800-1600) | 2:04.81 | 1:49.93 [3] | 1:38.34 [3] | 1:26.46 [1] | 1:14.63 [1] | 1:02.19 [1] | 0:49.72 [1] | 0:37.74 [1] |
| | (10) | Lacey Morrison | 6.3L (+7) | 0:37.74 | 1800-1600 (0:11.60) | (0:14.88) | (0:11.60) | (0:11.87) | (0:11.83) | (0:12.44) | (0:12.47) | (0:11.98) | (0:12.05) |

Scratched: Khamis (#12)

Report Created: Sun 05 July 2026

(Note: Races are conducted over an approximate distance as close as possible to the advertised distance, and recorded data may vary accordingly. Official times refer to race times only and do not include handicap times.)

[] Position in running at each section and finish TAB# Saddle cloth number
 -:-:- No data available at this section BAR# Barrier/Gate Position
 NA No data available DNF Did not finish
 DNT Did not track DT-W Distance travelled compared to winner in metres

Fastest split
 Fastest section

data processed by **TRIPLESDATA**



Townsville QLD
 Race 7: LADBROKES WINTER CUP OPEN Handicap - 2000m
 05 July 2026 - 4:24PM



Track Rating: Good 4, Weather: Fine, Rail Position: +4m 1000m-W/Post, +2m Remainder

Field Times (Race Tempo) 2:03.74 (0:14.75) 1:48.99 (0:11.63) 1:37.36 (0:11.96) 1:25.39 (0:11.83) 1:13.56 (0:12.44) 1:01.12 (0:12.47) 0:48.65 (0:11.98) 0:36.67 (0:12.05)

| Rank | TAB# | Horse | Overall Time | First 400m | Top Speed km/h (Section) | L2000 | L1800 | L1600 | L1400 | L1200 | L1000 | L800 | L600 |
|------|--------|---------------|---------------|------------|--------------------------|--------------|--------------|--------------|--------------|--------------|--------------|--------------|--------------|
| | (BAR#) | Jockey | Margin (DT-W) | Last 600m | Fastest Section (Time) | Start - 1800 | 1800 - 1600 | 1600 - 1400 | 1400 - 1200 | 1200 - 1000 | 1000 - 800 | 800 - 600 | 600 - 400 |
| 11 | 9 | Raiding | 2:06.89 | 0:27.96 | 62.4 (600-400) | 2:06.89 | 1:50.83 [11] | 1:38.93 [11] | 1:26.83 [11] | 1:15.02 [11] | 1:02.96 [11] | 0:50.48 [11] | 0:38.57 [11] |
| | (8) | Tahlia Fenlon | 18.5L (-2) | 0:38.57 | 1400-1200 (0:11.82) | (0:16.06) | (0:11.90) | (0:12.10) | (0:11.82) | (0:12.06) | (0:12.48) | (0:11.91) | (0:11.91) |

Scratched: Khamis (#12)

Report Created: Sun 05 July 2026

(Note: Races are conducted over an approximate distance as close as possible to the advertised distance, and recorded data may vary accordingly. Official times refer to race times only and do not include handicap times.)

[] Position in running at each section and finish TAB# Saddle cloth number
 -:-:- No data available at this section BAR# Barrier/Gate Position
 NA No data available DNF Did not finish
 DNT Did not track DT-W Distance travelled compared to winner in metres

Fastest split
 Fastest section



Townsville QLD
Race 7: LADBROKES WINTER CUP OPEN Handicap - 2000m
 05 July 2026 - 4:24PM



Track Rating: Good 4, Weather: Fine, Rail Position: +4m 1000m-W/Post, +2m Remainder

Field Times 0:24.62 0:12.29
 (Race Tempo) (0:12.34) (0:12.29)

| Rank | TAB# | Horse | Overall Time | First 400m | Top Speed km/h (Section) | L400 | L200 | | | | | | |
|------|--------|----------------------|---------------|------------|--------------------------|--------------|--------------|--|--|--|--|--|--|
| | (BAR#) | Jockey | Margin (DT-W) | Last 600m | Fastest Section (Time) | 400 - 200 | 200 - Finish | | | | | | |
| 1 | 7 | John Joseph | 2:03.74 | 0:26.59 | 63.6 (1800-1600) | 0:24.26 [6] | 0:12.28 [1] | | | | | | |
| | (1) | Ashley Butler | | 0:36.16 | 1800-1600 (0:11.50) | (0:11.98) | (0:12.28) | | | | | | |
| 2 | 6 | The Penske File | 2:03.76 | 0:26.93 | 63.8 (2000 - 1800) | 0:24.48 [3] | 0:12.24 [2] | | | | | | |
| | (5) | Raul Silvera Olivera | 0.1L (+1) | 0:36.23 | 1800-1600 (0:11.73) | (0:12.25) | (0:12.24) | | | | | | |
| 3 | 2 | Hopeful | 2:04.27 | 0:26.97 | 63.4 (2000 - 1800) | 0:24.61 [8] | 0:12.61 [5] | | | | | | |
| | (4) | Ivo Fry | 3.1L (+0) | 0:36.48 | 1800-1600 (0:11.77) | (0:12.00) | (0:12.61) | | | | | | |
| 4 | 3 | Central Park | 2:04.35 | 0:27.69 | 63.9 (800-600) | 0:24.64 [9] | 0:12.60 [8] | | | | | | |
| | (6) | Ben Kennedy | 3.6L (+8) | 0:36.43 | 800-600 (0:11.68) | (0:12.04) | (0:12.60) | | | | | | |
| 5 | 5 | Stadium Of Light | 2:04.48 | 0:27.33 | 63.8 (2000 - 1800) | 0:24.72 [10] | 0:12.63 [10] | | | | | | |
| | (7) | Nathan Thomas | 4.3L (+0) | 0:36.53 | 800-600 (0:11.78) | (0:12.08) | (0:12.63) | | | | | | |
| 6 | 4 | Perovic | 2:04.57 | 0:27.35 | 64.1 (1800-1600) | 0:25.06 [7] | 0:12.97 [3] | | | | | | |
| | (11) | Sean Cormack | 4.9L (+7) | 0:36.87 | 800-600 (0:11.73) | (0:12.09) | (0:12.97) | | | | | | |
| 7 | 10 | Prefer To Dance | 2:04.65 | 0:26.38 | 65.1 (1800-1600) | 0:25.23 [5] | 0:12.87 [9] | | | | | | |
| | (2) | Fiona Sandkuhl | 5.3L (-2) | 0:37.27 | 1800-1600 (0:11.60) | (0:12.36) | (0:12.87) | | | | | | |
| 8 | 1 | Kureder | 2:04.68 | 0:26.65 | 64.9 (2000 - 1800) | 0:25.32 [4] | 0:12.97 [7] | | | | | | |
| | (9) | Ryan Wiggins | 5.5L (+4) | 0:37.32 | 1800-1600 (0:11.66) | (0:12.35) | (0:12.97) | | | | | | |
| 9 | 8 | Amalfi Amore | 2:04.77 | 0:26.45 | 64.4 (2000 - 1800) | 0:25.60 [2] | 0:13.15 [4] | | | | | | |
| | (3) | Chelsea Jokic | 6.1L (+3) | 0:37.65 | 1800-1600 (0:11.70) | (0:12.45) | (0:13.15) | | | | | | |
| 10 | 11 | Savvy Thinker | 2:04.81 | 0:26.48 | 63.9 (1800-1600) | 0:25.69 [1] | 0:13.13 [6] | | | | | | |
| | (10) | Lacey Morrison | 6.3L (+7) | 0:37.74 | 1800-1600 (0:11.60) | (0:12.56) | (0:13.13) | | | | | | |

Scratched: Khamis (#12)

Report Created: Sun 05 July 2026

(Note: Races are conducted over an approximate distance as close as possible to the advertised distance, and recorded data may vary accordingly. Official times refer to race times only and do not include handicap times.)

[] Position in running at each section and finish TAB# Saddle cloth number
 -:-:- No data available at this section BAR# Barrier/Gate Position
 NA No data available DNF Did not finish
 DNT Did not track DT-W Distance travelled compared to winner in metres

Fastest split
 Fastest section

Page 3/15
 data processed by **TRIPLESDATA**



Townsville QLD
 Race 7: LADBROKES WINTER CUP OPEN Handicap - 2000m
 05 July 2026 - 4:24PM



Track Rating: Good 4, Weather: Fine, Rail Position: +4m 1000m-W/Post, +2m Remainder

Field Times 0:24.62 0:12.29
 (Race Tempo) (0:12.34) (0:12.29)

| Rank | TAB# | Horse | Overall Time | First 400m | Top Speed km/h (Section) | L400 | L200 | | | | | | |
|------|--------|---------------|---------------|------------|--------------------------|--------------|--------------|--|--|--|--|--|--|
| | (BAR#) | Jockey | Margin (DT-W) | Last 600m | Fastest Section (Time) | 400 - 200 | 200 - Finish | | | | | | |
| 11 | 9 | Raiding | 2:06.89 | 0:27.96 | 62.4 (600-400) | 0:26.66 [11] | 0:14.24 [11] | | | | | | |
| | (8) | Tahlia Fenlon | 18.5L (-2) | 0:38.57 | 1400-1200 (0:11.82) | (0:12.42) | (0:14.24) | | | | | | |

Scratched: Khamis (#12)

Report Created: Sun 05 July 2026

(Note: Races are conducted over an approximate distance as close as possible to the advertised distance, and recorded data may vary accordingly. Official times refer to race times only and do not include handicap times.)

[] Position in running at each section and finish TAB# Saddle cloth number
 -:-:- No data available at this section BAR# Barrier/Gate Position
 NA No data available DNF Did not finish
 DNT Did not track DT-W Distance travelled compared to winner in metres

Fastest split
 Fastest section

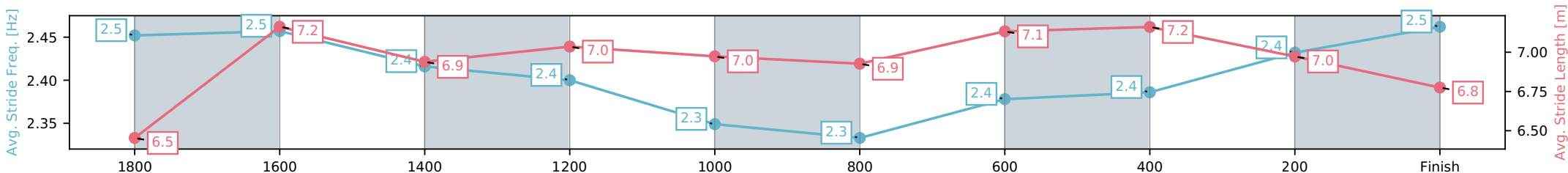
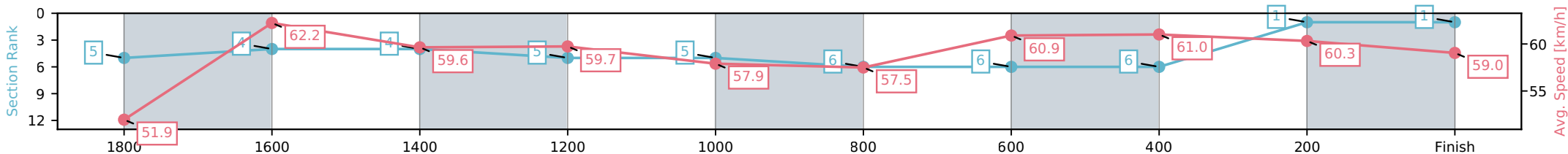
| | |
|--------------------------------|---------------------------|
| Horse/Jockey Name | John Joseph/Ashley Butler |
| Finish Rank | 1 |
| Fastest Section Time (Section) | 0:11.50 (1800-1600) |
| Top Speed [km/h] (Section) | 63.6 (1800-1600) |
| Race State | PUBLISHED |



Townsville QLD --Professional-2026-07-05
 Race 7: LADBROKES WINTER CUP OPEN Handicap - 2000m
 05 July 2026 - 4:24PM
 Track Rating: Good 4, Weather: Fine, Rail Position: +4m 1000m-W/Post, +2m Remainder



| Section | L2000 | L1800 | L1600 | L1400 | L1200 | L1000 | L800 | L600 | L400 | L200 |
|------------------------|----------------------|--------------------------|--------------------------|--------------------------|--------------------------|--------------------------|--------------------------|--------------------------|--------------------------|--------------------------|
| Section Times | 2:03.74 (0:15.09) | 1:48.65 [5] (0:11.50) | 1:37.15 [4] (0:12.08) | 1:25.07 [4] (0:12.06) | 1:13.00 [5] (0:12.44) | 1:00.57 [5] (0:12.54) | 0:48.03 [6] (0:11.87) | 0:36.16 [6] (0:11.90) | 0:24.26 [6] (0:11.98) | 0:12.28 [1] (0:12.28) |
| Average Speed [km/h] | 51.9 | 62.2 | 59.6 | 59.7 | 57.9 | 57.5 | 60.9 | 61.0 | 60.3 | 59.0 |
| Top Speed [km/h] | 63.0 | 63.6 | 61.3 | 61.1 | 59.5 | 58.3 | 62.3 | 62.0 | 60.9 | 60.0 |
| Avg. Dist. to Rail [m] | 3.9 | 0.5 | 0.3 | 0.5 | 0.5 | 1.1 | 0.9 | 1.6 | 3.7 | 5.7 |
| Avg. Stride Freq. [Hz] | 2.5 | 2.5 | 2.4 | 2.4 | 2.3 | 2.3 | 2.4 | 2.4 | 2.4 | 2.5 |
| Avg. Stride Length [m] | 6.5 | 7.2 | 6.9 | 7.0 | 7.0 | 6.9 | 7.1 | 7.2 | 7.0 | 6.8 |



[] Ranking at each section and finish
 -:-:- No data available at this section
 NA No data available

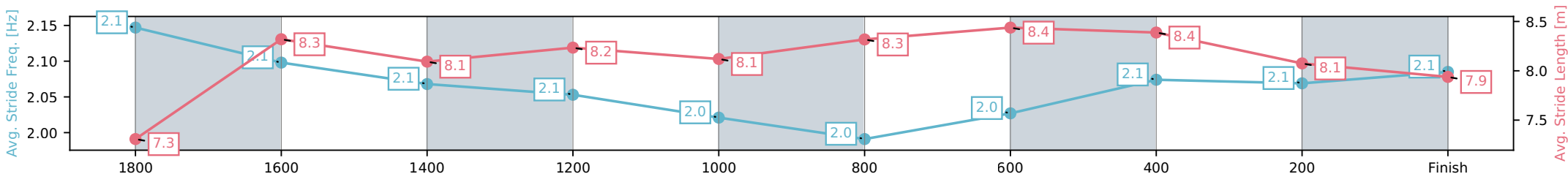
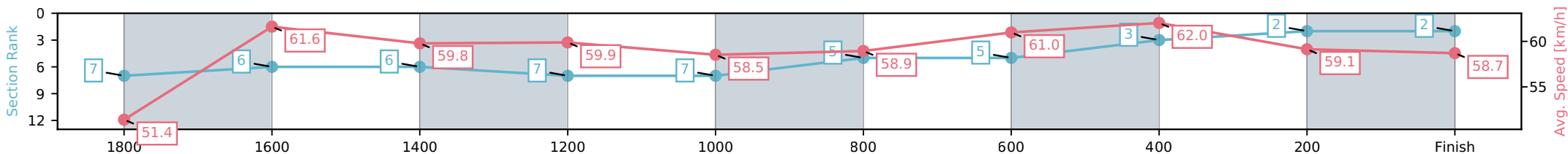
| | |
|--------------------------------|--------------------------------------|
| Horse/Jockey Name | The Penske File/Raul Silvera Olivera |
| Finish Rank | 2 |
| Fastest Section Time (Section) | 0:11.73 (1800-1600) |
| Top Speed [km/h] (Section) | 63.8 (2000 - 1800) |
| Race State | PUBLISHED |



Townsville QLD --Professional-2026-07-05
 Race 7: LADBROKES WINTER CUP OPEN Handicap - 2000m
 05 July 2026 - 4:24PM
 Track Rating: Good 4, Weather: Fine, Rail Position: +4m 1000m-W/Post, +2m Remainder



| Section | L2000 | L1800 | L1600 | L1400 | L1200 | L1000 | L800 | L600 | L400 | L200 |
|------------------------|----------------------|--------------------------|--------------------------|--------------------------|--------------------------|--------------------------|--------------------------|--------------------------|--------------------------|--------------------------|
| Section Times | 2:03.76 (0:15.20) | 1:48.56 [7] (0:11.73) | 1:36.82 [6] (0:12.12) | 1:24.70 [6] (0:12.07) | 1:12.63 [7] (0:12.30) | 1:00.34 [7] (0:12.25) | 0:48.08 [5] (0:11.86) | 0:36.22 [5] (0:11.74) | 0:24.48 [3] (0:12.25) | 0:12.24 [2] (0:12.24) |
| Average Speed [km/h] | 51.4 | 61.6 | 59.8 | 59.9 | 58.5 | 58.9 | 61.0 | 62.0 | 59.1 | 58.7 |
| Top Speed [km/h] | 63.8 | 62.9 | 61.2 | 61.4 | 59.7 | 59.6 | 61.5 | 62.8 | 61.0 | 59.4 |
| Avg. Dist. to Rail [m] | 8.0 | 3.4 | 0.9 | 1.5 | 1.3 | 0.9 | 1.1 | 2.2 | 4.1 | 5.7 |
| Avg. Stride Freq. [Hz] | 2.1 | 2.1 | 2.1 | 2.1 | 2.0 | 2.0 | 2.0 | 2.1 | 2.1 | 2.1 |
| Avg. Stride Length [m] | 7.3 | 8.3 | 8.1 | 8.2 | 8.1 | 8.3 | 8.4 | 8.4 | 8.1 | 7.9 |



[] Ranking at each section and finish
 -:-:- No data available at this section
 NA No data available

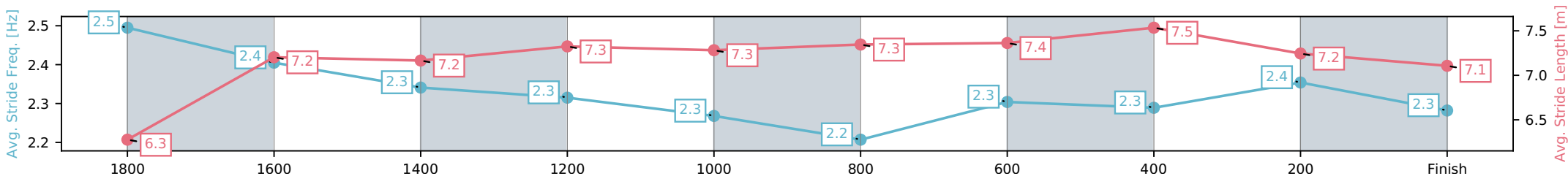
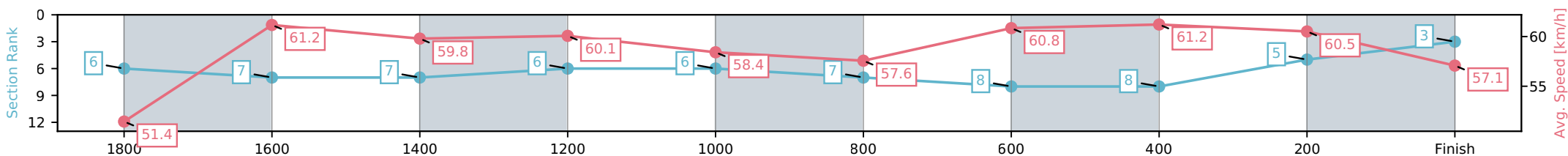
| | |
|--------------------------------|---------------------|
| Horse/Jockey Name | Hopeful/Ivo Fry |
| Finish Rank | 3 |
| Fastest Section Time (Section) | 0:11.77 (1800-1600) |
| Top Speed [km/h] (Section) | 63.4 (2000 - 1800) |
| Race State | PUBLISHED |



Townsville QLD --Professional-2026-07-05
 Race 7: LADBROKES WINTER CUP OPEN Handicap - 2000m
 05 July 2026 - 4:24PM
 Track Rating: Good 4, Weather: Fine, Rail Position: +4m 1000m-W/Post, +2m Remainder



| Section | L2000 | L1800 | L1600 | L1400 | L1200 | L1000 | L800 | L600 | L400 | L200 |
|------------------------|----------------------|--------------------------|--------------------------|--------------------------|--------------------------|--------------------------|--------------------------|--------------------------|--------------------------|--------------------------|
| Section Times | 2:04.27 (0:15.20) | 1:49.07 [6] (0:11.77) | 1:37.30 [7] (0:12.12) | 1:25.18 [7] (0:12.01) | 1:13.17 [6] (0:12.32) | 1:00.85 [6] (0:12.50) | 0:48.34 [7] (0:11.87) | 0:36.48 [8] (0:11.87) | 0:24.61 [8] (0:12.00) | 0:12.61 [5] (0:12.61) |
| Average Speed [km/h] | 51.4 | 61.2 | 59.8 | 60.1 | 58.4 | 57.6 | 60.8 | 61.2 | 60.5 | 57.1 |
| Top Speed [km/h] | 63.4 | 63.2 | 60.8 | 61.0 | 59.4 | 58.0 | 62.0 | 61.9 | 61.3 | 59.0 |
| Avg. Dist. to Rail [m] | 6.3 | 2.3 | 1.0 | 0.6 | 0.6 | 0.8 | 0.8 | 1.9 | 5.5 | 7.7 |
| Avg. Stride Freq. [Hz] | 2.5 | 2.4 | 2.3 | 2.3 | 2.3 | 2.2 | 2.3 | 2.3 | 2.4 | 2.3 |
| Avg. Stride Length [m] | 6.3 | 7.2 | 7.2 | 7.3 | 7.3 | 7.3 | 7.4 | 7.5 | 7.2 | 7.1 |



- [] Ranking at each section and finish
- :-:- No data available at this section
- NA No data available

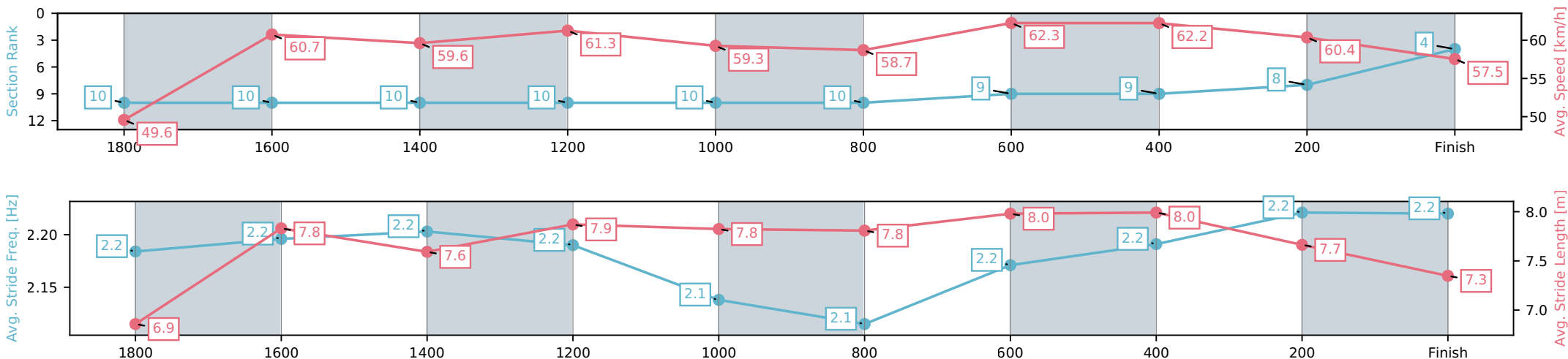
| | |
|--------------------------------|--------------------------|
| Horse/Jockey Name | Central Park/Ben Kennedy |
| Finish Rank | 4 |
| Fastest Section Time (Section) | 0:11.68 (800-600) |
| Top Speed [km/h] (Section) | 63.9 (800-600) |
| Race State | PUBLISHED |



Townsville QLD --Professional-2026-07-05
 Race 7: LADBROKES WINTER CUP OPEN Handicap - 2000m
 05 July 2026 - 4:24PM
 Track Rating: Good 4, Weather: Fine, Rail Position: +4m 1000m-W/Post, +2m Remainder



| Section | L2000 | L1800 | L1600 | L1400 | L1200 | L1000 | L800 | L600 | L400 | L200 |
|------------------------|----------------------|---------------------------|---------------------------|---------------------------|---------------------------|---------------------------|---------------------------|--------------------------|--------------------------|--------------------------|
| Section Times | 2:04.35 (0:15.75) | 1:48.60 [10] (0:11.94) | 1:36.66 [10] (0:12.23) | 1:24.42 [10] (0:11.81) | 1:12.62 [10] (0:12.14) | 1:00.47 [10] (0:12.37) | 0:48.11 [10] (0:11.68) | 0:36.43 [9] (0:11.79) | 0:24.64 [9] (0:12.04) | 0:12.60 [8] (0:12.60) |
| Average Speed [km/h] | 49.6 | 60.7 | 59.6 | 61.3 | 59.3 | 58.7 | 62.3 | 62.2 | 60.4 | 57.5 |
| Top Speed [km/h] | 62.5 | 62.8 | 60.9 | 62.0 | 60.7 | 60.3 | 63.9 | 63.1 | 61.7 | 59.9 |
| Avg. Dist. to Rail [m] | 7.8 | 4.4 | 2.0 | 1.8 | 1.6 | 1.4 | 2.4 | 3.9 | 7.0 | 9.9 |
| Avg. Stride Freq. [Hz] | 2.2 | 2.2 | 2.2 | 2.2 | 2.1 | 2.1 | 2.2 | 2.2 | 2.2 | 2.2 |
| Avg. Stride Length [m] | 6.9 | 7.8 | 7.6 | 7.9 | 7.8 | 7.8 | 8.0 | 8.0 | 7.7 | 7.3 |



[] Ranking at each section and finish
 -:-:- No data available at this section
 NA No data available

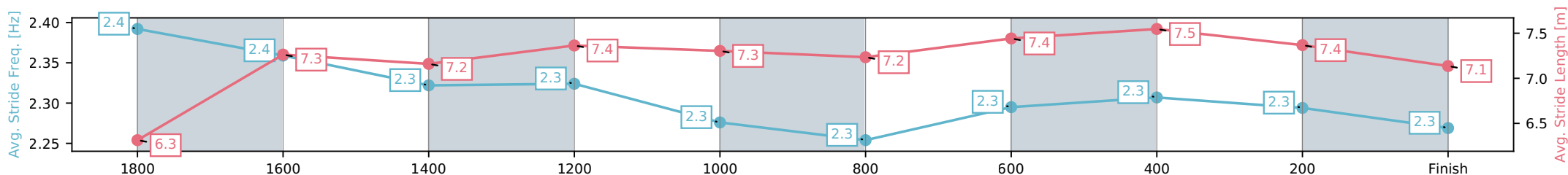
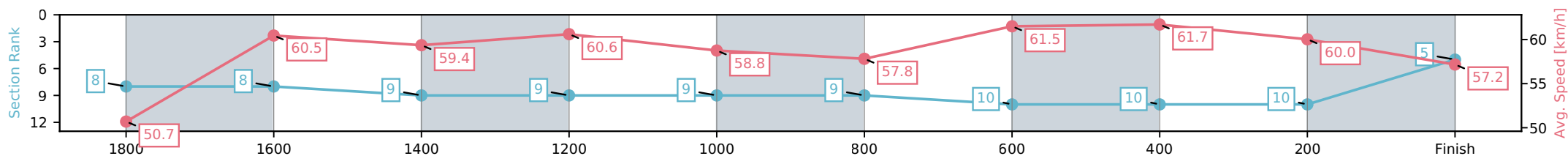
| | |
|--------------------------------|--------------------------------|
| Horse/Jockey Name | Stadium Of Light/Nathan Thomas |
| Finish Rank | 5 |
| Fastest Section Time (Section) | 0:11.78 (800-600) |
| Top Speed [km/h] (Section) | 63.8 (2000 - 1800) |
| Race State | PUBLISHED |



Townsville QLD --Professional-2026-07-05
 Race 7: LADBROKES WINTER CUP OPEN Handicap - 2000m
 05 July 2026 - 4:24PM
 Track Rating: Good 4, Weather: Fine, Rail Position: +4m 1000m-W/Post, +2m Remainder



| Section | L2000 | L1800 | L1600 | L1400 | L1200 | L1000 | L800 | L600 | L400 | L200 |
|------------------------|----------------------|--------------------------|--------------------------|--------------------------|--------------------------|--------------------------|--------------------------|---------------------------|---------------------------|---------------------------|
| Section Times | 2:04.48 (0:15.44) | 1:49.04 [8] (0:11.89) | 1:37.15 [8] (0:12.16) | 1:24.99 [9] (0:11.89) | 1:13.10 [9] (0:12.26) | 1:00.84 [9] (0:12.51) | 0:48.32 [9] (0:11.78) | 0:36.54 [10] (0:11.82) | 0:24.72 [10] (0:12.08) | 0:12.63 [10] (0:12.63) |
| Average Speed [km/h] | 50.7 | 60.5 | 59.4 | 60.6 | 58.8 | 57.8 | 61.5 | 61.7 | 60.0 | 57.2 |
| Top Speed [km/h] | 63.8 | 62.2 | 60.5 | 61.4 | 60.0 | 58.9 | 63.0 | 62.9 | 60.6 | 59.7 |
| Avg. Dist. to Rail [m] | 8.2 | 1.8 | 0.4 | 1.1 | 1.2 | 1.2 | 1.5 | 2.7 | 5.4 | 8.0 |
| Avg. Stride Freq. [Hz] | 2.4 | 2.4 | 2.3 | 2.3 | 2.3 | 2.3 | 2.3 | 2.3 | 2.3 | 2.3 |
| Avg. Stride Length [m] | 6.3 | 7.3 | 7.2 | 7.4 | 7.3 | 7.2 | 7.4 | 7.5 | 7.4 | 7.1 |



[] Ranking at each section and finish
 -:-:- No data available at this section
 NA No data available

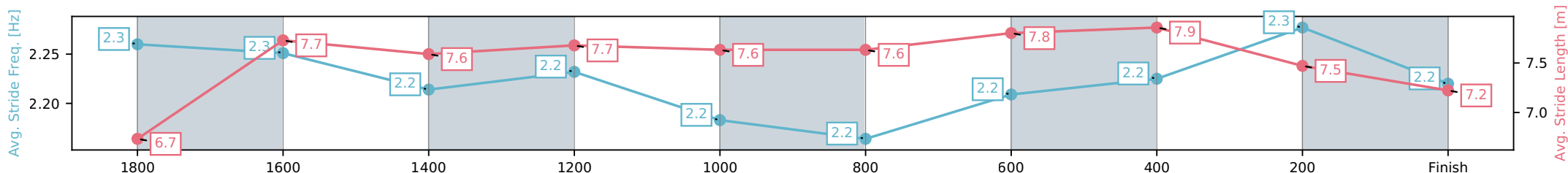
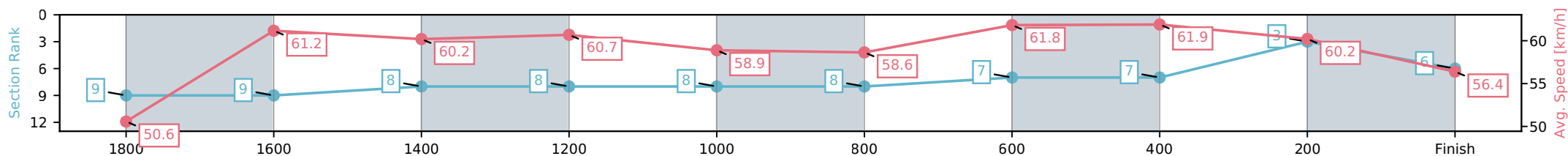
| | |
|--------------------------------|----------------------|
| Horse/Jockey Name | Perovic/Sean Cormack |
| Finish Rank | 6 |
| Fastest Section Time (Section) | 0:11.73 (800-600) |
| Top Speed [km/h] (Section) | 64.1 (1800-1600) |
| Race State | PUBLISHED |



Townsville QLD --Professional-2026-07-05
 Race 7: LADBROKES WINTER CUP OPEN Handicap - 2000m
 05 July 2026 - 4:24PM
 Track Rating: Good 4, Weather: Fine, Rail Position: +4m 1000m-W/Post, +2m Remainder



| Section | L2000 | L1800 | L1600 | L1400 | L1200 | L1000 | L800 | L600 | L400 | L200 |
|------------------------|----------------------|--------------------------|--------------------------|--------------------------|--------------------------|--------------------------|--------------------------|--------------------------|--------------------------|--------------------------|
| Section Times | 2:04.57 (0:15.48) | 1:49.10 [9] (0:11.87) | 1:37.22 [9] (0:12.11) | 1:25.11 [8] (0:11.91) | 1:13.20 [8] (0:12.23) | 1:00.97 [8] (0:12.37) | 0:48.60 [8] (0:11.73) | 0:36.87 [7] (0:11.81) | 0:25.06 [7] (0:12.09) | 0:12.97 [3] (0:12.97) |
| Average Speed [km/h] | 50.6 | 61.2 | 60.2 | 60.7 | 58.9 | 58.6 | 61.8 | 61.9 | 60.2 | 56.4 |
| Top Speed [km/h] | 64.0 | 64.1 | 61.7 | 61.5 | 60.2 | 59.6 | 63.1 | 63.4 | 61.5 | 58.9 |
| Avg. Dist. to Rail [m] | 9.8 | 3.8 | 2.0 | 1.7 | 1.3 | 1.4 | 1.7 | 3.4 | 7.3 | 10.2 |
| Avg. Stride Freq. [Hz] | 2.3 | 2.3 | 2.2 | 2.2 | 2.2 | 2.2 | 2.2 | 2.2 | 2.3 | 2.2 |
| Avg. Stride Length [m] | 6.7 | 7.7 | 7.6 | 7.7 | 7.6 | 7.6 | 7.8 | 7.9 | 7.5 | 7.2 |



[] Ranking at each section and finish
 -:-:- No data available at this section
 NA No data available

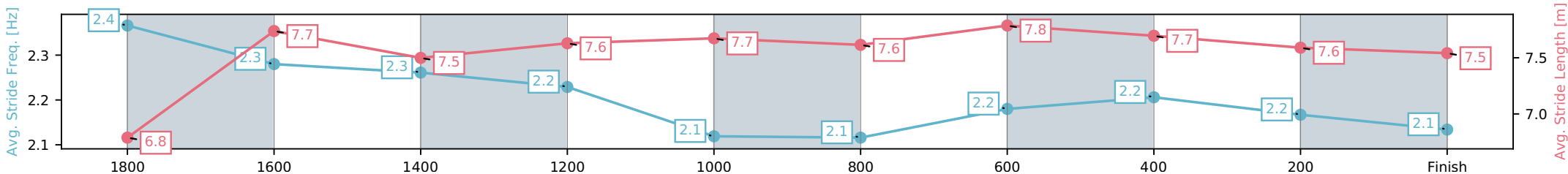
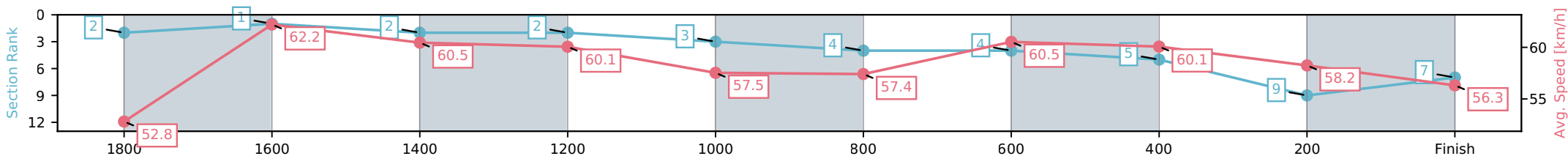
| | |
|--------------------------------|--------------------------------|
| Horse/Jockey Name | Prefer To Dance/Fiona Sandkuhl |
| Finish Rank | 7 |
| Fastest Section Time (Section) | 0:11.60 (1800-1600) |
| Top Speed [km/h] (Section) | 65.1 (1800-1600) |
| Race State | PUBLISHED |



Townsville QLD --Professional-2026-07-05
 Race 7: LADBROKES WINTER CUP OPEN Handicap - 2000m
 05 July 2026 - 4:24PM
 Track Rating: Good 4, Weather: Fine, Rail Position: +4m 1000m-W/Post, +2m Remainder



| Section | L2000 | L1800 | L1600 | L1400 | L1200 | L1000 | L800 | L600 | L400 | L200 |
|------------------------|----------------------|--------------------------|--------------------------|--------------------------|--------------------------|--------------------------|--------------------------|--------------------------|--------------------------|--------------------------|
| Section Times | 2:04.65 (0:14.78) | 1:49.87 [2] (0:11.60) | 1:38.27 [1] (0:12.00) | 1:26.27 [2] (0:12.00) | 1:14.27 [2] (0:12.50) | 1:01.77 [3] (0:12.58) | 0:49.20 [4] (0:11.93) | 0:37.26 [4] (0:12.04) | 0:25.23 [5] (0:12.36) | 0:12.87 [9] (0:12.87) |
| Average Speed [km/h] | 52.8 | 62.2 | 60.5 | 60.1 | 57.5 | 57.4 | 60.5 | 60.1 | 58.2 | 56.3 |
| Top Speed [km/h] | 64.0 | 65.1 | 61.3 | 61.3 | 58.3 | 59.1 | 61.3 | 61.6 | 58.9 | 58.7 |
| Avg. Dist. to Rail [m] | 5.7 | 2.0 | 0.9 | 0.5 | 0.6 | 0.9 | 0.8 | 0.8 | 1.7 | 4.5 |
| Avg. Stride Freq. [Hz] | 2.4 | 2.3 | 2.3 | 2.2 | 2.1 | 2.1 | 2.2 | 2.2 | 2.2 | 2.1 |
| Avg. Stride Length [m] | 6.8 | 7.7 | 7.5 | 7.6 | 7.7 | 7.6 | 7.8 | 7.7 | 7.6 | 7.5 |



- [] Ranking at each section and finish
- :-:- No data available at this section
- NA No data available

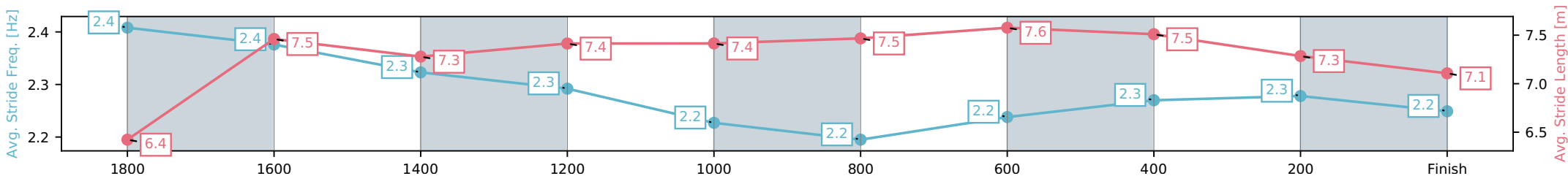
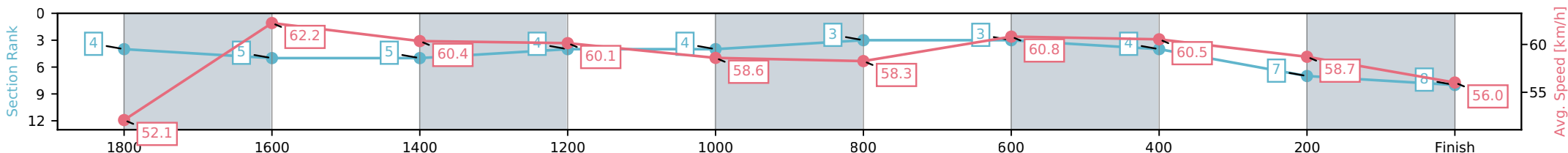
| | |
|--------------------------------|----------------------|
| Horse/Jockey Name | Kureder/Ryan Wiggins |
| Finish Rank | 8 |
| Fastest Section Time (Section) | 0:11.66 (1800-1600) |
| Top Speed [km/h] (Section) | 64.9 (2000 - 1800) |
| Race State | PUBLISHED |



Townsville QLD --Professional-2026-07-05
 Race 7: LADBROKES WINTER CUP OPEN Handicap - 2000m
 05 July 2026 - 4:24PM
 Track Rating: Good 4, Weather: Fine, Rail Position: +4m 1000m-W/Post, +2m Remainder



| Section | L2000 | L1800 | L1600 | L1400 | L1200 | L1000 | L800 | L600 | L400 | L200 |
|------------------------|----------------------|--------------------------|--------------------------|--------------------------|--------------------------|--------------------------|--------------------------|--------------------------|--------------------------|--------------------------|
| Section Times | 2:04.68 (0:14.99) | 1:49.69 [4] (0:11.66) | 1:38.03 [5] (0:12.06) | 1:25.97 [5] (0:12.00) | 1:13.97 [4] (0:12.28) | 1:01.70 [4] (0:12.42) | 0:49.28 [3] (0:11.95) | 0:37.33 [3] (0:12.00) | 0:25.32 [4] (0:12.35) | 0:12.97 [7] (0:12.97) |
| Average Speed [km/h] | 52.1 | 62.2 | 60.4 | 60.1 | 58.6 | 58.3 | 60.8 | 60.5 | 58.7 | 56.0 |
| Top Speed [km/h] | 64.9 | 63.9 | 60.9 | 61.1 | 59.1 | 59.4 | 61.4 | 61.7 | 59.4 | 58.3 |
| Avg. Dist. to Rail [m] | 9.3 | 3.8 | 1.6 | 1.0 | 0.8 | 1.2 | 1.7 | 2.3 | 4.7 | 6.9 |
| Avg. Stride Freq. [Hz] | 2.4 | 2.4 | 2.3 | 2.3 | 2.2 | 2.2 | 2.2 | 2.3 | 2.3 | 2.2 |
| Avg. Stride Length [m] | 6.4 | 7.5 | 7.3 | 7.4 | 7.4 | 7.5 | 7.6 | 7.5 | 7.3 | 7.1 |



- [] Ranking at each section and finish
- :-:- No data available at this section
- NA No data available

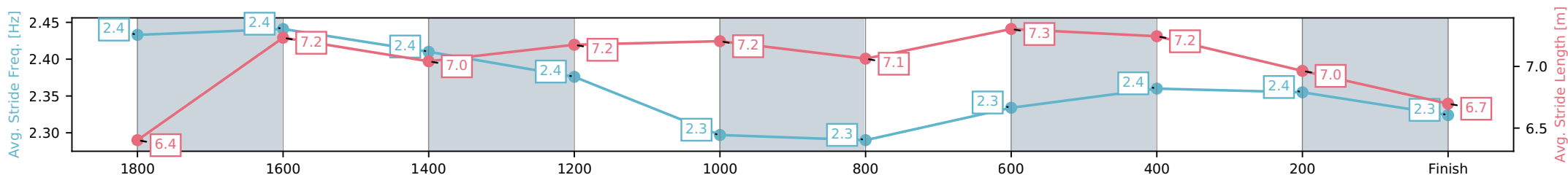
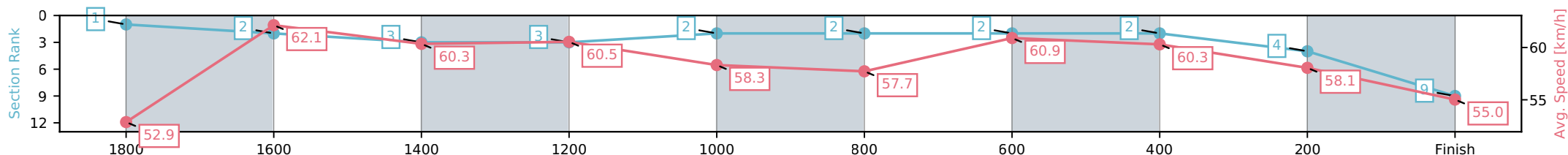
| | |
|--------------------------------|----------------------------|
| Horse/Jockey Name | Amalfi Amore/Chelsea Jokic |
| Finish Rank | 9 |
| Fastest Section Time (Section) | 0:11.70 (1800-1600) |
| Top Speed [km/h] (Section) | 64.4 (2000 - 1800) |
| Race State | PUBLISHED |



Townsville QLD --Professional-2026-07-05
 Race 7: LADBROKES WINTER CUP OPEN Handicap - 2000m
 05 July 2026 - 4:24PM
 Track Rating: Good 4, Weather: Fine, Rail Position: +4m 1000m-W/Post, +2m Remainder



| Section | L2000 | L1800 | L1600 | L1400 | L1200 | L1000 | L800 | L600 | L400 | L200 |
|------------------------|----------------------|--------------------------|--------------------------|--------------------------|--------------------------|--------------------------|-------------|--------------------------|--------------------------|--------------------------|
| Section Times | 2:04.77 (0:14.75) | 1:50.02 [1] (0:11.70) | 1:38.32 [2] (0:12.08) | 1:26.24 [3] (0:11.89) | 1:14.35 [3] (0:12.34) | 1:02.01 [2] (0:12.48) | 0:49.53 [2] | 0:37.64 [2] (0:12.05) | 0:25.60 [2] (0:12.45) | 0:13.15 [4] (0:13.15) |
| Average Speed [km/h] | 52.9 | 62.1 | 60.3 | 60.5 | 58.3 | 57.7 | 60.9 | 60.3 | 58.1 | 55.0 |
| Top Speed [km/h] | 64.4 | 64.3 | 62.0 | 62.0 | 60.2 | 59.9 | 62.5 | 62.0 | 59.8 | 56.9 |
| Avg. Dist. to Rail [m] | 7.3 | 4.9 | 1.4 | 0.3 | 0.4 | 0.9 | 1.3 | 1.9 | 2.8 | 4.5 |
| Avg. Stride Freq. [Hz] | 2.4 | 2.4 | 2.4 | 2.4 | 2.3 | 2.3 | 2.3 | 2.4 | 2.4 | 2.3 |
| Avg. Stride Length [m] | 6.4 | 7.2 | 7.0 | 7.2 | 7.2 | 7.1 | 7.3 | 7.2 | 7.0 | 6.7 |



- [] Ranking at each section and finish
- :-:- No data available at this section
- NA No data available

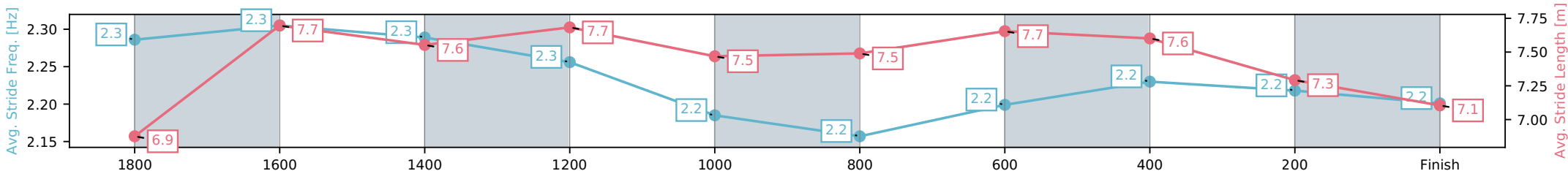
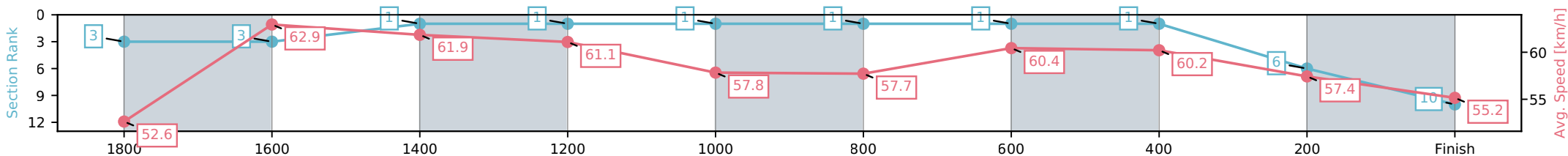
| | |
|--------------------------------|------------------------------|
| Horse/Jockey Name | Savvy Thinker/Lacey Morrison |
| Finish Rank | 10 |
| Fastest Section Time (Section) | 0:11.60 (1800-1600) |
| Top Speed [km/h] (Section) | 63.9 (1800-1600) |
| Race State | PUBLISHED |



Townsville QLD --Professional-2026-07-05
 Race 7: LADBROKES WINTER CUP OPEN Handicap - 2000m
 05 July 2026 - 4:24PM
 Track Rating: Good 4, Weather: Fine, Rail Position: +4m 1000m-W/Post, +2m Remainder



| Section | L2000 | L1800 | L1600 | L1400 | L1200 | L1000 | L800 | L600 | L400 | L200 |
|------------------------|----------------------|--------------------------|--------------------------|--------------------------|--------------------------|--------------------------|--------------------------|--------------------------|--------------------------|--------------------------|
| Section Times | 2:04.81 (0:14.88) | 1:49.93 [3] (0:11.60) | 1:38.34 [3] (0:11.87) | 1:26.46 [1] (0:11.83) | 1:14.63 [1] (0:12.44) | 1:02.19 [1] (0:12.47) | 0:49.72 [1] (0:11.98) | 0:37.74 [1] (0:12.05) | 0:25.69 [1] (0:12.56) | 0:13.13 [6] (0:13.13) |
| Average Speed [km/h] | 52.6 | 62.9 | 61.9 | 61.1 | 57.8 | 57.7 | 60.4 | 60.2 | 57.4 | 55.2 |
| Top Speed [km/h] | 63.1 | 63.9 | 63.6 | 63.3 | 58.8 | 59.5 | 61.3 | 61.4 | 58.3 | 56.6 |
| Avg. Dist. to Rail [m] | 10.2 | 6.1 | 2.9 | 1.4 | 0.2 | 1.0 | 1.2 | 1.4 | 2.1 | 2.7 |
| Avg. Stride Freq. [Hz] | 2.3 | 2.3 | 2.3 | 2.3 | 2.2 | 2.2 | 2.2 | 2.2 | 2.2 | 2.2 |
| Avg. Stride Length [m] | 6.9 | 7.7 | 7.6 | 7.7 | 7.5 | 7.5 | 7.7 | 7.6 | 7.3 | 7.1 |



- [] Ranking at each section and finish
- :-:- No data available at this section
- NA No data available

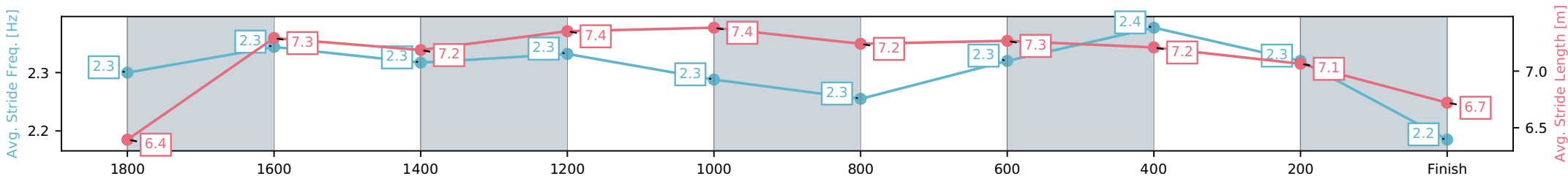
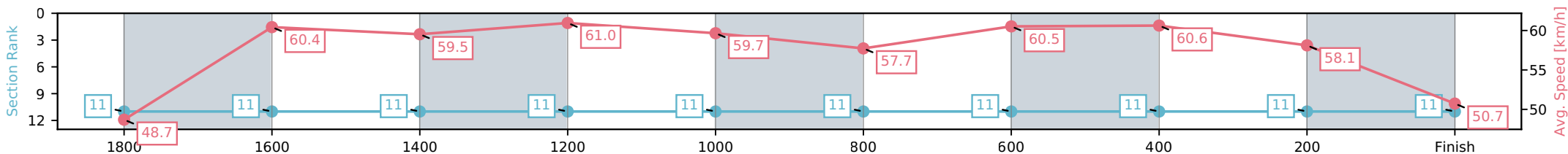
| | |
|--------------------------------|-----------------------|
| Horse/Jockey Name | Raiding/Tahlia Fenlon |
| Finish Rank | 11 |
| Fastest Section Time (Section) | 0:11.82 (1400-1200) |
| Top Speed [km/h] (Section) | 62.4 (600-400) |
| Race State | PUBLISHED |



Townsville QLD --Professional-2026-07-05
 Race 7: LADBROKES WINTER CUP OPEN Handicap - 2000m
 05 July 2026 - 4:24PM
 Track Rating: Good 4, Weather: Fine, Rail Position: +4m 1000m-W/Post, +2m Remainder



| Section | L2000 | L1800 | L1600 | L1400 | L1200 | L1000 | L800 | L600 | L400 | L200 |
|------------------------|----------------------|---------------------------|---------------------------|---------------------------|---------------------------|---------------------------|---------------------------|---------------------------|---------------------------|---------------------------|
| Section Times | 2:06.89 (0:16.06) | 1:50.83 [11] (0:11.90) | 1:38.93 [11] (0:12.10) | 1:26.83 [11] (0:11.82) | 1:15.02 [11] (0:12.06) | 1:02.96 [11] (0:12.48) | 0:50.48 [11] (0:11.91) | 0:38.57 [11] (0:11.91) | 0:26.66 [11] (0:12.42) | 0:14.24 [11] (0:14.24) |
| Average Speed [km/h] | 48.7 | 60.4 | 59.5 | 61.0 | 59.7 | 57.7 | 60.5 | 60.6 | 58.1 | 50.7 |
| Top Speed [km/h] | 61.7 | 62.4 | 61.0 | 61.7 | 61.4 | 59.6 | 62.4 | 62.4 | 59.5 | 57.1 |
| Avg. Dist. to Rail [m] | 8.5 | 1.9 | 0.7 | 0.6 | 0.7 | 0.7 | 0.2 | 0.6 | 2.9 | 5.4 |
| Avg. Stride Freq. [Hz] | 2.3 | 2.3 | 2.3 | 2.3 | 2.3 | 2.3 | 2.3 | 2.4 | 2.3 | 2.2 |
| Avg. Stride Length [m] | 6.4 | 7.3 | 7.2 | 7.4 | 7.4 | 7.2 | 7.3 | 7.2 | 7.1 | 6.7 |



[] Ranking at each section and finish
 -:-:- No data available at this section
 NA No data available



Townsville QLD

Race 8: COWBOYS LEAGUES CLUB BENCHMARK 60 Handicap - 1300m

05 July 2026 - 5:05PM

Track Rating: Good 4, Weather: Fine, Rail Position: +4m 1000m-W/Post, +2m Remainder



Field Times (Race Tempo) 1:17.52 1:08.25 0:57.30 0:46.58 0:35.51 0:24.20 0:12.65
 (0:09.27) (0:10.96) (0:10.72) (0:11.06) (0:11.31) (0:11.55) (0:12.65)

| Rank | TAB# | Horse | Overall Time | First 400m | Top Speed km/h (Section) | L1300 | L1200 | L1000 | L800 | L600 | L400 | L200 | |
|------|--------|--------------------|---------------|--|--------------------------|--------------|-------------|------------|-----------|-----------|-----------|--------------|------|
| | (BAR#) | Jockey | Margin (DT-W) | Last 600m | Fastest Section (Time) | Start - 1200 | 1200 - 1000 | 1000 - 800 | 800 - 600 | 600 - 400 | 400 - 200 | 200 - Finish | |
| 1 | 4 | Ellis Beach | 1:17.52 | 0:25.67 | 67.5 (800-600) | 1:17.52 | 1:08.25 | 0:57.30 | 0:46.46 | 0:35.51 | 0:24.20 | 0:12.65 | |
| | (6) | Aidan Holt | | 0:35.51 | 1000-800 (0:10.84) | (0:09.27) | (0:10.96) | (0:10.84) | (0:10.94) | (0:11.31) | (0:11.55) | (0:12.65) | |
| 2 | 2 | Carpaccio | 1:17.71 | 0:26.60 | 68.3 (800-600) | 1:17.71 | 1:07.91 | 0:56.70 | 0:45.54 | 0:34.68 | 0:23.53 | 0:12.09 | |
| | (7) | Sean Cormack | 1.1L (+8) | 0:34.68 | 800-600 (0:10.86) | (0:09.80) | (0:11.21) | (0:11.16) | (0:10.86) | (0:11.15) | (0:11.44) | (0:12.09) | |
| 3 | 8 | INTRUDER | 1:17.82 | Data was not able to be tracked for this horse | | | -:-- | -:-- | -:-- | -:-- | -:-- | -:-- | -:-- |
| | (3) | Mitch Goring | 1.76 | | | | | | | | | | |
| 4 | 14 | Savee | 1:17.83 | 0:25.96 | 67.7 (1000-800) | 1:17.83 | 1:08.40 | 0:57.33 | 0:46.44 | 0:35.48 | 0:24.15 | 0:12.53 | |
| | (2) | Chelsea Jokic | 1.9L (-1) | 0:35.47 | 1000-800 (0:10.90) | (0:09.43) | (0:11.07) | (0:10.90) | (0:10.96) | (0:11.32) | (0:11.62) | (0:12.53) | |
| 5 | 9 | Talons | 1:17.93 | 0:26.16 | 68.4 (800-600) | 1:17.93 | 1:08.14 | 0:57.21 | 0:46.31 | 0:35.41 | 0:24.04 | 0:12.36 | |
| | (1) | Ivo Fry | 2.4L (+8) | 0:35.41 | 1000-800 (0:10.90) | (0:09.78) | (0:10.94) | (0:10.90) | (0:10.90) | (0:11.37) | (0:11.68) | (0:12.36) | |
| 6 | 3 | Eagle Warrior | 1:17.96 | 0:26.96 | 67.0 (800-600) | 1:17.96 | 1:07.97 | 0:56.56 | 0:45.55 | 0:34.64 | 0:23.36 | 0:11.98 | |
| | (10) | Olivia Kendal | 2.6L (+5) | 0:34.64 | 800-600 (0:10.91) | (0:09.99) | (0:11.41) | (0:11.01) | (0:10.91) | (0:11.28) | (0:11.38) | (0:11.98) | |
| 7 | 13 | Skogafoss | 1:18.13 | 0:26.12 | 68.5 (800-600) | 1:18.13 | 1:08.69 | 0:57.49 | 0:46.51 | 0:35.52 | 0:24.15 | 0:12.46 | |
| | (8) | Ashley Butler | 3.6L (+6) | 0:35.51 | 1000-800 (0:10.98) | (0:09.44) | (0:11.20) | (0:10.98) | (0:10.99) | (0:11.36) | (0:11.69) | (0:12.46) | |
| 8 | 15 | SUPERSTITIONS | 1:18.21 | Data was not able to be tracked for this horse | | | -:-- | -:-- | -:-- | -:-- | -:-- | -:-- | -:-- |
| | (13) | Lacey Morrison | 4.06 | | | | | | | | | | |
| 9 | 12 | Lazenby | 1:18.25 | 0:26.66 | 66.6 (800-600) | 1:18.25 | 1:08.27 | 0:57.14 | 0:46.00 | 0:34.94 | 0:23.75 | 0:12.24 | |
| | (12) | Ryan Wiggins | 4.3L (+3) | 0:34.93 | 800-600 (0:11.06) | (0:09.98) | (0:11.14) | (0:11.14) | (0:11.06) | (0:11.18) | (0:11.51) | (0:12.24) | |
| 10 | 5 | Irresistible Force | 1:18.27 | 0:25.74 | 68.7 (1200-1000) | 1:18.27 | 1:08.83 | 0:57.97 | 0:47.07 | 0:35.95 | 0:24.47 | 0:12.70 | |
| | (5) | Lauren Guernier | 4.4L (+10) | 0:35.94 | 1200-1000 (0:10.87) | (0:09.44) | (0:10.87) | (0:10.89) | (0:11.12) | (0:11.48) | (0:11.76) | (0:12.70) | |

Scratched: From This Moment (#1), Cluedo (#10), Brasco (#11)

Report Created: Sun 05 July 2026

(Note: Races are conducted over an approximate distance as close as possible to the advertised distance, and recorded data may vary accordingly. Official times refer to race times only and do not include handicap times.)

[] Position in running at each section and finish TAB# Saddle cloth number
 -:-- No data available at this section BAR# Barrier/Gate Position
 NA No data available DNF Did not finish
 DNT Did not track DT-W Distance travelled compared to winner in metres

Fastest split
 Fastest section

data processed by TRIPLESDATA



Townsville QLD

Race 8: COWBOYS LEAGUES CLUB BENCHMARK 60 Handicap - 1300m

05 July 2026 - 5:05PM

Track Rating: Good 4, Weather: Fine, Rail Position: +4m 1000m-W/Post, +2m Remainder



Field Times (Race Tempo) 1:17.52 (0:09.27) 1:08.25 (0:10.96) 0:57.30 (0:10.72) 0:46.58 (0:11.06) 0:35.51 (0:11.31) 0:24.20 (0:11.55) 0:12.65 (0:12.65)

| Rank | TAB# | Horse | Overall Time | First 400m | Top Speed km/h (Section) | L1300 | L1200 | L1000 | L800 | L600 | L400 | L200 | |
|------|--------|-----------------|---------------|------------|--------------------------|--------------|-------------|------------|-----------|-----------|-----------|--------------|--|
| | (BAR#) | Jockey | Margin (DT-W) | Last 600m | Fastest Section (Time) | Start - 1200 | 1200 - 1000 | 1000 - 800 | 800 - 600 | 600 - 400 | 400 - 200 | 200 - Finish | |
| 11 | 16 | Fly Fifer | 1:18.53 | 0:26.29 | 67.7 (1000-800) | 1:18.53 | 1:08.90 | 0:57.70 | 0:46.79 | 0:35.69 | 0:24.26 | 0:12.59 | |
| | (11) | Nathan Thomas | 6.0L (+5) | 0:35.69 | 1000-800 (0:10.91) | (0:09.63) | (0:11.20) | (0:10.91) | (0:11.10) | (0:11.42) | (0:11.68) | (0:12.59) | |
| 12 | 7 | The Hairdresser | 1:18.61 | 0:26.10 | 68.4 (1000-800) | 1:18.61 | 1:08.93 | 0:57.99 | 0:47.06 | 0:36.06 | 0:24.61 | 0:12.89 | |
| | (9) | Ben Kennedy | 6.4L (+4) | 0:36.06 | 1000-800 (0:10.93) | (0:09.68) | (0:10.94) | (0:10.93) | (0:11.00) | (0:11.45) | (0:11.72) | (0:12.89) | |
| 13 | 6 | Whirlwind | 1:18.63 | 0:26.36 | 66.9 (1000-800) | 1:18.63 | 1:08.94 | 0:57.82 | 0:46.82 | 0:35.77 | 0:24.24 | 0:12.38 | |
| | (4) | Fiona Sandkuhl | 6.5L (+0) | 0:35.77 | 1000-800 (0:11.01) | (0:09.68) | (0:11.12) | (0:11.01) | (0:11.04) | (0:11.53) | (0:11.86) | (0:12.38) | |

Scratched: From This Moment (#1), Cluedo (#10), Brasco (#11)

Report Created: Sun 05 July 2026

(Note: Races are conducted over an approximate distance as close as possible to the advertised distance, and recorded data may vary accordingly. Official times refer to race times only and do not include handicap times.)

[] Position in running at each section and finish TAB# Saddle cloth number

-:-:- No data available at this section

NA No data available

DNT Did not track

BAR# Barrier/Gate Position

DNF Did not finish

DT-W Distance travelled compared to winner in metres

Fastest split

Fastest section

data processed by TRIPLESDATA

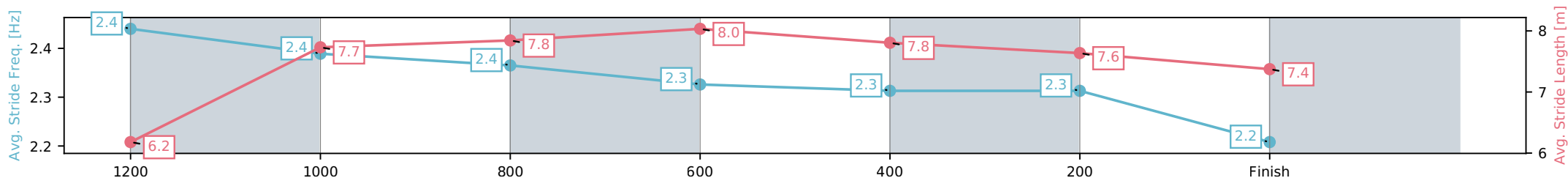
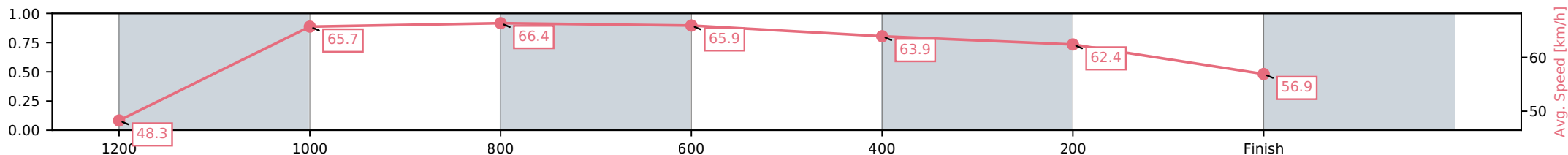
| | |
|--------------------------------|------------------------|
| Horse/Jockey Name | Ellis Beach/Aidan Holt |
| Finish Rank | 1 |
| Fastest Section Time (Section) | 0:10.84 (1000-800) |
| Top Speed [km/h] (Section) | 67.5 (800-600) |
| Race State | Finished |



Townsville QLD --Professional-2026-07-05
 Race 8: COWBOYS LEAGUES CLUB BENCHMARK 60
 Handicap - 1300m
 05 July 2026 - 5:05PM
 Track Rating: Good 4, Weather: Fine, Rail Position: +4m 1000m-W/Post, +2m Remainder



| Section | L1300 | L1200 | L1000 | L800 | L600 | L400 | L200 |
|------------------------|----------------------|----------------------|----------------------|----------------------|----------------------|----------------------|----------------------|
| Section Times | 1:17.52 (0:09.27) | 1:08.25 (0:10.96) | 0:57.30 (0:10.84) | 0:46.46 (0:10.94) | 0:35.51 (0:11.31) | 0:24.20 (0:11.55) | 0:12.65 (0:12.65) |
| Average Speed [km/h] | 48.3 | 65.7 | 66.4 | 65.9 | 63.9 | 62.4 | 56.9 |
| Top Speed [km/h] | 64.9 | 66.8 | 67.5 | 67.5 | 64.5 | 64.1 | 60.2 |
| Avg. Dist. to Rail [m] | 6.8 | 1.4 | 0.8 | 0.5 | 0.8 | 1.9 | 2.0 |
| Avg. Stride Freq. [Hz] | 2.4 | 2.4 | 2.4 | 2.3 | 2.3 | 2.3 | 2.2 |
| Avg. Stride Length [m] | 6.2 | 7.7 | 7.8 | 8.0 | 7.8 | 7.6 | 7.4 |



[] Ranking at each section and finish
 -:-:- No data available at this section
 NA No data available

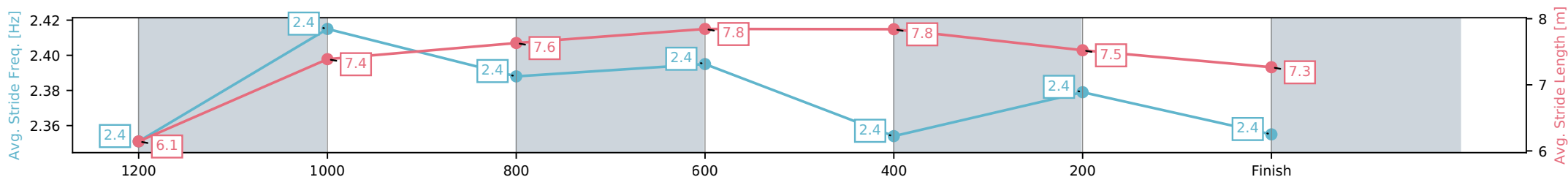
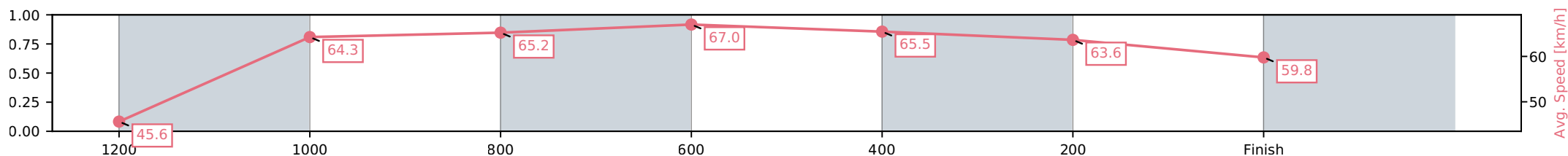
| | |
|--------------------------------|------------------------|
| Horse/Jockey Name | Carpaccio/Sean Cormack |
| Finish Rank | 2 |
| Fastest Section Time (Section) | 0:10.86 (800-600) |
| Top Speed [km/h] (Section) | 68.3 (800-600) |
| Race State | Finished |



Townsville QLD --Professional-2026-07-05
 Race 8: COWBOYS LEAGUES CLUB BENCHMARK 60
 Handicap - 1300m
 05 July 2026 - 5:05PM
 Track Rating: Good 4, Weather: Fine, Rail Position: +4m 1000m-W/Post, +2m Remainder



| Section | L1300 | L1200 | L1000 | L800 | L600 | L400 | L200 |
|------------------------|----------------------|----------------------|----------------------|----------------------|----------------------|----------------------|----------------------|
| Section Times | 1:17.71 (0:09.80) | 1:07.91 (0:11.21) | 0:56.70 (0:11.16) | 0:45.54 (0:10.86) | 0:34.68 (0:11.15) | 0:23.53 (0:11.44) | 0:12.09 (0:12.09) |
| Average Speed [km/h] | 45.6 | 64.3 | 65.2 | 67.0 | 65.5 | 63.6 | 59.8 |
| Top Speed [km/h] | 59.4 | 65.8 | 66.3 | 68.3 | 66.7 | 64.8 | 62.9 |
| Avg. Dist. to Rail [m] | 5.3 | 1.9 | 2.3 | 2.2 | 2.8 | 8.0 | 8.7 |
| Avg. Stride Freq. [Hz] | 2.4 | 2.4 | 2.4 | 2.4 | 2.4 | 2.4 | 2.4 |
| Avg. Stride Length [m] | 6.1 | 7.4 | 7.6 | 7.8 | 7.8 | 7.5 | 7.3 |



- [] Ranking at each section and finish
- :-:- No data available at this section
- NA No data available

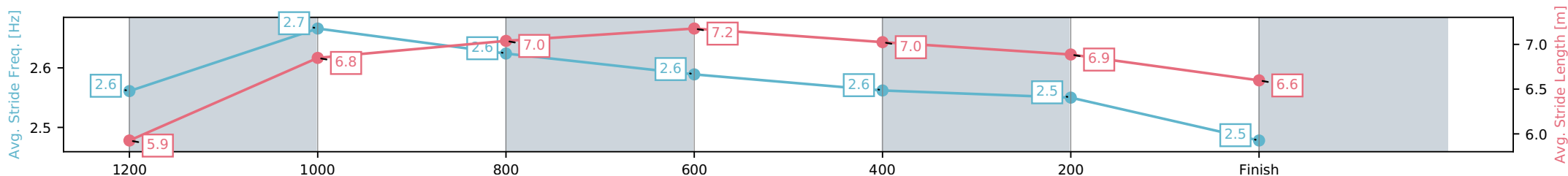
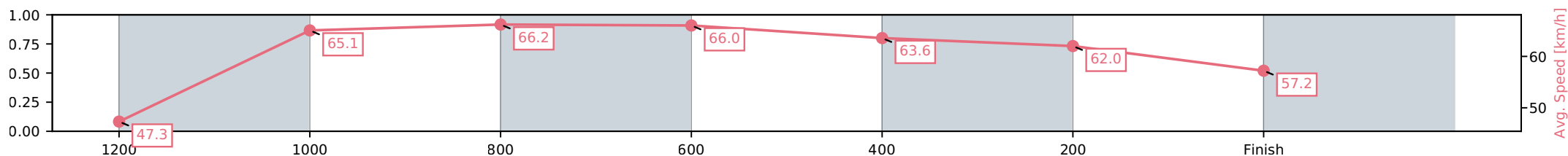
| | |
|--------------------------------|---------------------|
| Horse/Jockey Name | Savee/Chelsea Jokic |
| Finish Rank | 4 |
| Fastest Section Time (Section) | 0:10.90 (1000-800) |
| Top Speed [km/h] (Section) | 67.7 (1000-800) |
| Race State | Finished |



Townsville QLD --Professional-2026-07-05
 Race 8: COWBOYS LEAGUES CLUB BENCHMARK 60
 Handicap - 1300m
 05 July 2026 - 5:05PM
 Track Rating: Good 4, Weather: Fine, Rail Position: +4m 1000m-W/Post, +2m Remainder



| Section | L1300 | L1200 | L1000 | L800 | L600 | L400 | L200 |
|------------------------|----------------------|----------------------|----------------------|----------------------|----------------------|----------------------|----------------------|
| Section Times | 1:17.83 (0:09.43) | 1:08.40 (0:11.07) | 0:57.33 (0:10.90) | 0:46.44 (0:10.96) | 0:35.48 (0:11.32) | 0:24.15 (0:11.62) | 0:12.53 (0:12.53) |
| Average Speed [km/h] | 47.3 | 65.1 | 66.2 | 66.0 | 63.6 | 62.0 | 57.2 |
| Top Speed [km/h] | 63.2 | 65.7 | 67.7 | 67.0 | 65.2 | 63.5 | 60.1 |
| Avg. Dist. to Rail [m] | 3.9 | 0.4 | 1.1 | 1.1 | 0.1 | 1.6 | 3.5 |
| Avg. Stride Freq. [Hz] | 2.6 | 2.7 | 2.6 | 2.6 | 2.6 | 2.5 | 2.5 |
| Avg. Stride Length [m] | 5.9 | 6.8 | 7.0 | 7.2 | 7.0 | 6.9 | 6.6 |



[] Ranking at each section and finish
 -:-:- No data available at this section
 NA No data available

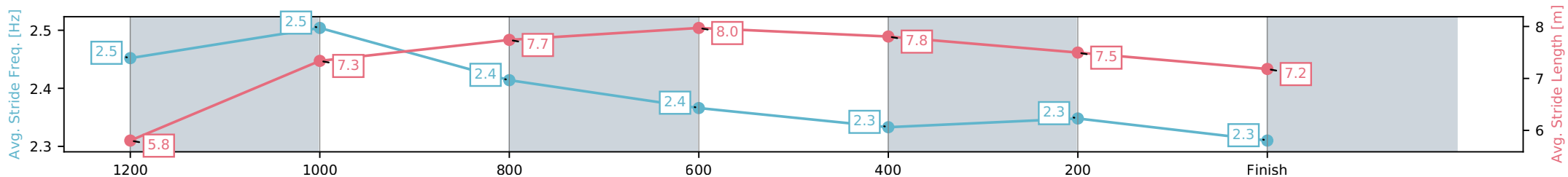
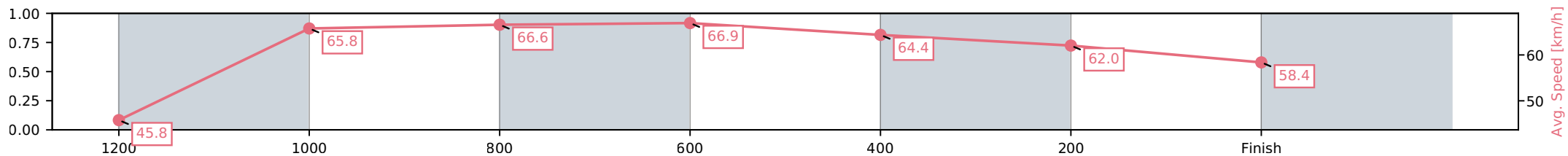
| | |
|--------------------------------|--------------------|
| Horse/Jockey Name | Talons/Ivo Fry |
| Finish Rank | 5 |
| Fastest Section Time (Section) | 0:10.90 (1000-800) |
| Top Speed [km/h] (Section) | 68.4 (800-600) |
| Race State | Finished |



Townsville QLD --Professional-2026-07-05
 Race 8: COWBOYS LEAGUES CLUB BENCHMARK 60
 Handicap - 1300m
 05 July 2026 - 5:05PM
 Track Rating: Good 4, Weather: Fine, Rail Position: +4m 1000m-W/Post, +2m Remainder



| Section | L1300 | L1200 | L1000 | L800 | L600 | L400 | L200 |
|------------------------|----------------------|----------------------|----------------------|----------------------|----------------------|----------------------|----------------------|
| Section Times | 1:17.93 (0:09.78) | 1:08.14 (0:10.94) | 0:57.21 (0:10.90) | 0:46.31 (0:10.90) | 0:35.41 (0:11.37) | 0:24.04 (0:11.68) | 0:12.36 (0:12.36) |
| Average Speed [km/h] | 45.8 | 65.8 | 66.6 | 66.9 | 64.4 | 62.0 | 58.4 |
| Top Speed [km/h] | 62.6 | 66.6 | 67.9 | 68.4 | 65.9 | 64.2 | 60.5 |
| Avg. Dist. to Rail [m] | 3.2 | 0.6 | 1.9 | 3.1 | 3.3 | 4.0 | 3.4 |
| Avg. Stride Freq. [Hz] | 2.5 | 2.5 | 2.4 | 2.4 | 2.3 | 2.3 | 2.3 |
| Avg. Stride Length [m] | 5.8 | 7.3 | 7.7 | 8.0 | 7.8 | 7.5 | 7.2 |



- [] Ranking at each section and finish
- :-:- No data available at this section
- NA No data available

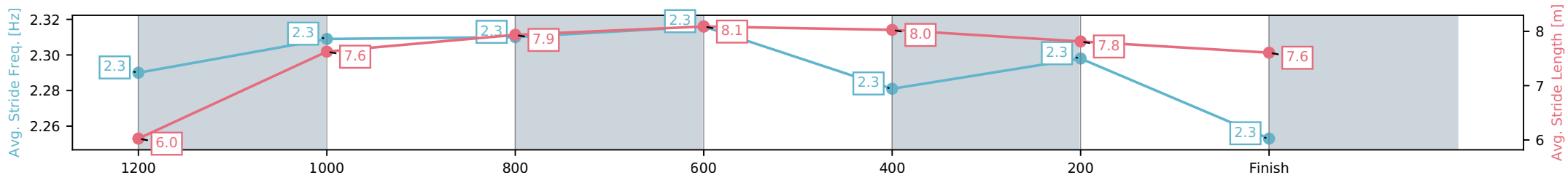
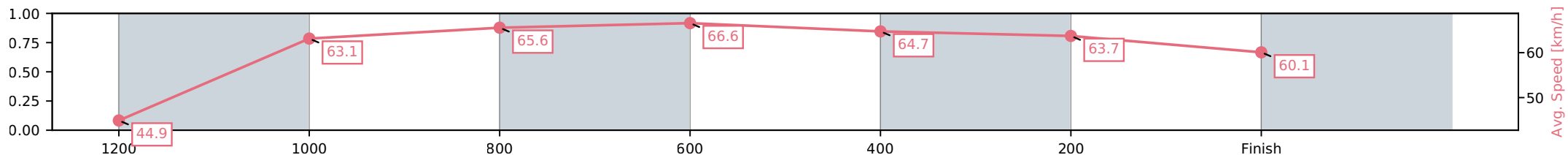
| | |
|--------------------------------|-----------------------------|
| Horse/Jockey Name | Eagle Warrior/Olivia Kendal |
| Finish Rank | 6 |
| Fastest Section Time (Section) | 0:10.91 (800-600) |
| Top Speed [km/h] (Section) | 67.0 (800-600) |
| Race State | Finished |



Townsville QLD --Professional-2026-07-05
 Race 8: COWBOYS LEAGUES CLUB BENCHMARK 60
 Handicap - 1300m
 05 July 2026 - 5:05PM
 Track Rating: Good 4, Weather: Fine, Rail Position: +4m 1000m-W/Post, +2m Remainder



| Section | L1300 | L1200 | L1000 | L800 | L600 | L400 | L200 |
|------------------------|----------------------|----------------------|----------------------|----------------------|----------------------|----------------------|----------------------|
| Section Times | 1:17.96 (0:09.99) | 1:07.97 (0:11.41) | 0:56.56 (0:11.01) | 0:45.55 (0:10.91) | 0:34.64 (0:11.28) | 0:23.36 (0:11.38) | 0:11.98 (0:11.98) |
| Average Speed [km/h] | 44.9 | 63.1 | 65.6 | 66.6 | 64.7 | 63.7 | 60.1 |
| Top Speed [km/h] | 60.3 | 64.2 | 66.7 | 67.0 | 66.0 | 64.4 | 62.8 |
| Avg. Dist. to Rail [m] | 5.7 | 2.0 | 0.9 | 1.8 | 3.0 | 3.0 | 1.7 |
| Avg. Stride Freq. [Hz] | 2.3 | 2.3 | 2.3 | 2.3 | 2.3 | 2.3 | 2.3 |
| Avg. Stride Length [m] | 6.0 | 7.6 | 7.9 | 8.1 | 8.0 | 7.8 | 7.6 |



- [] Ranking at each section and finish
- :-:- No data available at this section
- NA No data available

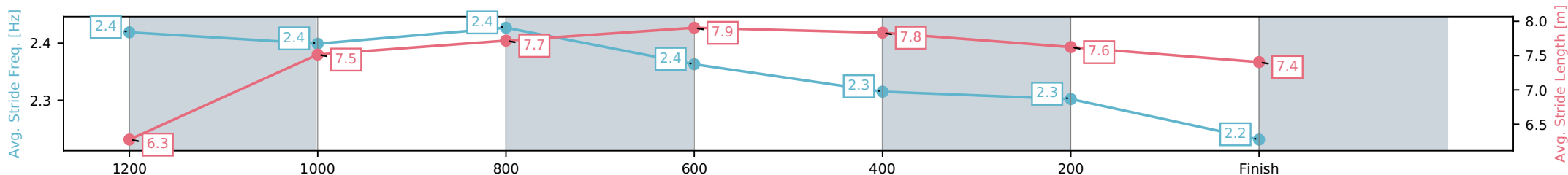
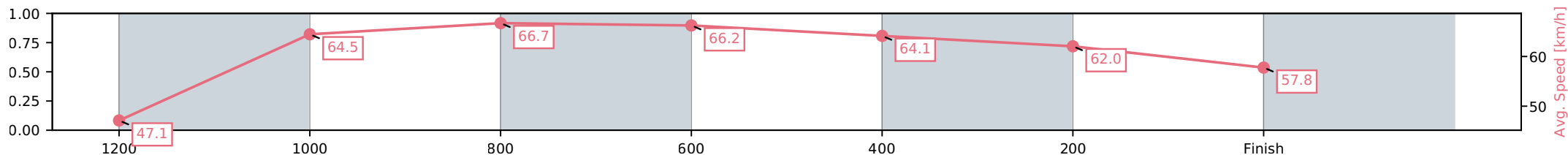
| | |
|--------------------------------|-------------------------|
| Horse/Jockey Name | Skogafoss/Ashley Butler |
| Finish Rank | 7 |
| Fastest Section Time (Section) | 0:10.98 (1000-800) |
| Top Speed [km/h] (Section) | 68.5 (800-600) |
| Race State | Finished |



Townsville QLD --Professional-2026-07-05
 Race 8: COWBOYS LEAGUES CLUB BENCHMARK 60
 Handicap - 1300m
 05 July 2026 - 5:05PM
 Track Rating: Good 4, Weather: Fine, Rail Position: +4m 1000m-W/Post, +2m Remainder



| Section | L1300 | L1200 | L1000 | L800 | L600 | L400 | L200 |
|------------------------|----------------------|----------------------|----------------------|----------------------|----------------------|----------------------|----------------------|
| Section Times | 1:18.13 (0:09.44) | 1:08.69 (0:11.20) | 0:57.49 (0:10.98) | 0:46.51 (0:10.99) | 0:35.52 (0:11.36) | 0:24.15 (0:11.69) | 0:12.46 (0:12.46) |
| Average Speed [km/h] | 47.1 | 64.5 | 66.7 | 66.2 | 64.1 | 62.0 | 57.8 |
| Top Speed [km/h] | 62.5 | 65.8 | 67.9 | 68.5 | 65.8 | 63.4 | 60.0 |
| Avg. Dist. to Rail [m] | 10.5 | 3.8 | 3.3 | 2.4 | 2.5 | 5.1 | 6.1 |
| Avg. Stride Freq. [Hz] | 2.4 | 2.4 | 2.4 | 2.4 | 2.3 | 2.3 | 2.2 |
| Avg. Stride Length [m] | 6.3 | 7.5 | 7.7 | 7.9 | 7.8 | 7.6 | 7.4 |



[] Ranking at each section and finish
 -:-:- No data available at this section
 NA No data available

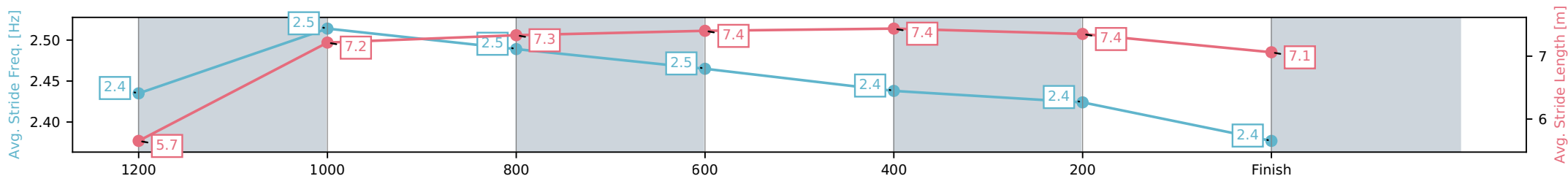
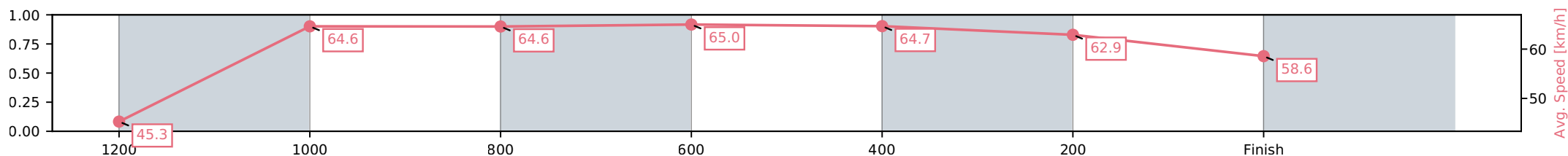
| | |
|--------------------------------|----------------------|
| Horse/Jockey Name | Lazenby/Ryan Wiggins |
| Finish Rank | 9 |
| Fastest Section Time (Section) | 0:11.06 (800-600) |
| Top Speed [km/h] (Section) | 66.6 (800-600) |
| Race State | Finished |



Townsville QLD --Professional-2026-07-05
 Race 8: COWBOYS LEAGUES CLUB BENCHMARK 60
 Handicap - 1300m
 05 July 2026 - 5:05PM
 Track Rating: Good 4, Weather: Fine, Rail Position: +4m 1000m-W/Post, +2m Remainder



| Section | L1300 | L1200 | L1000 | L800 | L600 | L400 | L200 |
|------------------------|----------------------|----------------------|----------------------|----------------------|----------------------|----------------------|----------------------|
| Section Times | 1:18.25 (0:09.98) | 1:08.27 (0:11.14) | 0:57.14 (0:11.14) | 0:46.00 (0:11.06) | 0:34.94 (0:11.18) | 0:23.75 (0:11.51) | 0:12.24 (0:12.24) |
| Average Speed [km/h] | 45.3 | 64.6 | 64.6 | 65.0 | 64.7 | 62.9 | 58.6 |
| Top Speed [km/h] | 63.4 | 65.1 | 65.5 | 66.6 | 66.4 | 64.2 | 62.1 |
| Avg. Dist. to Rail [m] | 5.7 | 0.5 | 1.0 | 0.6 | 0.7 | 6.1 | 9.5 |
| Avg. Stride Freq. [Hz] | 2.4 | 2.5 | 2.5 | 2.5 | 2.4 | 2.4 | 2.4 |
| Avg. Stride Length [m] | 5.7 | 7.2 | 7.3 | 7.4 | 7.4 | 7.4 | 7.1 |



[] Ranking at each section and finish
 -:-:- No data available at this section
 NA No data available

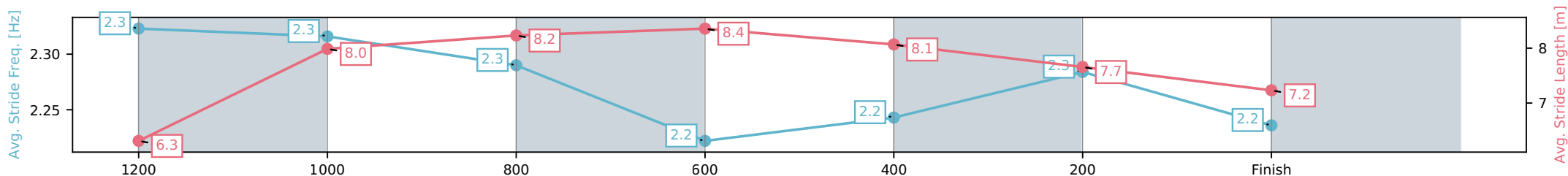
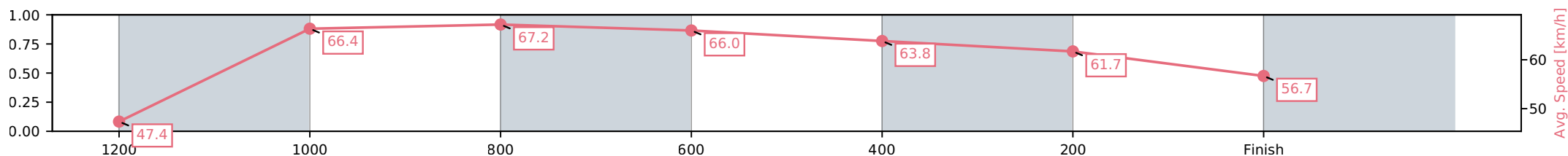
| | |
|--------------------------------|------------------------------------|
| Horse/Jockey Name | Irresistible Force/Lauren Guernier |
| Finish Rank | 10 |
| Fastest Section Time (Section) | 0:10.87 (1200-1000) |
| Top Speed [km/h] (Section) | 68.7 (1200-1000) |
| Race State | Finished |



Townsville QLD --Professional-2026-07-05
 Race 8: COWBOYS LEAGUES CLUB BENCHMARK 60
 Handicap - 1300m
 05 July 2026 - 5:05PM
 Track Rating: Good 4, Weather: Fine, Rail Position: +4m 1000m-W/Post, +2m Remainder



| Section | L1300 | L1200 | L1000 | L800 | L600 | L400 | L200 |
|------------------------|----------------------|----------------------|----------------------|----------------------|----------------------|----------------------|----------------------|
| Section Times | 1:18.27 (0:09.44) | 1:08.83 (0:10.87) | 0:57.97 (0:10.89) | 0:47.07 (0:11.12) | 0:35.95 (0:11.48) | 0:24.47 (0:11.76) | 0:12.70 (0:12.70) |
| Average Speed [km/h] | 47.4 | 66.4 | 67.2 | 66.0 | 63.8 | 61.7 | 56.7 |
| Top Speed [km/h] | 64.2 | 68.7 | 67.7 | 67.5 | 66.2 | 62.9 | 59.2 |
| Avg. Dist. to Rail [m] | 6.3 | 1.9 | 3.4 | 4.0 | 3.7 | 6.3 | 7.6 |
| Avg. Stride Freq. [Hz] | 2.3 | 2.3 | 2.3 | 2.2 | 2.2 | 2.3 | 2.2 |
| Avg. Stride Length [m] | 6.3 | 8.0 | 8.2 | 8.4 | 8.1 | 7.7 | 7.2 |



- [] Ranking at each section and finish
- :-:- No data available at this section
- NA No data available

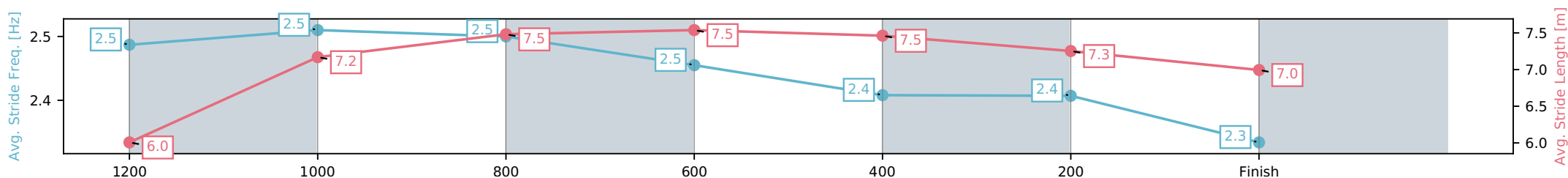
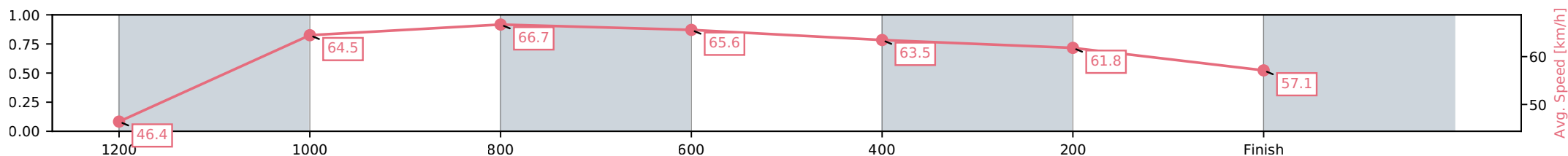
| | |
|--------------------------------|-------------------------|
| Horse/Jockey Name | Fly Fifer/Nathan Thomas |
| Finish Rank | 11 |
| Fastest Section Time (Section) | 0:10.91 (1000-800) |
| Top Speed [km/h] (Section) | 67.7 (1000-800) |
| Race State | Finished |



Townsville QLD --Professional-2026-07-05
 Race 8: COWBOYS LEAGUES CLUB BENCHMARK 60
 Handicap - 1300m
 05 July 2026 - 5:05PM
 Track Rating: Good 4, Weather: Fine, Rail Position: +4m 1000m-W/Post, +2m Remainder



| Section | L1300 | L1200 | L1000 | L800 | L600 | L400 | L200 |
|------------------------|----------------------|----------------------|----------------------|----------------------|----------------------|----------------------|----------------------|
| Section Times | 1:18.53 (0:09.63) | 1:08.90 (0:11.20) | 0:57.70 (0:10.91) | 0:46.79 (0:11.10) | 0:35.69 (0:11.42) | 0:24.26 (0:11.68) | 0:12.59 (0:12.59) |
| Average Speed [km/h] | 46.4 | 64.5 | 66.7 | 65.6 | 63.5 | 61.8 | 57.1 |
| Top Speed [km/h] | 63.2 | 65.8 | 67.7 | 66.4 | 65.6 | 63.3 | 62.0 |
| Avg. Dist. to Rail [m] | 13.2 | 4.0 | 2.1 | 2.4 | 1.3 | 2.0 | 3.1 |
| Avg. Stride Freq. [Hz] | 2.5 | 2.5 | 2.5 | 2.5 | 2.4 | 2.4 | 2.3 |
| Avg. Stride Length [m] | 6.0 | 7.2 | 7.5 | 7.5 | 7.5 | 7.3 | 7.0 |



- [] Ranking at each section and finish
- :-:- No data available at this section
- NA No data available

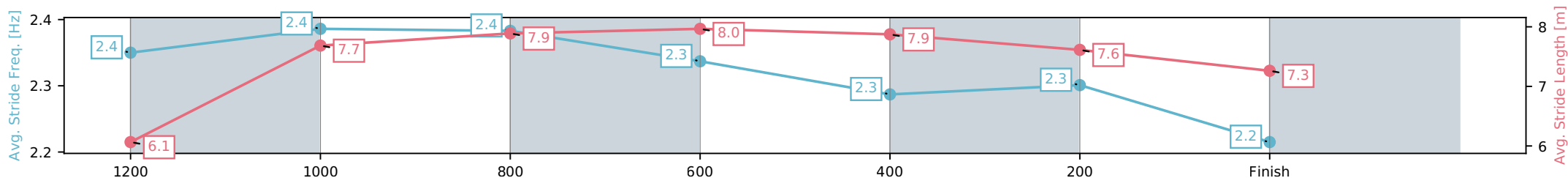
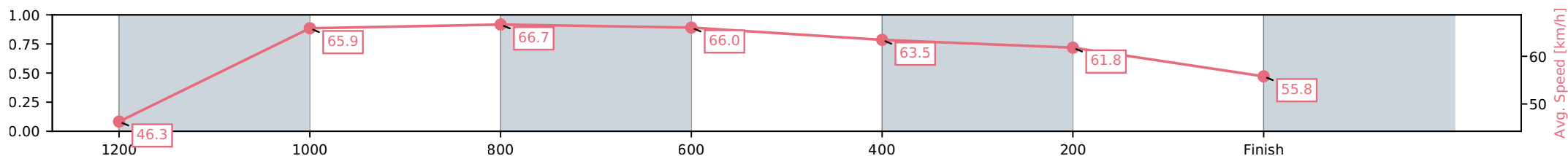
| | |
|--------------------------------|-----------------------------|
| Horse/Jockey Name | The Hairdresser/Ben Kennedy |
| Finish Rank | 12 |
| Fastest Section Time (Section) | 0:10.93 (1000-800) |
| Top Speed [km/h] (Section) | 68.4 (1000-800) |
| Race State | Finished |



Townsville QLD --Professional-2026-07-05
 Race 8: COWBOYS LEAGUES CLUB BENCHMARK 60
 Handicap - 1300m
 05 July 2026 - 5:05PM
 Track Rating: Good 4, Weather: Fine, Rail Position: +4m 1000m-W/Post, +2m Remainder



| Section | L1300 | L1200 | L1000 | L800 | L600 | L400 | L200 |
|------------------------|----------------------|----------------------|----------------------|----------------------|----------------------|----------------------|----------------------|
| Section Times | 1:18.61 (0:09.68) | 1:08.93 (0:10.94) | 0:57.99 (0:10.93) | 0:47.06 (0:11.00) | 0:36.06 (0:11.45) | 0:24.61 (0:11.72) | 0:12.89 (0:12.89) |
| Average Speed [km/h] | 46.3 | 65.9 | 66.7 | 66.0 | 63.5 | 61.8 | 55.8 |
| Top Speed [km/h] | 62.6 | 67.1 | 68.4 | 67.2 | 65.6 | 63.8 | 59.3 |
| Avg. Dist. to Rail [m] | 10.2 | 1.5 | 2.4 | 1.9 | 1.8 | 4.5 | 4.4 |
| Avg. Stride Freq. [Hz] | 2.4 | 2.4 | 2.4 | 2.3 | 2.3 | 2.3 | 2.2 |
| Avg. Stride Length [m] | 6.1 | 7.7 | 7.9 | 8.0 | 7.9 | 7.6 | 7.3 |



- [] Ranking at each section and finish
- :-:- No data available at this section
- NA No data available

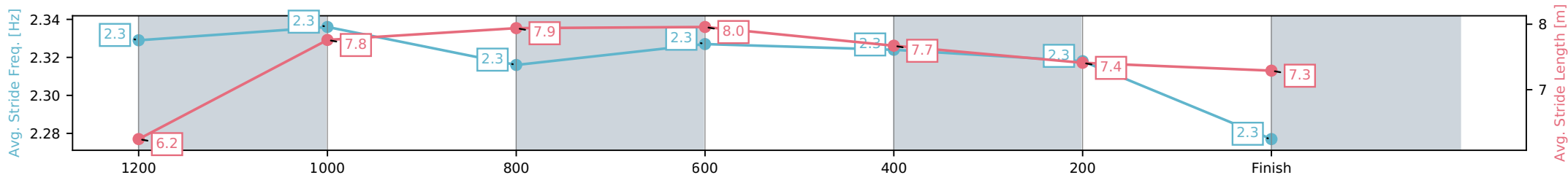
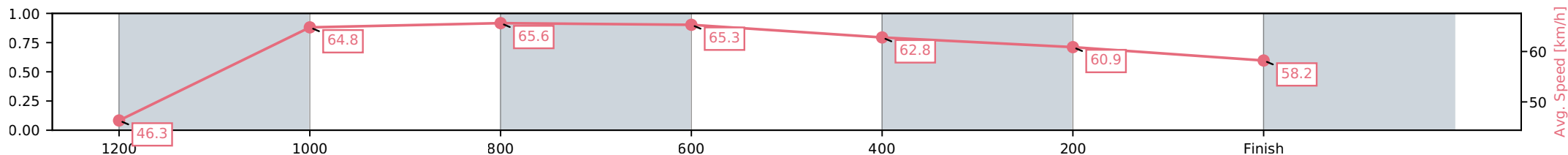
| | |
|--------------------------------|--------------------------|
| Horse/Jockey Name | Whirlwind/Fiona Sandkuhl |
| Finish Rank | 13 |
| Fastest Section Time (Section) | 0:11.01 (1000-800) |
| Top Speed [km/h] (Section) | 66.9 (1000-800) |
| Race State | Finished |



Townsville QLD --Professional-2026-07-05
 Race 8: COWBOYS LEAGUES CLUB BENCHMARK 60
 Handicap - 1300m
 05 July 2026 - 5:05PM
 Track Rating: Good 4, Weather: Fine, Rail Position: +4m 1000m-W/Post, +2m Remainder



| Section | L1300 | L1200 | L1000 | L800 | L600 | L400 | L200 |
|------------------------|----------------------|----------------------|----------------------|----------------------|----------------------|----------------------|----------------------|
| Section Times | 1:18.63 (0:09.68) | 1:08.94 (0:11.12) | 0:57.82 (0:11.01) | 0:46.82 (0:11.04) | 0:35.77 (0:11.53) | 0:24.24 (0:11.86) | 0:12.38 (0:12.38) |
| Average Speed [km/h] | 46.3 | 64.8 | 65.6 | 65.3 | 62.8 | 60.9 | 58.2 |
| Top Speed [km/h] | 61.5 | 66.1 | 66.9 | 66.1 | 64.5 | 61.9 | 60.9 |
| Avg. Dist. to Rail [m] | 4.8 | 0.8 | 0.7 | 0.7 | 1.2 | 1.6 | 2.2 |
| Avg. Stride Freq. [Hz] | 2.3 | 2.3 | 2.3 | 2.3 | 2.3 | 2.3 | 2.3 |
| Avg. Stride Length [m] | 6.2 | 7.8 | 7.9 | 8.0 | 7.7 | 7.4 | 7.3 |



[] Ranking at each section and finish
 -:-:- No data available at this section
 NA No data available