



Ipswich QLD

Race 1: BARRIER REEF POOLS Colts, Geldings and Entires Maiden Plate - 1200m

08 July 2026 - 12:29PM

Track Rating: Soft 5, Weather: Fine, Rail Position: +8m Entire Circuit



Field Times (Race Tempo) 1:10.54 (0:13.85) 0:56.69 (0:10.79) 0:45.90 (0:11.27) 0:34.64 (0:11.52) 0:23.12 (0:11.40) 0:11.72 (0:11.72)

Rank	TAB#	Horse	Overall Time	First 400m	Top Speed km/h (Section)	L1200	L1000	L800	L600	L400	L200		
	(BAR#)	Jockey	Margin (DT-W)	Last 600m	Fastest Section (Time)	Start - 1000	1000 - 800	800 - 600	600 - 400	400 - 200	200 - Finish		
1	9	Silent Thinker	1:10.54	0:24.64	68.5 (1000-800)	1:10.54	0:56.69 [1]	0:45.90 [1]	0:34.64 [1]	0:23.11 [2]	0:11.72 [1]		
	(8)	Ben Thompson		0:34.63	1000-800 (0:10.79)	(0:13.85)	(0:10.79)	(0:11.26)	(0:11.53)	(0:11.38)	(0:11.72)		
2	5	Comin'hometoyou	1:10.69	0:25.14	67.0 (1200 - 1000)	1:10.69	0:56.51 [6]	0:45.55 [6]	0:34.26 [7]	0:22.72 [7]	0:11.22 [4]		
	(3)	Corey Sutherland	0.9L (+1)	0:34.25	1000-800 (0:10.96)	(0:14.18)	(0:10.96)	(0:11.30)	(0:11.54)	(0:11.49)	(0:11.22)		
3	1	Beat The Rap	1:10.80	0:24.82	66.9 (800-600)	1:10.80	0:56.87 [2]	0:45.98 [2]	0:34.89 [2]	0:23.38 [1]	0:11.94 [2]		
	(2)	Georgina Cartwright	1.5L (-1)	0:34.89	1000-800 (0:10.89)	(0:13.93)	(0:10.89)	(0:11.09)	(0:11.51)	(0:11.44)	(0:11.94)		
4	2	Savasteel	1:10.90	0:24.87	66.6 (1000-800)	1:10.90	0:56.95 [3]	0:46.03 [3]	0:34.77 [4]	0:23.23 [3]	0:11.59 [3]		
	(1)	Jake Bayliss	2.1L (+1)	0:34.77	1000-800 (0:10.92)	(0:13.95)	(0:10.92)	(0:11.27)	(0:11.54)	(0:11.64)	(0:11.59)		
5	3	Cautionary Tail	1:11.19	0:25.64	66.8 (1000-800)	1:11.19	0:56.53 [9]	0:45.54 [9]	0:34.46 [9]	0:22.98 [9]	0:11.49 [9]		
	(5)	Robbie Dolan	3.8L (+2)	0:34.46	1000-800 (0:10.98)	(0:14.66)	(0:10.98)	(0:11.08)	(0:11.48)	(0:11.49)	(0:11.49)		
6	7	Mystic Ascot	1:11.37	0:25.17	66.3 (800-600)	1:11.37	0:57.26 [5]	0:46.20 [7]	0:35.11 [6]	0:23.59 [5]	0:11.70 [7]		
	(6)	Benjamin Osmond	4.9L (-3)	0:35.11	1000-800 (0:11.06)	(0:14.11)	(0:11.06)	(0:11.09)	(0:11.52)	(0:11.89)	(0:11.70)		
7	4	Chance De Lune	1:11.41	0:25.32	66.4 (1000-800)	1:11.41	0:57.04 [8]	0:46.09 [8]	0:34.91 [8]	0:23.33 [8]	0:11.78 [5]		
	(4)	Courtney Bellamy	5.1L (-5)	0:34.91	1000-800 (0:10.95)	(0:14.37)	(0:10.95)	(0:11.18)	(0:11.58)	(0:11.55)	(0:11.78)		
8	10	Zous A Chance	1:11.82	0:25.03	67.7 (1000-800)	1:11.82	0:57.62 [7]	0:46.78 [5]	0:35.61 [5]	0:23.91 [6]	0:12.19 [6]		
	(7)	Chris Taylor	7.5L (+0)	0:35.61	1000-800 (0:10.83)	(0:14.20)	(0:10.83)	(0:11.18)	(0:11.70)	(0:11.72)	(0:12.19)		
9	8	Porcelain Prince	1:12.17	0:24.90	67.6 (800-600)	1:12.17	0:58.16 [4]	0:47.27 [4]	0:36.04 [3]	0:24.49 [4]	0:12.49 [8]		
	(9)	Olivia Kendal	9.6L (-5)	0:36.04	1000-800 (0:10.89)	(0:14.01)	(0:10.89)	(0:11.23)	(0:11.55)	(0:12.00)	(0:12.49)		

Scratched: Machtig Havanagila (#6)

Report Created: Wed 08 July 2026

(Note: Races are conducted over an approximate distance as close as possible to the advertised distance, and recorded data may vary accordingly. Official times refer to race times only and do not include handicap times.)

[] Position in running at each section and finish TAB# Saddle cloth number
 -:-:- No data available at this section BAR# Barrier/Gate Position
 NA No data available DNF Did not finish
 DNT Did not track DT-W Distance travelled compared to winner in metres

Fastest split
 Fastest section

data processed by TRIPLESDATA

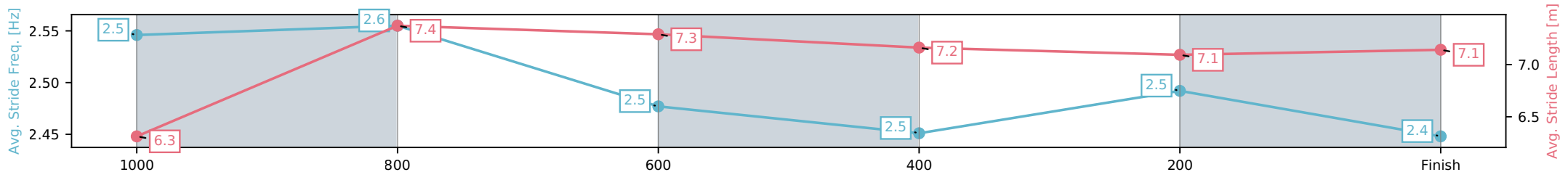
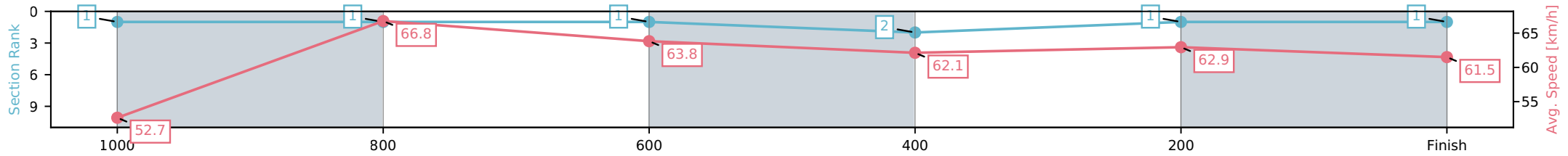
Horse/Jockey Name	Silent Thinker/Ben Thompson
Finish Rank	1
Fastest Section Time (Section)	0:10.79 (1000-800)
Top Speed [km/h] (Section)	68.5 (1000-800)
Race State	Finished



Ipswich QLD --Professional-2026-07-08
 Race 1: BARRIER REEF POOLS Colts, Geldings and Entires
 Maiden Plate - 1200m
 08 July 2026 - 12:29PM
 Track Rating: Soft 5, Weather: Fine, Rail Position: +8m Entire Circuit



Section	L1200	L1000	L800	L600	L400	L200
Section Times	1:10.54 (0:13.85)	0:56.69 [1] (0:10.79)	0:45.90 [1] (0:11.26)	0:34.64 [1] (0:11.53)	0:23.11 [2] (0:11.38)	0:11.72 [1] (0:11.72)
Average Speed [km/h]	52.7	66.8	63.8	62.1	62.9	61.5
Top Speed [km/h]	66.7	68.5	65.0	63.5	63.5	63.4
Avg. Dist. to Rail [m]	6.3	1.0	0.4	1.2	1.2	2.5
Avg. Stride Freq. [Hz]	2.5	2.6	2.5	2.5	2.5	2.4
Avg. Stride Length [m]	6.3	7.4	7.3	7.2	7.1	7.1



[] Ranking at each section and finish
 -:-:- No data available at this section
 NA No data available

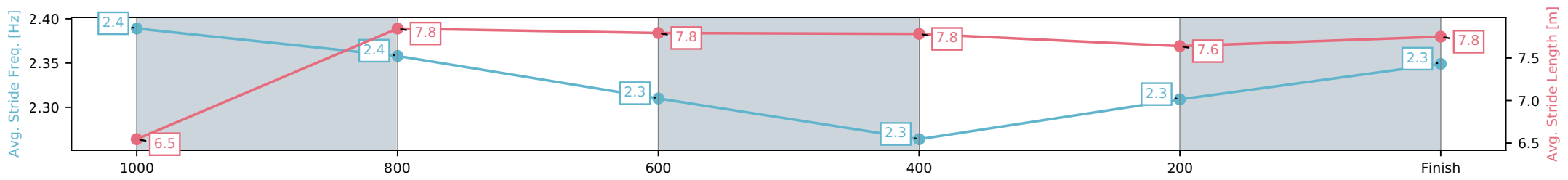
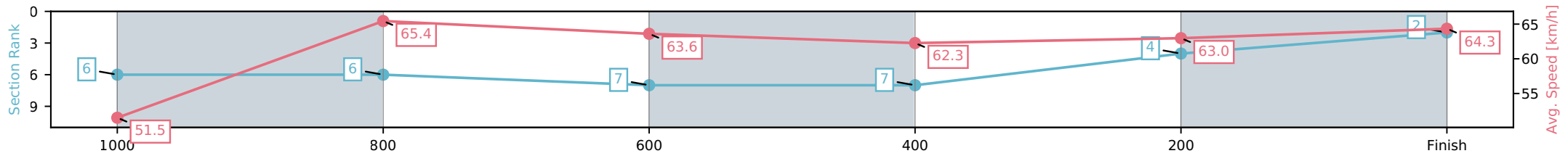
Horse/Jockey Name	Comin'hometoyou/Corey Sutherland
Finish Rank	2
Fastest Section Time (Section)	0:10.96 (1000-800)
Top Speed [km/h] (Section)	67.0 (1200 - 1000)
Race State	Finished



Ipswich QLD --Professional-2026-07-08
 Race 1: BARRIER REEF POOLS Colts, Geldings and Entire
 Maiden Plate - 1200m
 08 July 2026 - 12:29PM
 Track Rating: Soft 5, Weather: Fine, Rail Position: +8m Entire Circuit



Section	L1200	L1000	L800	L600	L400	L200
Section Times	1:10.69 (0:14.18)	0:56.51 [6] (0:10.96)	0:45.55 [6] (0:11.30)	0:34.26 [7] (0:11.54)	0:22.72 [7] (0:11.49)	0:11.22 [4] (0:11.22)
Average Speed [km/h]	51.5	65.4	63.6	62.3	63.0	64.3
Top Speed [km/h]	67.0	66.3	65.5	63.6	64.4	65.5
Avg. Dist. to Rail [m]	1.3	1.5	0.6	0.8	1.3	3.0
Avg. Stride Freq. [Hz]	2.4	2.4	2.3	2.3	2.3	2.3
Avg. Stride Length [m]	6.5	7.8	7.8	7.8	7.6	7.8



[] Ranking at each section and finish
 -:-:- No data available at this section
 NA No data available

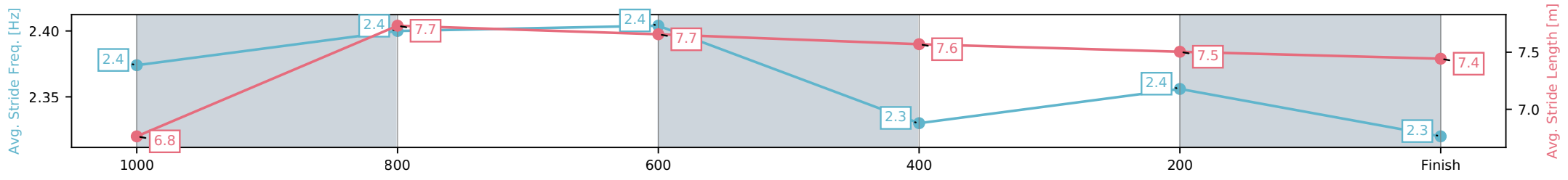
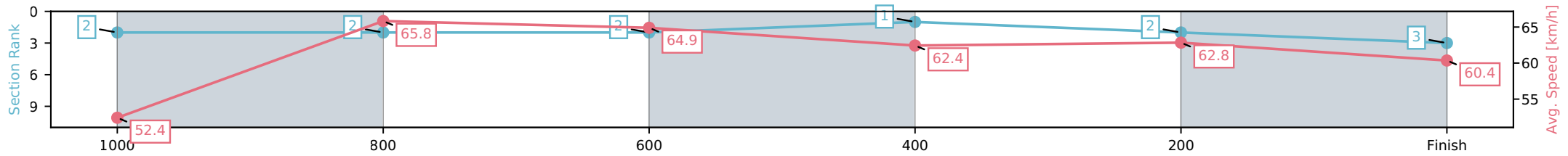
Horse/Jockey Name	Beat The Rap/Georgina Cartwright
Finish Rank	3
Fastest Section Time (Section)	0:10.89 (1000-800)
Top Speed [km/h] (Section)	66.9 (800-600)
Race State	Finished



Ipswich QLD --Professional-2026-07-08
 Race 1: BARRIER REEF POOLS Colts, Geldings and Entires
 Maiden Plate - 1200m
 08 July 2026 - 12:29PM
 Track Rating: Soft 5, Weather: Fine, Rail Position: +8m Entire Circuit



Section	L1200	L1000	L800	L600	L400	L200
Section Times	1:10.80 (0:13.93)	0:56.87 [2] (0:10.89)	0:45.98 [2] (0:11.09)	0:34.89 [2] (0:11.51)	0:23.38 [1] (0:11.44)	0:11.94 [2] (0:11.94)
Average Speed [km/h]	52.4	65.8	64.9	62.4	62.8	60.4
Top Speed [km/h]	66.7	66.7	66.9	63.2	63.0	62.6
Avg. Dist. to Rail [m]	0.7	0.9	0.3	0.7	0.3	1.2
Avg. Stride Freq. [Hz]	2.4	2.4	2.4	2.3	2.4	2.3
Avg. Stride Length [m]	6.8	7.7	7.7	7.6	7.5	7.4



[] Ranking at each section and finish
 -:-:- No data available at this section
 NA No data available

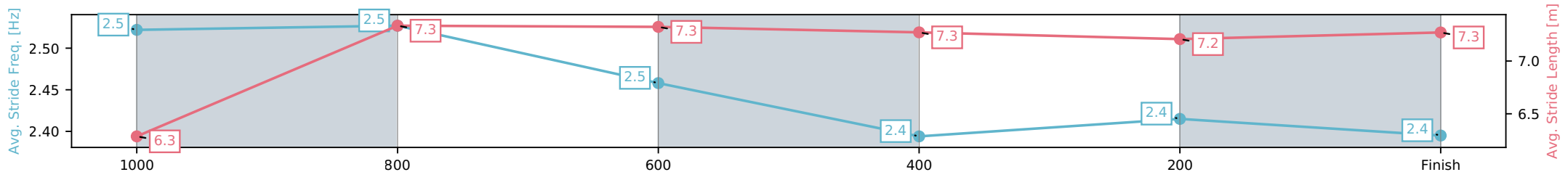
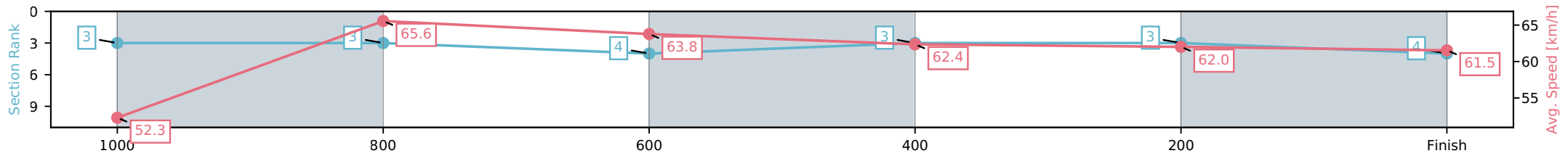
Horse/Jockey Name	Savasteel/Jake Bayliss
Finish Rank	4
Fastest Section Time (Section)	0:10.92 (1000-800)
Top Speed [km/h] (Section)	66.6 (1000-800)
Race State	Finished



Ipswich QLD --Professional-2026-07-08
 Race 1: BARRIER REEF POOLS Colts, Geldings and Entires
 Maiden Plate - 1200m
 08 July 2026 - 12:29PM
 Track Rating: Soft 5, Weather: Fine, Rail Position: +8m Entire Circuit



Section	L1200	L1000	L800	L600	L400	L200
Section Times	1:10.90 (0:13.95)	0:56.95 [3] (0:10.92)	0:46.03 [3] (0:11.27)	0:34.77 [4] (0:11.54)	0:23.23 [3] (0:11.64)	0:11.59 [3] (0:11.59)
Average Speed [km/h]	52.3	65.6	63.8	62.4	62.0	61.5
Top Speed [km/h]	66.6	66.6	64.7	63.8	63.1	62.9
Avg. Dist. to Rail [m]	0.9	1.9	0.7	0.4	1.7	3.2
Avg. Stride Freq. [Hz]	2.5	2.5	2.5	2.4	2.4	2.4
Avg. Stride Length [m]	6.3	7.3	7.3	7.3	7.2	7.3



[] Ranking at each section and finish
 -.-.- No data available at this section
 NA No data available

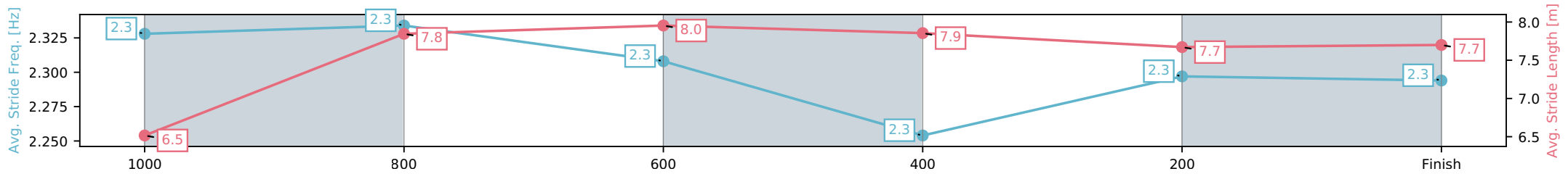
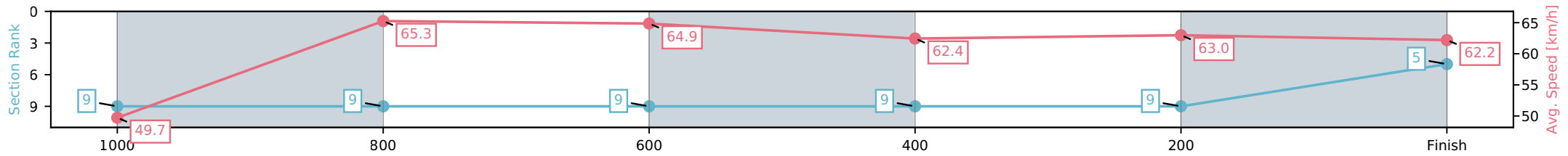
Horse/Jockey Name	Cautionary Tail/Robbie Dolan
Finish Rank	5
Fastest Section Time (Section)	0:10.98 (1000-800)
Top Speed [km/h] (Section)	66.8 (1000-800)
Race State	Finished



Ipswich QLD --Professional-2026-07-08
 Race 1: BARRIER REEF POOLS Colts, Geldings and Entires
 Maiden Plate - 1200m
 08 July 2026 - 12:29PM
 Track Rating: Soft 5, Weather: Fine, Rail Position: +8m Entire Circuit



Section	L1200	L1000	L800	L600	L400	L200
Section Times	1:11.19 (0:14.66)	0:56.53 [9] (0:10.98)	0:45.54 [9] (0:11.08)	0:34.46 [9] (0:11.48)	0:22.98 [9] (0:11.49)	0:11.49 [9] (0:11.49)
Average Speed [km/h]	49.7	65.3	64.9	62.4	63.0	62.2
Top Speed [km/h]	63.9	66.8	66.2	65.0	64.3	63.6
Avg. Dist. to Rail [m]	2.9	1.4	0.6	0.9	3.0	5.3
Avg. Stride Freq. [Hz]	2.3	2.3	2.3	2.3	2.3	2.3
Avg. Stride Length [m]	6.5	7.8	8.0	7.9	7.7	7.7



[] Ranking at each section and finish
 -:-:- No data available at this section
 NA No data available

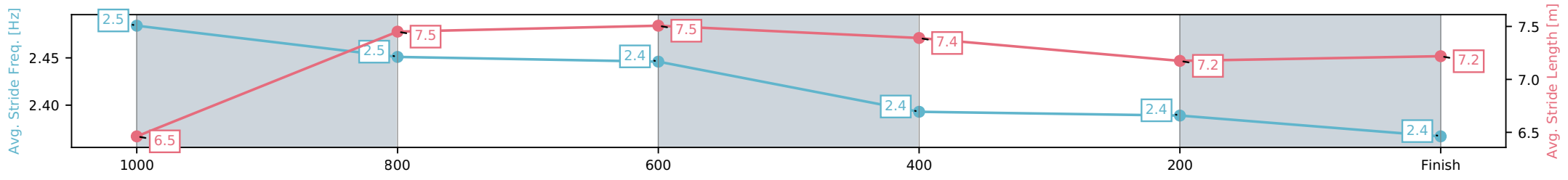
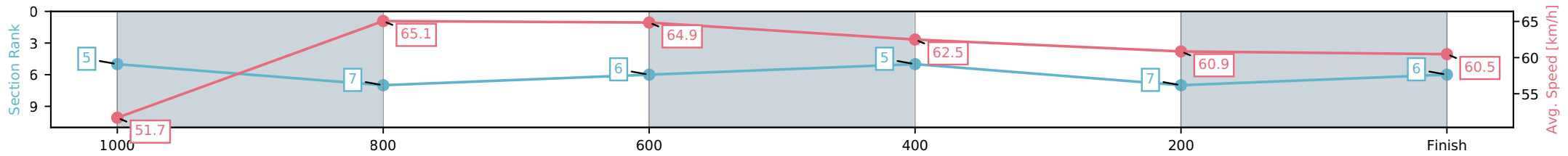
Horse/Jockey Name	Mystic Ascot/Benjamin Osmond
Finish Rank	6
Fastest Section Time (Section)	0:11.06 (1000-800)
Top Speed [km/h] (Section)	66.3 (800-600)
Race State	Finished



Ipswich QLD --Professional-2026-07-08
 Race 1: BARRIER REEF POOLS Colts, Geldings and Entirees
 Maiden Plate - 1200m
 08 July 2026 - 12:29PM
 Track Rating: Soft 5, Weather: Fine, Rail Position: +8m Entire Circuit



Section	L1200	L1000	L800	L600	L400	L200
Section Times	1:11.37 (0:14.11)	0:57.26 [5] (0:11.06)	0:46.20 [7] (0:11.09)	0:35.11 [6] (0:11.52)	0:23.59 [5] (0:11.89)	0:11.70 [7] (0:11.70)
Average Speed [km/h]	51.7	65.1	64.9	62.5	60.9	60.5
Top Speed [km/h]	64.5	65.9	66.3	63.8	61.9	61.9
Avg. Dist. to Rail [m]	3.4	0.9	0.3	0.4	1.8	2.8
Avg. Stride Freq. [Hz]	2.5	2.5	2.4	2.4	2.4	2.4
Avg. Stride Length [m]	6.5	7.5	7.5	7.4	7.2	7.2



[] Ranking at each section and finish
 -.-.- No data available at this section
 NA No data available

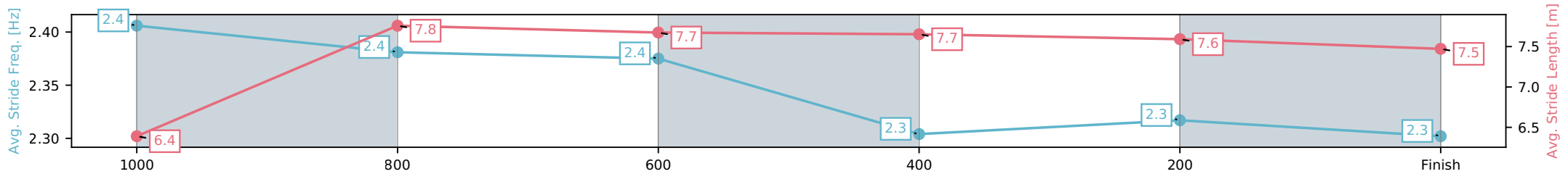
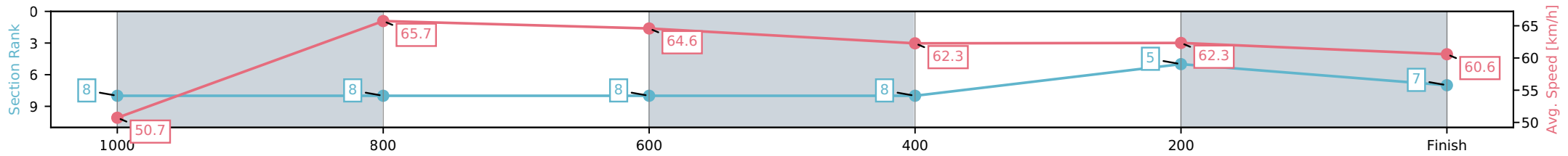
Horse/Jockey Name	Chance De Lune/Courtney Bellamy
Finish Rank	7
Fastest Section Time (Section)	0:10.95 (1000-800)
Top Speed [km/h] (Section)	66.4 (1000-800)
Race State	Finished



Ipswich QLD --Professional-2026-07-08
 Race 1: BARRIER REEF POOLS Colts, Geldings and Entires
 Maiden Plate - 1200m
 08 July 2026 - 12:29PM
 Track Rating: Soft 5, Weather: Fine, Rail Position: +8m Entire Circuit



Section	L1200	L1000	L800	L600	L400	L200
Section Times	1:11.41 (0:14.37)	0:57.04 [8] (0:10.95)	0:46.09 [8] (0:11.18)	0:34.91 [8] (0:11.58)	0:23.33 [8] (0:11.55)	0:11.78 [5] (0:11.78)
Average Speed [km/h]	50.7	65.7	64.6	62.3	62.3	60.6
Top Speed [km/h]	65.4	66.4	65.2	63.3	63.0	62.5
Avg. Dist. to Rail [m]	2.8	0.3	1.2	0.4	1.1	2.4
Avg. Stride Freq. [Hz]	2.4	2.4	2.4	2.3	2.3	2.3
Avg. Stride Length [m]	6.4	7.8	7.7	7.7	7.6	7.5



[] Ranking at each section and finish
 -:-:- No data available at this section
 NA No data available

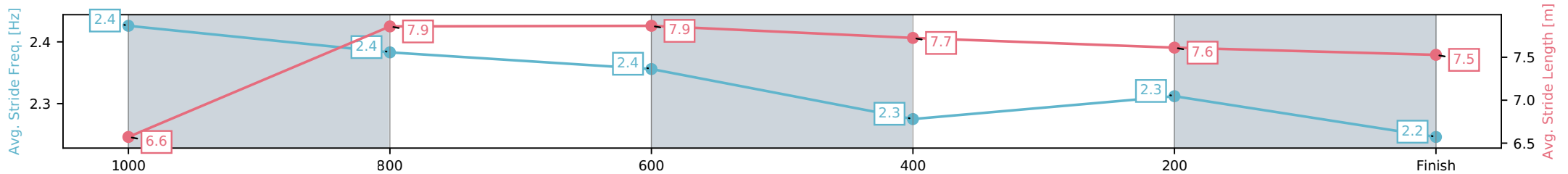
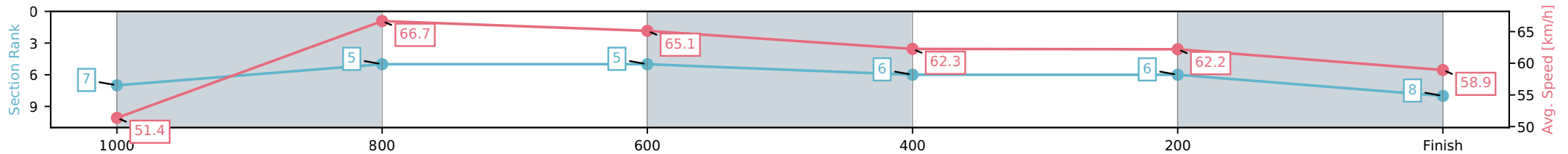
Horse/Jockey Name	Zous A Chance/Chris Taylor
Finish Rank	8
Fastest Section Time (Section)	0:10.83 (1000-800)
Top Speed [km/h] (Section)	67.7 (1000-800)
Race State	Finished



Ipswich QLD --Professional-2026-07-08
 Race 1: BARRIER REEF POOLS Colts, Geldings and Entires
 Maiden Plate - 1200m
 08 July 2026 - 12:29PM
 Track Rating: Soft 5, Weather: Fine, Rail Position: +8m Entire Circuit



Section	L1200	L1000	L800	L600	L400	L200
Section Times	1:11.82 (0:14.20)	0:57.62 [7] (0:10.83)	0:46.78 [5] (0:11.18)	0:35.61 [5] (0:11.70)	0:23.91 [6] (0:11.72)	0:12.19 [6] (0:12.19)
Average Speed [km/h]	51.4	66.7	65.1	62.3	62.2	58.9
Top Speed [km/h]	66.1	67.7	67.1	62.9	63.4	61.5
Avg. Dist. to Rail [m]	4.7	1.4	2.7	3.0	4.2	4.7
Avg. Stride Freq. [Hz]	2.4	2.4	2.4	2.3	2.3	2.2
Avg. Stride Length [m]	6.6	7.9	7.9	7.7	7.6	7.5



- [] Ranking at each section and finish
- :-:- No data available at this section
- NA No data available

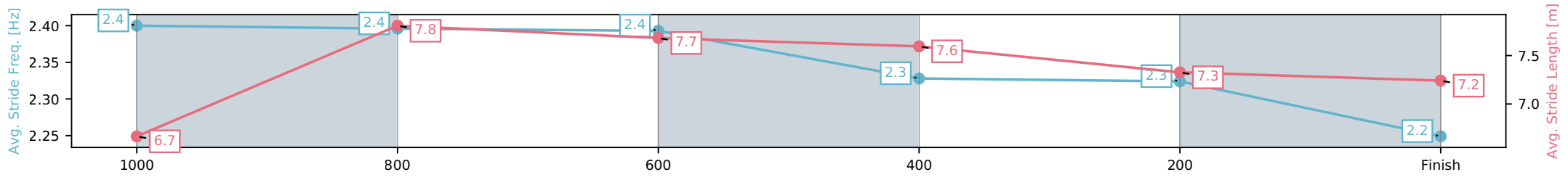
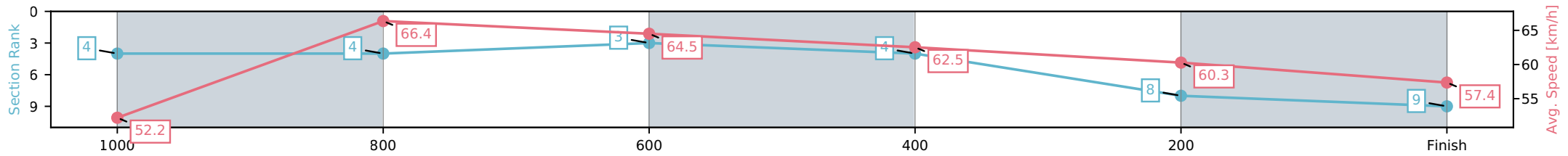
Horse/Jockey Name	Porcelain Prince/Olivia Kendal
Finish Rank	9
Fastest Section Time (Section)	0:10.89 (1000-800)
Top Speed [km/h] (Section)	67.6 (800-600)
Race State	Finished



Ipswich QLD --Professional-2026-07-08
 Race 1: BARRIER REEF POOLS Colts, Geldings and Entires
 Maiden Plate - 1200m
 08 July 2026 - 12:29PM
 Track Rating: Soft 5, Weather: Fine, Rail Position: +8m Entire Circuit



Section	L1200	L1000	L800	L600	L400	L200
Section Times	1:12.17 (0:14.01)	0:58.16 [4] (0:10.89)	0:47.27 [4] (0:11.23)	0:36.04 [3] (0:11.55)	0:24.49 [4] (0:12.00)	0:12.49 [8] (0:12.49)
Average Speed [km/h]	52.2	66.4	64.5	62.5	60.3	57.4
Top Speed [km/h]	65.9	67.4	67.6	63.4	61.7	59.1
Avg. Dist. to Rail [m]	7.2	1.5	1.7	1.2	1.3	1.7
Avg. Stride Freq. [Hz]	2.4	2.4	2.4	2.3	2.3	2.2
Avg. Stride Length [m]	6.7	7.8	7.7	7.6	7.3	7.2



[] Ranking at each section and finish
 -:-:- No data available at this section
 NA No data available



Ipswich QLD

Race 2: IPSWICH PARTY HIRE Fillies and Mares Maiden Plate - 1200m

08 July 2026 - 1:04PM

Track Rating: Soft 5, Weather: Fine, Rail Position: +8m Entire Circuit



Field Times (Race Tempo) 1:10.95 0:57.45 0:46.74 0:35.50 0:23.73 0:11.92
 (0:13.50) (0:10.71) (0:11.24) (0:11.77) (0:11.81) (0:11.92)

Rank	TAB#	Horse	Overall Time	First 400m	Top Speed km/h (Section)	L1200	L1000	L800	L600	L400	L200		
	(BAR#)	Jockey	Margin (DT-W)	Last 600m	Fastest Section (Time)	Start - 1000	1000 - 800	800 - 600	600 - 400	400 - 200	200 - Finish		
1	6	Assumed	1:10.95	0:24.51	67.8 (1000-800)	1:10.95	0:57.29 [5]	0:46.44 [6]	0:35.13 [6]	0:23.47 [6]	0:11.77 [3]		
	(4)	Kyle Wilson-Taylor		0:35.13	1000-800 (0:10.85)	(0:13.66)	(0:10.85)	(0:11.31)	(0:11.66)	0:11.70	(0:11.77)		
2	5	Arctic Bright	1:10.97	0:24.24	68.9 (1000-800)	1:10.97	0:57.41 [2]	0:46.73 [2]	0:35.52 [1]	0:23.75 [1]	0:11.94 [1]		
	(5)	Cejay Graham	0.1L (+6)	0:35.52	1000-800 (0:10.68)	(0:13.56)	(0:10.68)	(0:11.22)	(0:11.77)	(0:11.81)	(0:11.94)		
3	12	Stylish Edition	1:11.24	0:24.90	68.1 (1200 - 1000)	1:11.24	0:57.18 [7]	0:46.35 [7]	0:35.00 [7]	0:23.41 [7]	0:11.67 [5]		
	(3)	Jake Bayliss	1.7L (+3)	0:35.00	1000-800 (0:10.84)	(0:14.06)	(0:10.84)	(0:11.35)	0:11.59	(0:11.74)	0:11.67		
4	8	Listen Jani	1:11.32	0:24.25	69.4 (1000-800)	1:11.32	0:57.75 [4]	0:47.07 [4]	0:35.80 [3]	0:24.00 [3]	0:12.25 [2]		
	(8)	Leah Martyn	2.1L (+1)	0:35.81	1000-800 (0:10.68)	(0:13.57)	(0:10.68)	(0:11.26)	(0:11.81)	(0:11.75)	(0:12.25)		
5	4	Video Vixen	1:11.41	0:24.49	67.9 (1200 - 1000)	1:11.41	0:57.71 [6]	0:46.92 [5]	0:35.73 [5]	0:23.95 [4]	0:12.16 [4]		
	(1)	Ben Thompson	2.7L (+6)	0:35.72	1000-800 (0:10.79)	(0:13.70)	(0:10.79)	0:11.19	(0:11.77)	(0:11.79)	(0:12.16)		
6	1	City Bound	1:12.77	0:24.24	69.1 (1000-800)	1:12.77	0:59.20 [3]	0:48.53 [3]	0:37.18 [4]	0:25.30 [5]	0:13.15 [6]		
	(6)	Ashley Butler	10.7L (-2)	0:37.19	1000-800 (0:10.67)	(0:13.57)	0:10.67	(0:11.35)	(0:11.88)	(0:12.16)	(0:13.15)		
7	2	Extreme Taste	1:14.78	0:24.21	68.9 (1000-800)	1:14.78	1:01.28 [1]	0:50.57 [1]	0:39.32 [2]	0:27.49 [2]	0:14.95 [7]		
	(7)	Benjamin Osmond	22.5L (-1)	0:39.33	1000-800 (0:10.71)	0:13.50	(0:10.71)	(0:11.24)	(0:11.84)	(0:12.54)	(0:14.95)		

Scratched: Hartovawarrior (#3), Bev's Special (#7), Major Hot (#9), Mandriana (#10), Pacific Gem (#11), Pearl Of Sicily (#13)

Report Created: Wed 08 July 2026

(Note: Races are conducted over an approximate distance as close as possible to the advertised distance, and recorded data may vary accordingly. Official times refer to race times only and do not include handicap times.)

[] Position in running at each section and finish TAB# Saddle cloth number
 -:-:- No data available at this section BAR# Barrier/Gate Position
 NA No data available DNF Did not finish
 DNT Did not track DT-W Distance travelled compared to winner in metres

Fastest split
 Fastest section

data processed by TRIPLESDATA

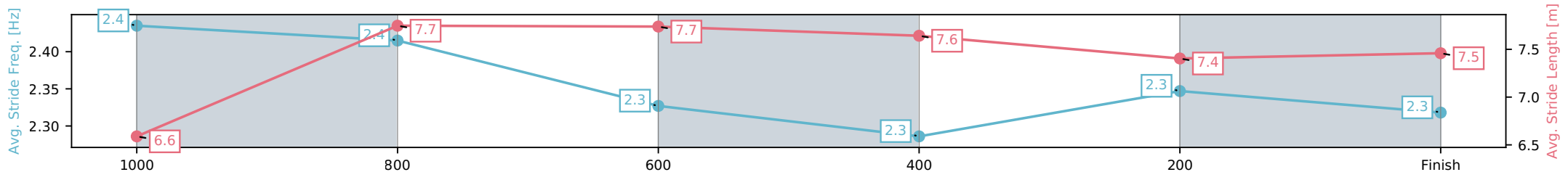
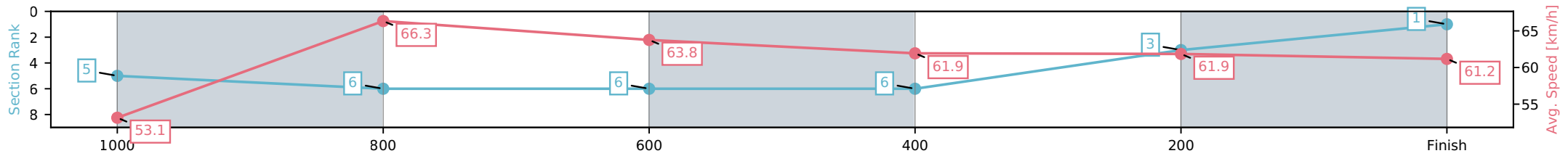
Horse/Jockey Name	Assumed/Kyle Wilson-Taylor
Finish Rank	1
Fastest Section Time (Section)	0:10.85 (1000-800)
Top Speed [km/h] (Section)	67.8 (1000-800)
Race State	Finished



Ipswich QLD --Professional-2026-07-08
 Race 2: IPSWICH PARTY HIRE Fillies and Mares Maiden Plate
 - 1200m
 08 July 2026 - 1:04PM
 Track Rating: Soft 5, Weather: Fine, Rail Position: +8m Entire Circuit



Section	L1200	L1000	L800	L600	L400	L200
Section Times	1:10.95 (0:13.66)	0:57.29 [5] (0:10.85)	0:46.44 [6] (0:11.31)	0:35.13 [6] (0:11.66)	0:23.47 [6] (0:11.70)	0:11.77 [3] (0:11.77)
Average Speed [km/h]	53.1	66.3	63.8	61.9	61.9	61.2
Top Speed [km/h]	66.5	67.8	64.6	62.9	63.1	62.7
Avg. Dist. to Rail [m]	1.6	0.6	0.7	1.0	1.2	0.5
Avg. Stride Freq. [Hz]	2.4	2.4	2.3	2.3	2.3	2.3
Avg. Stride Length [m]	6.6	7.7	7.7	7.6	7.4	7.5



[] Ranking at each section and finish
 -.-.- No data available at this section
 NA No data available

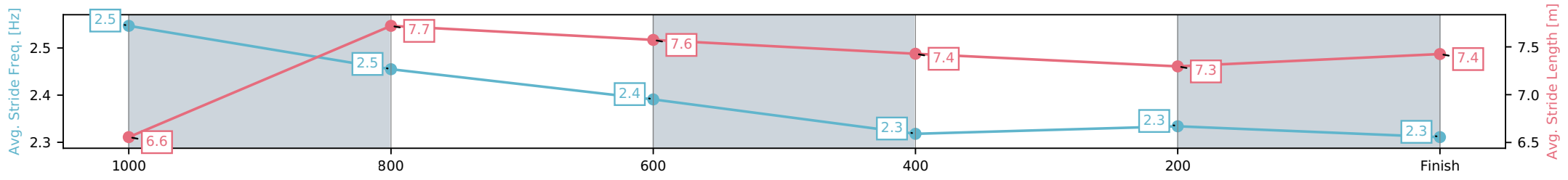
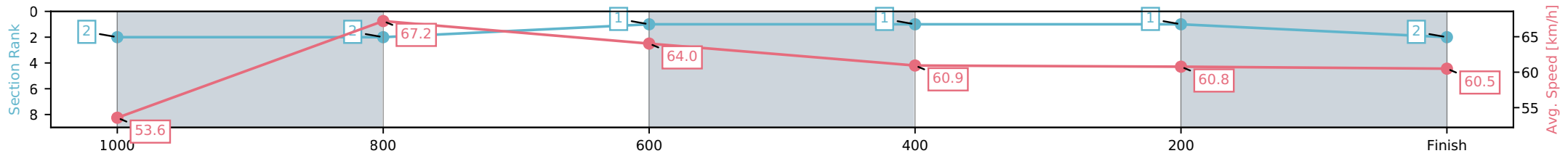
Horse/Jockey Name	Arctic Bright/Cejay Graham
Finish Rank	2
Fastest Section Time (Section)	0:10.68 (1000-800)
Top Speed [km/h] (Section)	68.9 (1000-800)
Race State	Finished



Ipswich QLD --Professional-2026-07-08
 Race 2: IPSWICH PARTY HIRE Fillies and Mares Maiden Plate
 - 1200m
 08 July 2026 - 1:04PM
 Track Rating: Soft 5, Weather: Fine, Rail Position: +8m Entire Circuit



Section	L1200	L1000	L800	L600	L400	L200
Section Times	1:10.97 (0:13.56)	0:57.41 [2] (0:10.68)	0:46.73 [2] (0:11.22)	0:35.52 [1] (0:11.77)	0:23.75 [1] (0:11.81)	0:11.94 [1] (0:11.94)
Average Speed [km/h]	53.6	67.2	64.0	60.9	60.8	60.5
Top Speed [km/h]	67.9	68.9	65.5	63.0	62.0	62.3
Avg. Dist. to Rail [m]	2.7	1.2	0.8	0.8	0.9	2.1
Avg. Stride Freq. [Hz]	2.5	2.5	2.4	2.3	2.3	2.3
Avg. Stride Length [m]	6.6	7.7	7.6	7.4	7.3	7.4



[] Ranking at each section and finish
 -:-:- No data available at this section
 NA No data available

Horse/Jockey Name	Stylish Edition/Jake Bayliss
Finish Rank	3
Fastest Section Time (Section)	0:10.84 (1000-800)
Top Speed [km/h] (Section)	68.1 (1200 - 1000)
Race State	Finished



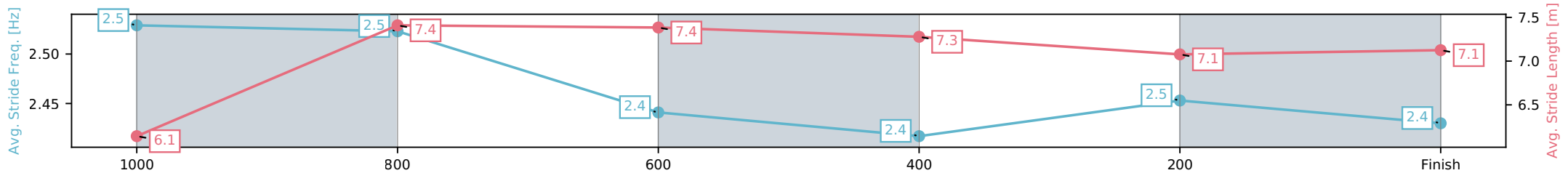
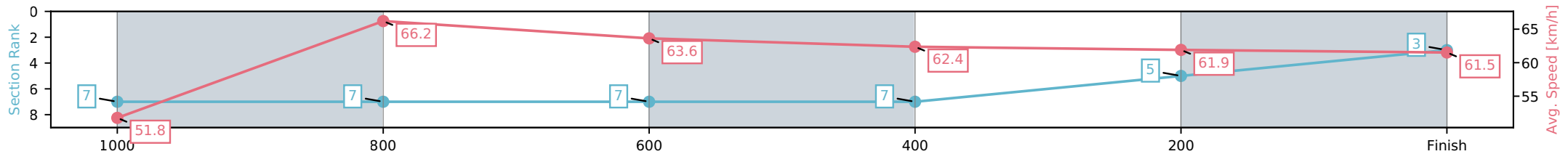
Ipswich QLD --Professional-2026-07-08
 Race 2: IPSWICH PARTY HIRE Fillies and Mares Maiden Plate
 - 1200m

08 July 2026 - 1:04PM



Track Rating: Soft 5, Weather: Fine, Rail Position: +8m Entire Circuit

Section	L1200	L1000	L800	L600	L400	L200
Section Times	1:11.24 (0:14.06)	0:57.18 [7] (0:10.84)	0:46.35 [7] (0:11.35)	0:35.00 [7] (0:11.59)	0:23.41 [7] (0:11.74)	0:11.67 [5] (0:11.67)
Average Speed [km/h]	51.8	66.2	63.6	62.4	61.9	61.5
Top Speed [km/h]	68.1	67.9	65.5	64.5	63.2	62.7
Avg. Dist. to Rail [m]	0.9	1.2	1.0	1.2	2.9	3.5
Avg. Stride Freq. [Hz]	2.5	2.5	2.4	2.4	2.5	2.4
Avg. Stride Length [m]	6.1	7.4	7.4	7.3	7.1	7.1



- [] Ranking at each section and finish
- .-.- No data available at this section
- NA No data available

Horse/Jockey Name	Listen Jani/Leah Martyn
Finish Rank	4
Fastest Section Time (Section)	0:10.68 (1000-800)
Top Speed [km/h] (Section)	69.4 (1000-800)
Race State	Finished



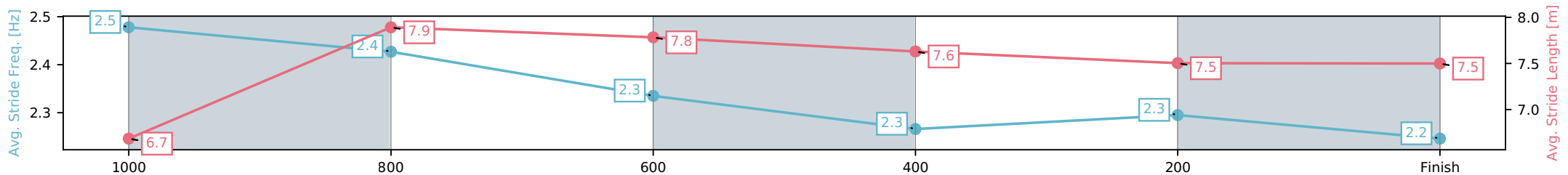
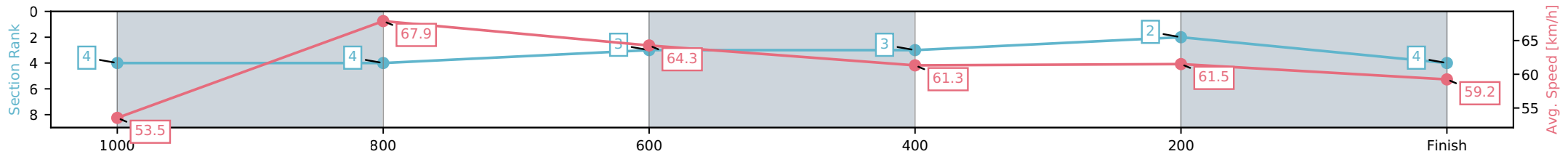
Ipswich QLD --Professional-2026-07-08
 Race 2: IPSWICH PARTY HIRE Fillies and Mares Maiden Plate
 - 1200m

08 July 2026 - 1:04PM



Track Rating: Soft 5, Weather: Fine, Rail Position: +8m Entire Circuit

Section	L1200	L1000	L800	L600	L400	L200
Section Times	1:11.32 (0:13.57)	0:57.75 [4] (0:10.68)	0:47.07 [4] (0:11.26)	0:35.80 [3] (0:11.81)	0:24.00 [3] (0:11.75)	0:12.25 [2] (0:12.25)
Average Speed [km/h]	53.5	67.9	64.3	61.3	61.5	59.2
Top Speed [km/h]	68.3	69.4	65.4	62.5	62.2	61.9
Avg. Dist. to Rail [m]	6.1	2.8	1.7	1.3	1.1	0.4
Avg. Stride Freq. [Hz]	2.5	2.4	2.3	2.3	2.3	2.2
Avg. Stride Length [m]	6.7	7.9	7.8	7.6	7.5	7.5



[] Ranking at each section and finish
 -.-.- No data available at this section
 NA No data available

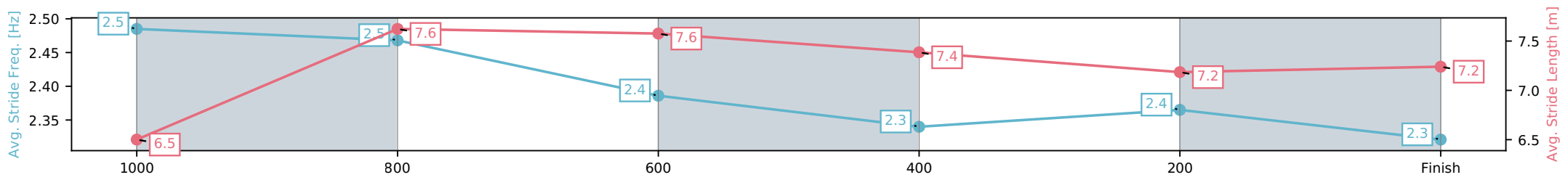
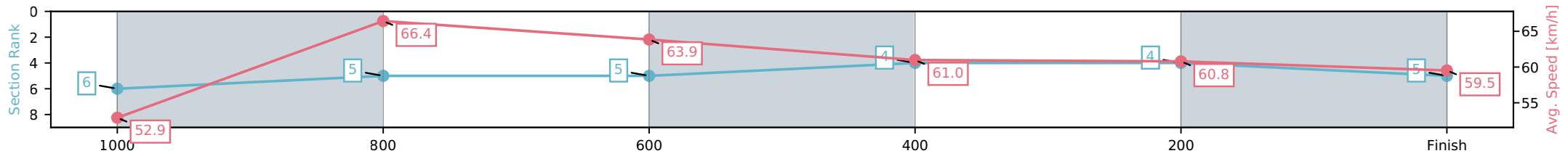
Horse/Jockey Name	Video Vixen/Ben Thompson
Finish Rank	5
Fastest Section Time (Section)	0:10.79 (1000-800)
Top Speed [km/h] (Section)	67.9 (1200 - 1000)
Race State	Finished



Ipswich QLD --Professional-2026-07-08
 Race 2: IPSWICH PARTY HIRE Fillies and Mares Maiden Plate
 - 1200m
 08 July 2026 - 1:04PM
 Track Rating: Soft 5, Weather: Fine, Rail Position: +8m Entire Circuit



Section	L1200	L1000	L800	L600	L400	L200
Section Times	1:11.41 (0:13.70)	0:57.71 [6] (0:10.79)	0:46.92 [5] (0:11.19)	0:35.73 [5] (0:11.77)	0:23.95 [4] (0:11.79)	0:12.16 [4] (0:12.16)
Average Speed [km/h]	52.9	66.4	63.9	61.0	60.8	59.5
Top Speed [km/h]	67.9	67.8	64.6	62.5	61.9	61.7
Avg. Dist. to Rail [m]	0.5	1.9	1.3	1.2	1.0	1.9
Avg. Stride Freq. [Hz]	2.5	2.5	2.4	2.3	2.4	2.3
Avg. Stride Length [m]	6.5	7.6	7.6	7.4	7.2	7.2



[] Ranking at each section and finish
 -:-:- No data available at this section
 NA No data available

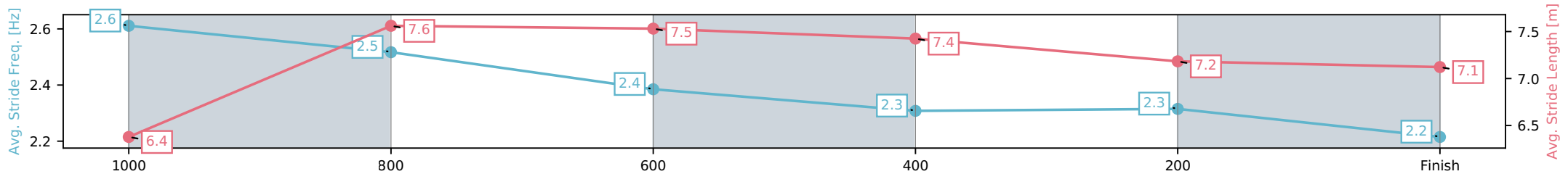
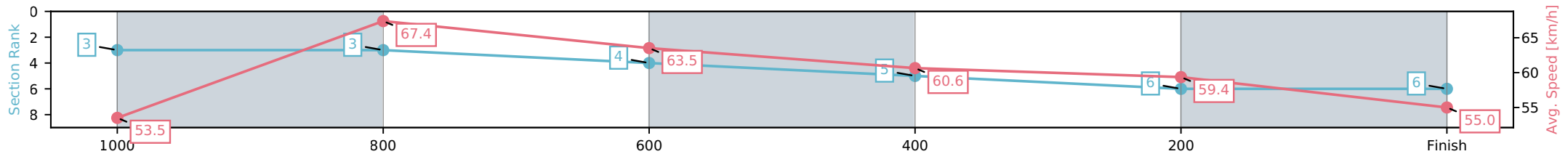
Horse/Jockey Name	City Bound/Ashley Butler
Finish Rank	6
Fastest Section Time (Section)	0:10.67 (1000-800)
Top Speed [km/h] (Section)	69.1 (1000-800)
Race State	Finished



Ipswich QLD --Professional-2026-07-08
 Race 2: IPSWICH PARTY HIRE Fillies and Mares Maiden Plate
 - 1200m
 08 July 2026 - 1:04PM
 Track Rating: Soft 5, Weather: Fine, Rail Position: +8m Entire Circuit



Section	L1200	L1000	L800	L600	L400	L200
Section Times	1:12.77 (0:13.57)	0:59.20 [3] (0:10.67)	0:48.53 [3] (0:11.35)	0:37.18 [4] (0:11.88)	0:25.30 [5] (0:12.16)	0:13.15 [6] (0:13.15)
Average Speed [km/h]	53.5	67.4	63.5	60.6	59.4	55.0
Top Speed [km/h]	68.2	69.1	64.7	62.2	59.8	59.3
Avg. Dist. to Rail [m]	3.4	0.8	0.2	0.3	1.0	0.2
Avg. Stride Freq. [Hz]	2.6	2.5	2.4	2.3	2.3	2.2
Avg. Stride Length [m]	6.4	7.6	7.5	7.4	7.2	7.1



- [] Ranking at each section and finish
- .-.- No data available at this section
- NA No data available

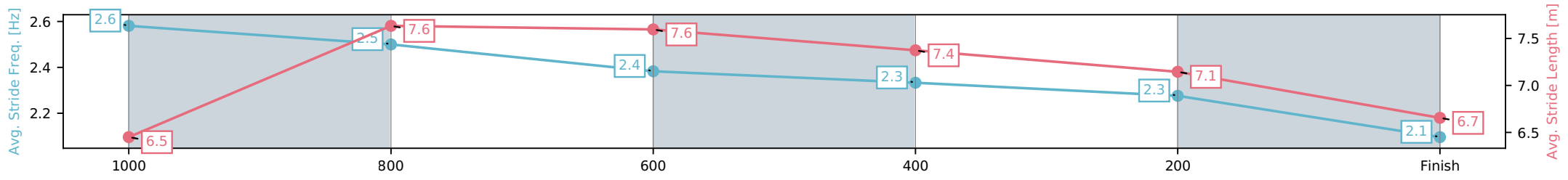
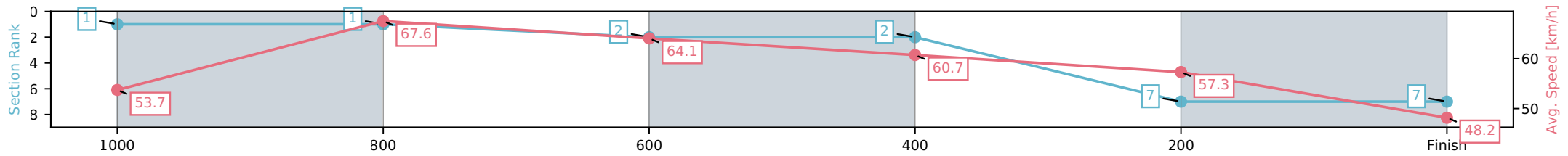
Horse/Jockey Name	Extreme Taste/Benjamin Osmond
Finish Rank	7
Fastest Section Time (Section)	0:10.71 (1000-800)
Top Speed [km/h] (Section)	68.9 (1000-800)
Race State	Finished



Ipswich QLD --Professional-2026-07-08
 Race 2: IPSWICH PARTY HIRE Fillies and Mares Maiden Plate
 - 1200m
 08 July 2026 - 1:04PM
 Track Rating: Soft 5, Weather: Fine, Rail Position: +8m Entire Circuit



Section	L1200	L1000	L800	L600	L400	L200
Section Times	1:14.78 (0:13.50)	1:01.28 [1] (0:10.71)	0:50.57 [1] (0:11.24)	0:39.32 [2] (0:11.84)	0:27.49 [2] (0:12.54)	0:14.95 [7] (0:14.95)
Average Speed [km/h]	53.7	67.6	64.1	60.7	57.3	48.2
Top Speed [km/h]	68.6	68.9	66.6	62.3	59.3	55.1
Avg. Dist. to Rail [m]	4.8	2.1	0.5	0.4	0.5	1.3
Avg. Stride Freq. [Hz]	2.6	2.5	2.4	2.3	2.3	2.1
Avg. Stride Length [m]	6.5	7.6	7.6	7.4	7.1	6.7



[] Ranking at each section and finish
 -.-.- No data available at this section
 NA No data available



Ipswich QLD
 Race 3: LIVING TURF QTIS Two-Year-Old Handicap - 800m
 08 July 2026 - 1:41PM



Track Rating: Soft 5, Weather: Fine, Rail Position: +8m Entire Circuit

Field Times (Race Tempo) 0:45.01 0:32.12 0:21.87 0:10.98
 (0:12.89) (0:10.25) (0:10.89) (0:10.98)

Rank	TAB#	Horse	Overall Time	First 400m	Top Speed km/h (Section)	L800	L600	L400	L200				
	(BAR#)	Jockey	Margin (DT-W)	Last 600m	Fastest Section (Time)	Start - 600	600 - 400	400 - 200	200 - Finish				
1	2	Laurels	0:45.01	0:23.43	72.1 (600-400)	0:45.01	0:32.02 [3]	0:21.58 [3]	0:10.98 [1]				
	(2)	Les Tilley		0:32.02	600-400 (0:10.44)	(0:12.99)	(0:10.44)	(0:10.60)	(0:10.98)				
2	11	Queen Olympias	0:45.27	0:23.14	71.9 (600-400)	0:45.27	0:32.38 [1]	0:22.13 [1]	0:11.18 [2]				
	(1)	Ben Thompson	1.5L (+2)	0:32.38	600-400 (0:10.25)	(0:12.89)	(0:10.25)	(0:10.95)	(0:11.18)				
3	10	Too Darn Quick	0:45.33	0:24.02	69.9 (600-400)	0:45.33	0:31.80 [6]	0:21.30 [7]	0:10.62 [6]				
	(7)	Taylor Marshall	1.9L (+3)	0:31.79	600-400 (0:10.49)	(0:13.53)	(0:10.49)	(0:10.68)	(0:10.62)				
4	6	I'lltellyouanytime	0:45.59	0:23.84	69.5 (600-400)	0:45.59	0:32.35 [4]	0:21.74 [5]	0:10.96 [5]				
	(5)	Brandon Lerena	3.4L (+4)	0:32.34	600-400 (0:10.60)	(0:13.24)	(0:10.60)	(0:10.78)	(0:10.96)				
5	12	Tassy Devil	0:45.83	0:23.81	69.7 (600-400)	0:45.83	0:32.48 [5]	0:22.02 [4]	0:11.21 [4]				
	(3)	Tahlia Fenlon	4.8L (+5)	0:32.48	600-400 (0:10.46)	(0:13.35)	(0:10.46)	(0:10.81)	(0:11.21)				
6	13	Feel Blessed	0:45.95	0:24.16	68.7 (800 - 600)	0:45.95	0:32.35 [8]	0:21.78 [8]	0:11.01 [7]				
	(6)	Chelsea Baker	5.5L (+1)	0:32.34	600-400 (0:10.56)	(0:13.60)	(0:10.56)	(0:10.77)	(0:11.01)				
7	3	Worthy Shot	0:46.22	0:23.93	70.7 (600-400)	0:46.22	0:32.68 [7]	0:22.28 [6]	0:11.10 [8]				
	(8)	Corey Sutherland	7.1L (+3)	0:32.67	600-400 (0:10.39)	(0:13.54)	(0:10.39)	(0:11.18)	(0:11.10)				
8	8	Mishani Melody	0:46.25	0:24.20	70.6 (600-400)	0:46.25	0:32.63 [9]	0:22.04 [9]	0:11.03 [9]				
	(9)	Olivia Kendal	7.3L (+7)	0:32.63	600-400 (0:10.58)	(0:13.62)	(0:10.58)	(0:11.02)	(0:11.03)				
9	5	Sun Sister	0:46.34	0:23.30	72.2 (600-400)	0:46.34	0:33.40 [2]	0:23.04 [2]	0:11.90 [3]				
	(4)	Kyle Wilson-Taylor	7.8L (+2)	0:33.39	600-400 (0:10.36)	(0:12.94)	(0:10.36)	(0:11.13)	(0:11.90)				
10	7	Lonesome Star	0:46.44	0:24.33	70.5 (600-400)	0:46.44	0:32.73 [10]	0:22.11 [10]	0:11.04 [10]				
	(10)	Hannah Richardson	8.4L (+6)	0:32.74	600-400 (0:10.62)	(0:13.71)	(0:10.62)	(0:11.08)	(0:11.04)				

Scratched: King Of The Road (#1), Another Champs (#4), Pierabella (#9), Sepura Express (#14), Mishani Rozay (#15), Tommy Tie (#16)

Report Created: Wed 08 July 2026

(Note: Races are conducted over an approximate distance as close as possible to the advertised distance, and recorded data may vary accordingly. Official times refer to race times only and do not include handicap times.)

[] Position in running at each section and finish TAB# Saddle cloth number
 -:-:- No data available at this section BAR# Barrier/Gate Position
 NA No data available DNF Did not finish
 DNT Did not track DT-W Distance travelled compared to winner in metres

Fastest split
 Fastest section

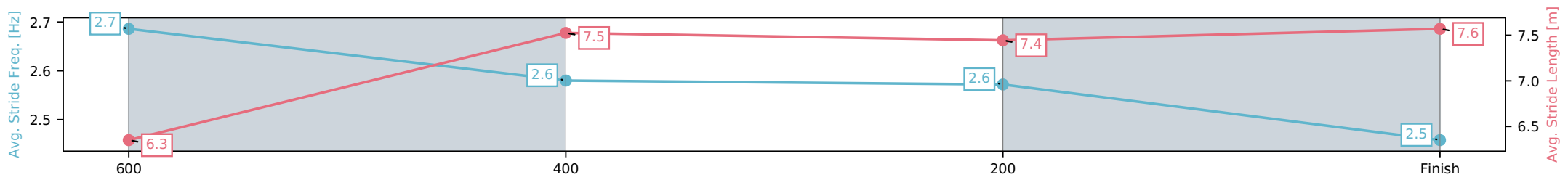
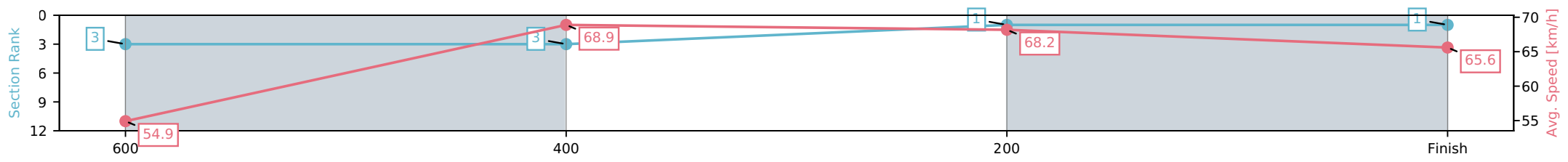
Horse/Jockey Name	Laurels/Les Tilley
Finish Rank	1
Fastest Section Time (Section)	0:10.44 (600-400)
Top Speed [km/h] (Section)	72.1 (600-400)
Race State	Finished



Ipswich QLD --Professional-2026-07-08
 Race 3: LIVING TURF QTIS Two-Year-Old Handicap - 800m
 08 July 2026 - 1:41PM
 Track Rating: Soft 5, Weather: Fine, Rail Position: +8m Entire Circuit



Section	L800	L600	L400	L200
Section Times	0:45.01 (0:12.99)	0:32.02 [3] (0:10.44)	0:21.58 [3] (0:10.60)	0:10.98 [1] (0:10.98)
Average Speed [km/h]	54.9	68.9	68.2	65.6
Top Speed [km/h]	71.5	72.1	69.2	68.0
Avg. Dist. to Rail [m]	1.5	0.5	2.1	1.4
Avg. Stride Freq. [Hz]	2.7	2.6	2.6	2.5
Avg. Stride Length [m]	6.3	7.5	7.4	7.6



[] Ranking at each section and finish
 -:-:- No data available at this section
 NA No data available

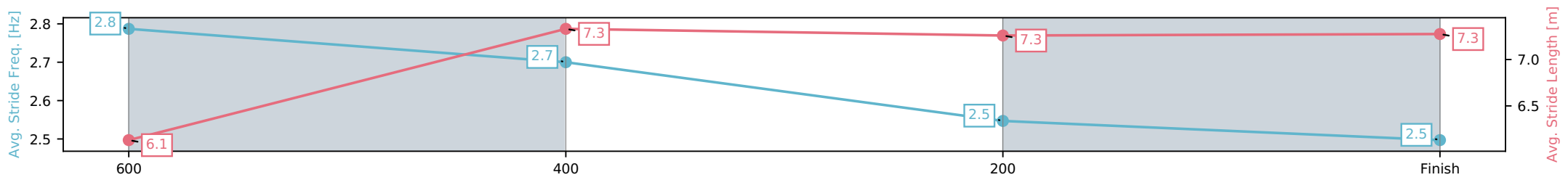
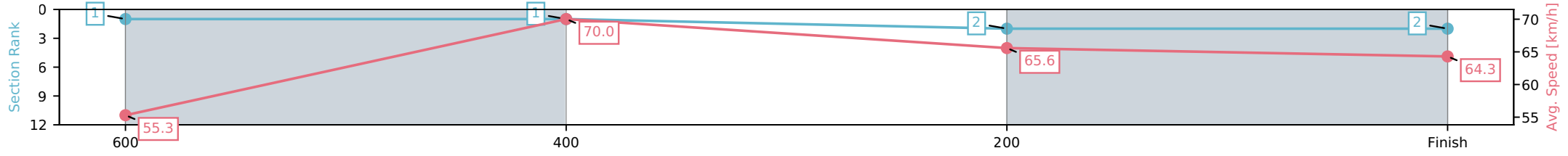
Horse/Jockey Name	Queen Olympias/Ben Thompson
Finish Rank	2
Fastest Section Time (Section)	0:10.25 (600-400)
Top Speed [km/h] (Section)	71.9 (600-400)
Race State	Finished



Ipswich QLD --Professional-2026-07-08
 Race 3: LIVING TURF QTIS Two-Year-Old Handicap - 800m
 08 July 2026 - 1:41PM
 Track Rating: Soft 5, Weather: Fine, Rail Position: +8m Entire Circuit



Section	L800	L600	L400	L200
Section Times	0:45.27 (0:12.89)	0:32.38 [1] (0:10.25)	0:22.13 [1] (0:10.95)	0:11.18 [2] (0:11.18)
Average Speed [km/h]	55.3	70.0	65.6	64.3
Top Speed [km/h]	71.4	71.9	67.2	66.7
Avg. Dist. to Rail [m]	0.8	1.0	0.4	1.7
Avg. Stride Freq. [Hz]	2.8	2.7	2.5	2.5
Avg. Stride Length [m]	6.1	7.3	7.3	7.3



[] Ranking at each section and finish
 -:-:- No data available at this section
 NA No data available

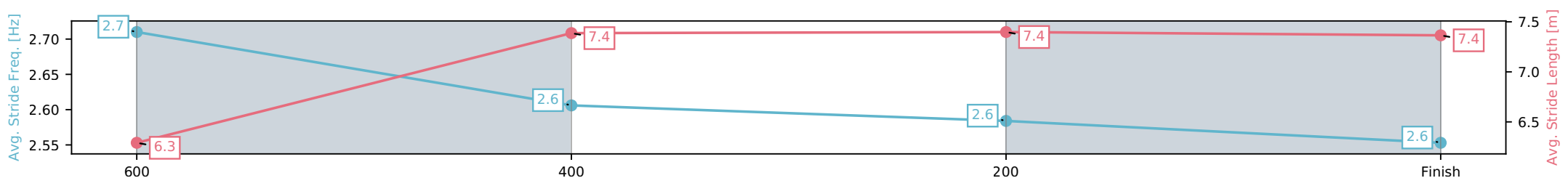
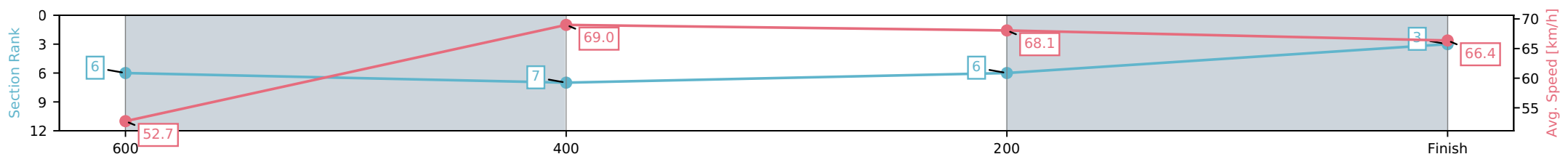
Horse/Jockey Name	Too Darn Quick/Taylor Marshall
Finish Rank	3
Fastest Section Time (Section)	0:10.49 (600-400)
Top Speed [km/h] (Section)	69.9 (600-400)
Race State	Finished



Ipswich QLD --Professional-2026-07-08
 Race 3: LIVING TURF QTIS Two-Year-Old Handicap - 800m
 08 July 2026 - 1:41PM
 Track Rating: Soft 5, Weather: Fine, Rail Position: +8m Entire Circuit



Section	L800	L600	L400	L200
Section Times	0:45.33 (0:13.53)	0:31.80 [6] (0:10.49)	0:21.30 [7] (0:10.68)	0:10.62 [6] (0:10.62)
Average Speed [km/h]	52.7	69.0	68.1	66.4
Top Speed [km/h]	68.5	69.9	69.3	68.5
Avg. Dist. to Rail [m]	4.7	1.1	2.7	0.6
Avg. Stride Freq. [Hz]	2.7	2.6	2.6	2.6
Avg. Stride Length [m]	6.3	7.4	7.4	7.4



[] Ranking at each section and finish
 -:-:- No data available at this section
 NA No data available

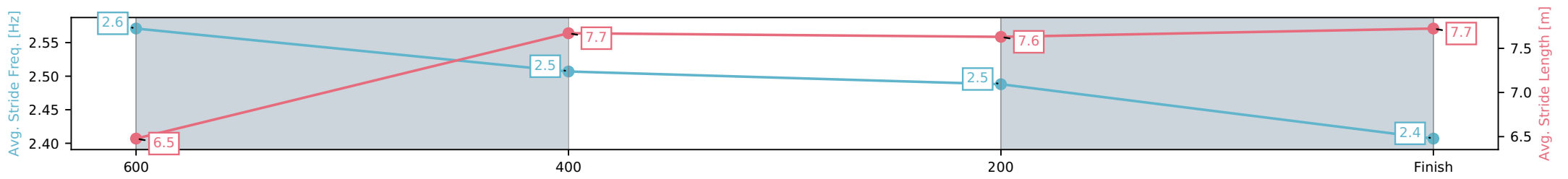
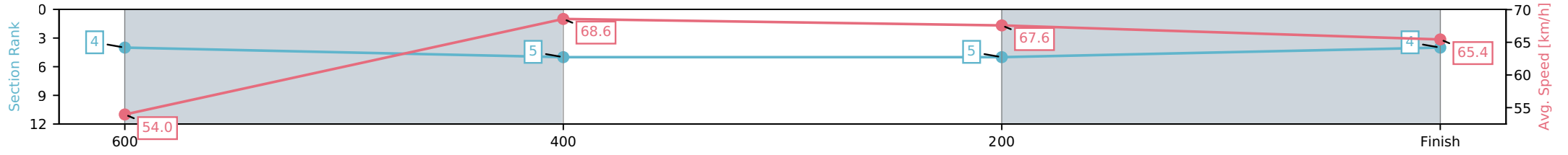
Horse/Jockey Name	I'lltellyouanytime/Brandon Lerena
Finish Rank	4
Fastest Section Time (Section)	0:10.60 (600-400)
Top Speed [km/h] (Section)	69.5 (600-400)
Race State	Finished



Ipswich QLD --Professional-2026-07-08
 Race 3: LIVING TURF QTIS Two-Year-Old Handicap - 800m
 08 July 2026 - 1:41PM
 Track Rating: Soft 5, Weather: Fine, Rail Position: +8m Entire Circuit



Section	L800	L600	L400	L200
Section Times	0:45.59 (0:13.24)	0:32.35 [4] (0:10.60)	0:21.74 [5] (0:10.78)	0:10.96 [5] (0:10.96)
Average Speed [km/h]	54.0	68.6	67.6	65.4
Top Speed [km/h]	69.0	69.5	68.2	67.6
Avg. Dist. to Rail [m]	5.0	2.5	2.9	1.2
Avg. Stride Freq. [Hz]	2.6	2.5	2.5	2.4
Avg. Stride Length [m]	6.5	7.7	7.6	7.7



[] Ranking at each section and finish
 -:-:- No data available at this section
 NA No data available


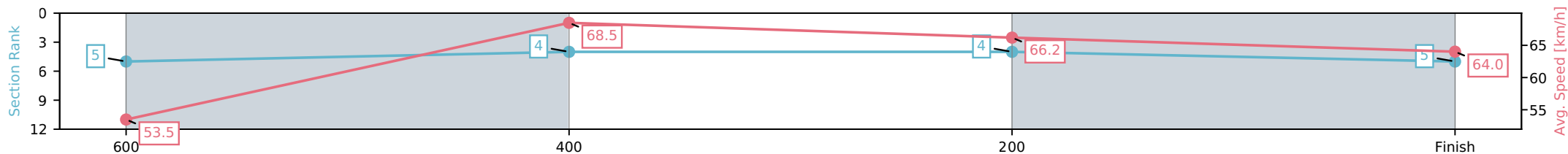
Horse/Jockey Name	Tassy Devil/Tahlia Fenlon
Finish Rank	5
Fastest Section Time (Section)	0:10.46 (600-400)
Top Speed [km/h] (Section)	69.7 (600-400)
Race State	Finished



Ipswich QLD --Professional-2026-07-08
 Race 3: LIVING TURF QTIS Two-Year-Old Handicap - 800m
 08 July 2026 - 1:41PM
 Track Rating: Soft 5, Weather: Fine, Rail Position: +8m Entire Circuit



Section	L800	L600	L400	L200
Section Times	0:45.83 (0:13.35)	0:32.48 [5] (0:10.46)	0:22.02 [4] (0:10.81)	0:11.21 [4] (0:11.21)
Average Speed [km/h]	53.5	68.5	66.2	64.0
Top Speed [km/h]	68.7	69.7	67.6	66.1
Avg. Dist. to Rail [m]	2.5	1.2	1.7	3.4
Avg. Stride Freq. [Hz]	2.6	2.6	2.5	2.4
Avg. Stride Length [m]	6.4	7.5	7.4	7.4



[] Ranking at each section and finish
 -:-:- No data available at this section
 NA No data available

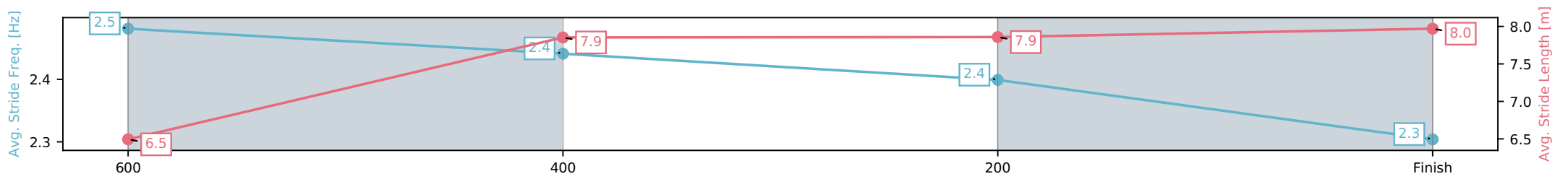
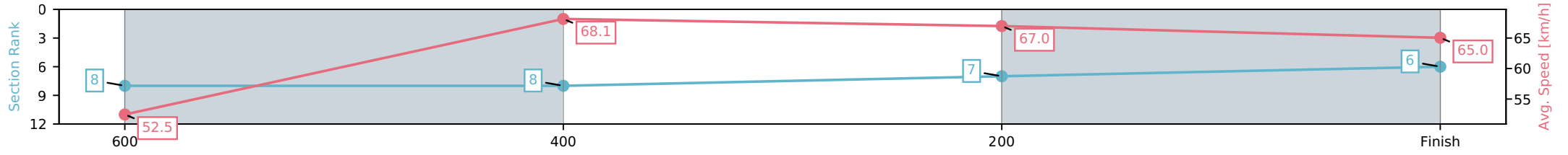
Horse/Jockey Name	Feel Blessed/Chelsea Baker
Finish Rank	6
Fastest Section Time (Section)	0:10.56 (600-400)
Top Speed [km/h] (Section)	68.7 (800 - 600)
Race State	Finished



Ipswich QLD --Professional-2026-07-08
 Race 3: LIVING TURF QTIS Two-Year-Old Handicap - 800m
 08 July 2026 - 1:41PM
 Track Rating: Soft 5, Weather: Fine, Rail Position: +8m Entire Circuit



Section	L800	L600	L400	L200
Section Times	0:45.95 (0:13.60)	0:32.35 [8] (0:10.56)	0:21.78 [8] (0:10.77)	0:11.01 [7] (0:11.01)
Average Speed [km/h]	52.5	68.1	67.0	65.0
Top Speed [km/h]	68.7	68.6	68.3	66.6
Avg. Dist. to Rail [m]	3.8	0.6	1.4	1.8
Avg. Stride Freq. [Hz]	2.5	2.4	2.4	2.3
Avg. Stride Length [m]	6.5	7.9	7.9	8.0



[] Ranking at each section and finish
 -:-:- No data available at this section
 NA No data available

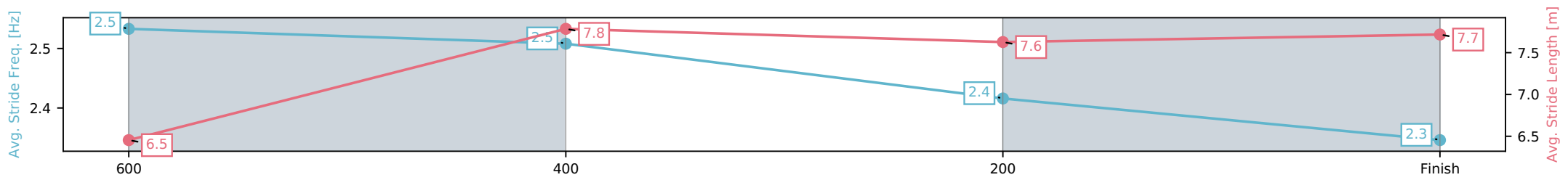

Horse/Jockey Name	Worthy Shot/Corey Sutherland
Finish Rank	7
Fastest Section Time (Section)	0:10.39 (600-400)
Top Speed [km/h] (Section)	70.7 (600-400)
Race State	Finished



Ipswich QLD --Professional-2026-07-08
 Race 3: LIVING TURF QTIS Two-Year-Old Handicap - 800m
 08 July 2026 - 1:41PM
 Track Rating: Soft 5, Weather: Fine, Rail Position: +8m Entire Circuit



Section	L800	L600	L400	L200
Section Times	0:46.22 (0:13.54)	0:32.68 [7] (0:10.39)	0:22.28 [6] (0:11.18)	0:11.10 [8] (0:11.10)
Average Speed [km/h]	52.8	69.7	65.4	63.9
Top Speed [km/h]	68.5	70.7	69.0	65.8
Avg. Dist. to Rail [m]	6.2	1.8	5.0	5.8
Avg. Stride Freq. [Hz]	2.5	2.5	2.4	2.3
Avg. Stride Length [m]	6.5	7.8	7.6	7.7



[] Ranking at each section and finish
 -:-:- No data available at this section
 NA No data available


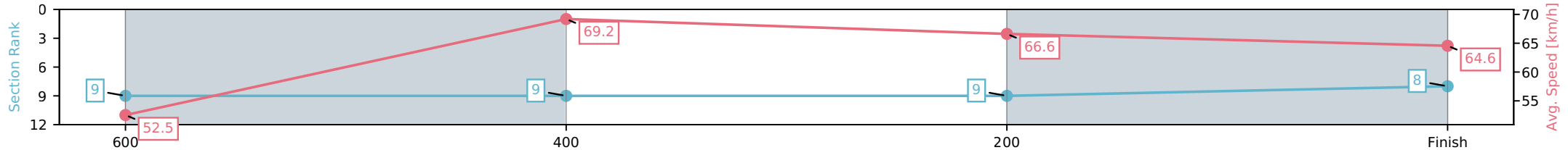
Horse/Jockey Name	Mishani Melody/Olivia Kendal
Finish Rank	8
Fastest Section Time (Section)	0:10.58 (600-400)
Top Speed [km/h] (Section)	70.6 (600-400)
Race State	Finished



Ipswich QLD --Professional-2026-07-08
 Race 3: LIVING TURF QTIS Two-Year-Old Handicap - 800m
 08 July 2026 - 1:41PM
 Track Rating: Soft 5, Weather: Fine, Rail Position: +8m Entire Circuit



Section	L800	L600	L400	L200
Section Times	0:46.25 (0:13.62)	0:32.63 [9] (0:10.58)	0:22.04 [9] (0:11.02)	0:11.03 [9] (0:11.03)
Average Speed [km/h]	52.5	69.2	66.6	64.6
Top Speed [km/h]	68.3	70.6	69.2	66.5
Avg. Dist. to Rail [m]	8.3	4.9	4.7	6.0
Avg. Stride Freq. [Hz]	2.6	2.6	2.5	2.5
Avg. Stride Length [m]	6.4	7.4	7.5	7.3



[] Ranking at each section and finish
 -:-:- No data available at this section
 NA No data available

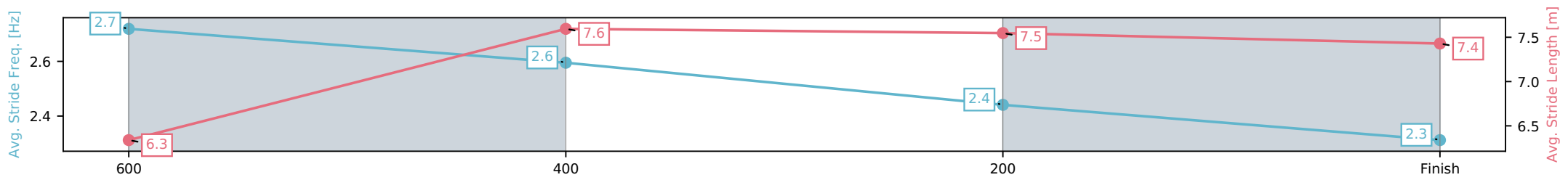
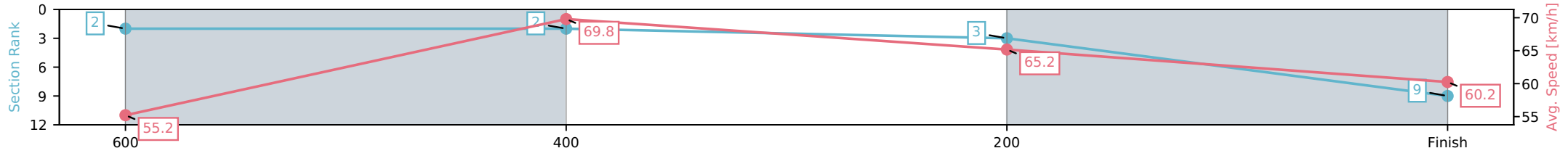
Horse/Jockey Name	Sun Sister/Kyle Wilson-Taylor
Finish Rank	9
Fastest Section Time (Section)	0:10.36 (600-400)
Top Speed [km/h] (Section)	72.2 (600-400)
Race State	Finished



Ipswich QLD --Professional-2026-07-08
 Race 3: LIVING TURF QTIS Two-Year-Old Handicap - 800m
 08 July 2026 - 1:41PM
 Track Rating: Soft 5, Weather: Fine, Rail Position: +8m Entire Circuit



Section	L800	L600	L400	L200
Section Times	0:46.34 (0:12.94)	0:33.40 [2] (0:10.36)	0:23.04 [2] (0:11.13)	0:11.90 [3] (0:11.90)
Average Speed [km/h]	55.2	69.8	65.2	60.2
Top Speed [km/h]	71.7	72.2	68.0	64.0
Avg. Dist. to Rail [m]	3.4	1.2	3.5	3.9
Avg. Stride Freq. [Hz]	2.7	2.6	2.4	2.3
Avg. Stride Length [m]	6.3	7.6	7.5	7.4



[] Ranking at each section and finish
 -:-:- No data available at this section
 NA No data available

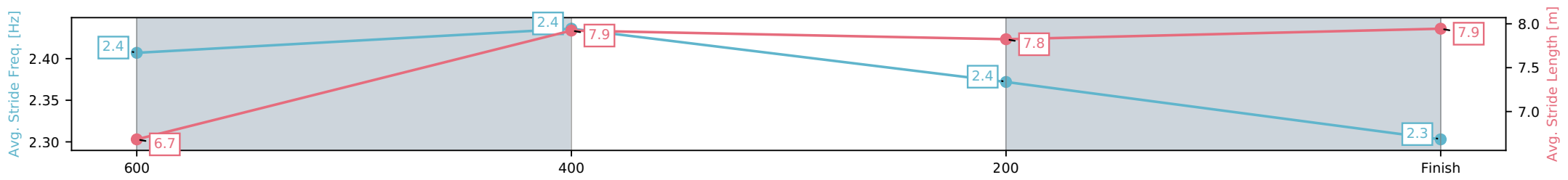
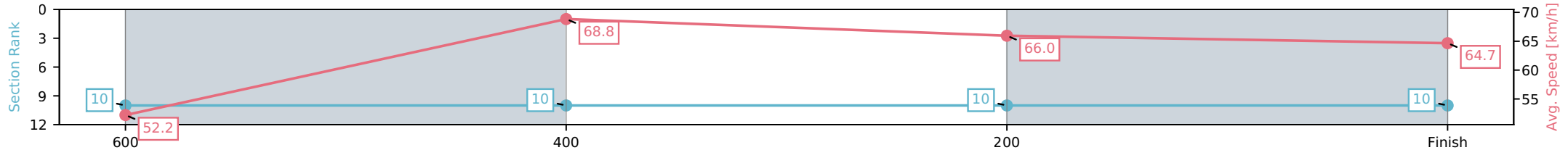
Horse/Jockey Name	Lonesome Star/Hannah Richardson
Finish Rank	10
Fastest Section Time (Section)	0:10.62 (600-400)
Top Speed [km/h] (Section)	70.5 (600-400)
Race State	Finished



Ipswich QLD --Professional-2026-07-08
 Race 3: LIVING TURF QTIS Two-Year-Old Handicap - 800m
 08 July 2026 - 1:41PM
 Track Rating: Soft 5, Weather: Fine, Rail Position: +8m Entire Circuit



Section	L800	L600	L400	L200
Section Times	0:46.44 (0:13.71)	0:32.73 [10] (0:10.62)	0:22.11 [10] (0:11.08)	0:11.04 [10] (0:11.04)
Average Speed [km/h]	52.2	68.8	66.0	64.7
Top Speed [km/h]	67.5	70.5	67.6	66.3
Avg. Dist. to Rail [m]	9.4	4.6	3.2	1.0
Avg. Stride Freq. [Hz]	2.4	2.4	2.4	2.3
Avg. Stride Length [m]	6.7	7.9	7.8	7.9



[] Ranking at each section and finish
 -:-:- No data available at this section
 NA No data available



Ipswich QLD

Race 4: PRECINCT URBAN PLANNING BENCHMARK 65 Handicap - 2000m

08 July 2026 - 2:14PM

Track Rating: Soft 5, Weather: Fine, Rail Position: +7m Entire



Field Times (Race Tempo) 2:03.94 (0:14.34) 1:49.60 (0:11.56) 1:38.04 (0:12.05) 1:25.98 (0:12.46) 1:13.52 (0:12.95) 1:00.58 (0:12.77) 0:47.81 (0:12.63) 0:35.18 (0:12.04)

Rank	TAB#	Horse	Overall Time	First 400m	Top Speed km/h (Section)	L2000	L1800	L1600	L1400	L1200	L1000	L800	L600
	(BAR#)	Jockey	Margin (DT-W)	Last 600m	Fastest Section (Time)	Start - 1800	1800 - 1600	1600 - 1400	1400 - 1200	1200 - 1000	1000 - 800	800 - 600	600 - 400
1	1	Stranglehold	2:03.94	0:26.29	64.9 (2000 - 1800)	2:03.94	1:49.03 [7]	1:37.65 [5]	1:25.38 [5]	1:13.06 [4]	1:00.14 [4]	0:47.37 [4]	0:34.79 [4]
	(3)	Benjamin Osmond		0:34.79	1800-1600 (0:11.38)	(0:14.91)	(0:11.38)	(0:12.26)	(0:12.32)	(0:12.93)	(0:12.76)	(0:12.59)	(0:11.79)
2	6	Golden Smile	2:03.99	0:26.06	64.0 (200-0)	2:03.99	1:49.63 [2]	1:37.93 [3]	1:25.77 [3]	1:13.25 [3]	1:00.33 [3]	0:47.58 [3]	0:34.96 [3]
	(4)	Daniel Moor	0.3L (+6)	0:34.96	200-0 (0:11.41)	(0:14.36)	(0:11.70)	(0:12.16)	(0:12.52)	(0:12.92)	(0:12.75)	(0:12.62)	(0:11.96)
3	8	Golden Eyes	2:04.04	0:25.90	63.4 (2000 - 1800)	2:04.04	1:49.70 [1]	1:38.14 [1]	1:26.08 [1]	1:13.62 [1]	1:00.68 [1]	0:47.91 [1]	0:35.28 [1]
	(2)	Ben Thompson	0.6L (+16)	0:35.29	1800-1600 (0:11.56)	(0:14.34)	(0:11.56)	(0:12.05)	(0:12.46)	(0:12.94)	(0:12.76)	(0:12.63)	(0:12.04)
4	4	Power Pack	2:04.07	0:25.98	64.1 (1800-1600)	2:04.07	1:49.43 [3]	1:38.10 [2]	1:26.04 [2]	1:13.52 [2]	1:00.57 [2]	0:47.82 [2]	0:35.16 [2]
	(5)	Jaden Lloyd	0.8L (+3)	0:35.15	1800-1600 (0:11.34)	(0:14.64)	(0:11.34)	(0:12.05)	(0:12.52)	(0:12.95)	(0:12.75)	(0:12.67)	(0:11.93)
5	5	Southby	2:04.09	0:26.63	65.0 (400-200)	2:04.09	1:49.20 [6]	1:37.46 [8]	1:25.09 [8]	1:12.49 [8]	0:59.61 [8]	0:46.97 [8]	0:34.59 [7]
	(7)	Michael Rodd	0.9L (+1)	0:34.60	400-200 (0:11.40)	(0:14.89)	(0:11.74)	(0:12.36)	(0:12.60)	(0:12.88)	(0:12.63)	(0:12.39)	(0:11.76)
6	3	Malecon	2:04.22	0:26.51	65.0 (200-0)	2:04.22	1:49.36 [5]	1:37.71 [6]	1:25.49 [6]	1:12.94 [6]	1:00.07 [6]	0:47.39 [6]	0:34.85 [6]
	(8)	Brandon Lerena	1.7L (-1)	0:34.84	200-0 (0:11.29)	(0:14.86)	(0:11.65)	(0:12.22)	(0:12.55)	(0:12.87)	(0:12.67)	(0:12.55)	(0:11.90)
7	2	Yukanuma	2:04.36	0:26.27	63.4 (200-0)	2:04.36	1:49.70 [4]	1:38.09 [4]	1:25.86 [4]	1:13.30 [5]	1:00.43 [5]	0:47.70 [5]	0:35.06 [5]
	(1)	Jai Williams	2.5L (+0)	0:35.05	200-0 (0:11.53)	(0:14.66)	(0:11.61)	(0:12.24)	(0:12.55)	(0:12.87)	(0:12.74)	(0:12.64)	(0:11.84)
8	7	Mad Ana	2:04.45	0:26.63	64.0 (400-200)	2:04.45	1:49.44 [8]	1:37.82 [7]	1:25.64 [7]	1:13.03 [7]	1:00.17 [7]	0:47.48 [7]	0:34.92 [8]
	(6)	Olivia Kendal	3.0L (-1)	0:34.92	400-200 (0:11.40)	(0:15.01)	(0:11.62)	(0:12.18)	(0:12.61)	(0:12.86)	(0:12.69)	(0:12.56)	(0:11.85)

Scratched: Sunny Disposition (#9), Makamae (#10), O'caldino (#11), Notes (#12), You Think So (#13)

Report Created: Wed 08 July 2026

(Note: Races are conducted over an approximate distance as close as possible to the advertised distance, and recorded data may vary accordingly. Official times refer to race times only and do not include handicap times.)

[] Position in running at each section and finish TAB# Saddle cloth number
 -:-:- No data available at this section BAR# Barrier/Gate Position
 NA No data available DNF Did not finish
 DNT Did not track DT-W Distance travelled compared to winner in metres

Fastest split
 Fastest section

data processed by TRIPLESDATA



Ipswich QLD

Race 4: PRECINCT URBAN PLANNING BENCHMARK 65 Handicap - 2000m

08 July 2026 - 2:14PM

Track Rating: Soft 5, Weather: Fine, Rail Position: +7m Entire



Field Times 0:23.15 0:11.52
(Race Tempo) (0:11.62) (0:11.52)

Rank	TAB#	Horse	Overall Time	First 400m	Top Speed km/h (Section)	L400	L200						
	(BAR#)	Jockey	Margin (DT-W)	Last 600m	Fastest Section (Time)	400 - 200	200 - Finish						
1	1	Stranglehold	2:03.94	0:26.29	64.9 (2000 - 1800)	0:23.00 [3]	0:11.50 [3]						
	(3)	Benjamin Osmond		0:34.79	1800-1600 (0:11.38)	(0:11.50)	(0:11.50)						
2	6	Golden Smile	2:03.99	0:26.06	64.0 (200-0)	0:23.00 [4]	0:11.41 [4]						
	(4)	Daniel Moor	0.3L (+6)	0:34.96	200-0 (0:11.41)	(0:11.59)	(0:11.41)						
3	8	Golden Eyes	2:04.04	0:25.90	63.4 (2000 - 1800)	0:23.25 [1]	0:11.61 [2]						
	(2)	Ben Thompson	0.6L (+16)	0:35.29	1800-1600 (0:11.56)	(0:11.64)	(0:11.61)						
4	4	Power Pack	2:04.07	0:25.98	64.1 (1800-1600)	0:23.22 [2]	0:11.65 [1]						
	(5)	Jaden Lloyd	0.8L (+3)	0:35.15	1800-1600 (0:11.34)	(0:11.57)	(0:11.65)						
5	5	Southby	2:04.09	0:26.63	65.0 (400-200)	0:22.83 [6]	0:11.44 [5]						
	(7)	Michael Rodd	0.9L (+1)	0:34.60	400-200 (0:11.40)	(0:11.40)	(0:11.44)						
6	3	Malecon	2:04.22	0:26.51	65.0 (200-0)	0:22.94 [7]	0:11.29 [8]						
	(8)	Brandon Lerena	1.7L (-1)	0:34.84	200-0 (0:11.29)	(0:11.65)	(0:11.29)						
7	2	Yukanuma	2:04.36	0:26.27	63.4 (200-0)	0:23.21 [5]	0:11.53 [7]						
	(1)	Jai Williams	2.5L (+0)	0:35.05	200-0 (0:11.53)	(0:11.68)	(0:11.53)						
8	7	Mad Ana	2:04.45	0:26.63	64.0 (400-200)	0:23.07 [8]	0:11.67 [6]						
	(6)	Olivia Kendal	3.0L (-1)	0:34.92	400-200 (0:11.40)	(0:11.40)	(0:11.67)						

Scratched: Sunny Disposition (#9), Makamae (#10), O'caldino (#11), Notes (#12), You Think So (#13)

Report Created: Wed 08 July 2026

(Note: Races are conducted over an approximate distance as close as possible to the advertised distance, and recorded data may vary accordingly. Official times refer to race times only and do not include handicap times.)

[] Position in running at each section and finish TAB# Saddle cloth number
 -:-:- No data available at this section BAR# Barrier/Gate Position
 NA No data available DNF Did not finish
 DNT Did not track DT-W Distance travelled compared to winner in metres

Fastest split
 Fastest section

data processed by TRIPLESDATA

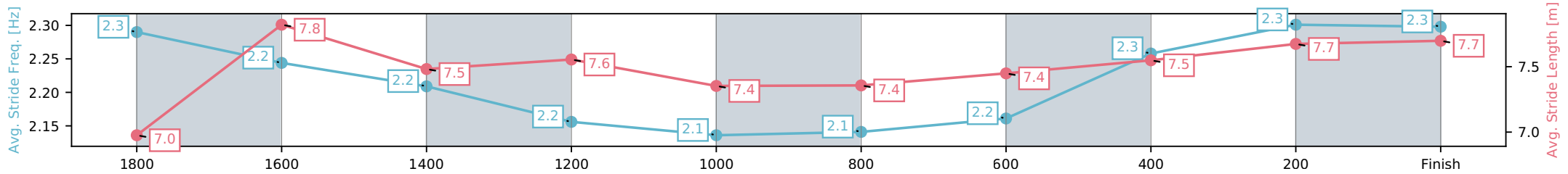
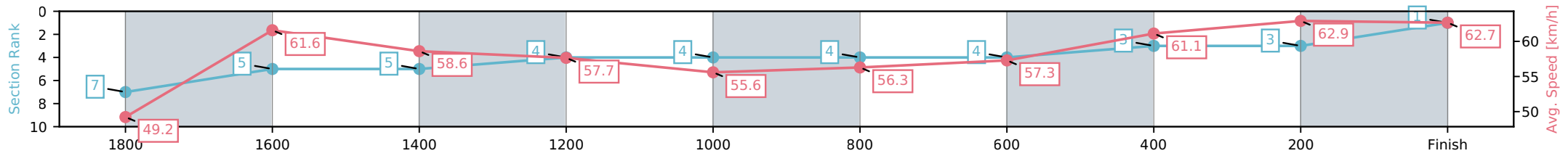
Horse/Jockey Name	Stranglehold/Benjamin Osmond
Finish Rank	1
Fastest Section Time (Section)	0:11.38 (1800-1600)
Top Speed [km/h] (Section)	64.9 (2000 - 1800)
Race State	Finished



Ipswich QLD --Professional-2026-07-08
 Race 4: PRECINCT URBAN PLANNING BENCHMARK 65
 Handicap - 2000m
 08 July 2026 - 2:14PM
 Track Rating: Soft 5, Weather: Fine, Rail Position: +7m Entire



Section	L2000	L1800	L1600	L1400	L1200	L1000	L800	L600	L400	L200
Section Times	2:03.94 (0:14.91)	1:49.03 [7] (0:11.38)	1:37.65 [5] (0:12.26)	1:25.38 [5] (0:12.32)	1:13.06 [4] (0:12.93)	1:00.14 [4] (0:12.76)	0:47.37 [4] (0:12.59)	0:34.79 [4] (0:11.79)	0:23.00 [3] (0:11.50)	0:11.50 [3] (0:11.50)
Average Speed [km/h]	49.2	61.6	58.6	57.7	55.6	56.3	57.3	61.1	62.9	62.7
Top Speed [km/h]	64.9	64.5	60.1	59.1	56.3	57.6	59.6	62.8	63.7	63.8
Avg. Dist. to Rail [m]	1.4	3.1	2.2	3.1	0.8	0.6	0.4	0.4	1.4	1.8
Avg. Stride Freq. [Hz]	2.3	2.2	2.2	2.2	2.1	2.1	2.2	2.3	2.3	2.3
Avg. Stride Length [m]	7.0	7.8	7.5	7.6	7.4	7.4	7.4	7.5	7.7	7.7



[] Ranking at each section and finish
 -:-:- No data available at this section
 NA No data available

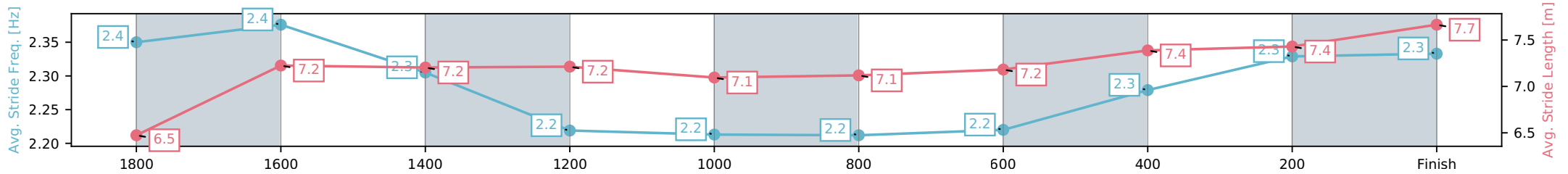
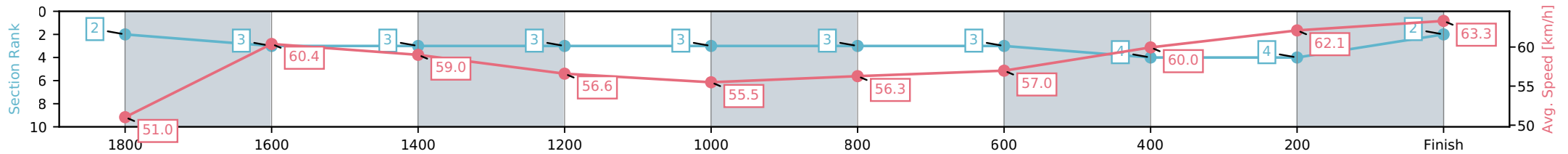
Horse/Jockey Name	Golden Smile/Daniel Moor
Finish Rank	2
Fastest Section Time (Section)	0:11.41 (200-0)
Top Speed [km/h] (Section)	64.0 (200-0)
Race State	Finished



Ipswich QLD --Professional-2026-07-08
 Race 4: PRECINCT URBAN PLANNING BENCHMARK 65
 Handicap - 2000m
 08 July 2026 - 2:14PM
 Track Rating: Soft 5, Weather: Fine, Rail Position: +7m Entire



Section	L2000	L1800	L1600	L1400	L1200	L1000	L800	L600	L400	L200
Section Times	2:03.99 (0:14.36)	1:49.63 [2] (0:11.70)	1:37.93 [3] (0:12.16)	1:25.77 [3] (0:12.52)	1:13.25 [3] (0:12.92)	1:00.33 [3] (0:12.75)	0:47.58 [3] (0:12.62)	0:34.96 [3] (0:11.96)	0:23.00 [4] (0:11.59)	0:11.41 [4] (0:11.41)
Average Speed [km/h]	51.0	60.4	59.0	56.6	55.5	56.3	57.0	60.0	62.1	63.3
Top Speed [km/h]	63.5	62.4	59.7	57.7	56.1	56.9	58.1	60.6	63.9	64.0
Avg. Dist. to Rail [m]	1.4	2.3	3.7	3.6	1.1	1.3	0.3	0.6	0.5	1.1
Avg. Stride Freq. [Hz]	2.4	2.4	2.3	2.2	2.2	2.2	2.2	2.3	2.3	2.3
Avg. Stride Length [m]	6.5	7.2	7.2	7.2	7.1	7.1	7.2	7.4	7.4	7.7



[] Ranking at each section and finish
 -:-:- No data available at this section
 NA No data available

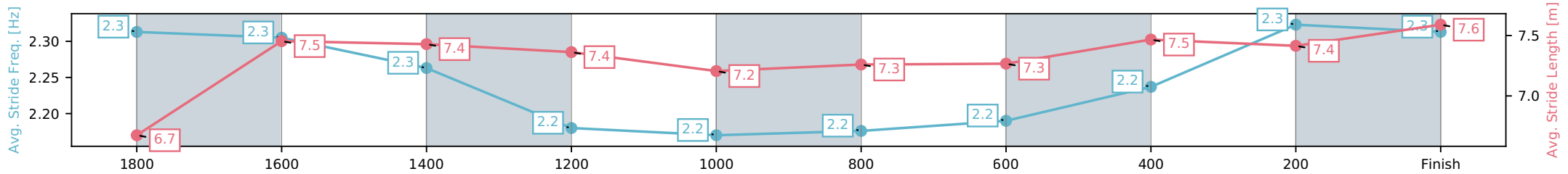
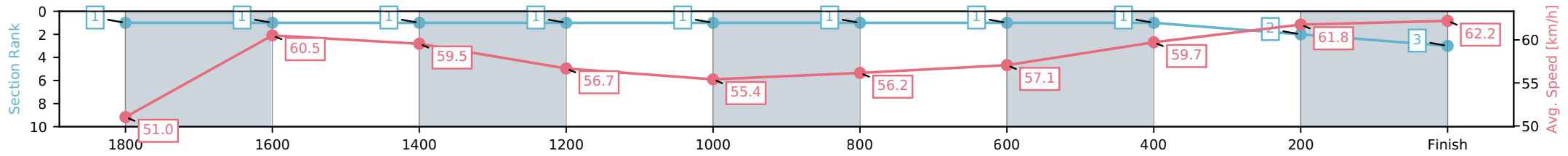
Horse/Jockey Name	Golden Eyes/Ben Thompson
Finish Rank	3
Fastest Section Time (Section)	0:11.56 (1800-1600)
Top Speed [km/h] (Section)	63.4 (2000 - 1800)
Race State	Finished



Ipswich QLD --Professional-2026-07-08
 Race 4: PRECINCT URBAN PLANNING BENCHMARK 65
 Handicap - 2000m
 08 July 2026 - 2:14PM
 Track Rating: Soft 5, Weather: Fine, Rail Position: +7m Entire



Section	L2000	L1800	L1600	L1400	L1200	L1000	L800	L600	L400	L200
Section Times	2:04.04 (0:14.34)	1:49.70 [1] (0:11.56)	1:38.14 [1] (0:12.05)	1:26.08 [1] (0:12.46)	1:13.62 [1] (0:12.94)	1:00.68 [1] (0:12.76)	0:47.91 [1] (0:12.63)	0:35.28 [1] (0:12.04)	0:23.25 [1] (0:11.64)	0:11.61 [2] (0:11.61)
Average Speed [km/h]	51.0	60.5	59.5	56.7	55.4	56.2	57.1	59.7	61.8	62.2
Top Speed [km/h]	63.4	62.9	60.4	58.1	56.1	56.5	57.9	60.3	63.4	63.2
Avg. Dist. to Rail [m]	0.9	3.5	4.7	4.0	1.0	1.3	0.2	0.3	0.5	2.0
Avg. Stride Freq. [Hz]	2.3	2.3	2.3	2.2	2.2	2.2	2.2	2.2	2.3	2.3
Avg. Stride Length [m]	6.7	7.5	7.4	7.4	7.2	7.3	7.3	7.5	7.4	7.6



[] Ranking at each section and finish
 -:-:- No data available at this section
 NA No data available

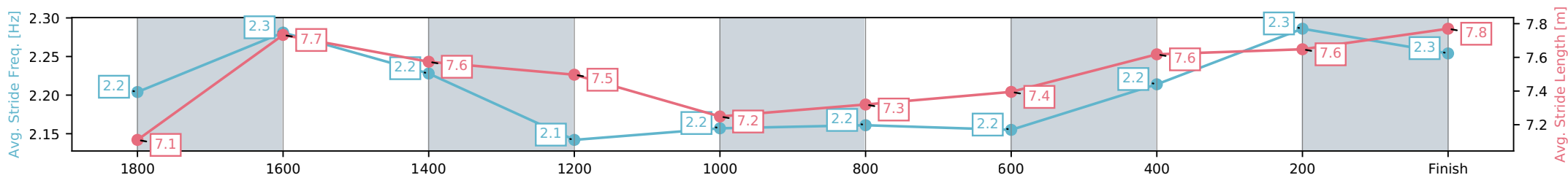
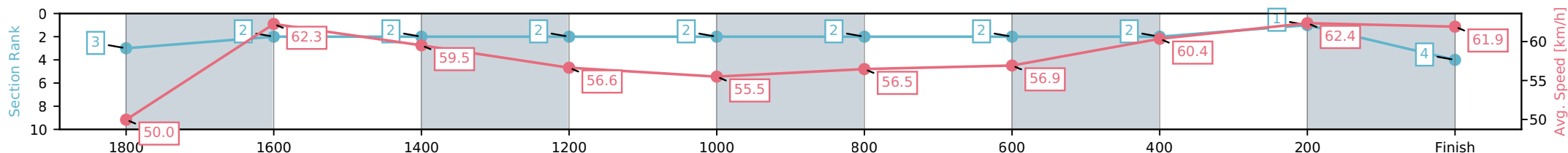
Horse/Jockey Name	Power Pack/Jaden Lloyd
Finish Rank	4
Fastest Section Time (Section)	0:11.34 (1800-1600)
Top Speed [km/h] (Section)	64.1 (1800-1600)
Race State	Finished



Ipswich QLD --Professional-2026-07-08
 Race 4: PRECINCT URBAN PLANNING BENCHMARK 65
 Handicap - 2000m
 08 July 2026 - 2:14PM
 Track Rating: Soft 5, Weather: Fine, Rail Position: +7m Entire



Section	L2000	L1800	L1600	L1400	L1200	L1000	L800	L600	L400	L200
Section Times	2:04.07 (0:14.64)	1:49.43 [3] (0:11.34)	1:38.10 [2] (0:12.05)	1:26.04 [2] (0:12.52)	1:13.52 [2] (0:12.95)	1:00.57 [2] (0:12.75)	0:47.82 [2] (0:12.67)	0:35.16 [2] (0:11.93)	0:23.22 [2] (0:11.57)	0:11.65 [1] (0:11.65)
Average Speed [km/h]	50.0	62.3	59.5	56.6	55.5	56.5	56.9	60.4	62.4	61.9
Top Speed [km/h]	63.9	64.1	60.6	57.7	56.1	56.8	58.3	61.4	63.1	63.0
Avg. Dist. to Rail [m]	2.2	2.5	4.1	3.4	0.8	0.6	0.5	0.2	0.5	0.3
Avg. Stride Freq. [Hz]	2.2	2.3	2.2	2.1	2.2	2.2	2.2	2.2	2.3	2.3
Avg. Stride Length [m]	7.1	7.7	7.6	7.5	7.2	7.3	7.4	7.6	7.6	7.8



[] Ranking at each section and finish
 -:-:- No data available at this section
 NA No data available

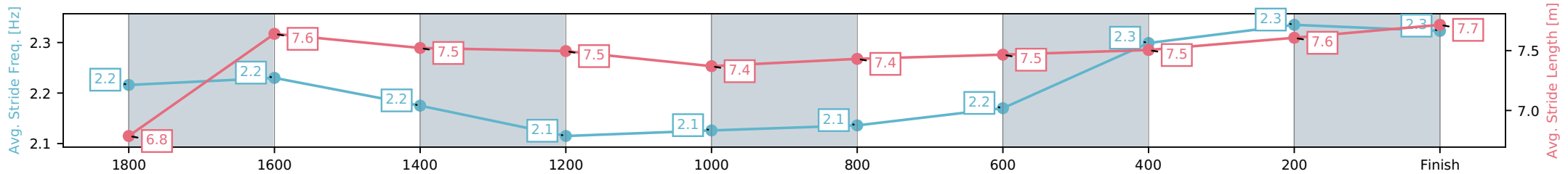
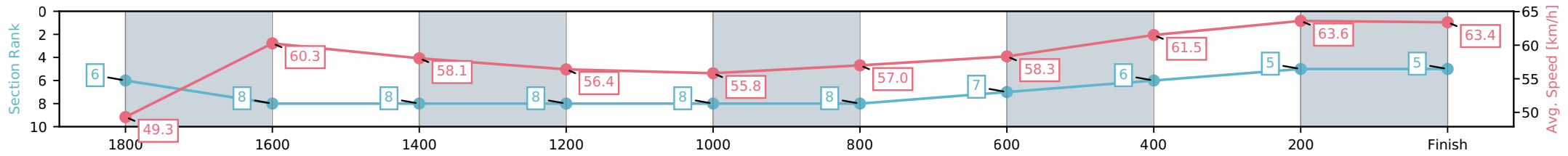
Horse/Jockey Name	Southby/Michael Rodd
Finish Rank	5
Fastest Section Time (Section)	0:11.40 (400-200)
Top Speed [km/h] (Section)	65.0 (400-200)
Race State	Finished



Ipswich QLD --Professional-2026-07-08
 Race 4: PRECINCT URBAN PLANNING BENCHMARK 65
 Handicap - 2000m
 08 July 2026 - 2:14PM
 Track Rating: Soft 5, Weather: Fine, Rail Position: +7m Entire



Section	L2000	L1800	L1600	L1400	L1200	L1000	L800	L600	L400	L200
Section Times	2:04.09 (0:14.89)	1:49.20 [6] (0:11.74)	1:37.46 [8] (0:12.36)	1:25.09 [8] (0:12.60)	1:12.49 [8] (0:12.88)	0:59.61 [8] (0:12.63)	0:46.97 [8] (0:12.39)	0:34.59 [7] (0:11.76)	0:22.83 [6] (0:11.40)	0:11.44 [5] (0:11.44)
Average Speed [km/h]	49.3	60.3	58.1	56.4	55.8	57.0	58.3	61.5	63.6	63.4
Top Speed [km/h]	63.0	62.2	59.8	57.3	56.9	58.6	61.1	62.7	65.0	64.7
Avg. Dist. to Rail [m]	3.3	2.2	3.1	2.7	0.7	0.4	0.9	1.3	2.0	2.2
Avg. Stride Freq. [Hz]	2.2	2.2	2.2	2.1	2.1	2.1	2.2	2.3	2.3	2.3
Avg. Stride Length [m]	6.8	7.6	7.5	7.5	7.4	7.4	7.5	7.5	7.6	7.7



[] Ranking at each section and finish
 -:-:- No data available at this section
 NA No data available

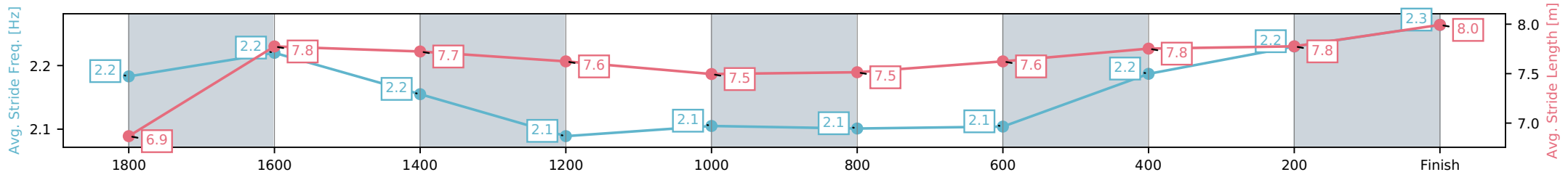
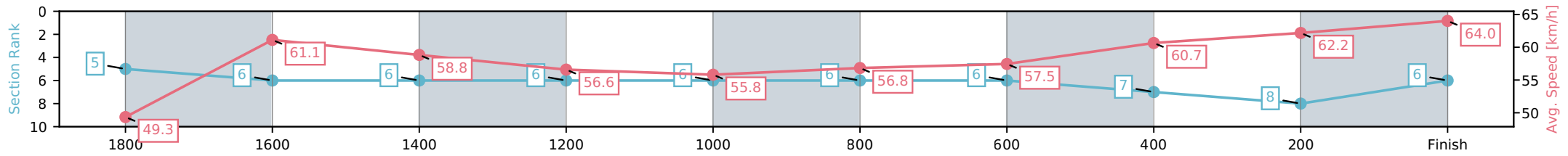
Horse/Jockey Name	Malecon/Brandon Lerena
Finish Rank	6
Fastest Section Time (Section)	0:11.29 (200-0)
Top Speed [km/h] (Section)	65.0 (200-0)
Race State	Finished



Ipswich QLD --Professional-2026-07-08
 Race 4: PRECINCT URBAN PLANNING BENCHMARK 65
 Handicap - 2000m
 08 July 2026 - 2:14PM
 Track Rating: Soft 5, Weather: Fine, Rail Position: +7m Entire



Section	L2000	L1800	L1600	L1400	L1200	L1000	L800	L600	L400	L200
Section Times	2:04.22 (0:14.86)	1:49.36 [5] (0:11.65)	1:37.71 [6] (0:12.22)	1:25.49 [6] (0:12.55)	1:12.94 [6] (0:12.87)	1:00.07 [6] (0:12.67)	0:47.39 [6] (0:12.55)	0:34.85 [6] (0:11.90)	0:22.94 [7] (0:11.65)	0:11.29 [8] (0:11.29)
Average Speed [km/h]	49.3	61.1	58.8	56.6	55.8	56.8	57.5	60.7	62.2	64.0
Top Speed [km/h]	62.3	62.8	60.1	57.3	56.8	58.2	59.1	61.3	64.3	65.0
Avg. Dist. to Rail [m]	4.2	1.3	2.5	2.8	0.7	0.5	0.7	0.6	2.0	3.7
Avg. Stride Freq. [Hz]	2.2	2.2	2.2	2.1	2.1	2.1	2.1	2.2	2.2	2.3
Avg. Stride Length [m]	6.9	7.8	7.7	7.6	7.5	7.5	7.6	7.8	7.8	8.0



[] Ranking at each section and finish
 -:-:- No data available at this section
 NA No data available

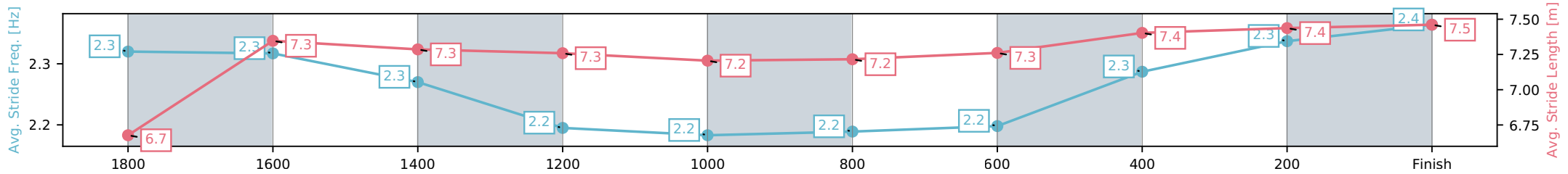
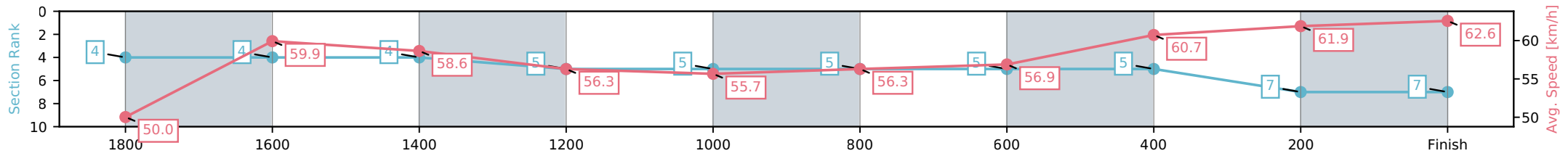
Horse/Jockey Name	Yukanuma/Jai Williams
Finish Rank	7
Fastest Section Time (Section)	0:11.53 (200-0)
Top Speed [km/h] (Section)	63.4 (200-0)
Race State	Finished



Ipswich QLD --Professional-2026-07-08
 Race 4: PRECINCT URBAN PLANNING BENCHMARK 65
 Handicap - 2000m
 08 July 2026 - 2:14PM
 Track Rating: Soft 5, Weather: Fine, Rail Position: +7m Entire



Section	L2000	L1800	L1600	L1400	L1200	L1000	L800	L600	L400	L200
Section Times	2:04.36 (0:14.66)	1:49.70 [4] (0:11.61)	1:38.09 [4] (0:12.24)	1:25.86 [4] (0:12.55)	1:13.30 [5] (0:12.87)	1:00.43 [5] (0:12.74)	0:47.70 [5] (0:12.64)	0:35.06 [5] (0:11.84)	0:23.21 [5] (0:11.68)	0:11.53 [7] (0:11.53)
Average Speed [km/h]	50.0	59.9	58.6	56.3	55.7	56.3	56.9	60.7	61.9	62.6
Top Speed [km/h]	63.1	63.0	59.6	57.5	56.8	57.4	58.1	61.6	62.7	63.4
Avg. Dist. to Rail [m]	2.1	4.1	4.8	3.9	1.2	1.4	0.3	0.3	1.1	0.8
Avg. Stride Freq. [Hz]	2.3	2.3	2.3	2.2	2.2	2.2	2.2	2.3	2.3	2.4
Avg. Stride Length [m]	6.7	7.3	7.3	7.3	7.3	7.2	7.2	7.3	7.4	7.5



[] Ranking at each section and finish
 -.-.- No data available at this section
 NA No data available

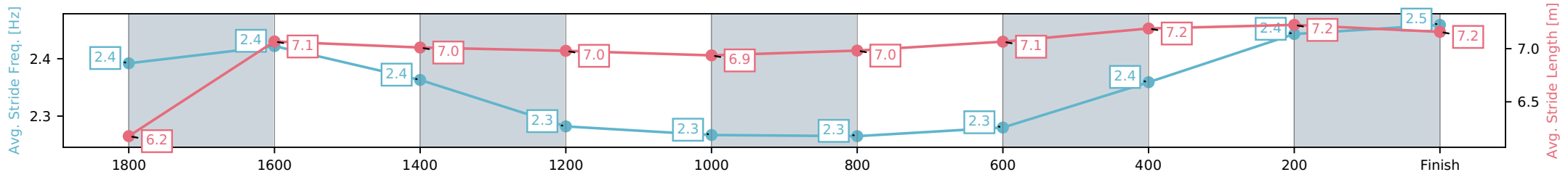
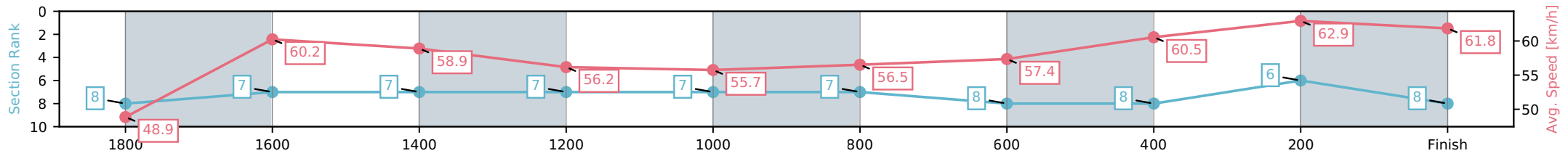
Horse/Jockey Name	Mad Ana/Olivia Kendal
Finish Rank	8
Fastest Section Time (Section)	0:11.40 (400-200)
Top Speed [km/h] (Section)	64.0 (400-200)
Race State	Finished



Ipswich QLD --Professional-2026-07-08
 Race 4: PRECINCT URBAN PLANNING BENCHMARK 65
 Handicap - 2000m
 08 July 2026 - 2:14PM
 Track Rating: Soft 5, Weather: Fine, Rail Position: +7m Entire



Section	L2000	L1800	L1600	L1400	L1200	L1000	L800	L600	L400	L200
Section Times	2:04.45 (0:15.01)	1:49.44 [8] (0:11.62)	1:37.82 [7] (0:12.18)	1:25.64 [7] (0:12.61)	1:13.03 [7] (0:12.86)	1:00.17 [7] (0:12.69)	0:47.48 [7] (0:12.56)	0:34.92 [8] (0:11.85)	0:23.07 [8] (0:11.40)	0:11.67 [6] (0:11.67)
Average Speed [km/h]	48.9	60.2	58.9	56.2	55.7	56.5	57.4	60.5	62.9	61.8
Top Speed [km/h]	62.6	63.1	60.0	57.3	57.4	57.9	59.0	62.2	64.0	63.7
Avg. Dist. to Rail [m]	3.1	3.5	4.4	3.7	1.0	1.1	0.2	0.7	0.7	1.1
Avg. Stride Freq. [Hz]	2.4	2.4	2.4	2.3	2.3	2.3	2.3	2.4	2.4	2.5
Avg. Stride Length [m]	6.2	7.1	7.0	7.0	6.9	7.0	7.1	7.2	7.2	7.2



[] Ranking at each section and finish
 -:-:- No data available at this section
 NA No data available



Ipswich QLD
 Race 5: TAB Class 1 Plate - 1700m
 08 July 2026 - 2:49PM



Track Rating: Soft 5, Weather: Fine, Rail Position: +7m Entire

Field Times (Race Tempo) 1:43.37 (0:08.31) 1:35.06 (0:11.36) 1:23.70 (0:11.63) 1:12.07 (0:11.89) 1:00.19 (0:12.13) 0:48.06 (0:12.21) 0:35.85 (0:11.63) 0:24.22 (0:12.10)

Rank	TAB#	Horse	Overall Time	First 400m	Top Speed km/h (Section)	L1700	L1600	L1400	L1200	L1000	L800	L600	L400
	(BAR#)	Jockey	Margin (DT-W)	Last 600m	Fastest Section (Time)	Start - 1600	1600 - 1400	1400 - 1200	1200 - 1000	1000 - 800	800 - 600	600 - 400	400 - 200
1	11	Riez Souvent	1:43.37	0:26.14	63.3 (400-200)	1:43.37	1:34.74 [7]	1:23.04 [7]	1:11.46 [7]	0:59.39 [7]	0:47.21 [7]	0:35.10 [5]	0:23.54 [5]
	(6)	Ben Thompson		0:35.10	600-400 (0:11.56)	(0:08.62)	(0:11.70)	(0:11.58)	(0:12.07)	(0:12.18)	(0:12.11)	(0:11.56)	(0:11.67)
2	8	Barcelo	1:43.50	0:25.77	62.9 (600-400)	1:43.50	1:35.10 [2]	1:23.48 [4]	1:11.97 [3]	0:59.82 [4]	0:47.60 [4]	0:35.36 [4]	0:23.74 [4]
	(5)	Kyle Wilson-Taylor	0.7L (+4)	0:35.36	1400-1200 (0:11.51)	(0:08.40)	(0:11.62)	(0:11.51)	(0:12.16)	(0:12.22)	(0:12.24)	(0:11.62)	(0:11.72)
3	10	Hard As Brok	1:43.58	0:25.56	65.7 (1600-1400)	1:43.58	1:35.27 [1]	1:23.91 [1]	1:12.28 [1]	1:00.40 [1]	0:48.27 [1]	0:36.06 [1]	0:24.43 [1]
	(3)	Corey Sutherland	1.2L (+19)	0:36.06	1600-1400 (0:11.36)	(0:08.31)	(0:11.36)	(0:11.63)	(0:11.89)	(0:12.13)	(0:12.21)	(0:11.63)	(0:12.10)
4	1	Caishen	1:43.69	0:25.65	64.4 (1600-1400)	1:43.69	1:35.07 [6]	1:23.68 [3]	1:12.31 [2]	1:00.42 [2]	0:48.24 [2]	0:36.09 [2]	0:24.17 [2]
	(10)	Cejay Graham	1.9L (-3)	0:36.09	1400-1200 (0:11.36)	(0:08.62)	(0:11.40)	(0:11.36)	(0:11.89)	(0:12.18)	(0:12.14)	(0:11.92)	(0:11.88)
5	2	Kundabung	1:43.87	0:25.78	64.1 (1600-1400)	1:43.87	1:35.37 [3]	1:23.93 [2]	1:12.28 [4]	1:00.32 [3]	0:48.18 [3]	0:35.99 [3]	0:24.22 [3]
	(2)	Ryan Maloney	3.0L (+15)	0:35.99	1600-1400 (0:11.44)	(0:08.50)	(0:11.44)	(0:11.64)	(0:11.96)	(0:12.14)	(0:12.19)	(0:11.77)	(0:11.97)
6	3	Ormond Road	1:44.22	0:26.38	63.8 (600-400)	1:44.22	1:35.50 [9]	1:23.75 [9]	1:11.98 [9]	0:59.98 [9]	0:47.77 [9]	0:35.56 [8]	0:23.86 [8]
	(4)	Dan McGillivray	5.0L (+4)	0:35.55	600-400 (0:11.69)	(0:08.72)	(0:11.75)	(0:11.76)	(0:12.01)	(0:12.20)	(0:12.22)	(0:11.69)	(0:11.90)
7	13	Port River Billie	1:44.26	0:26.56	63.7 (1600-1400)	1:44.26	1:35.20 [10]	1:23.52 [11]	1:11.90 [10]	0:59.91 [10]	0:47.59 [11]	0:35.41 [10]	0:23.64 [10]
	(11)	Ashley Butler	5.2L (+3)	0:35.42	1400-1200 (0:11.62)	(0:09.06)	(0:11.68)	(0:11.62)	(0:11.99)	(0:12.32)	(0:12.18)	(0:11.77)	(0:11.83)
8	5	Sea Warning	1:44.60	0:26.21	62.4 (1400-1200)	1:44.60	1:35.95 [8]	1:24.17 [8]	1:12.52 [8]	1:00.45 [8]	0:48.19 [8]	0:35.91 [9]	0:23.92 [11]
	(8)	Brandon Lerena	7.2L (-4)	0:35.91	1400-1200 (0:11.65)	(0:08.65)	(0:11.78)	(0:11.65)	(0:12.06)	(0:12.26)	(0:12.28)	(0:11.99)	(0:12.03)
9	4	Roaring Success	1:44.60	0:26.46	64.5 (400-200)	1:44.60	1:35.54 [11]	1:23.93 [10]	1:12.22 [11]	1:00.22 [11]	0:48.05 [10]	0:35.60 [11]	0:24.06 [9]
	(9)	Paul Hamblin	7.2L (+10)	0:35.60	600-400 (0:11.54)	(0:09.06)	(0:11.61)	(0:11.70)	(0:12.01)	(0:12.17)	(0:12.45)	(0:11.54)	(0:11.74)
10	6	Weekend Artist	1:44.72	0:25.93	62.7 (1600-1400)	1:44.72	1:36.19 [4]	1:24.58 [6]	1:12.99 [5]	1:00.90 [5]	0:48.62 [5]	0:36.37 [6]	0:24.43 [6]
	(7)	Benjamin Osmond	7.9L (-5)	0:36.37	1400-1200 (0:11.59)	(0:08.53)	(0:11.62)	(0:11.59)	(0:12.09)	(0:12.28)	(0:12.25)	(0:11.94)	(0:11.97)

Scratched: And I Am (#7), Difronzo (#9)

Report Created: Wed 08 July 2026

(Note: Races are conducted over an approximate distance as close as possible to the advertised distance, and recorded data may vary accordingly. Official times refer to race times only and do not include handicap times.)

[] Position in running at each section and finish
 -:--:-- No data available at this section
 NA No data available
 DNT Did not track

TAB# Saddle cloth number
 BAR# Barrier/Gate Position
 DNF Did not finish
 DT-W Distance travelled compared to winner in metres

Fastest split
 Fastest section

data processed by TRIPLESDATA



Ipswich QLD
 Race 5: TAB Class 1 Plate - 1700m
 08 July 2026 - 2:49PM



Track Rating: Soft 5, Weather: Fine, Rail Position: +7m Entire

Field Times (Race Tempo) 1:43.37 (0:08.31) 1:35.06 (0:11.36) 1:23.70 (0:11.63) 1:12.07 (0:11.89) 1:00.19 (0:12.13) 0:48.06 (0:12.21) 0:35.85 (0:11.63) 0:24.22 (0:12.10)

Rank	TAB#	Horse	Overall Time	First 400m	Top Speed km/h (Section)	L1700	L1600	L1400	L1200	L1000	L800	L600	L400
	(BAR#)	Jockey	Margin (DT-W)	Last 600m	Fastest Section (Time)	Start - 1600	1600 - 1400	1400 - 1200	1200 - 1000	1000 - 800	800 - 600	600 - 400	400 - 200
11	12	Exceed The Sky	1:45.64	0:26.01	63.0 (1600-1400)	1:45.64	1:37.10 [5]	1:25.50 [5]	1:13.81 [6]	1:01.80 [6]	0:49.49 [6]	0:37.17 [7]	0:25.30 [7]
	(1)	Montanna Savva	13.3L (+4)	0:37.17	1600-1400 (0:11.59)	(0:08.54)	(0:11.59)	(0:11.69)	(0:12.01)	(0:12.31)	(0:12.32)	(0:11.87)	(0:12.02)

Scratched: And I Am (#7), Difronzo (#9)

Report Created: Wed 08 July 2026

(Note: Races are conducted over an approximate distance as close as possible to the advertised distance, and recorded data may vary accordingly. Official times refer to race times only and do not include handicap times.)

[] Position in running at each section and finish TAB# Saddle cloth number
 -:-:- No data available at this section BAR# Barrier/Gate Position
 NA No data available DNF Did not finish
 DNT Did not track DT-W Distance travelled compared to winner in metres

Fastest split
 Fastest section



Ipswich QLD
 Race 5: TAB Class 1 Plate - 1700m
 08 July 2026 - 2:49PM



Track Rating: Soft 5, Weather: Fine, Rail Position: +7m Entire

Field Times 0:12.12
 (Race Tempo) (0:12.12)

Rank	TAB#	Horse	Overall Time	First 400m	Top Speed km/h (Section)	L200								
	(BAR#)	Jockey	Margin (DT-W)	Last 600m	Fastest Section (Time)	200 - Finish								
1	11	Riez Souvent	1:43.37	0:26.14	63.3 (400-200)	0:11.87 [4]								
	(6)	Ben Thompson		0:35.10	600-400 (0:11.56)	(0:11.87)								
2	8	Barcelo	1:43.50	0:25.77	62.9 (600-400)	0:12.02 [3]								
	(5)	Kyle Wilson-Taylor	0.7L (+4)	0:35.36	1400-1200 (0:11.51)	(0:12.02)								
3	10	Hard As Brok	1:43.58	0:25.56	65.7 (1600-1400)	0:12.33 [1]								
	(3)	Corey Sutherland	1.2L (+19)	0:36.06	1600-1400 (0:11.36)	(0:12.33)								
4	1	Caishen	1:43.69	0:25.65	64.4 (1600-1400)	0:12.29 [2]								
	(10)	Cejay Graham	1.9L (-3)	0:36.09	1400-1200 (0:11.36)	(0:12.29)								
5	2	Kundabung	1:43.87	0:25.78	64.1 (1600-1400)	0:12.25 [5]								
	(2)	Ryan Maloney	3.0L (+15)	0:35.99	1600-1400 (0:11.44)	(0:12.25)								
6	3	Ormond Road	1:44.22	0:26.38	63.8 (600-400)	0:11.96 [6]								
	(4)	Dan McGillivray	5.0L (+4)	0:35.55	600-400 (0:11.69)	(0:11.96)								
7	13	Port River Billie	1:44.26	0:26.56	63.7 (1600-1400)	0:11.82 [10]								
	(11)	Ashley Butler	5.2L (+3)	0:35.42	1400-1200 (0:11.62)	(0:11.82)								
8	5	Sea Warning	1:44.60	0:26.21	62.4 (1400-1200)	0:11.89 [11]								
	(8)	Brandon Lerena	7.2L (-4)	0:35.91	1400-1200 (0:11.65)	(0:11.89)								
9	4	Roaring Success	1:44.60	0:26.46	64.5 (400-200)	0:12.32 [8]								
	(9)	Paul Hamblin	7.2L (+10)	0:35.60	600-400 (0:11.54)	(0:12.32)								
10	6	Weekend Artist	1:44.72	0:25.93	62.7 (1600-1400)	0:12.46 [6]								
	(7)	Benjamin Osmond	7.9L (-5)	0:36.37	1400-1200 (0:11.59)	(0:12.46)								

Scratched: And I Am (#7), Difronzo (#9)

Report Created: Wed 08 July 2026

(Note: Races are conducted over an approximate distance as close as possible to the advertised distance, and recorded data may vary accordingly. Official times refer to race times only and do not include handicap times.)

[] Position in running at each section and finish
 -:--:-- No data available at this section
 NA No data available
 DNT Did not track

TAB# Saddle cloth number
 BAR# Barrier/Gate Position
 DNF Did not finish
 DT-W Distance travelled compared to winner in metres

Fastest split
 Fastest section

data processed by TRIPLESDATA



Ipswich QLD
 Race 5: TAB Class 1 Plate - 1700m
 08 July 2026 - 2:49PM



Track Rating: Soft 5, Weather: Fine, Rail Position: +7m Entire

Field Times 0:12.12
 (Race Tempo) (0:12.12)

Rank	TAB#	Horse	Overall Time	First 400m	Top Speed km/h (Section)	L200							
	(BAR#)	Jockey	Margin (DT-W)	Last 600m	Fastest Section (Time)	200 - Finish							
11	12	Exceed The Sky	1:45.64	0:26.01	63.0 (1600-1400)	0:13.28 [9]							
	(1)	Montanna Savva	13.3L (+4)	0:37.17	1600-1400 (0:11.59)	(0:13.28)							

Scratched: And I Am (#7), Difronzo (#9)

Report Created: Wed 08 July 2026

(Note: Races are conducted over an approximate distance as close as possible to the advertised distance, and recorded data may vary accordingly. Official times refer to race times only and do not include handicap times.)

[] Position in running at each section and finish
 -:--:-- No data available at this section
 NA No data available
 DNT Did not track

TAB# Saddle cloth number
 BAR# Barrier/Gate Position
 DNF Did not finish
 DT-W Distance travelled compared to winner in metres

Fastest split
 Fastest section

Horse/Jockey Name	Riez Souvent/Ben Thompson
Finish Rank	1
Fastest Section Time (Section)	0:11.56 (600-400)
Top Speed [km/h] (Section)	63.3 (400-200)
Race State	Finished



Ipswich QLD --Professional-2026-07-08

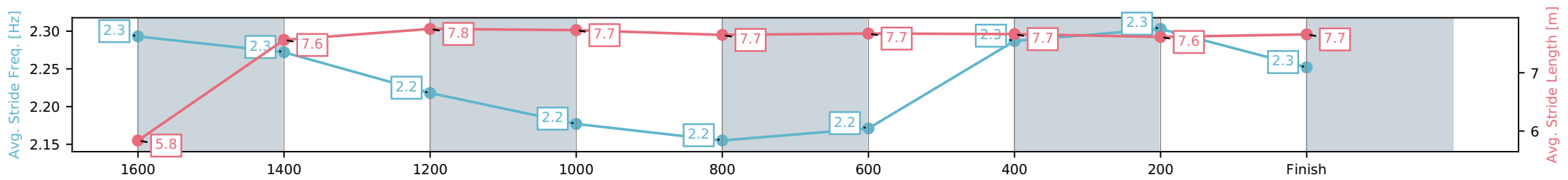
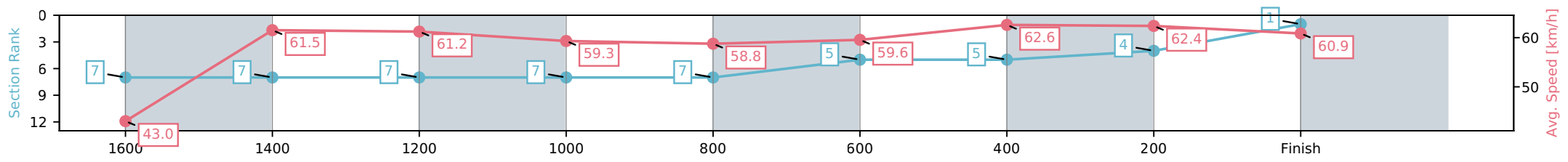
Race 5: TAB Class 1 Plate - 1700m

08 July 2026 - 2:49PM

Track Rating: Soft 5, Weather: Fine, Rail Position: +7m Entire



Section	L1700	L1600	L1400	L1200	L1000	L800	L600	L400	L200
Section Times	1:43.37 (0:08.62)	1:34.74 [7] (0:11.70)	1:23.04 [7] (0:11.58)	1:11.46 [7] (0:12.07)	0:59.39 [7] (0:12.18)	0:47.21 [7] (0:12.11)	0:35.10 [5] (0:11.56)	0:23.54 [5] (0:11.67)	0:11.87 [4] (0:11.87)
Average Speed [km/h]	43.0	61.5	61.2	59.3	58.8	59.6	62.6	62.4	60.9
Top Speed [km/h]	59.3	62.2	61.9	61.2	59.3	61.3	63.3	63.3	62.9
Avg. Dist. to Rail [m]	4.5	2.8	3.2	1.4	1.4	0.4	1.4	3.4	4.7
Avg. Stride Freq. [Hz]	2.3	2.3	2.2	2.2	2.2	2.2	2.3	2.3	2.3
Avg. Stride Length [m]	5.8	7.6	7.8	7.7	7.7	7.7	7.7	7.6	7.7



[] Ranking at each section and finish
 -:-:- No data available at this section
 NA No data available

Horse/Jockey Name	Barcelo/Kyle Wilson-Taylor
Finish Rank	2
Fastest Section Time (Section)	0:11.51 (1400-1200)
Top Speed [km/h] (Section)	62.9 (600-400)
Race State	Finished



Ipswich QLD --Professional-2026-07-08

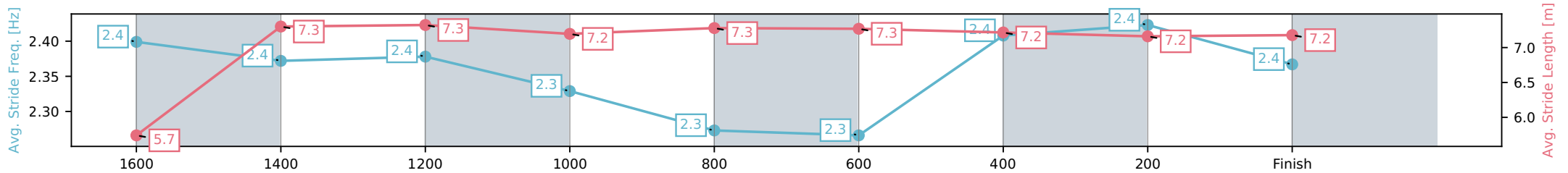
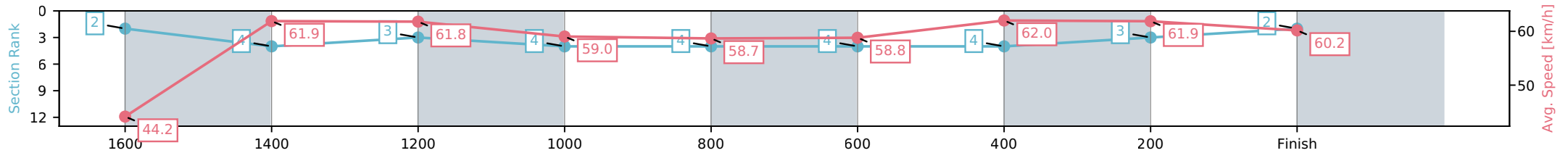
Race 5: TAB Class 1 Plate - 1700m

08 July 2026 - 2:49PM

Track Rating: Soft 5, Weather: Fine, Rail Position: +7m Entire



Section	L1700	L1600	L1400	L1200	L1000	L800	L600	L400	L200
Section Times	1:43.50 (0:08.40)	1:35.10 [2] (0:11.62)	1:23.48 [4] (0:11.51)	1:11.97 [3] (0:12.16)	0:59.82 [4] (0:12.22)	0:47.60 [4] (0:12.24)	0:35.36 [4] (0:11.62)	0:23.74 [4] (0:11.72)	0:12.02 [3] (0:12.02)
Average Speed [km/h]	44.2	61.9	61.8	59.0	58.7	58.8	62.0	61.9	60.2
Top Speed [km/h]	59.1	62.8	62.4	60.8	59.2	59.8	62.9	62.5	62.2
Avg. Dist. to Rail [m]	4.1	2.4	2.9	1.0	1.1	0.2	0.6	2.7	4.4
Avg. Stride Freq. [Hz]	2.4	2.4	2.4	2.3	2.3	2.3	2.4	2.4	2.4
Avg. Stride Length [m]	5.7	7.3	7.3	7.2	7.3	7.3	7.2	7.2	7.2



- [] Ranking at each section and finish
- :-:- No data available at this section
- NA No data available

Horse/Jockey Name	Hard As Brok/Corey Sutherland
Finish Rank	3
Fastest Section Time (Section)	0:11.36 (1600-1400)
Top Speed [km/h] (Section)	65.7 (1600-1400)
Race State	Finished



Ipswich QLD --Professional-2026-07-08

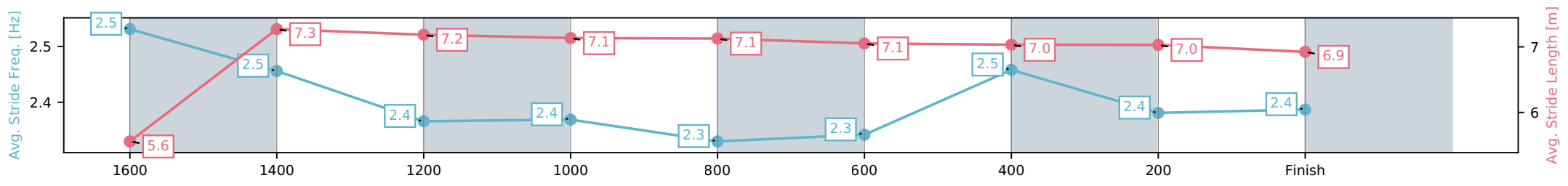
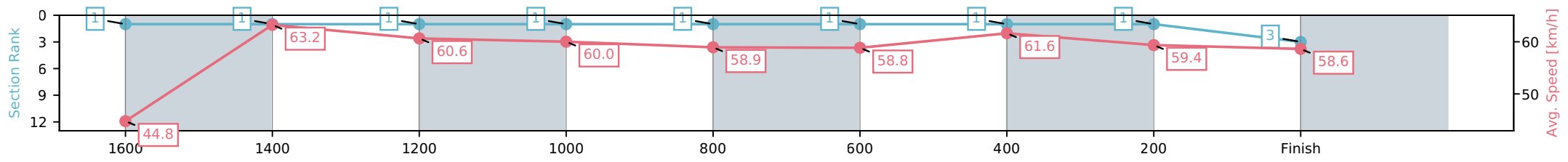
Race 5: TAB Class 1 Plate - 1700m

08 July 2026 - 2:49PM

Track Rating: Soft 5, Weather: Fine, Rail Position: +7m Entire



Section	L1700	L1600	L1400	L1200	L1000	L800	L600	L400	L200
Section Times	1:43.58 (0:08.31)	1:35.27 [1] (0:11.36)	1:23.91 [1] (0:11.63)	1:12.28 [1] (0:11.89)	1:00.40 [1] (0:12.13)	0:48.27 [1] (0:12.21)	0:36.06 [1] (0:11.63)	0:24.43 [1] (0:12.10)	0:12.33 [1] (0:12.33)
Average Speed [km/h]	44.8	63.2	60.6	60.0	58.9	58.8	61.6	59.4	58.6
Top Speed [km/h]	63.1	65.7	62.1	61.2	59.3	59.9	62.3	61.0	59.4
Avg. Dist. to Rail [m]	1.9	3.5	4.5	2.4	2.4	0.7	0.8	0.7	0.4
Avg. Stride Freq. [Hz]	2.5	2.5	2.4	2.4	2.3	2.3	2.5	2.4	2.4
Avg. Stride Length [m]	5.6	7.3	7.2	7.1	7.1	7.1	7.0	7.0	6.9



[] Ranking at each section and finish
 -:-:- No data available at this section
 NA No data available

Horse/Jockey Name	Caishen/Cejay Graham
Finish Rank	4
Fastest Section Time (Section)	0:11.36 (1400-1200)
Top Speed [km/h] (Section)	64.4 (1600-1400)
Race State	Finished



Ipswich QLD --Professional-2026-07-08

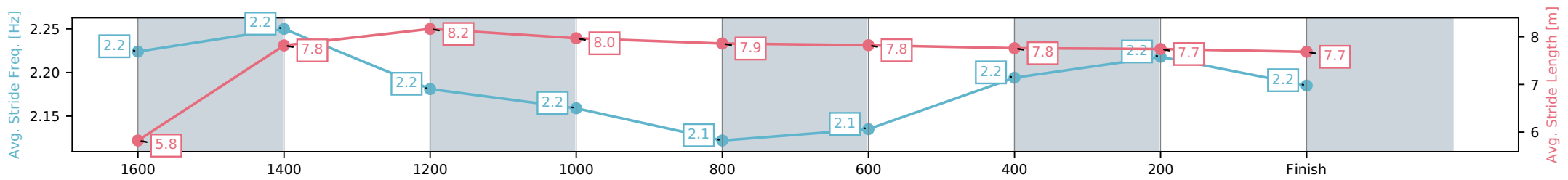
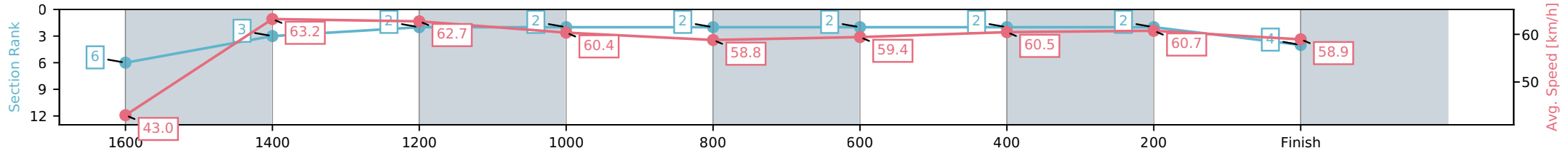
Race 5: TAB Class 1 Plate - 1700m

08 July 2026 - 2:49PM

Track Rating: Soft 5, Weather: Fine, Rail Position: +7m Entire



Section	L1700	L1600	L1400	L1200	L1000	L800	L600	L400	L200
Section Times	1:43.69 (0:08.62)	1:35.07 [6] (0:11.40)	1:23.68 [3] (0:11.36)	1:12.31 [2] (0:11.89)	1:00.42 [2] (0:12.18)	0:48.24 [2] (0:12.14)	0:36.09 [2] (0:11.92)	0:24.17 [2] (0:11.88)	0:12.29 [2] (0:12.29)
Average Speed [km/h]	43.0	63.2	62.7	60.4	58.8	59.4	60.5	60.7	58.9
Top Speed [km/h]	58.5	64.4	63.9	61.9	59.2	60.3	60.8	61.2	61.4
Avg. Dist. to Rail [m]	8.2	2.9	2.2	1.0	1.2	0.4	0.7	0.9	1.3
Avg. Stride Freq. [Hz]	2.2	2.2	2.2	2.2	2.1	2.1	2.2	2.2	2.2
Avg. Stride Length [m]	5.8	7.8	8.2	8.0	7.9	7.8	7.8	7.7	7.7



[] Ranking at each section and finish
 -.-.- No data available at this section
 NA No data available

Horse/Jockey Name	Kundabung/Ryan Maloney
Finish Rank	5
Fastest Section Time (Section)	0:11.44 (1600-1400)
Top Speed [km/h] (Section)	64.1 (1600-1400)
Race State	Finished



Ipswich QLD --Professional-2026-07-08

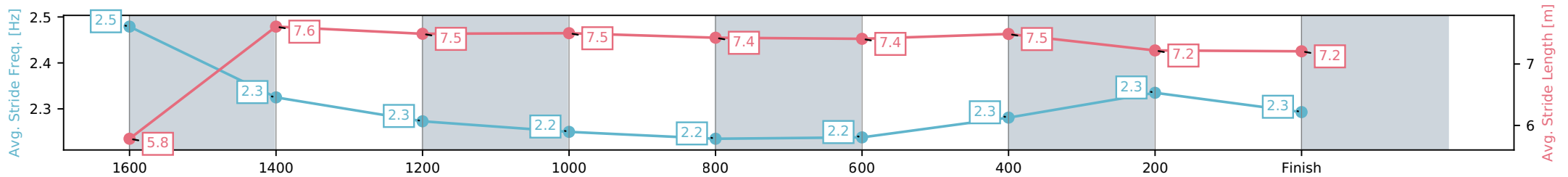
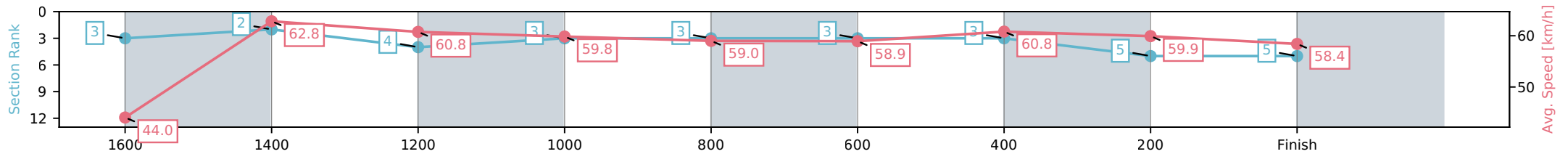
Race 5: TAB Class 1 Plate - 1700m

08 July 2026 - 2:49PM

Track Rating: Soft 5, Weather: Fine, Rail Position: +7m Entire



Section	L1700	L1600	L1400	L1200	L1000	L800	L600	L400	L200
Section Times	1:43.87 (0:08.50)	1:35.37 [3] (0:11.44)	1:23.93 [2] (0:11.64)	1:12.28 [4] (0:11.96)	1:00.32 [3] (0:12.14)	0:48.18 [3] (0:12.19)	0:35.99 [3] (0:11.77)	0:24.22 [3] (0:11.97)	0:12.25 [5] (0:12.25)
Average Speed [km/h]	44.0	62.8	60.8	59.8	59.0	58.9	60.8	59.9	58.4
Top Speed [km/h]	62.5	64.1	61.5	61.0	59.5	59.7	61.7	61.4	60.7
Avg. Dist. to Rail [m]	1.0	3.7	3.9	1.3	1.6	0.4	1.4	0.7	0.9
Avg. Stride Freq. [Hz]	2.5	2.3	2.3	2.2	2.2	2.2	2.3	2.3	2.3
Avg. Stride Length [m]	5.8	7.6	7.5	7.5	7.4	7.4	7.5	7.2	7.2



- [] Ranking at each section and finish
- :-:- No data available at this section
- NA No data available

Horse/Jockey Name	Ormond Road/Dan McGillivray
Finish Rank	6
Fastest Section Time (Section)	0:11.69 (600-400)
Top Speed [km/h] (Section)	63.8 (600-400)
Race State	Finished



Ipswich QLD --Professional-2026-07-08

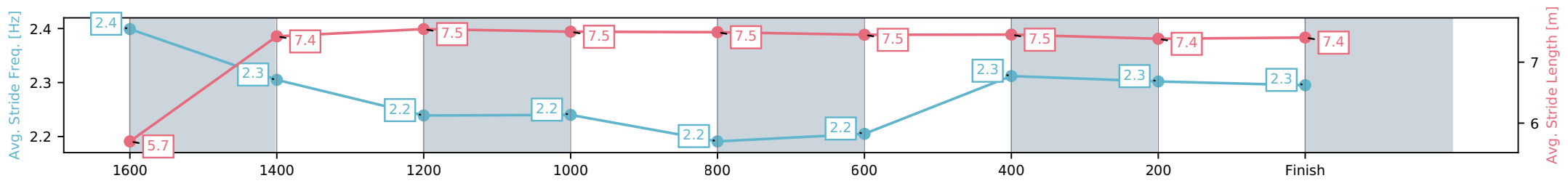
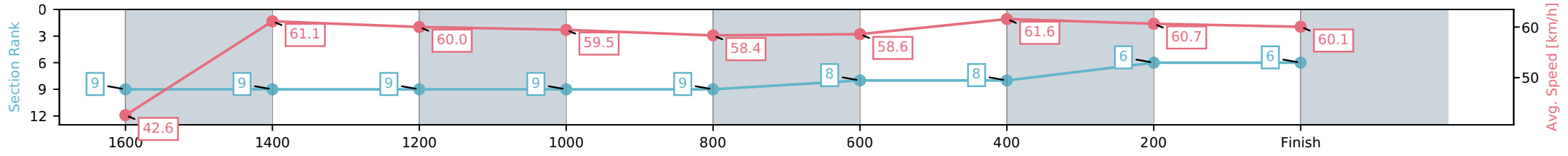
Race 5: TAB Class 1 Plate - 1700m

08 July 2026 - 2:49PM

Track Rating: Soft 5, Weather: Fine, Rail Position: +7m Entire



Section	L1700	L1600	L1400	L1200	L1000	L800	L600	L400	L200
Section Times	1:44.22 (0:08.72)	1:35.50 [9] (0:11.75)	1:23.75 [9] (0:11.76)	1:11.98 [9] (0:12.01)	0:59.98 [9] (0:12.20)	0:47.77 [9] (0:12.22)	0:35.56 [8] (0:11.69)	0:23.86 [8] (0:11.90)	0:11.96 [6] (0:11.96)
Average Speed [km/h]	42.6	61.1	60.0	59.5	58.4	58.6	61.6	60.7	60.1
Top Speed [km/h]	58.9	62.2	61.0	60.9	58.8	60.2	63.8	62.4	61.7
Avg. Dist. to Rail [m]	3.1	3.4	4.2	2.5	3.3	1.7	0.4	1.5	2.4
Avg. Stride Freq. [Hz]	2.4	2.3	2.2	2.2	2.2	2.2	2.3	2.3	2.3
Avg. Stride Length [m]	5.7	7.4	7.5	7.5	7.5	7.5	7.5	7.4	7.4



[] Ranking at each section and finish
 -:-:- No data available at this section
 NA No data available

Horse/Jockey Name	Port River Billie/Ashley Butler
Finish Rank	7
Fastest Section Time (Section)	0:11.62 (1400-1200)
Top Speed [km/h] (Section)	63.7 (1600-1400)
Race State	Finished



Ipswich QLD --Professional-2026-07-08

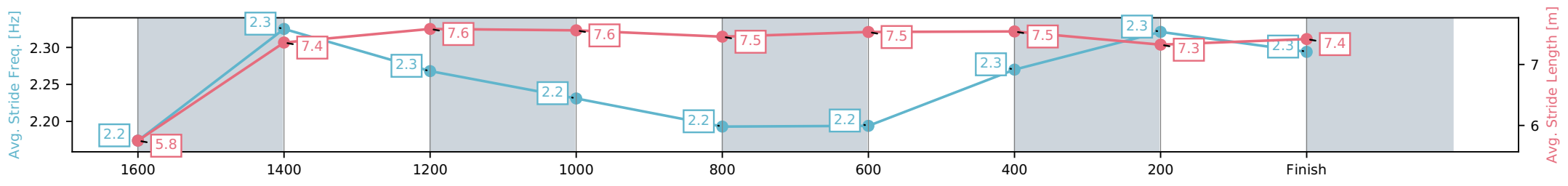
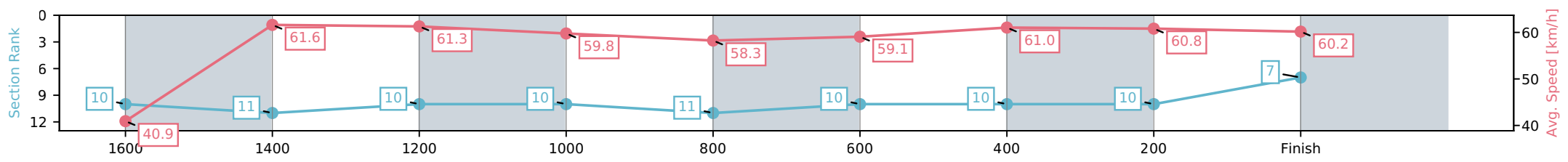
Race 5: TAB Class 1 Plate - 1700m

08 July 2026 - 2:49PM

Track Rating: Soft 5, Weather: Fine, Rail Position: +7m Entire



Section	L1700	L1600	L1400	L1200	L1000	L800	L600	L400	L200
Section Times	1:44.26 (0:09.06)	1:35.20 [10] (0:11.68)	1:23.52 [11] (0:11.62)	1:11.90 [10] (0:11.99)	0:59.91 [10] (0:12.32)	0:47.59 [11] (0:12.18)	0:35.41 [10] (0:11.77)	0:23.64 [10] (0:11.83)	0:11.82 [10] (0:11.82)
Average Speed [km/h]	40.9	61.6	61.3	59.8	58.3	59.1	61.0	60.8	60.2
Top Speed [km/h]	56.3	63.7	61.7	60.7	59.9	60.3	61.9	62.4	61.9
Avg. Dist. to Rail [m]	8.6	1.6	2.2	1.4	0.9	0.3	0.4	0.6	1.3
Avg. Stride Freq. [Hz]	2.2	2.3	2.3	2.2	2.2	2.2	2.3	2.3	2.3
Avg. Stride Length [m]	5.8	7.4	7.6	7.6	7.5	7.5	7.5	7.3	7.4



[] Ranking at each section and finish
 -.-.- No data available at this section
 NA No data available

Horse/Jockey Name	Sea Warning/Brandon Lerena
Finish Rank	8
Fastest Section Time (Section)	0:11.65 (1400-1200)
Top Speed [km/h] (Section)	62.4 (1400-1200)
Race State	Finished



Ipswich QLD --Professional-2026-07-08

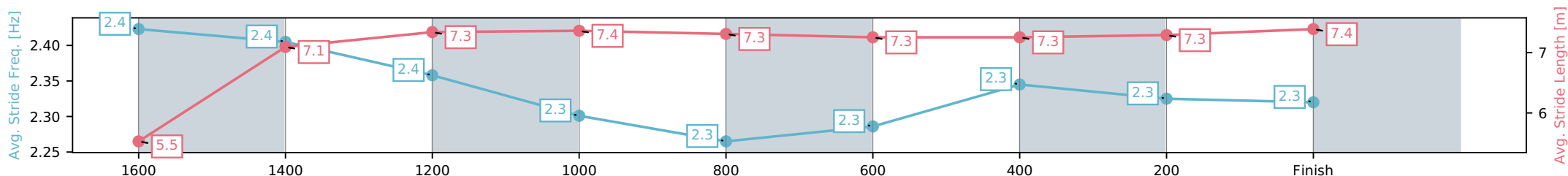
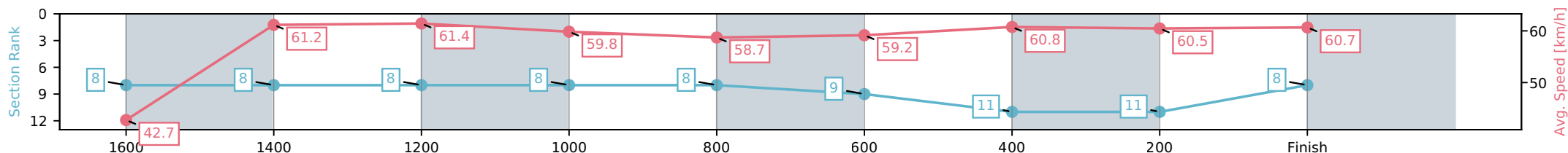
Race 5: TAB Class 1 Plate - 1700m

08 July 2026 - 2:49PM

Track Rating: Soft 5, Weather: Fine, Rail Position: +7m Entire



Section	L1700	L1600	L1400	L1200	L1000	L800	L600	L400	L200
Section Times	1:44.60 (0:08.65)	1:35.95 [8] (0:11.78)	1:24.17 [8] (0:11.65)	1:12.52 [8] (0:12.06)	1:00.45 [8] (0:12.26)	0:48.19 [8] (0:12.28)	0:35.91 [9] (0:11.99)	0:23.92 [11] (0:12.03)	0:11.89 [11] (0:11.89)
Average Speed [km/h]	42.7	61.2	61.4	59.8	58.7	59.2	60.8	60.5	60.7
Top Speed [km/h]	57.9	61.9	62.4	60.8	59.5	59.9	61.8	61.8	61.9
Avg. Dist. to Rail [m]	7.4	2.0	1.4	0.8	0.6	2.2	3.1	3.1	1.5
Avg. Stride Freq. [Hz]	2.4	2.4	2.4	2.3	2.3	2.3	2.3	2.3	2.3
Avg. Stride Length [m]	5.5	7.1	7.3	7.4	7.3	7.3	7.3	7.3	7.4



- [] Ranking at each section and finish
- :-:- No data available at this section
- NA No data available

Horse/Jockey Name	Roaring Success/Paul Hamblin
Finish Rank	9
Fastest Section Time (Section)	0:11.54 (600-400)
Top Speed [km/h] (Section)	64.5 (400-200)
Race State	Finished



Ipswich QLD --Professional-2026-07-08

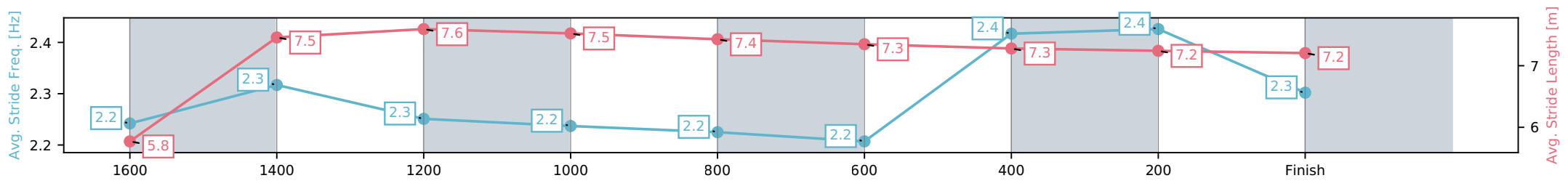
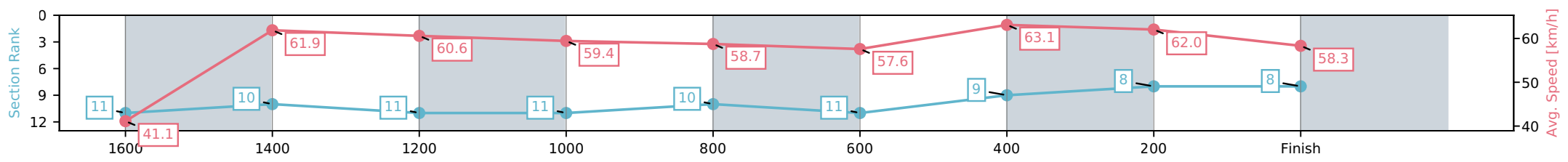
Race 5: TAB Class 1 Plate - 1700m

08 July 2026 - 2:49PM

Track Rating: Soft 5, Weather: Fine, Rail Position: +7m Entire



Section	L1700	L1600	L1400	L1200	L1000	L800	L600	L400	L200
Section Times	1:44.60 (0:09.06)	1:35.54 [11] (0:11.61)	1:23.93 [10] (0:11.70)	1:12.22 [11] (0:12.01)	1:00.22 [11] (0:12.17)	0:48.05 [10] (0:12.45)	0:35.60 [11] (0:11.54)	0:24.06 [9] (0:11.74)	0:12.32 [8] (0:12.32)
Average Speed [km/h]	41.1	61.9	60.6	59.4	58.7	57.6	63.1	62.0	58.3
Top Speed [km/h]	59.4	63.1	61.9	61.3	60.1	58.9	63.9	64.5	61.6
Avg. Dist. to Rail [m]	5.8	3.3	3.5	2.1	2.7	1.0	2.2	4.0	5.0
Avg. Stride Freq. [Hz]	2.2	2.3	2.3	2.2	2.2	2.2	2.4	2.4	2.3
Avg. Stride Length [m]	5.8	7.5	7.6	7.5	7.4	7.3	7.3	7.2	7.2



[] Ranking at each section and finish
 -:-:- No data available at this section
 NA No data available

Horse/Jockey Name	Weekend Artist/Benjamin Osmond
Finish Rank	10
Fastest Section Time (Section)	0:11.59 (1400-1200)
Top Speed [km/h] (Section)	62.7 (1600-1400)
Race State	Finished



Ipswich QLD --Professional-2026-07-08

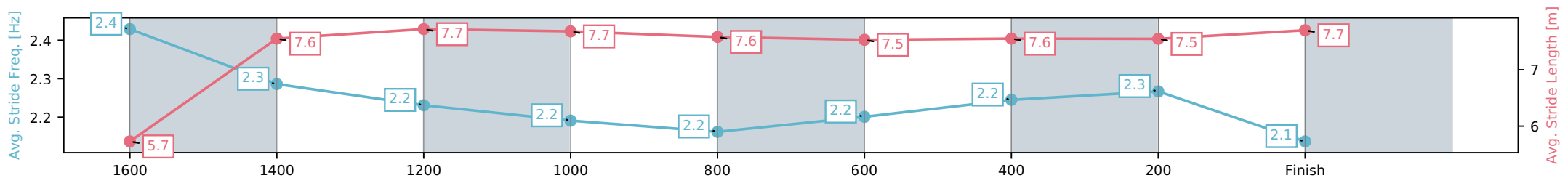
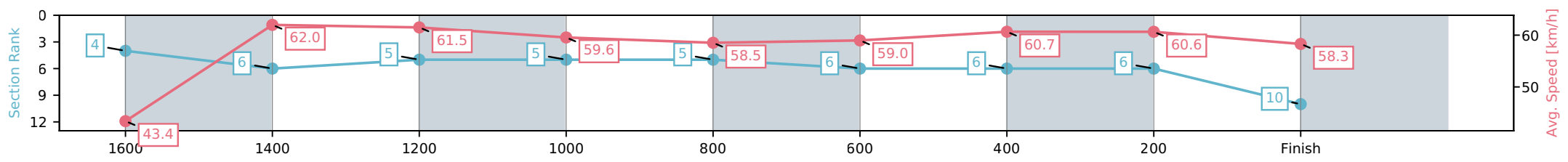
Race 5: TAB Class 1 Plate - 1700m

08 July 2026 - 2:49PM

Track Rating: Soft 5, Weather: Fine, Rail Position: +7m Entire



Section	L1700	L1600	L1400	L1200	L1000	L800	L600	L400	L200
Section Times	1:44.72 (0:08.53)	1:36.19 [4] (0:11.62)	1:24.58 [6] (0:11.59)	1:12.99 [5] (0:12.09)	1:00.90 [5] (0:12.28)	0:48.62 [5] (0:12.25)	0:36.37 [6] (0:11.94)	0:24.43 [6] (0:11.97)	0:12.46 [6] (0:12.46)
Average Speed [km/h]	43.4	62.0	61.5	59.6	58.5	59.0	60.7	60.6	58.3
Top Speed [km/h]	58.8	62.7	61.7	61.7	58.8	59.9	61.6	61.2	60.0
Avg. Dist. to Rail [m]	6.1	1.8	2.1	0.7	0.5	1.2	1.6	2.9	3.5
Avg. Stride Freq. [Hz]	2.4	2.3	2.2	2.2	2.2	2.2	2.2	2.3	2.1
Avg. Stride Length [m]	5.7	7.6	7.7	7.7	7.6	7.5	7.6	7.5	7.7



[] Ranking at each section and finish
 -:-:- No data available at this section
 NA No data available

Horse/Jockey Name	Exceed The Sky/Montanna Savva
Finish Rank	11
Fastest Section Time (Section)	0:11.59 (1600-1400)
Top Speed [km/h] (Section)	63.0 (1600-1400)
Race State	Finished



Ipswich QLD --Professional-2026-07-08

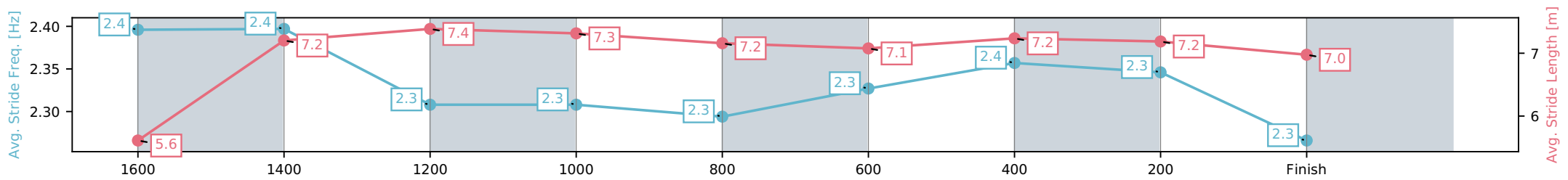
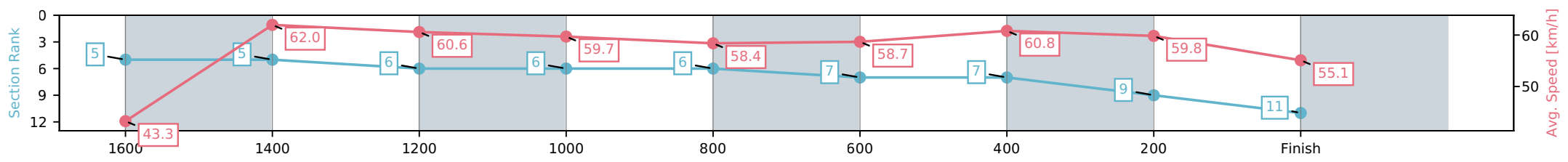
Race 5: TAB Class 1 Plate - 1700m

08 July 2026 - 2:49PM

Track Rating: Soft 5, Weather: Fine, Rail Position: +7m Entire



Section	L1700	L1600	L1400	L1200	L1000	L800	L600	L400	L200
Section Times	1:45.64 (0:08.54)	1:37.10 [5] (0:11.59)	1:25.50 [5] (0:11.69)	1:13.81 [6] (0:12.01)	1:01.80 [6] (0:12.31)	0:49.49 [6] (0:12.32)	0:37.17 [7] (0:11.87)	0:25.30 [7] (0:12.02)	0:13.28 [9] (0:13.28)
Average Speed [km/h]	43.3	62.0	60.6	59.7	58.4	58.7	60.8	59.8	55.1
Top Speed [km/h]	58.2	63.0	61.7	61.2	58.8	60.5	61.6	60.7	60.2
Avg. Dist. to Rail [m]	0.7	3.5	3.6	1.0	0.5	1.2	0.8	0.4	0.8
Avg. Stride Freq. [Hz]	2.4	2.4	2.3	2.3	2.3	2.3	2.4	2.3	2.3
Avg. Stride Length [m]	5.6	7.2	7.4	7.3	7.2	7.1	7.2	7.2	7.0



[] Ranking at each section and finish
 -:-:- No data available at this section
 NA No data available



Ipswich QLD

Race 6: SCHWEPPES QTIS Three-Year-Old and Four-Year-Old Handicap - 1200m

08 July 2026 - 3:25PM

Track Rating: Soft 5, Weather: Fine, Rail Position: +7m Entire Circuit



Field Times (Race Tempo) 1:10.37 0:57.09 0:46.16 0:34.78 0:23.42 0:11.80
 (0:13.28) (0:10.93) (0:11.37) (0:11.36) (0:11.62) (0:11.80)

Rank	TAB#	Horse	Overall Time	First 400m	Top Speed km/h (Section)	L1200	L1000	L800	L600	L400	L200		
	(BAR#)	Jockey	Margin (DT-W)	Last 600m	Fastest Section (Time)	Start - 1000	1000 - 800	800 - 600	600 - 400	400 - 200	200 - Finish		
1	6	Moshulu Spirit	1:10.37	0:24.52	67.8 (1200 - 1000)	1:10.37	0:56.67 [3]	0:45.84 [3]	0:34.40 [4]	0:23.04 [4]	0:11.74 [3]		
	(4)	Ben Thompson		0:34.40	1000-800 (0:10.82)	(0:13.70)	(0:10.82)	(0:11.44)	(0:11.36)	(0:11.30)	(0:11.74)		
2	8	Warrior Bae	1:10.48	0:24.75	68.7 (1000-800)	1:10.48	0:56.40 [5]	0:45.73 [5]	0:34.33 [5]	0:22.91 [6]	0:11.72 [5]		
	(6)	Daniel Moor	0.7L (+1)	0:34.34	1000-800 (0:10.67)	(0:14.08)	(0:10.67)	(0:11.39)	(0:11.43)	(0:11.19)	(0:11.72)		
3	9	Whispering Rogue	1:10.64	0:24.21	68.6 (1200 - 1000)	1:10.64	0:57.36 [1]	0:46.43 [1]	0:35.05 [1]	0:23.69 [1]	0:12.07 [1]		
	(5)	Tahlia Fenlon	1.6L (+0)	0:35.05	1000-800 (0:10.93)	(0:13.28)	(0:10.93)	(0:11.37)	(0:11.36)	(0:11.62)	(0:12.07)		
4	10	Carbonara	1:10.76	0:24.41	67.1 (1200 - 1000)	1:10.76	0:57.31 [2]	0:46.35 [2]	0:35.01 [2]	0:23.68 [2]	0:12.19 [2]		
	(1)	Cejay Graham	2.3L (-4)	0:35.01	1000-800 (0:10.96)	(0:13.45)	(0:10.96)	(0:11.34)	(0:11.33)	(0:11.49)	(0:12.19)		
5	2	Paleface Ringo	1:10.79	0:24.99	69.6 (1000-800)	1:10.79	0:56.38 [6]	0:45.80 [6]	0:34.54 [6]	0:23.37 [5]	0:12.01 [6]		
	(3)	Micheal Hellyer	2.5L (-1)	0:34.53	1000-800 (0:10.58)	(0:14.41)	(0:10.58)	(0:11.26)	(0:11.16)	(0:11.36)	(0:12.01)		
6	5	Satisfied Mugs	1:10.83	0:24.59	67.2 (1000-800)	1:10.83	0:57.04 [4]	0:46.24 [4]	0:34.95 [3]	0:23.62 [3]	0:12.14 [4]		
	(2)	Ashley Butler	2.7L (+3)	0:34.95	1000-800 (0:10.80)	(0:13.79)	(0:10.80)	(0:11.28)	(0:11.34)	(0:11.47)	(0:12.14)		

Scratched: Mishani Crown (#1), Joy A Plenty (#3), Petite Palace (#4), Artistic Endeavour (#7), Esprit Du Jour (#11)

Report Created: Wed 08 July 2026

(Note: Races are conducted over an approximate distance as close as possible to the advertised distance, and recorded data may vary accordingly. Official times refer to race times only and do not include handicap times.)

[] Position in running at each section and finish TAB# Saddle cloth number
 -:-:- No data available at this section BAR# Barrier/Gate Position
 NA No data available DNF Did not finish
 DNT Did not track DT-W Distance travelled compared to winner in metres

Fastest split
 Fastest section

data processed by TRIPLESDATA

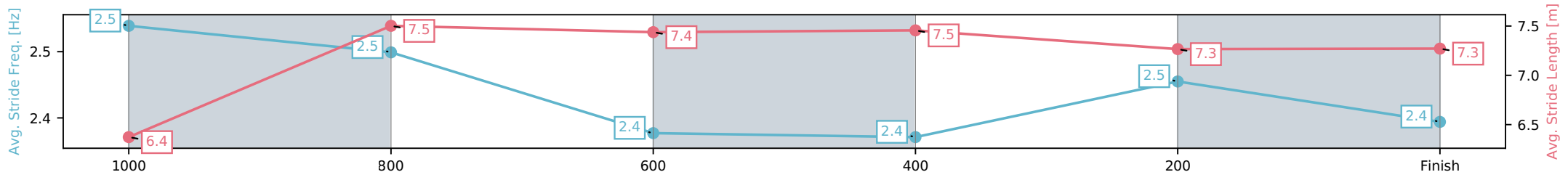
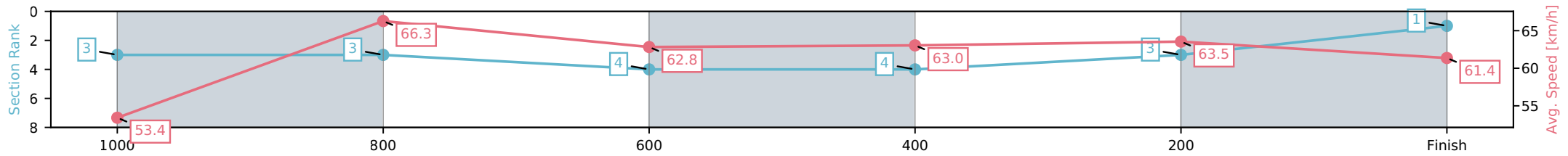
Horse/Jockey Name	Moshulu Spirit/Ben Thompson
Finish Rank	1
Fastest Section Time (Section)	0:10.82 (1000-800)
Top Speed [km/h] (Section)	67.8 (1200 - 1000)
Race State	Finished



Ipswich QLD --Professional-2026-07-08
 Race 6: SCHWEPPE QTIS Three-Year-Old and Four-Year-Old Handicap - 1200m
 08 July 2026 - 3:25PM
 Track Rating: Soft 5, Weather: Fine, Rail Position: +7m Entire Circuit



Section	L1200	L1000	L800	L600	L400	L200
Section Times	1:10.37 (0:13.70)	0:56.67 [3] (0:10.82)	0:45.84 [3] (0:11.44)	0:34.40 [4] (0:11.36)	0:23.04 [4] (0:11.30)	0:11.74 [3] (0:11.74)
Average Speed [km/h]	53.4	66.3	62.8	63.0	63.5	61.4
Top Speed [km/h]	67.8	67.6	64.5	64.7	65.0	64.4
Avg. Dist. to Rail [m]	1.4	1.4	0.4	1.0	0.8	0.8
Avg. Stride Freq. [Hz]	2.5	2.5	2.4	2.4	2.5	2.4
Avg. Stride Length [m]	6.4	7.5	7.4	7.5	7.3	7.3



[] Ranking at each section and finish
 -.-.- No data available at this section
 NA No data available

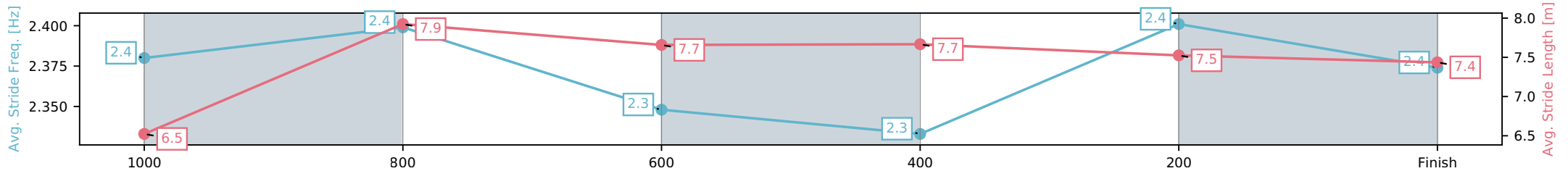
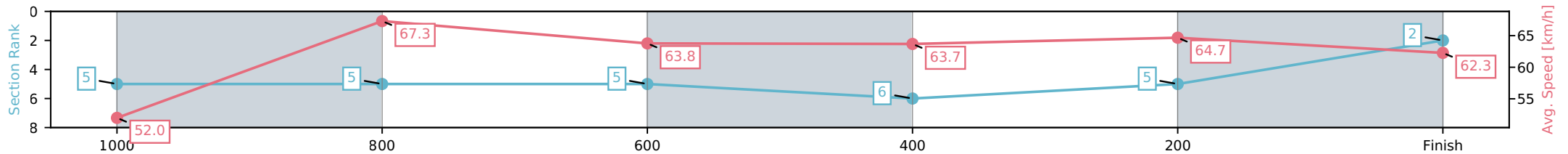
Horse/Jockey Name	Warrior Bae/Daniel Moor
Finish Rank	2
Fastest Section Time (Section)	0:10.67 (1000-800)
Top Speed [km/h] (Section)	68.7 (1000-800)
Race State	Finished



Ipswich QLD --Professional-2026-07-08
 Race 6: SCHWEPPE QTIS Three-Year-Old and Four-Year-Old Handicap - 1200m
 08 July 2026 - 3:25PM
 Track Rating: Soft 5, Weather: Fine, Rail Position: +7m Entire Circuit



Section	L1200	L1000	L800	L600	L400	L200
Section Times	1:10.48 (0:14.08)	0:56.40 [5] (0:10.67)	0:45.73 [5] (0:11.39)	0:34.33 [5] (0:11.43)	0:22.91 [6] (0:11.19)	0:11.72 [5] (0:11.72)
Average Speed [km/h]	52.0	67.3	63.8	63.7	64.7	62.3
Top Speed [km/h]	68.2	68.7	65.1	64.5	66.0	65.2
Avg. Dist. to Rail [m]	2.5	0.8	2.3	2.8	1.4	2.4
Avg. Stride Freq. [Hz]	2.4	2.4	2.3	2.3	2.4	2.4
Avg. Stride Length [m]	6.5	7.9	7.7	7.7	7.5	7.4



- [] Ranking at each section and finish
- :-:- No data available at this section
- NA No data available

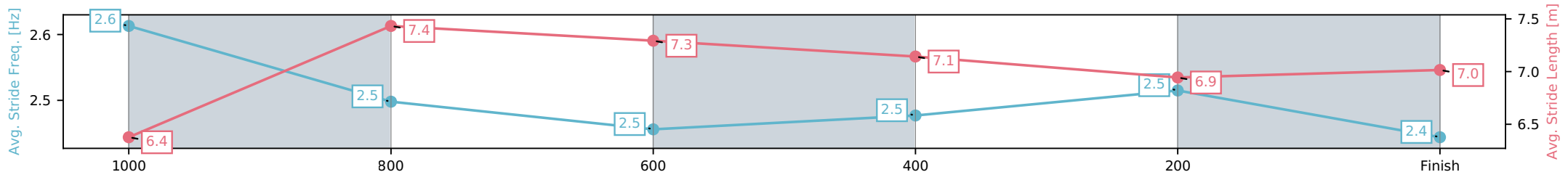
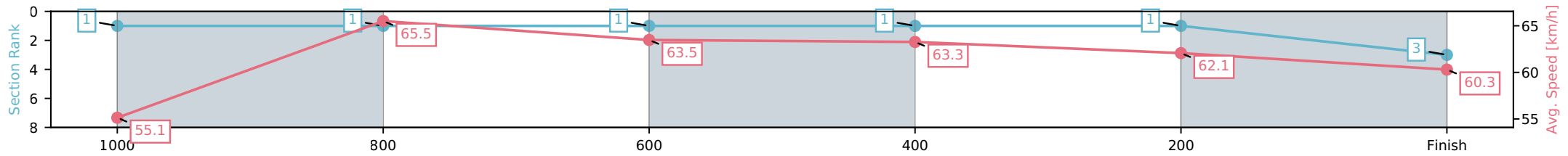
Horse/Jockey Name	Whispering Rogue/Tahlia Fenlon
Finish Rank	3
Fastest Section Time (Section)	0:10.93 (1000-800)
Top Speed [km/h] (Section)	68.6 (1200 - 1000)
Race State	Finished



Ipswich QLD --Professional-2026-07-08
 Race 6: SCHWEPPE QTIS Three-Year-Old and Four-Year-Old Handicap - 1200m
 08 July 2026 - 3:25PM
 Track Rating: Soft 5, Weather: Fine, Rail Position: +7m Entire Circuit



Section	L1200	L1000	L800	L600	L400	L200
Section Times	1:10.64 (0:13.28)	0:57.36 [1] (0:10.93)	0:46.43 [1] (0:11.37)	0:35.05 [1] (0:11.36)	0:23.69 [1] (0:11.62)	0:12.07 [1] (0:12.07)
Average Speed [km/h]	55.1	65.5	63.5	63.3	62.1	60.3
Top Speed [km/h]	68.6	68.5	65.4	64.0	63.6	62.8
Avg. Dist. to Rail [m]	1.6	2.0	0.9	0.5	0.6	0.7
Avg. Stride Freq. [Hz]	2.6	2.5	2.5	2.5	2.5	2.4
Avg. Stride Length [m]	6.4	7.4	7.3	7.1	6.9	7.0



[] Ranking at each section and finish
 -.-.- No data available at this section
 NA No data available

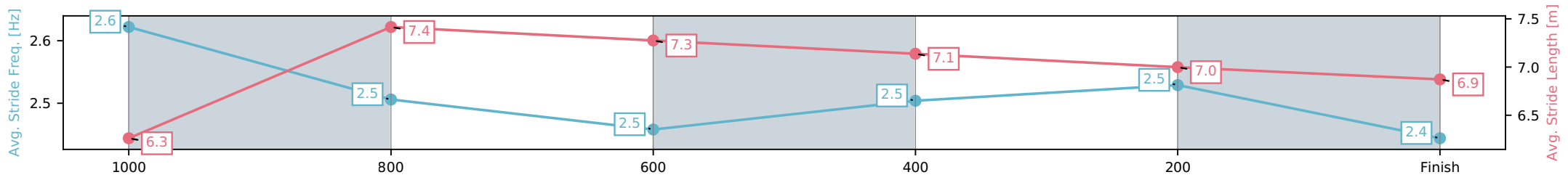
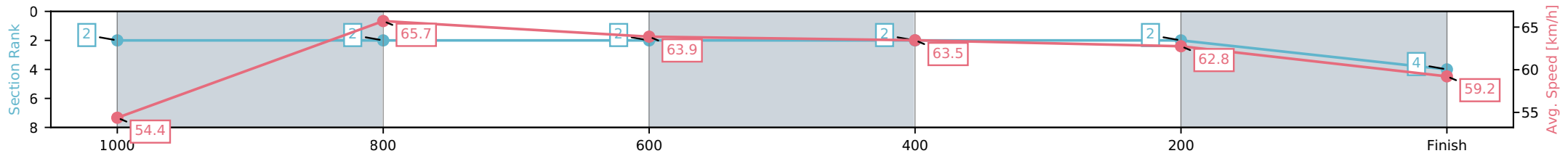
Horse/Jockey Name	Carbonara/Cejay Graham
Finish Rank	4
Fastest Section Time (Section)	0:10.96 (1000-800)
Top Speed [km/h] (Section)	67.1 (1200 - 1000)
Race State	Finished



Ipswich QLD --Professional-2026-07-08
 Race 6: SCHWEPPE QTIS Three-Year-Old and Four-Year-Old Handicap - 1200m
 08 July 2026 - 3:25PM
 Track Rating: Soft 5, Weather: Fine, Rail Position: +7m Entire Circuit



Section	L1200	L1000	L800	L600	L400	L200
Section Times	1:10.76 (0:13.45)	0:57.31 [2] (0:10.96)	0:46.35 [2] (0:11.34)	0:35.01 [2] (0:11.33)	0:23.68 [2] (0:11.49)	0:12.19 [2] (0:12.19)
Average Speed [km/h]	54.4	65.7	63.9	63.5	62.8	59.2
Top Speed [km/h]	67.1	66.8	64.6	64.1	63.8	61.8
Avg. Dist. to Rail [m]	0.6	0.4	1.5	0.5	0.5	0.8
Avg. Stride Freq. [Hz]	2.6	2.5	2.5	2.5	2.5	2.4
Avg. Stride Length [m]	6.3	7.4	7.3	7.1	7.0	6.9



[] Ranking at each section and finish
 -:-:- No data available at this section
 NA No data available

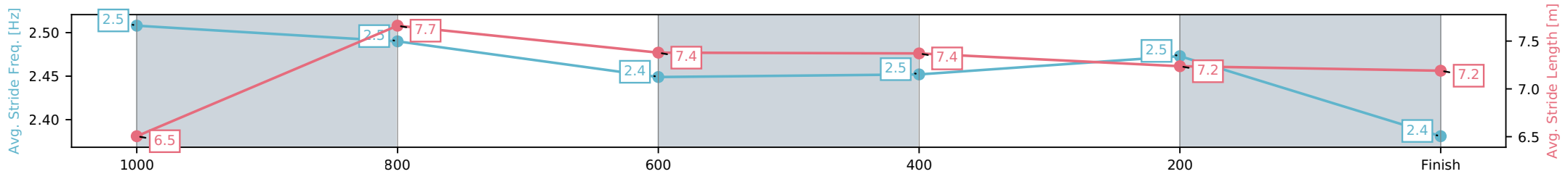
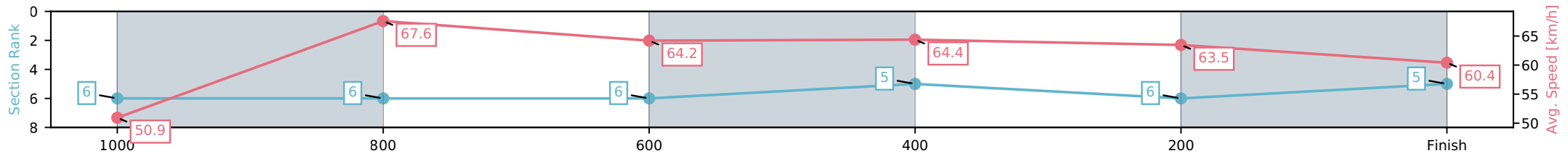
Horse/Jockey Name	Paleface Ringo/Micheal Hellyer
Finish Rank	5
Fastest Section Time (Section)	0:10.58 (1000-800)
Top Speed [km/h] (Section)	69.6 (1000-800)
Race State	Finished



Ipswich QLD --Professional-2026-07-08
 Race 6: SCHWEPPE QTIS Three-Year-Old and Four-Year-Old Handicap - 1200m
 08 July 2026 - 3:25PM
 Track Rating: Soft 5, Weather: Fine, Rail Position: +7m Entire Circuit



Section	L1200	L1000	L800	L600	L400	L200
Section Times	1:10.79 (0:14.41)	0:56.38 [6] (0:10.58)	0:45.80 [6] (0:11.26)	0:34.54 [6] (0:11.16)	0:23.37 [5] (0:11.36)	0:12.01 [6] (0:12.01)
Average Speed [km/h]	50.9	67.6	64.2	64.4	63.5	60.4
Top Speed [km/h]	68.6	69.6	65.2	65.9	64.4	63.5
Avg. Dist. to Rail [m]	1.1	1.8	1.0	0.3	1.1	2.8
Avg. Stride Freq. [Hz]	2.5	2.5	2.4	2.5	2.5	2.4
Avg. Stride Length [m]	6.5	7.7	7.4	7.4	7.2	7.2



[] Ranking at each section and finish
 -.-.- No data available at this section
 NA No data available

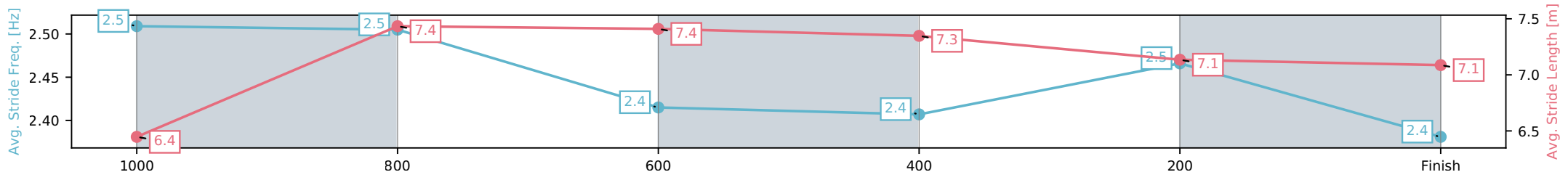
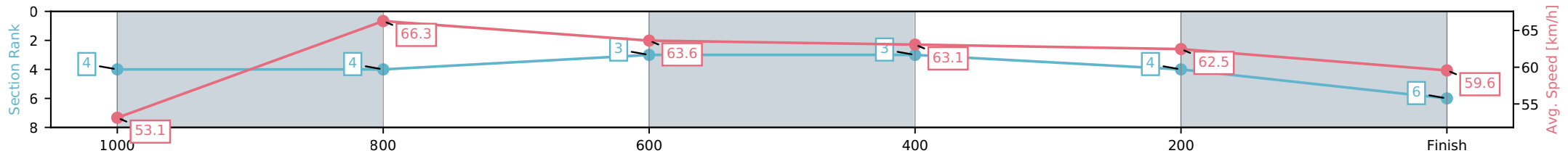
Horse/Jockey Name	Satisfied Mugs/Ashley Butler
Finish Rank	6
Fastest Section Time (Section)	0:10.80 (1000-800)
Top Speed [km/h] (Section)	67.2 (1000-800)
Race State	Finished



Ipswich QLD --Professional-2026-07-08
 Race 6: SCHWEPPE QTIS Three-Year-Old and Four-Year-Old Handicap - 1200m
 08 July 2026 - 3:25PM
 Track Rating: Soft 5, Weather: Fine, Rail Position: +7m Entire Circuit



Section	L1200	L1000	L800	L600	L400	L200
Section Times	1:10.83 (0:13.79)	0:57.04 [4] (0:10.80)	0:46.24 [4] (0:11.28)	0:34.95 [3] (0:11.34)	0:23.62 [3] (0:11.47)	0:12.14 [4] (0:12.14)
Average Speed [km/h]	53.1	66.3	63.6	63.1	62.5	59.6
Top Speed [km/h]	66.8	67.2	65.5	64.1	64.3	61.9
Avg. Dist. to Rail [m]	0.7	2.1	0.9	1.4	1.1	0.9
Avg. Stride Freq. [Hz]	2.5	2.5	2.4	2.4	2.5	2.4
Avg. Stride Length [m]	6.4	7.4	7.4	7.3	7.1	7.1



[] Ranking at each section and finish
 -.-.- No data available at this section
 NA No data available



Ipswich QLD

Race 7: FERTPRO BENCHMARK 65 Handicap - 1200m

08 July 2026 - 4:00PM

Track Rating: Soft 5, Weather: Fine, Rail Position: +7m Entire Circuit



Field Times
(Race Tempo)

1:10.31	0:56.77	0:45.90	0:34.62	0:23.13	0:11.63
(0:13.54)	(0:10.86)	(0:11.28)	(0:11.49)	(0:11.50)	(0:11.63)

Rank	TAB#	Horse	Overall Time	First 400m	Top Speed km/h (Section)	L1200	L1000	L800	L600	L400	L200		
	(BAR#)	Jockey	Margin (DT-W)	Last 600m	Fastest Section (Time)	Start - 1000	1000 - 800	800 - 600	600 - 400	400 - 200	200 - Finish		
1	2	Petite Palace	1:10.31	0:24.64	66.7 (1000-800)	1:10.31	0:56.58 [3]	0:45.67 [4]	0:34.31 [4]	0:22.92 [2]	0:11.48 [2]		
	(2)	Olivia Kendal		0:34.32	1000-800 (0:10.91)	(0:13.73)	(0:10.91)	(0:11.36)	(0:11.40)	(0:11.44)	(0:11.48)		
2	4	Grand Crusader	1:10.46	0:24.40	68.1 (1000-800)	1:10.46	0:56.92 [1]	0:46.05 [1]	0:34.77 [1]	0:23.28 [1]	0:11.78 [1]		
	(5)	Chelsea Baker	0.9L (-2)	0:34.77	1000-800 (0:10.86)	(0:13.54)	(0:10.86)	(0:11.28)	(0:11.49)	(0:11.50)	(0:11.78)		
3	13	Flaxlands	1:10.53	0:25.44	66.9 (1000-800)	1:10.53	0:56.17 [9]	0:45.09 [9]	0:33.75 [9]	0:22.36 [9]	0:11.25 [8]		
	(10)	Jake Bayliss	1.3L (-5)	0:33.75	1000-800 (0:11.08)	(0:14.36)	(0:11.08)	(0:11.34)	(0:11.39)	(0:11.11)	(0:11.25)		
4	1	No Name Frank	1:10.71	0:24.58	68.1 (1000-800)	1:10.71	0:56.99 [2]	0:46.13 [2]	0:34.76 [2]	0:23.29 [4]	0:11.76 [3]		
	(6)	Fiona Sandkuhl	2.4L (-5)	0:34.77	1000-800 (0:10.86)	(0:13.72)	(0:10.86)	(0:11.36)	(0:11.47)	(0:11.54)	(0:11.76)		
5	9	Artistic Endeavour	1:10.83	0:24.98	66.9 (1000-800)	1:10.83	0:56.78 [5]	0:45.85 [6]	0:34.52 [6]	0:23.16 [6]	0:11.81 [4]		
	(4)	Cejay Graham	3.0L (-9)	0:34.52	1000-800 (0:10.93)	(0:14.05)	(0:10.93)	(0:11.33)	(0:11.36)	(0:11.35)	(0:11.81)		
6	10	National Interest	1:10.84	0:25.24	66.3 (1000-800)	1:10.84	0:56.64 [7]	0:45.60 [7]	0:34.26 [8]	0:22.91 [8]	0:11.65 [6]		
	(8)	Michael Rodd	3.1L (-8)	0:34.27	1000-800 (0:11.04)	(0:14.20)	(0:11.04)	(0:11.34)	(0:11.36)	(0:11.26)	(0:11.65)		
7	12	Chantilly	1:10.97	0:24.62	69.5 (1000-800)	1:10.97	0:56.98 [4]	0:46.35 [3]	0:34.98 [3]	0:23.55 [3]	0:11.94 [5]		
	(9)	Leah Martyn	3.9L (-6)	0:34.98	1000-800 (0:10.63)	(0:13.99)	(0:10.63)	(0:11.37)	(0:11.43)	(0:11.61)	(0:11.94)		
8	7	Thunder Award	1:11.07	0:25.25	67.9 (1200 - 1000)	1:11.07	0:56.74 [8]	0:45.82 [8]	0:34.51 [7]	0:23.16 [7]	0:11.76 [9]		
	(7)	Harrison Shaw	4.5L (-4)	0:34.51	1000-800 (0:10.93)	(0:14.32)	(0:10.93)	(0:11.31)	(0:11.35)	(0:11.40)	(0:11.76)		
9	8	Brechen	1:11.26	0:24.94	67.2 (1000-800)	1:11.26	0:57.18 [6]	0:46.33 [5]	0:35.02 [5]	0:23.61 [5]	0:12.01 [7]		
	(3)	Taylor Marshall	5.6L (-2)	0:35.02	1000-800 (0:10.86)	(0:14.08)	(0:10.86)	(0:11.31)	(0:11.41)	(0:11.60)	(0:12.01)		

Scratched: Irama (#3), Moshulu Spirit (#5), Surreal Ascot (#6), Caxton Lass (#11)

Report Created: Wed 08 July 2026

(Note: Races are conducted over an approximate distance as close as possible to the advertised distance, and recorded data may vary accordingly. Official times refer to race times only and do not include handicap times.)

[] Position in running at each section and finish
 -:--:-- No data available at this section
 NA No data available
 DNT Did not track

TAB# Saddle cloth number
 BAR# Barrier/Gate Position
 DNF Did not finish
 DT-W Distance travelled compared to winner in metres

Fastest split
 Fastest section

data processed by TRIPLESDATA

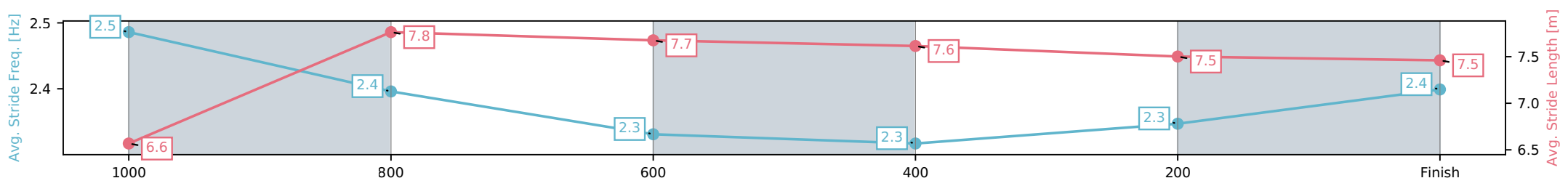
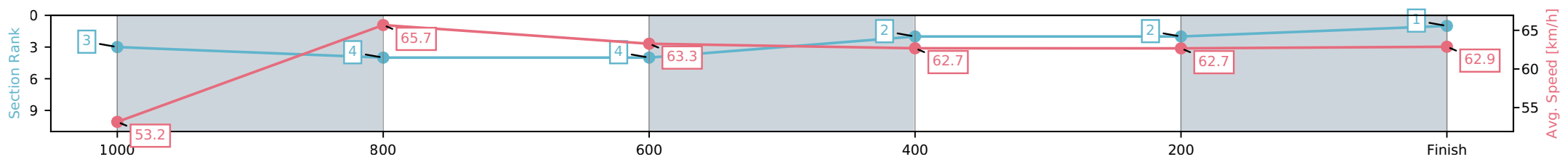
Horse/Jockey Name	Petite Palace/Olivia Kendal
Finish Rank	1
Fastest Section Time (Section)	0:10.91 (1000-800)
Top Speed [km/h] (Section)	66.7 (1000-800)
Race State	Finished



Ipswich QLD --Professional-2026-07-08
 Race 7: FERTPRO BENCHMARK 65 Handicap - 1200m
 08 July 2026 - 4:00PM
 Track Rating: Soft 5, Weather: Fine, Rail Position: +7m Entire Circuit



Section	L1200	L1000	L800	L600	L400	L200
Section Times	1:10.31 (0:13.73)	0:56.58 [3] (0:10.91)	0:45.67 [4] (0:11.36)	0:34.31 [4] (0:11.40)	0:22.92 [2] (0:11.44)	0:11.48 [2] (0:11.48)
Average Speed [km/h]	53.2	65.7	63.3	62.7	62.7	62.9
Top Speed [km/h]	66.2	66.7	64.4	62.9	64.5	64.5
Avg. Dist. to Rail [m]	0.8	1.8	0.7	1.4	1.2	1.2
Avg. Stride Freq. [Hz]	2.5	2.4	2.3	2.3	2.3	2.4
Avg. Stride Length [m]	6.6	7.8	7.7	7.6	7.5	7.5



[] Ranking at each section and finish
 -:-:- No data available at this section
 NA No data available

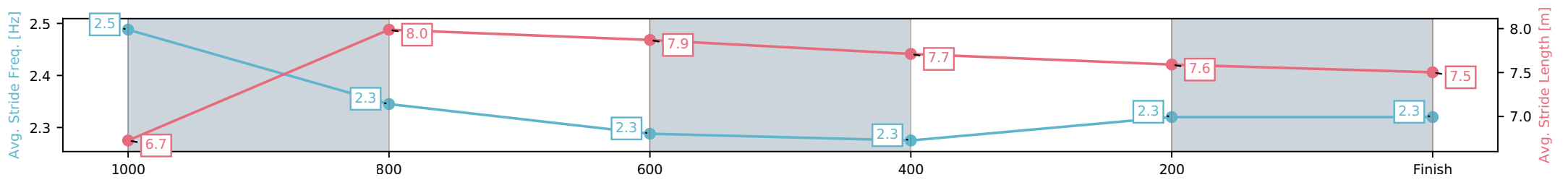
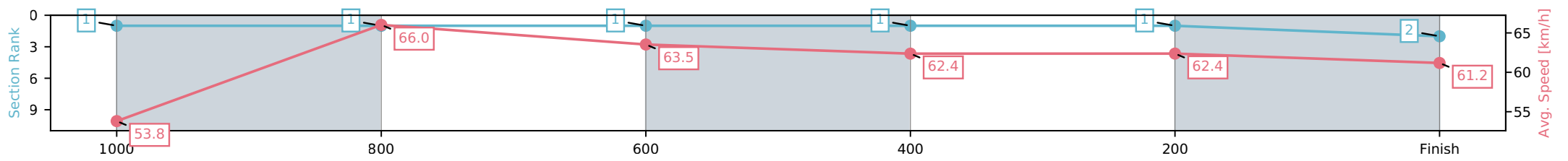
Horse/Jockey Name	Grand Crusader/Chelsea Baker
Finish Rank	2
Fastest Section Time (Section)	0:10.86 (1000-800)
Top Speed [km/h] (Section)	68.1 (1000-800)
Race State	Finished



Ipswich QLD --Professional-2026-07-08
 Race 7: FERTPRO BENCHMARK 65 Handicap - 1200m
 08 July 2026 - 4:00PM
 Track Rating: Soft 5, Weather: Fine, Rail Position: +7m Entire Circuit



Section	L1200	L1000	L800	L600	L400	L200
Section Times	1:10.46 (0:13.54)	0:56.92 [1] (0:10.86)	0:46.05 [1] (0:11.28)	0:34.77 [1] (0:11.49)	0:23.28 [1] (0:11.50)	0:11.78 [1] (0:11.78)
Average Speed [km/h]	53.8	66.0	63.5	62.4	62.4	61.2
Top Speed [km/h]	67.8	68.1	64.8	62.7	63.4	62.9
Avg. Dist. to Rail [m]	2.9	1.9	1.1	1.2	0.9	2.2
Avg. Stride Freq. [Hz]	2.5	2.3	2.3	2.3	2.3	2.3
Avg. Stride Length [m]	6.7	8.0	7.9	7.7	7.6	7.5



[] Ranking at each section and finish
 -:-:- No data available at this section
 NA No data available

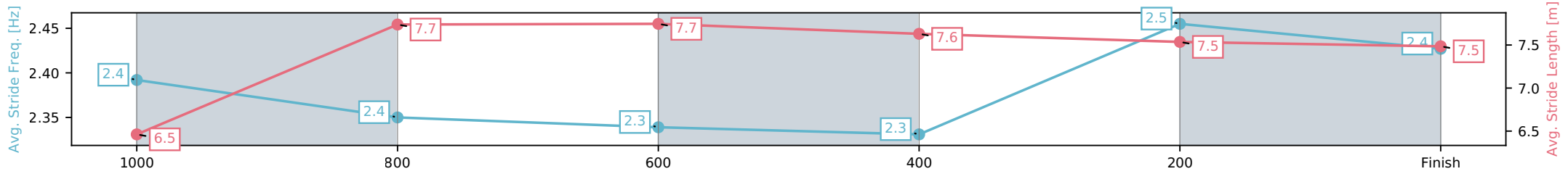
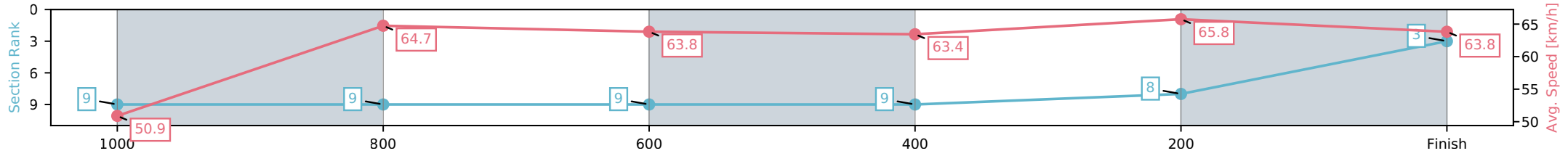
Horse/Jockey Name	Flaxlands/Jake Bayliss
Finish Rank	3
Fastest Section Time (Section)	0:11.08 (1000-800)
Top Speed [km/h] (Section)	66.9 (1000-800)
Race State	Finished



Ipswich QLD --Professional-2026-07-08
 Race 7: FERTPRO BENCHMARK 65 Handicap - 1200m
 08 July 2026 - 4:00PM
 Track Rating: Soft 5, Weather: Fine, Rail Position: +7m Entire Circuit



Section	L1200	L1000	L800	L600	L400	L200
Section Times	1:10.53 (0:14.36)	0:56.17 [9] (0:11.08)	0:45.09 [9] (0:11.34)	0:33.75 [9] (0:11.39)	0:22.36 [9] (0:11.11)	0:11.25 [8] (0:11.25)
Average Speed [km/h]	50.9	64.7	63.8	63.4	65.8	63.8
Top Speed [km/h]	65.3	66.9	65.8	64.9	66.6	65.8
Avg. Dist. to Rail [m]	4.7	0.9	0.8	1.2	4.9	6.8
Avg. Stride Freq. [Hz]	2.4	2.4	2.3	2.3	2.5	2.4
Avg. Stride Length [m]	6.5	7.7	7.7	7.6	7.5	7.5



[] Ranking at each section and finish
 -:-:- No data available at this section
 NA No data available

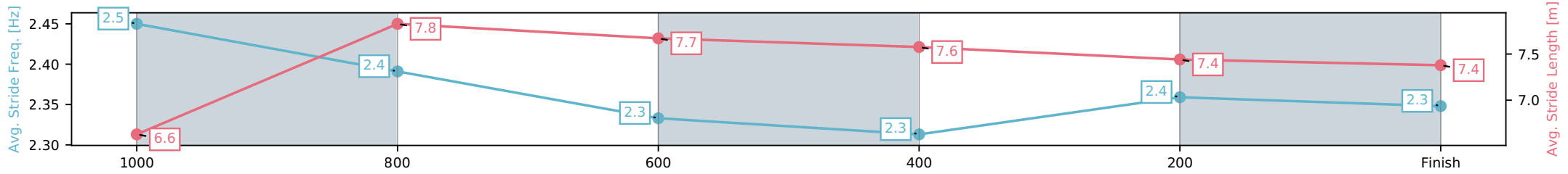
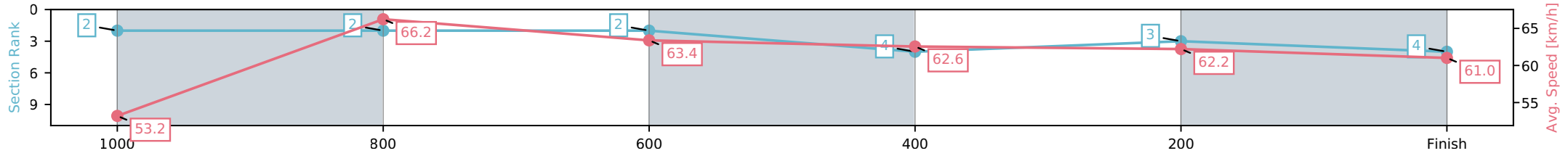
Horse/Jockey Name	No Name Frank/Fiona Sandkuhl
Finish Rank	4
Fastest Section Time (Section)	0:10.86 (1000-800)
Top Speed [km/h] (Section)	68.1 (1000-800)
Race State	Finished



Ipswich QLD --Professional-2026-07-08
 Race 7: FERTPRO BENCHMARK 65 Handicap - 1200m
 08 July 2026 - 4:00PM
 Track Rating: Soft 5, Weather: Fine, Rail Position: +7m Entire Circuit



Section	L1200	L1000	L800	L600	L400	L200
Section Times	1:10.71 (0:13.72)	0:56.99 [2] (0:10.86)	0:46.13 [2] (0:11.36)	0:34.76 [2] (0:11.47)	0:23.29 [4] (0:11.54)	0:11.76 [3] (0:11.76)
Average Speed [km/h]	53.2	66.2	63.4	62.6	62.2	61.0
Top Speed [km/h]	67.1	68.1	64.7	63.0	63.3	63.2
Avg. Dist. to Rail [m]	4.2	0.7	0.4	0.6	0.5	1.1
Avg. Stride Freq. [Hz]	2.5	2.4	2.3	2.3	2.4	2.3
Avg. Stride Length [m]	6.6	7.8	7.7	7.6	7.4	7.4



[] Ranking at each section and finish
 -:-:- No data available at this section
 NA No data available

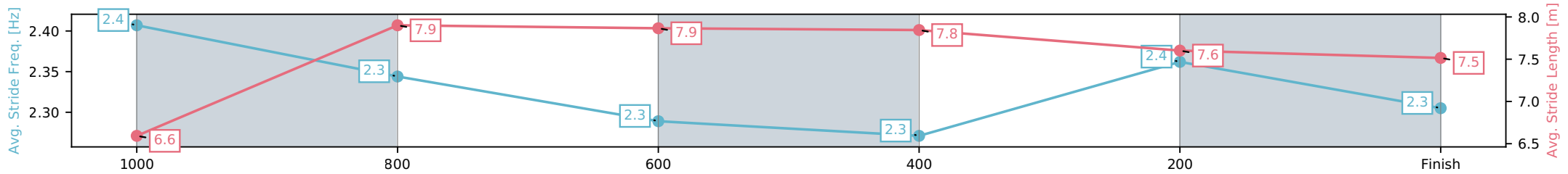
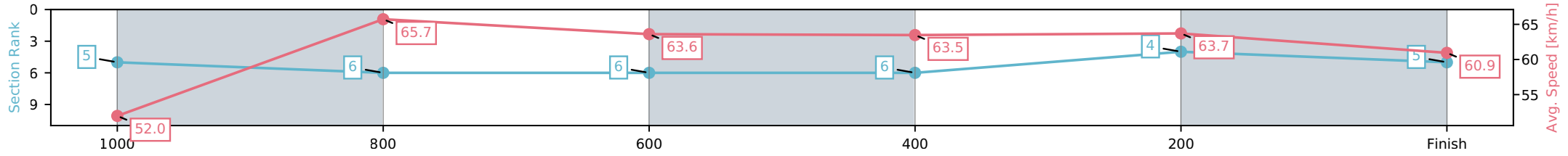
Horse/Jockey Name	Artistic Endeavour/Cejay Graham
Finish Rank	5
Fastest Section Time (Section)	0:10.93 (1000-800)
Top Speed [km/h] (Section)	66.9 (1000-800)
Race State	Finished



Ipswich QLD --Professional-2026-07-08
 Race 7: FERTPRO BENCHMARK 65 Handicap - 1200m
 08 July 2026 - 4:00PM
 Track Rating: Soft 5, Weather: Fine, Rail Position: +7m Entire Circuit



Section	L1200	L1000	L800	L600	L400	L200
Section Times	1:10.83 (0:14.05)	0:56.78 [5] (0:10.93)	0:45.85 [6] (0:11.33)	0:34.52 [6] (0:11.36)	0:23.16 [6] (0:11.35)	0:11.81 [4] (0:11.81)
Average Speed [km/h]	52.0	65.7	63.6	63.5	63.7	60.9
Top Speed [km/h]	66.6	66.9	64.5	64.1	64.1	62.7
Avg. Dist. to Rail [m]	2.7	0.8	0.3	0.5	1.7	2.9
Avg. Stride Freq. [Hz]	2.4	2.3	2.3	2.3	2.4	2.3
Avg. Stride Length [m]	6.6	7.9	7.9	7.8	7.6	7.5



[] Ranking at each section and finish
 -:-:- No data available at this section
 NA No data available

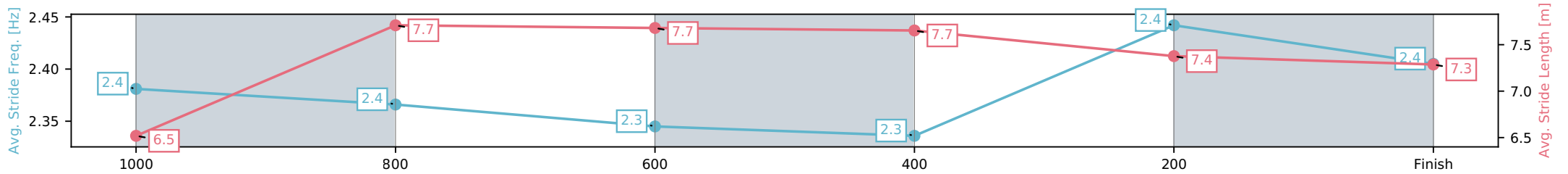
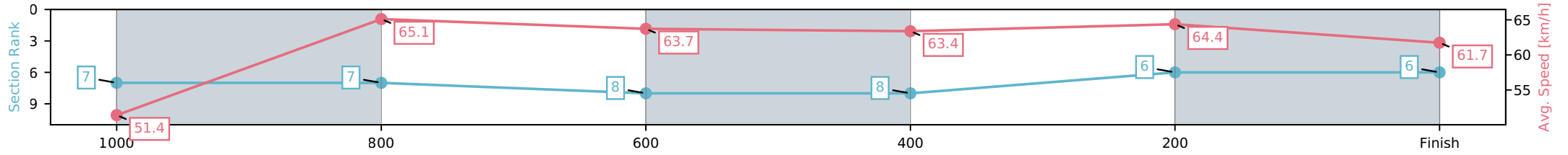
Horse/Jockey Name	National Interest/Michael Rodd
Finish Rank	6
Fastest Section Time (Section)	0:11.04 (1000-800)
Top Speed [km/h] (Section)	66.3 (1000-800)
Race State	Finished



Ipswich QLD --Professional-2026-07-08
 Race 7: FERTPRO BENCHMARK 65 Handicap - 1200m
 08 July 2026 - 4:00PM
 Track Rating: Soft 5, Weather: Fine, Rail Position: +7m Entire Circuit



Section	L1200	L1000	L800	L600	L400	L200
Section Times	1:10.84 (0:14.20)	0:56.64 [7] (0:11.04)	0:45.60 [7] (0:11.34)	0:34.26 [8] (0:11.36)	0:22.91 [8] (0:11.26)	0:11.65 [6] (0:11.65)
Average Speed [km/h]	51.4	65.1	63.7	63.4	64.4	61.7
Top Speed [km/h]	64.8	66.3	65.2	64.6	64.9	64.1
Avg. Dist. to Rail [m]	4.6	0.4	0.6	0.3	2.5	4.5
Avg. Stride Freq. [Hz]	2.4	2.4	2.3	2.3	2.4	2.4
Avg. Stride Length [m]	6.5	7.7	7.7	7.7	7.4	7.3



[] Ranking at each section and finish
 -:-:- No data available at this section
 NA No data available

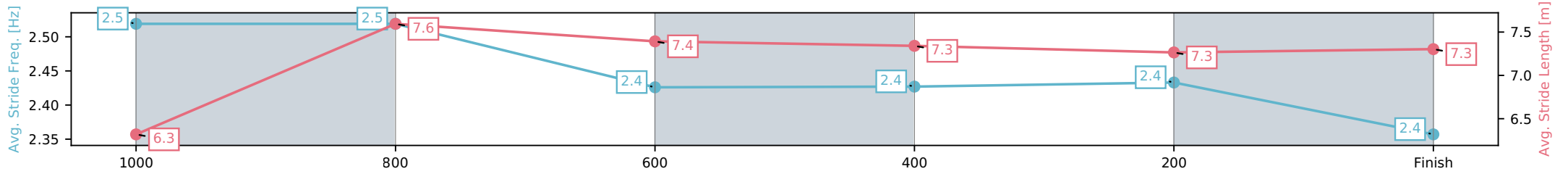
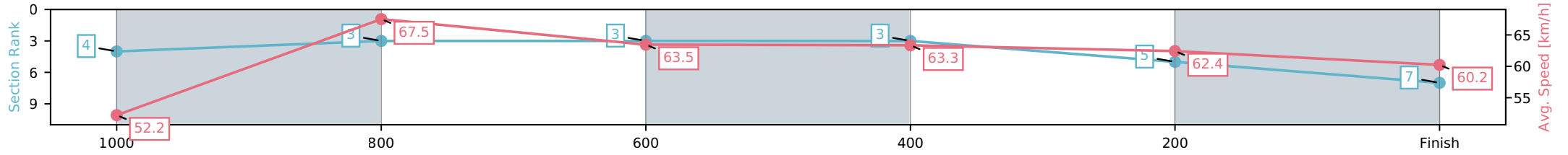
Horse/Jockey Name	Chantilly/Leah Martyn
Finish Rank	7
Fastest Section Time (Section)	0:10.63 (1000-800)
Top Speed [km/h] (Section)	69.5 (1000-800)
Race State	Finished



Ipswich QLD --Professional-2026-07-08
 Race 7: FERTPRO BENCHMARK 65 Handicap - 1200m
 08 July 2026 - 4:00PM
 Track Rating: Soft 5, Weather: Fine, Rail Position: +7m Entire Circuit



Section	L1200	L1000	L800	L600	L400	L200
Section Times	1:10.97 (0:13.99)	0:56.98 [4] (0:10.63)	0:46.35 [3] (0:11.37)	0:34.98 [3] (0:11.43)	0:23.55 [3] (0:11.61)	0:11.94 [5] (0:11.94)
Average Speed [km/h]	52.2	67.5	63.5	63.3	62.4	60.2
Top Speed [km/h]	68.2	69.5	64.7	64.1	63.9	62.8
Avg. Dist. to Rail [m]	4.5	1.0	0.7	1.2	1.8	2.2
Avg. Stride Freq. [Hz]	2.5	2.5	2.4	2.4	2.4	2.4
Avg. Stride Length [m]	6.3	7.6	7.4	7.3	7.3	7.3



[] Ranking at each section and finish
 -:-:- No data available at this section
 NA No data available

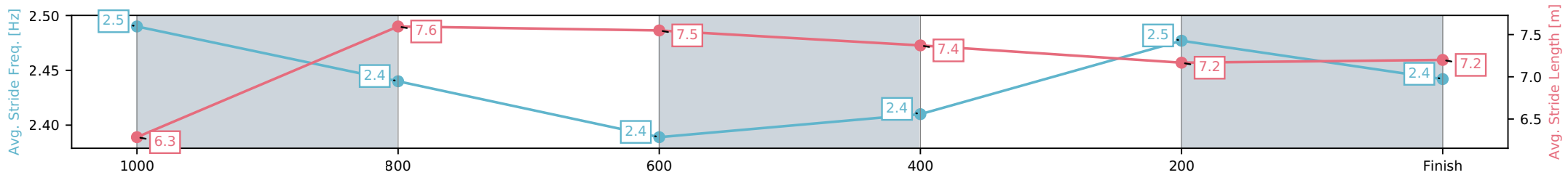
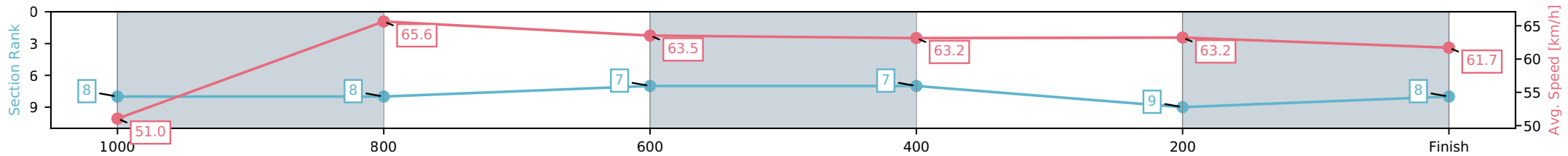
Horse/Jockey Name	Thunder Award/Harrison Shaw
Finish Rank	8
Fastest Section Time (Section)	0:10.93 (1000-800)
Top Speed [km/h] (Section)	67.9 (1200 - 1000)
Race State	Finished



Ipswich QLD --Professional-2026-07-08
 Race 7: FERTPRO BENCHMARK 65 Handicap - 1200m
 08 July 2026 - 4:00PM
 Track Rating: Soft 5, Weather: Fine, Rail Position: +7m Entire Circuit



Section	L1200	L1000	L800	L600	L400	L200
Section Times	1:11.07 (0:14.32)	0:56.74 [8] (0:10.93)	0:45.82 [8] (0:11.31)	0:34.51 [7] (0:11.35)	0:23.16 [7] (0:11.40)	0:11.76 [9] (0:11.76)
Average Speed [km/h]	51.0	65.6	63.5	63.2	63.2	61.7
Top Speed [km/h]	67.9	67.7	65.0	63.6	64.2	64.8
Avg. Dist. to Rail [m]	2.8	1.3	0.5	1.0	1.9	1.0
Avg. Stride Freq. [Hz]	2.5	2.4	2.4	2.4	2.5	2.4
Avg. Stride Length [m]	6.3	7.6	7.5	7.4	7.2	7.2



- [] Ranking at each section and finish
- :-:- No data available at this section
- NA No data available

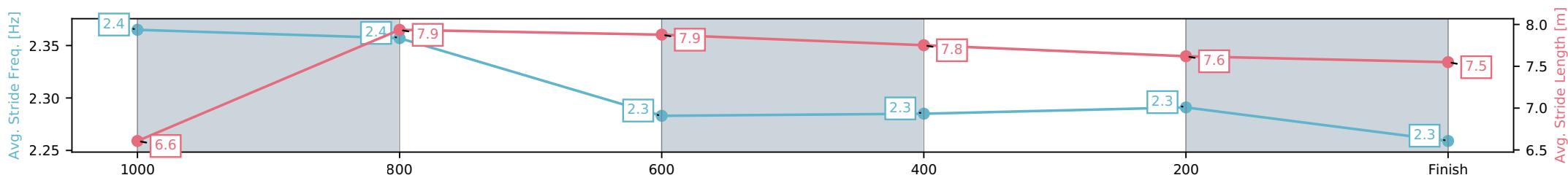
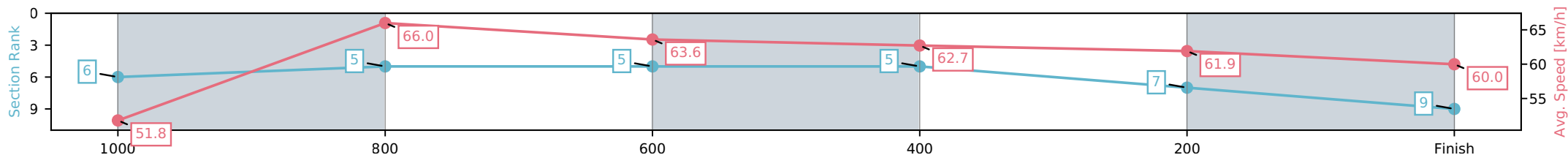
Horse/Jockey Name	Brechen/Taylor Marshall
Finish Rank	9
Fastest Section Time (Section)	0:10.86 (1000-800)
Top Speed [km/h] (Section)	67.2 (1000-800)
Race State	Finished



Ipswich QLD --Professional-2026-07-08
 Race 7: FERTPRO BENCHMARK 65 Handicap - 1200m
 08 July 2026 - 4:00PM
 Track Rating: Soft 5, Weather: Fine, Rail Position: +7m Entire Circuit



Section	L1200	L1000	L800	L600	L400	L200
Section Times	1:11.26 (0:14.08)	0:57.18 [6] (0:10.86)	0:46.33 [5] (0:11.31)	0:35.02 [5] (0:11.41)	0:23.61 [5] (0:11.60)	0:12.01 [7] (0:12.01)
Average Speed [km/h]	51.8	66.0	63.6	62.7	61.9	60.0
Top Speed [km/h]	67.0	67.2	64.3	63.1	62.6	61.8
Avg. Dist. to Rail [m]	1.4	1.6	0.7	1.3	0.7	2.1
Avg. Stride Freq. [Hz]	2.4	2.4	2.3	2.3	2.3	2.3
Avg. Stride Length [m]	6.6	7.9	7.9	7.8	7.6	7.5



[] Ranking at each section and finish
 -:-:- No data available at this section
 NA No data available



Ipswich QLD
 Race 8: TEMPUS TWO Class 4 Plate - 1350m
 08 July 2026 - 4:38PM



Track Rating: Soft 5, Weather: Fine, Rail Position: +7m Entire Circuit

Field Times (Race Tempo) 1:20.38 (0:11.52) 1:08.86 (0:11.36) 0:57.50 (0:11.95) 0:45.55 (0:11.80) 0:33.74 (0:11.51) 0:22.23 (0:11.14) 0:11.10 (0:11.10)

Rank	TAB#	Horse	Overall Time	First 400m	Top Speed km/h (Section)	L1350	L1200	L1000	L800	L600	L400	L200	
	(BAR#)	Jockey	Margin (DT-W)	Last 600m	Fastest Section (Time)	Start - 1200	1200 - 1000	1000 - 800	800 - 600	600 - 400	400 - 200	200 - Finish	
1	9	Robrick	1:20.38	0:26.32	68.6 (200-0)	1:20.38	1:08.54 [5]	0:57.03 [5]	0:45.04 [6]	0:33.28 [6]	0:21.76 [5]	0:10.80 [4]	
	(1)	Michael Rodd		0:33.28	200-0 (0:10.80)	(0:11.84)	(0:11.50)	(0:11.99)	(0:11.76)	(0:11.52)	(0:10.96)	(0:10.80)	
2	5	Aldofito	1:20.70	0:26.16	67.2 (400-200)	1:20.70	1:08.96 [4]	0:57.51 [4]	0:45.58 [4]	0:33.75 [4]	0:22.24 [4]	0:11.32 [2]	
	(4)	Jake Bayliss	1.9L (-7)	0:33.75	400-200 (0:10.92)	(0:11.74)	(0:11.44)	(0:11.94)	(0:11.82)	(0:11.51)	(0:10.92)	(0:11.32)	
3	12	Chica Mojito	1:20.74	0:26.49	67.0 (200-0)	1:20.74	1:08.63 [6]	0:57.20 [7]	0:45.16 [8]	0:33.40 [8]	0:21.84 [7]	0:10.94 [6]	
	(3)	Ben Thompson	2.1L (+4)	0:33.40	400-200 (0:10.90)	(0:12.11)	(0:11.43)	(0:12.04)	(0:11.76)	(0:11.56)	(0:10.90)	(0:10.94)	
4	4	Pareto	1:20.74	0:25.87	65.1 (400-200)	1:20.74	1:09.17 [3]	0:57.82 [2]	0:45.90 [2]	0:34.09 [2]	0:22.54 [2]	0:11.46 [1]	
	(9)	Benjamin Osmond	2.1L (-4)	0:34.09	400-200 (0:11.08)	(0:11.57)	(0:11.35)	(0:11.92)	(0:11.81)	(0:11.55)	(0:11.08)	(0:11.46)	
5	11	Venom Rush	1:20.98	0:26.05	66.5 (400-200)	1:20.98	1:09.43 [2]	0:57.90 [3]	0:45.93 [3]	0:34.13 [3]	0:22.52 [3]	0:11.48 [3]	
	(2)	Brandon Lerena	3.5L (+7)	0:34.13	400-200 (0:11.04)	(0:11.55)	(0:11.53)	(0:11.97)	(0:11.79)	(0:11.61)	(0:11.04)	(0:11.48)	
6	6	Chicago Fireball	1:21.66	0:25.84	64.9 (1200-1000)	1:21.66	1:10.14 [1]	0:58.78 [1]	0:46.82 [1]	0:35.02 [1]	0:23.52 [1]	0:12.03 [5]	
	(7)	Cejay Graham	7.5L (+11)	0:35.02	1200-1000 (0:11.36)	(0:11.52)	(0:11.36)	(0:11.95)	(0:11.80)	(0:11.51)	(0:11.48)	(0:12.03)	
7	7	Heman	1:21.75	0:26.66	64.6 (400-200)	1:21.75	1:09.56 [8]	0:58.06 [9]	0:46.03 [9]	0:34.35 [9]	0:22.82 [8]	0:11.36 [7]	
	(8)	Courtney Bellamy	8.1L (-11)	0:34.35	200-0 (0:11.36)	(0:12.19)	(0:11.50)	(0:12.02)	(0:11.68)	(0:11.53)	(0:11.46)	(0:11.36)	
8	14	Rubaahy	1:22.09	0:26.54	64.3 (200-0)	1:22.09	1:09.85 [9]	0:58.47 [8]	0:46.60 [7]	0:34.84 [7]	0:23.06 [9]	0:11.62 [9]	
	(5)	Chelsea Baker	10.0L (-6)	0:34.84	1200-1000 (0:11.39)	(0:12.24)	(0:11.39)	(0:11.86)	(0:11.76)	(0:11.79)	(0:11.43)	(0:11.62)	
9	15	Master Of Rewards	1:23.34	0:26.33	64.7 (1200-1000)	1:23.34	1:11.23 [6]	0:59.91 [6]	0:48.10 [5]	0:36.30 [5]	0:24.69 [6]	0:12.93 [8]	
	(6)	Noriyuki Masuda	17.4L (-6)	0:36.30	1200-1000 (0:11.32)	(0:12.11)	(0:11.32)	(0:11.81)	(0:11.80)	(0:11.61)	(0:11.76)	(0:12.93)	

Scratched: Gorbachev (#1), Man Of The Town (#2), Ouroboros (#3), Ikasara (#8), Canpikapony (#10), Royal Gladiator (#13)

Report Created: Wed 08 July 2026

(Note: Races are conducted over an approximate distance as close as possible to the advertised distance, and recorded data may vary accordingly. Official times refer to race times only and do not include handicap times.)

[] Position in running at each section and finish
 TAB# Saddle cloth number
 -:-:- No data available at this section
 BAR# Barrier/Gate Position
 NA No data available
 DNF Did not finish
 DNT Did not track
 DT-W Distance travelled compared to winner in metres

Fastest split
 Fastest section

data processed by TRIPLESDATA

Horse/Jockey Name	Robrick/Michael Rodd
Finish Rank	1
Fastest Section Time (Section)	0:10.80 (200-0)
Top Speed [km/h] (Section)	68.6 (200-0)
Race State	Finished



Ipswich QLD --Professional-2026-07-08

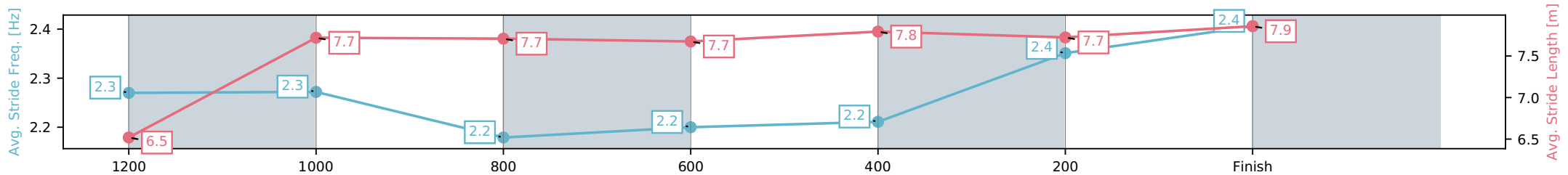
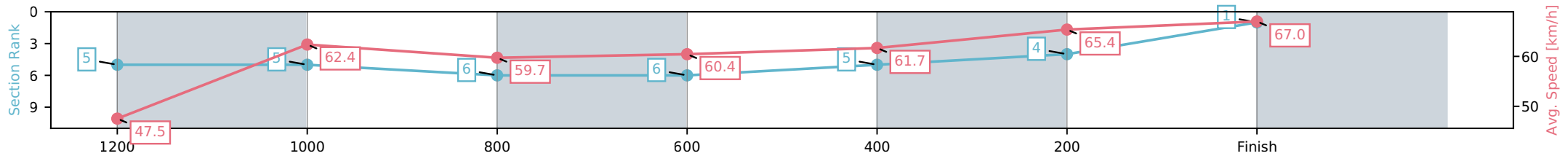
Race 8: TEMPUS TWO Class 4 Plate - 1350m

08 July 2026 - 4:38PM

Track Rating: Soft 5, Weather: Fine, Rail Position: +7m Entire Circuit



Section	L1350	L1200	L1000	L800	L600	L400	L200
Section Times	1:20.38 (0:11.84)	1:08.54 [5] (0:11.50)	0:57.03 [5] (0:11.99)	0:45.04 [6] (0:11.76)	0:33.28 [6] (0:11.52)	0:21.76 [5] (0:10.96)	0:10.80 [4] (0:10.80)
Average Speed [km/h]	47.5	62.4	59.7	60.4	61.7	65.4	67.0
Top Speed [km/h]	62.4	63.9	61.4	61.0	62.7	67.4	68.6
Avg. Dist. to Rail [m]	1.7	1.4	2.3	3.2	3.4	1.6	1.1
Avg. Stride Freq. [Hz]	2.3	2.3	2.2	2.2	2.2	2.4	2.4
Avg. Stride Length [m]	6.5	7.7	7.7	7.7	7.8	7.7	7.9



- [] Ranking at each section and finish
- :-:- No data available at this section
- NA No data available

Horse/Jockey Name	Aldofito/Jake Bayliss
Finish Rank	2
Fastest Section Time (Section)	0:10.92 (400-200)
Top Speed [km/h] (Section)	67.2 (400-200)
Race State	Finished



Ipswich QLD --Professional-2026-07-08

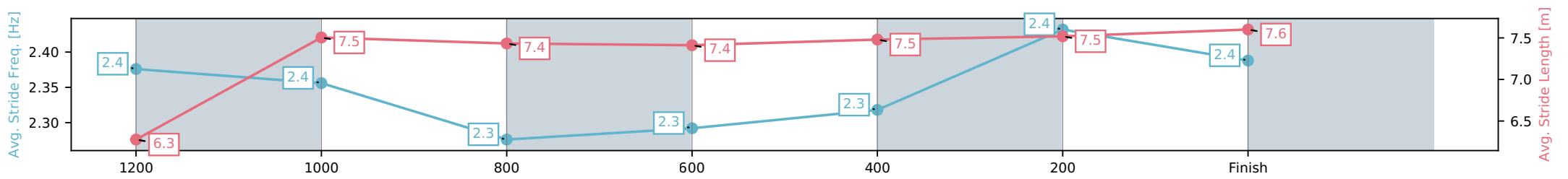
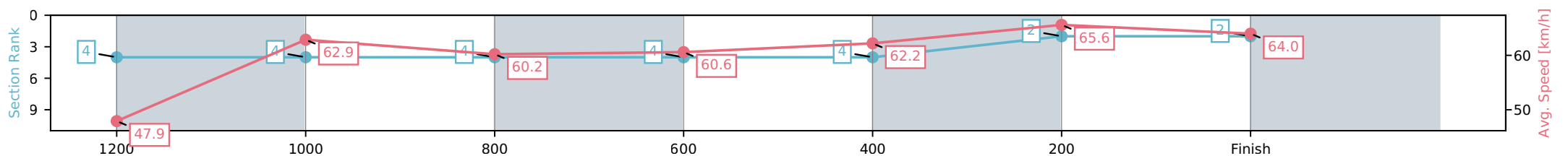
Race 8: TEMPUS TWO Class 4 Plate - 1350m

08 July 2026 - 4:38PM

Track Rating: Soft 5, Weather: Fine, Rail Position: +7m Entire Circuit



Section	L1350	L1200	L1000	L800	L600	L400	L200
Section Times	1:20.70 (0:11.74)	1:08.96 [4] (0:11.44)	0:57.51 [4] (0:11.94)	0:45.58 [4] (0:11.82)	0:33.75 [4] (0:11.51)	0:22.24 [4] (0:10.92)	0:11.32 [2] (0:11.32)
Average Speed [km/h]	47.9	62.9	60.2	60.6	62.2	65.6	64.0
Top Speed [km/h]	62.2	63.7	61.4	61.2	63.9	67.2	66.1
Avg. Dist. to Rail [m]	1.6	0.3	0.8	1.2	1.3	1.2	1.2
Avg. Stride Freq. [Hz]	2.4	2.4	2.3	2.3	2.3	2.4	2.4
Avg. Stride Length [m]	6.3	7.5	7.4	7.4	7.5	7.5	7.6



[] Ranking at each section and finish
 -:-:- No data available at this section
 NA No data available

Horse/Jockey Name	Chica Mojito/Ben Thompson
Finish Rank	3
Fastest Section Time (Section)	0:10.90 (400-200)
Top Speed [km/h] (Section)	67.0 (200-0)
Race State	Finished



Ipswich QLD --Professional-2026-07-08

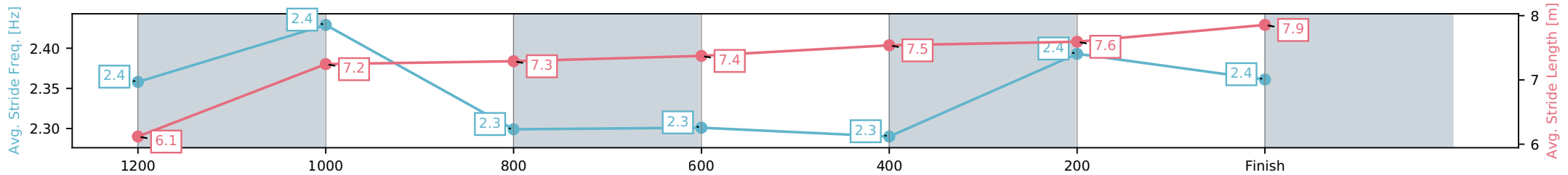
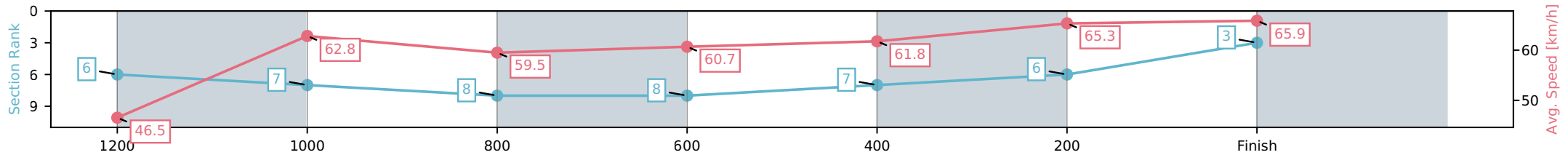
Race 8: TEMPUS TWO Class 4 Plate - 1350m

08 July 2026 - 4:38PM

Track Rating: Soft 5, Weather: Fine, Rail Position: +7m Entire Circuit



Section	L1350	L1200	L1000	L800	L600	L400	L200
Section Times	1:20.74 (0:12.11)	1:08.63 [6] (0:11.43)	0:57.20 [7] (0:12.04)	0:45.16 [8] (0:11.76)	0:33.40 [8] (0:11.56)	0:21.84 [7] (0:10.90)	0:10.94 [6] (0:10.94)
Average Speed [km/h]	46.5	62.8	59.5	60.7	61.8	65.3	65.9
Top Speed [km/h]	61.0	64.0	61.2	61.1	62.5	66.7	67.0
Avg. Dist. to Rail [m]	1.5	1.3	1.6	2.2	2.4	2.2	1.1
Avg. Stride Freq. [Hz]	2.4	2.4	2.3	2.3	2.3	2.4	2.4
Avg. Stride Length [m]	6.1	7.2	7.3	7.4	7.5	7.6	7.9



[] Ranking at each section and finish
 -:-:- No data available at this section
 NA No data available

Horse/Jockey Name	Pareto/Benjamin Osmond
Finish Rank	4
Fastest Section Time (Section)	0:11.08 (400-200)
Top Speed [km/h] (Section)	65.1 (400-200)
Race State	Finished



Ipswich QLD --Professional-2026-07-08

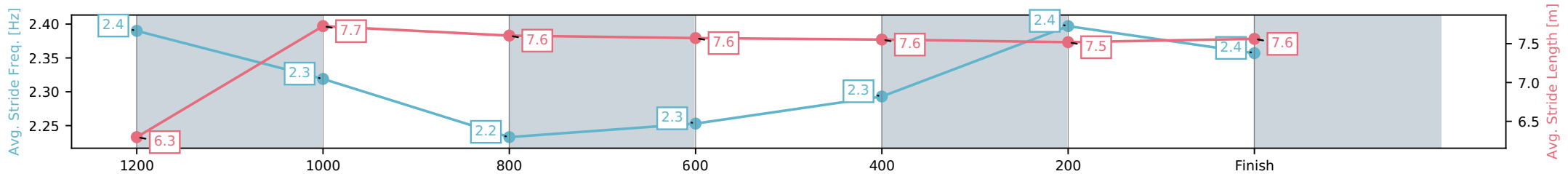
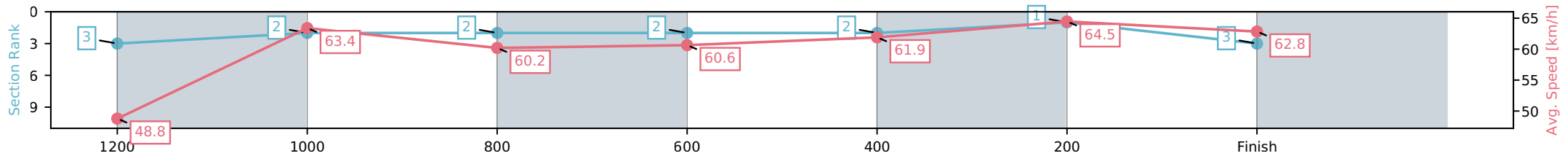
Race 8: TEMPUS TWO Class 4 Plate - 1350m

08 July 2026 - 4:38PM

Track Rating: Soft 5, Weather: Fine, Rail Position: +7m Entire Circuit



Section	L1350	L1200	L1000	L800	L600	L400	L200
Section Times	1:20.74 (0:11.57)	1:09.17 [3] (0:11.35)	0:57.82 [2] (0:11.92)	0:45.90 [2] (0:11.81)	0:34.09 [2] (0:11.55)	0:22.54 [2] (0:11.08)	0:11.46 [1] (0:11.46)
Average Speed [km/h]	48.8	63.4	60.2	60.6	61.9	64.5	62.8
Top Speed [km/h]	63.4	64.9	61.1	61.0	63.4	65.1	64.6
Avg. Dist. to Rail [m]	5.6	1.2	1.1	1.4	1.6	1.8	1.8
Avg. Stride Freq. [Hz]	2.4	2.3	2.2	2.3	2.3	2.4	2.4
Avg. Stride Length [m]	6.3	7.7	7.6	7.6	7.6	7.5	7.6



[] Ranking at each section and finish
 -:-:- No data available at this section
 NA No data available

Horse/Jockey Name	Venom Rush/Brandon Lerena
Finish Rank	5
Fastest Section Time (Section)	0:11.04 (400-200)
Top Speed [km/h] (Section)	66.5 (400-200)
Race State	Finished



Ipswich QLD --Professional-2026-07-08

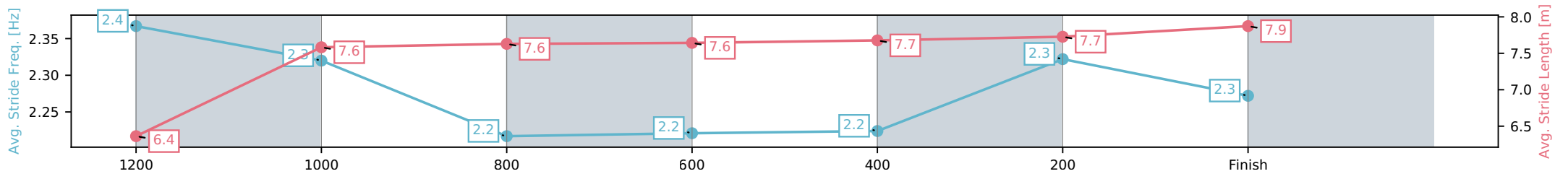
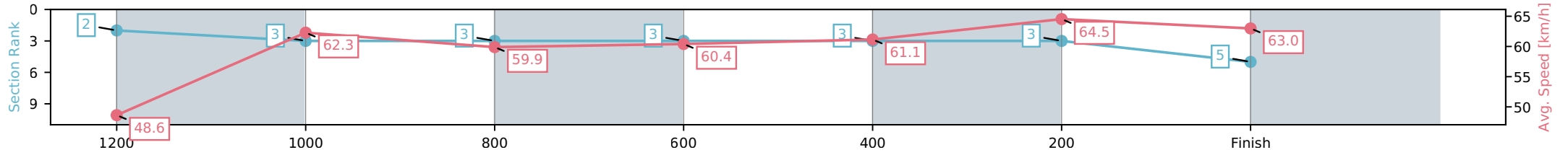
Race 8: TEMPUS TWO Class 4 Plate - 1350m

08 July 2026 - 4:38PM

Track Rating: Soft 5, Weather: Fine, Rail Position: +7m Entire Circuit



Section	L1350	L1200	L1000	L800	L600	L400	L200
Section Times	1:20.98 (0:11.55)	1:09.43 [2] (0:11.53)	0:57.90 [3] (0:11.97)	0:45.93 [3] (0:11.79)	0:34.13 [3] (0:11.61)	0:22.52 [3] (0:11.04)	0:11.48 [3] (0:11.48)
Average Speed [km/h]	48.6	62.3	59.9	60.4	61.1	64.5	63.0
Top Speed [km/h]	63.2	63.3	61.2	61.0	62.5	66.5	65.9
Avg. Dist. to Rail [m]	1.2	1.4	1.8	2.6	3.4	2.5	2.6
Avg. Stride Freq. [Hz]	2.4	2.3	2.2	2.2	2.2	2.3	2.3
Avg. Stride Length [m]	6.4	7.6	7.6	7.6	7.7	7.7	7.9



[] Ranking at each section and finish
 -:-:- No data available at this section
 NA No data available

Horse/Jockey Name	Chicago Fireball/Cejay Graham
Finish Rank	6
Fastest Section Time (Section)	0:11.36 (1200-1000)
Top Speed [km/h] (Section)	64.9 (1200-1000)
Race State	Finished



Ipswich QLD --Professional-2026-07-08

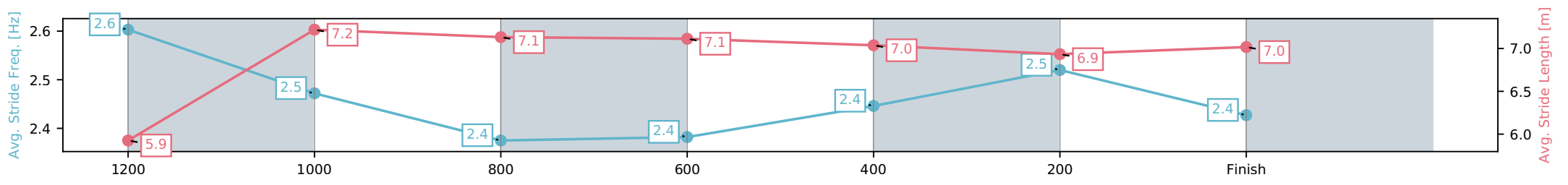
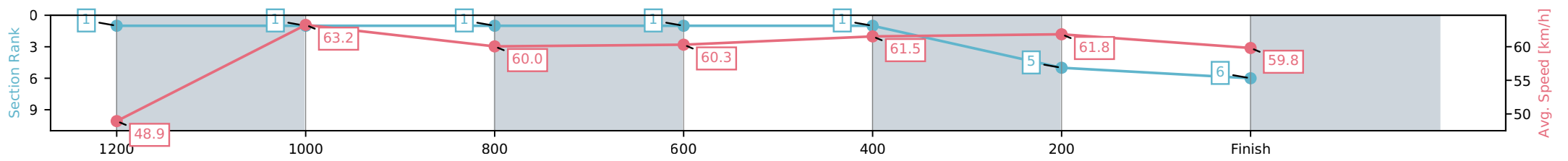
Race 8: TEMPUS TWO Class 4 Plate - 1350m

08 July 2026 - 4:38PM

Track Rating: Soft 5, Weather: Fine, Rail Position: +7m Entire Circuit



Section	L1350	L1200	L1000	L800	L600	L400	L200
Section Times	1:21.66 (0:11.52)	1:10.14 [1] (0:11.36)	0:58.78 [1] (0:11.95)	0:46.82 [1] (0:11.80)	0:35.02 [1] (0:11.51)	0:23.52 [1] (0:11.48)	0:12.03 [5] (0:12.03)
Average Speed [km/h]	48.9	63.2	60.0	60.3	61.5	61.8	59.8
Top Speed [km/h]	64.2	64.9	61.4	60.8	62.1	62.5	62.0
Avg. Dist. to Rail [m]	3.9	0.5	1.3	3.0	4.0	3.4	2.6
Avg. Stride Freq. [Hz]	2.6	2.5	2.4	2.4	2.4	2.5	2.4
Avg. Stride Length [m]	5.9	7.2	7.1	7.1	7.0	6.9	7.0



[] Ranking at each section and finish
 -:-:- No data available at this section
 NA No data available

Horse/Jockey Name	Heman/Courtney Bellamy
Finish Rank	7
Fastest Section Time (Section)	0:11.36 (200-0)
Top Speed [km/h] (Section)	64.6 (400-200)
Race State	Finished



Ipswich QLD --Professional-2026-07-08

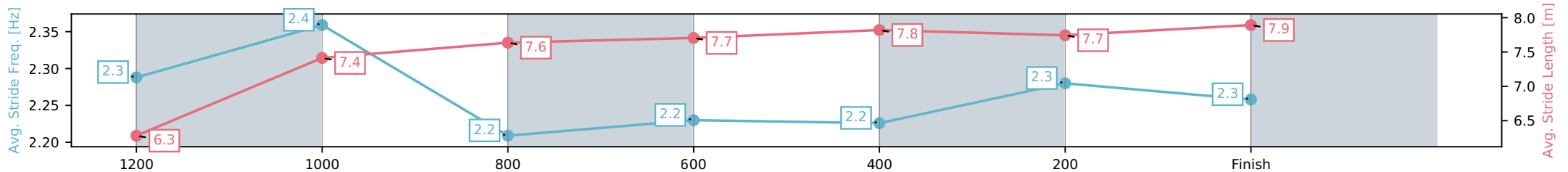
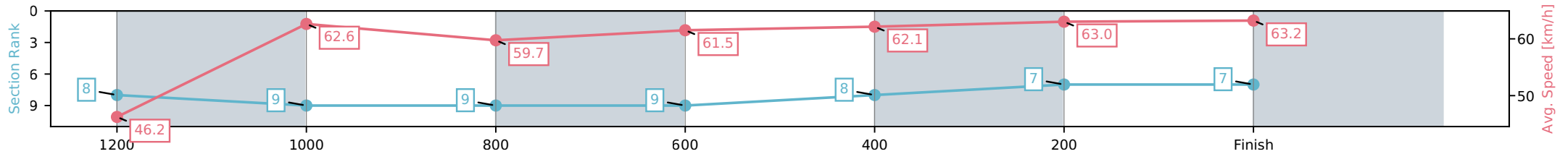
Race 8: TEMPUS TWO Class 4 Plate - 1350m

08 July 2026 - 4:38PM

Track Rating: Soft 5, Weather: Fine, Rail Position: +7m Entire Circuit



Section	L1350	L1200	L1000	L800	L600	L400	L200
Section Times	1:21.75 (0:12.19)	1:09.56 [8] (0:11.50)	0:58.06 [9] (0:12.02)	0:46.03 [9] (0:11.68)	0:34.35 [9] (0:11.53)	0:22.82 [8] (0:11.46)	0:11.36 [7] (0:11.36)
Average Speed [km/h]	46.2	62.6	59.7	61.5	62.1	63.0	63.2
Top Speed [km/h]	60.9	63.2	61.2	62.1	62.7	64.6	64.2
Avg. Dist. to Rail [m]	4.3	0.8	0.7	0.8	0.7	1.8	3.4
Avg. Stride Freq. [Hz]	2.3	2.4	2.2	2.2	2.2	2.3	2.3
Avg. Stride Length [m]	6.3	7.4	7.6	7.7	7.8	7.7	7.9



- [] Ranking at each section and finish
- :-:- No data available at this section
- NA No data available

Horse/Jockey Name	Rubaahy/Chelsea Baker
Finish Rank	8
Fastest Section Time (Section)	0:11.39 (1200-1000)
Top Speed [km/h] (Section)	64.3 (200-0)
Race State	Finished



Ipswich QLD --Professional-2026-07-08

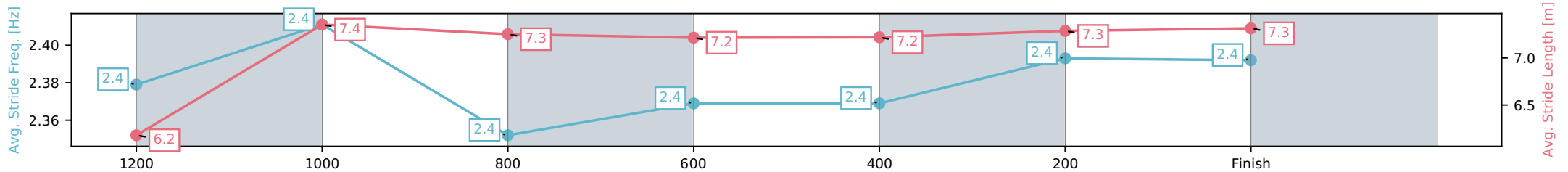
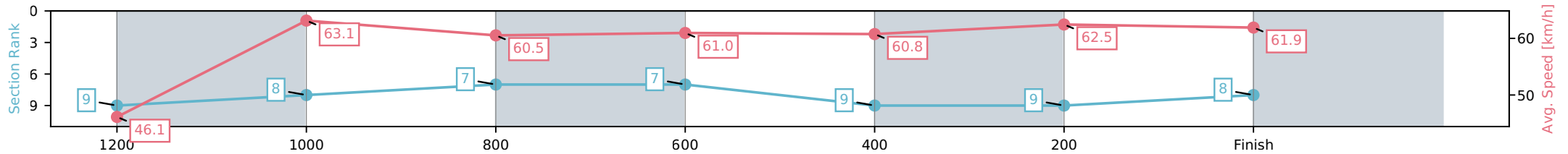
Race 8: TEMPUS TWO Class 4 Plate - 1350m

08 July 2026 - 4:38PM

Track Rating: Soft 5, Weather: Fine, Rail Position: +7m Entire Circuit



Section	L1350	L1200	L1000	L800	L600	L400	L200
Section Times	1:22.09 (0:12.24)	1:09.85 [9] (0:11.39)	0:58.47 [8] (0:11.86)	0:46.60 [7] (0:11.76)	0:34.84 [7] (0:11.79)	0:23.06 [9] (0:11.43)	0:11.62 [9] (0:11.62)
Average Speed [km/h]	46.1	63.1	60.5	61.0	60.8	62.5	61.9
Top Speed [km/h]	62.0	63.9	62.1	61.6	61.2	64.0	64.3
Avg. Dist. to Rail [m]	2.5	0.5	0.8	1.2	1.4	2.1	2.1
Avg. Stride Freq. [Hz]	2.4	2.4	2.4	2.4	2.4	2.4	2.4
Avg. Stride Length [m]	6.2	7.4	7.3	7.2	7.2	7.3	7.3



- [] Ranking at each section and finish
- :-:- No data available at this section
- NA No data available

Horse/Jockey Name	Master Of Rewards/Noriyuki Masuda
Finish Rank	9
Fastest Section Time (Section)	0:11.32 (1200-1000)
Top Speed [km/h] (Section)	64.7 (1200-1000)
Race State	Finished



Ipswich QLD --Professional-2026-07-08

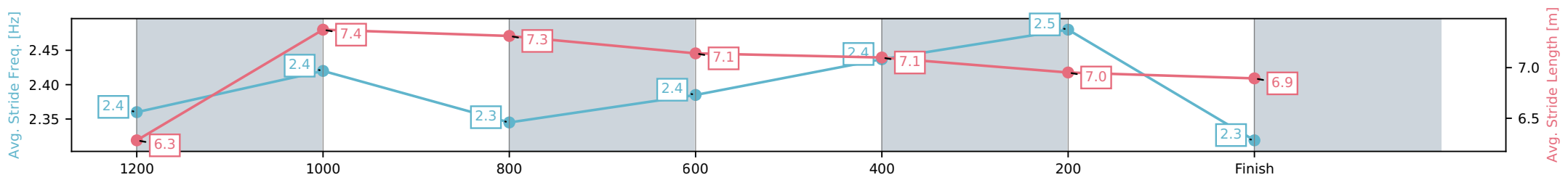
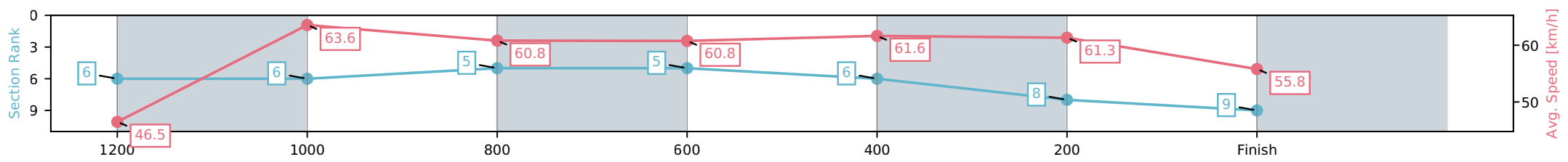
Race 8: TEMPUS TWO Class 4 Plate - 1350m

08 July 2026 - 4:38PM

Track Rating: Soft 5, Weather: Fine, Rail Position: +7m Entire Circuit



Section	L1350	L1200	L1000	L800	L600	L400	L200
Section Times	1:23.34 (0:12.11)	1:11.23 [6] (0:11.32)	0:59.91 [6] (0:11.81)	0:48.10 [5] (0:11.80)	0:36.30 [5] (0:11.61)	0:24.69 [6] (0:11.76)	0:12.93 [8] (0:12.93)
Average Speed [km/h]	46.5	63.6	60.8	60.8	61.6	61.3	55.8
Top Speed [km/h]	63.1	64.7	62.4	61.7	62.1	62.0	59.7
Avg. Dist. to Rail [m]	2.7	0.2	1.4	0.9	1.2	1.3	0.7
Avg. Stride Freq. [Hz]	2.4	2.4	2.3	2.4	2.4	2.5	2.3
Avg. Stride Length [m]	6.3	7.4	7.3	7.1	7.1	7.0	6.9



[] Ranking at each section and finish
 -:-:- No data available at this section
 NA No data available