

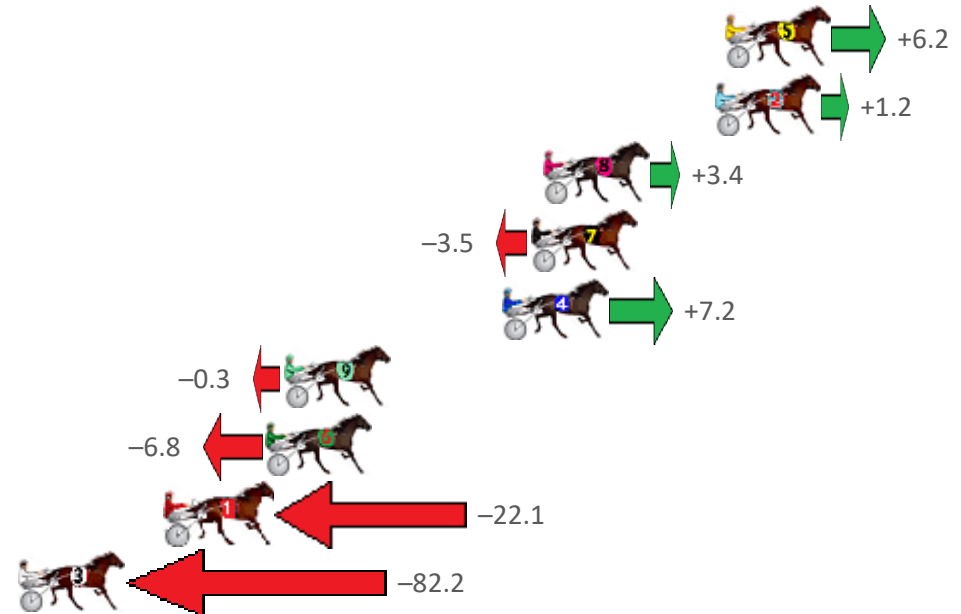
Redcliffe Race 1 Distance 1780m

Friday, 2 October 2020

Gross Time: 2:09.50 MileRate: 1:57.10 LeadTime: 11.10s First Qtr: 30.70s Second Qtr: 30.10s Third Qtr: 28.30s Fourth Qtr: 29.30s

NoHorse	Plc	Margin	Time	800Time (W)	400 Time (W)
5 DOUBLE OR NOTHING	1	0.0m	2:09.50	57.16s (1)	28.85s (1)
2 LUCKY UNLUCKY	2	0.4m	2:09.53	57.51s (1)	29.20s (1)
8 WHOSTOLEMYPIGEON	3	7.2m	2:10.05	57.36s (1)	28.99s (1)
7 JUST JOSHIN	4	7.7m	2:10.09	57.85s (0)	29.53s (0)
4 OUR LITTLE DIGGER	5	8.8m	2:10.18	57.08s (0)	28.51s (0)
9 TUAPEKA LIGHT	6	17.5m	2:10.84	57.62s (1)	29.39s (1)
6 CORPORAL LUNA	7	18.2m	2:10.90	58.09s (0)	29.52s (0)
1 ABRIDGED	8	22.1m	2:11.20	59.18s (0)	30.91s (0)
3 REMEMBER ME NOW	9	202.2m	2:25.04	63.49s (0)	32.37s (0)

Finish Position and metres gained from 800m



Sectionals
Powered by



Home of Australian Harness Sectionals

Get your sectionals delivered to your inbox daily

Check out www.pjdata.com.au



The Racing Queensland Board (trading as Racing Queensland) and provider are not responsible for the completeness or accuracy of any of the information contained herein, and makes no representations about its suitability for any purpose.

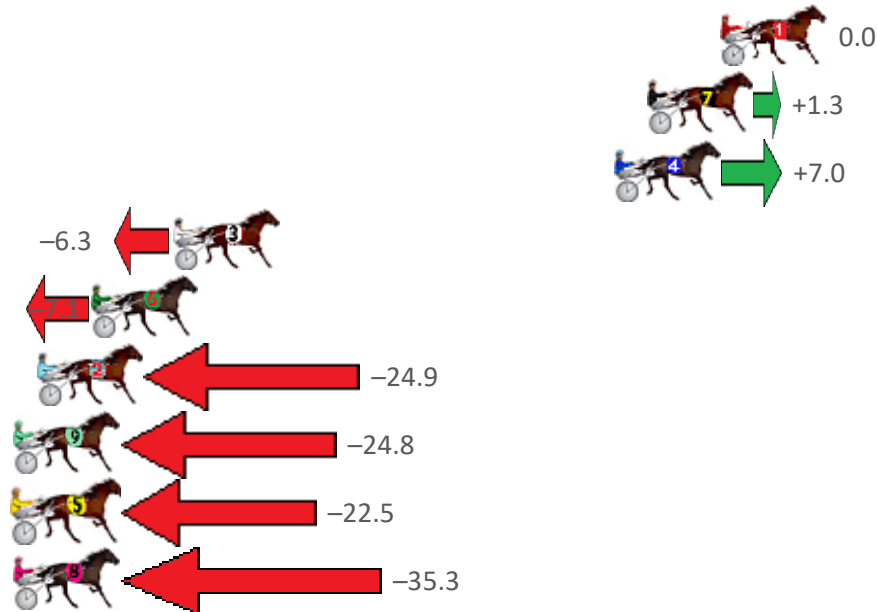
Redcliffe Race 2 Distance 2040m

Friday, 2 October 2020

Gross Time: 2:29.00 MileRate: 1:57.50 LeadTime: 31.20s First Qtr: 30.00s Second Qtr: 29.60s Third Qtr: 29.40s Fourth Qtr: 28.80s

No	Horse	Plc	Margin	Time	800Time (W)	400 Time (W)
1	FEEL LIKE DANCIN	1	0.0m	2:29.00	58.20s (0)	28.80s (0)
7	MILLWOOD TILLY	2	2.9m	2:29.22	58.11s (0)	28.69s (0)
4	FAVOURITEHIGHLIGHT	3	4.2m	2:29.32	57.69s (1)	28.44s (2)
3	HIGHVIEW FREDDY	4	21.7m	2:30.64	58.66s (1)	29.32s (2)
6	LOYOLA TRIOS	5	24.9m	2:30.88	58.71s (0)	29.19s (1)
2	COBBLER LANE	6	27.1m	2:31.05	60.00s (1)	30.58s (1)
9	COURAGEOUS LEO	7	31.6m	2:31.39	59.99s (1)	30.56s (1)
5	BUSTN FEELZ GOOD	8	35.7m	2:31.70	59.83s (0)	30.28s (0)
8	NOLONGA YOUR CHOIC	9	43.9m	2:32.32	60.75s (0)	31.21s (0)

Finish Position and metres gained from 800m



Sectionals
Powered by



Home of Australian Harness Sectionals

Get your sectionals delivered to your inbox daily

Check out www.pjdata.com.au



The Racing Queensland Board (trading as Racing Queensland) and provider are not responsible for the completeness or accuracy of any of the information contained herein, and makes no representations about its suitability for any purpose.

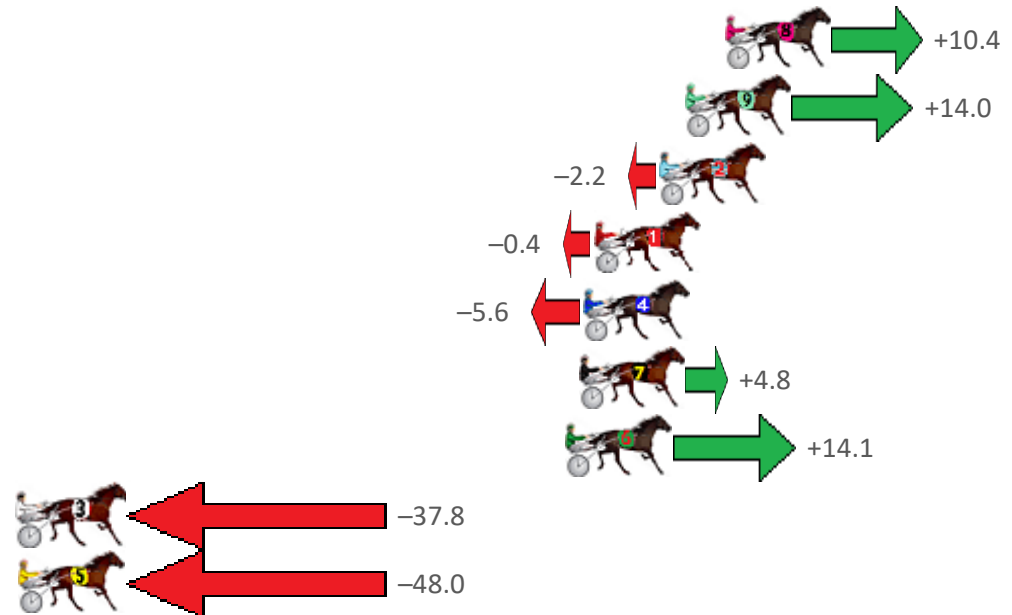
Redcliffe Race 3 Distance 1780m

Friday, 2 October 2020

Gross Time: 2:10.40 MileRate: 1:57.90 LeadTime: 11.10s First Qtr: 30.80s Second Qtr: 31.30s Third Qtr: 28.40s Fourth Qtr: 28.80s

NoHorse	Plc	Margin	Time	800Time (W)	400 Time (W)
8 IMA TOP TYCOON	1	0.0m	2:10.40	56.46s (1)	27.81s (2)
9 INTRANSIT	2	1.6m	2:10.52	56.20s (2)	28.27s (1)
2 MARK DENNIS	3	2.6m	2:10.60	57.36s (0)	28.96s (0)
1 IDEAL SITUATION	4	5.2m	2:10.79	57.23s (0)	28.84s (0)
4 SPRINGFIELD SPIRIT	5	5.6m	2:10.82	57.60s (1)	29.20s (1)
7 WATTLEBANK FLYER	6	5.8m	2:10.84	56.86s (2)	28.89s (1)
6 THREE MUGS IN	7	6.3m	2:10.88	56.20s (2)	28.58s (0)
3 ATTACK ON COMMAND	8	44.0m	2:13.73	59.89s (1)	30.98s (1)
5 HAWKOWL	9	90.0m	2:17.20	60.61s (0)	30.95s (0)

Finish Position and metres gained from 800m



Sectionals
Powered by



Home of Australian Harness Sectionals

Get your sectionals delivered to your inbox daily

Check out www.pjdata.com.au



The Racing Queensland Board (trading as Racing Queensland) and provider are not responsible for the completeness or accuracy of any of the information contained herein, and makes no representations about its suitability for any purpose.

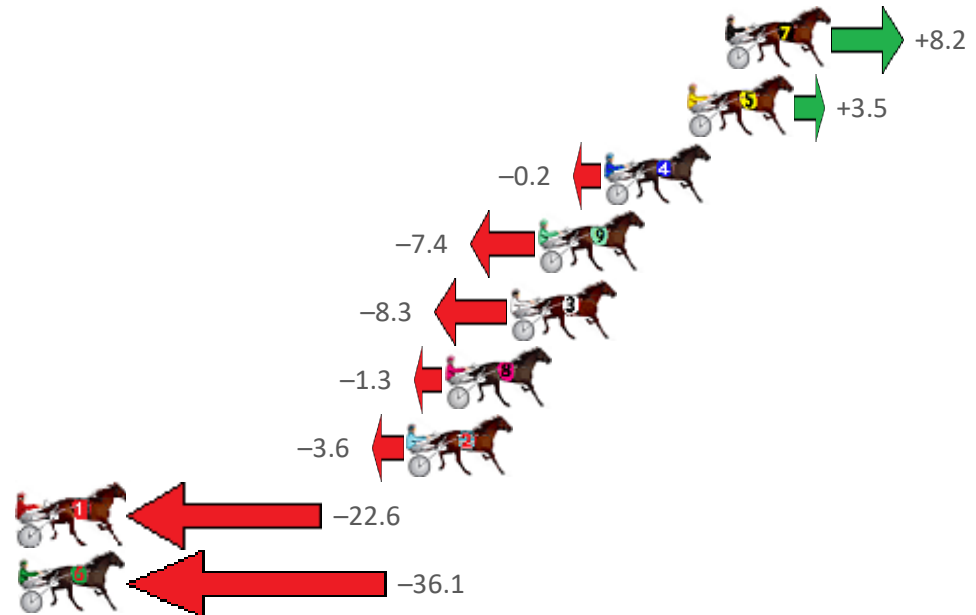
Redcliffe Race 4 Distance 2280m

Friday, 2 October 2020

Gross Time: 3:03.40 MileRate: 2:08.90 LeadTime: 57.80s First Qtr: 32.90s Second Qtr: 32.70s Third Qtr: 29.80s Fourth Qtr: 30.20s

NoHorse	Plc	Margin	Time	800Time (W)	400 Time (W)
7 ROCKET NOVA	1	0.0m	3:03.40	59.39s (2)	29.33s (3)
5 DOWN UNDER RORS	2	1.5m	3:03.52	59.74s (1)	29.89s (1)
4 DELLSUN	3	4.8m	3:03.78	60.01s (0)	30.22s (0)
9 LAVROS SEGIL	4	7.4m	3:03.99	60.55s (1)	30.71s (1)
3 DAY TOURER	5	8.5m	3:04.07	60.62s (0)	30.84s (0)
8 KYVALLEY TINMAN	6	11.1m	3:04.28	60.10s (1)	30.10s (1)
2 MALABAR SPUR	7	12.6m	3:04.40	60.27s (0)	30.44s (0)
1 CHOCOLATEHANDFUL	8	39.6m	3:06.53	61.69s (1)	31.55s (0)
6 DEFENCE GOT JUMPED	9	39.9m	3:06.56	62.69s (2)	32.40s (2)

Finish Position and metres gained from 800m



Sectionals
Powered by



Home of Australian Harness Sectionals

Get your sectionals delivered to your inbox daily

Check out www.pjdata.com.au



The Racing Queensland Board (trading as Racing Queensland) and provider are not responsible for the completeness or accuracy of any of the information contained herein, and makes no representations about its suitability for any purpose.

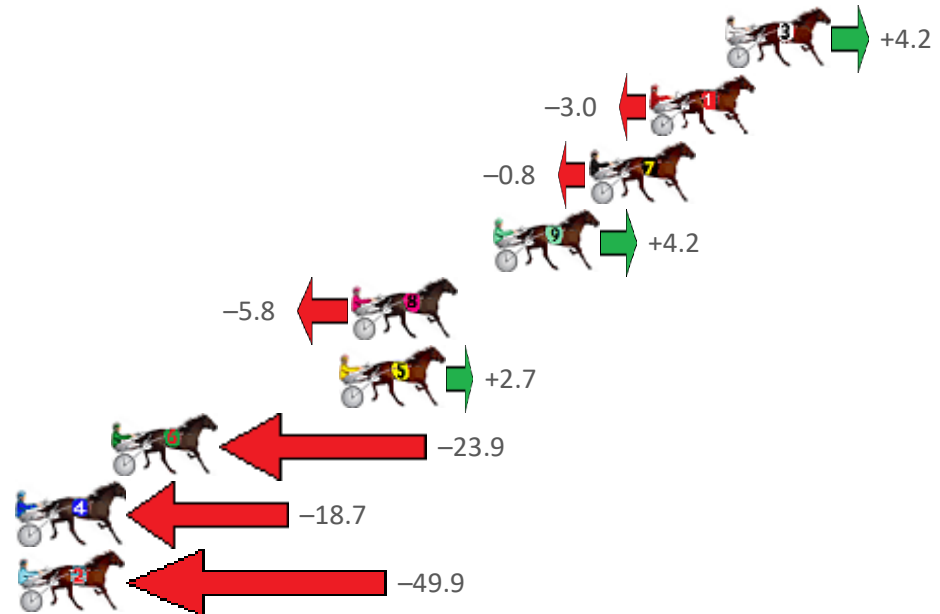
Redcliffe Race 5 Distance 1780m

Friday, 2 October 2020

Gross Time: 2:10.00 MileRate: 1:57.50 LeadTime: 11.60s First Qtr: 30.30s Second Qtr: 31.00s Third Qtr: 28.80s Fourth Qtr: 28.30s

NoHorse	Plc	Margin	Time	800Time (W)	400 Time (W)
3 TORQUE ONETWOTHRE	1	0.0m	2:10.00	56.80s (1)	27.88s (2)
1 OUR RIDGY DIDGE	2	3.0m	2:10.22	57.31s (0)	28.51s (0)
7 ALLSTAR SEA	3	5.4m	2:10.40	57.16s (0)	28.31s (0)
9 DEVOUGED	4	9.2m	2:10.68	56.80s (1)	27.79s (1)
8 WARNER	5	14.8m	2:11.10	57.51s (0)	28.71s (1)
5 HUNTAWAY	6	15.3m	2:11.14	56.91s (1)	27.81s (0)
6 ARTISTIC SAINT	7	24.3m	2:11.81	58.80s (1)	29.74s (1)
4 FOUR FOR FOUR	8	35.3m	2:12.62	58.43s (2)	29.05s (1)
2 APACHE WIND	9	58.7m	2:14.36	60.64s (1)	31.26s (0)

Finish Position and metres gained from 800m



Sectionals
Powered by



Home of Australian Harness Sectionals

Get your sectionals delivered to your inbox daily

Check out www.pjdata.com.au



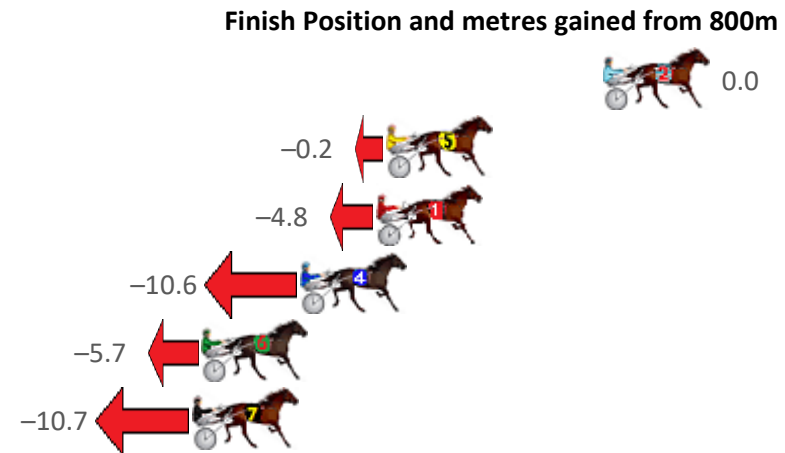
The Racing Queensland Board (trading as Racing Queensland) and provider are not responsible for the completeness or accuracy of any of the information contained herein, and makes no representations about its suitability for any purpose.

Redcliffe Race 6 Distance 2040m

Friday, 2 October 2020

Gross Time: 2:29.10 MileRate: 1:57.60 LeadTime: 31.40s First Qtr: 30.10s Second Qtr: 30.70s Third Qtr: 29.00s Fourth Qtr: 27.90s

No	Horse	Plc	Margin	Time	800Time (W)	400 Time (W)
2	HURRICANE ROY	1	0.0m	2:29.10	56.90s (0)	27.90s (0)
5	JONAH JONES	2	8.6m	2:29.73	56.91s (0)	27.89s (0)
1	UNASSUMING CHAMP	3	9.0m	2:29.76	57.24s (0)	28.23s (0)
4	ULTIMATE AD	4	12.0m	2:29.98	57.65s (1)	28.62s (1)
6	EL GRAN SENOR	5	15.9m	2:30.27	57.30s (1)	28.23s (1)
7	MONTANA CHIEF	6	16.3m	2:30.30	57.66s (1)	28.59s (1)



Sectionals
Powered by



Home of Australian Harness Sectionals

Get your sectionals delivered to your inbox daily

Check out www.pjdata.com.au



The Racing Queensland Board (trading as Racing Queensland) and provider are not responsible for the completeness or accuracy of any of the information contained herein, and makes no representations about its suitability for any purpose.

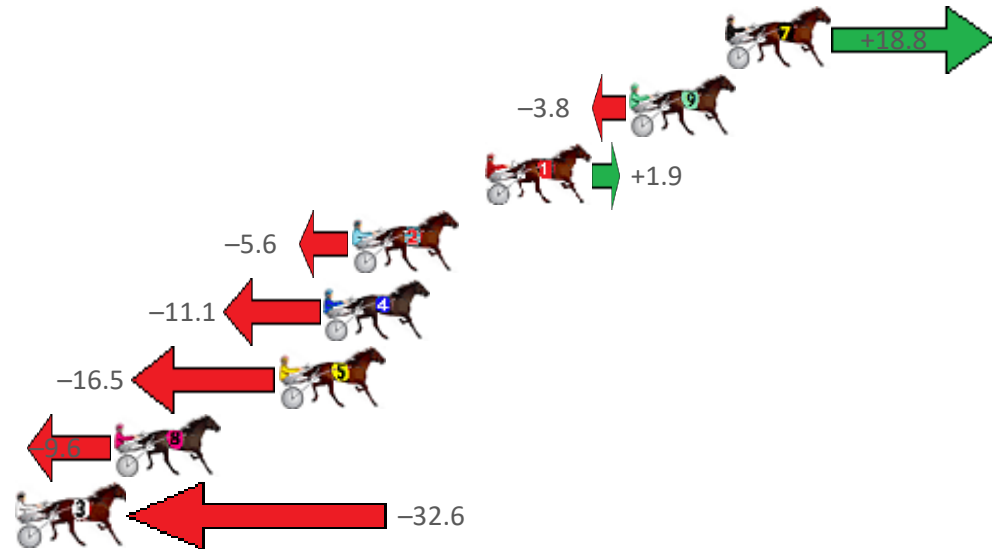
Redcliffe Race 7 Distance 2040m

Friday, 2 October 2020

Gross Time: 2:31.10 MileRate: 1:59.20 LeadTime: 30.60s First Qtr: 30.00s Second Qtr: 30.70s Third Qtr: 28.80s Fourth Qtr: 31.00s

NoHorse	Plc	Margin	Time	800Time (W)	400 Time (W)
7 WHERES TASCOTT	1	0.0m	2:31.10	58.40s (1)	29.81s (2)
9 HIGH ON MONTANA	2	3.8m	2:31.41	60.08s (1)	31.29s (1)
1 JENUFLECTION	3	9.5m	2:31.87	59.66s (0)	30.55s (0)
2 DOOLITTLE DANDY	4	14.8m	2:32.30	60.22s (1)	31.28s (2)
4 A ROCKNROLL LEGACY	5	15.9m	2:32.39	60.63s (1)	31.49s (1)
5 UNCLE RYAN	6	17.7m	2:32.53	61.03s (0)	32.36s (0)
8 TUESDAYS COURAGE	7	24.2m	2:33.06	60.51s (1)	31.52s (1)
3 MISS FRICTION	8	39.6m	2:34.31	62.22s (0)	33.20s (0)

Finish Position and metres gained from 800m



Sectionals
Powered by



Home of Australian Harness Sectionals

Get your sectionals delivered to your inbox daily

Check out www.pjdata.com.au



The Racing Queensland Board (trading as Racing Queensland) and provider are not responsible for the completeness or accuracy of any of the information contained herein, and makes no representations about its suitability for any purpose.

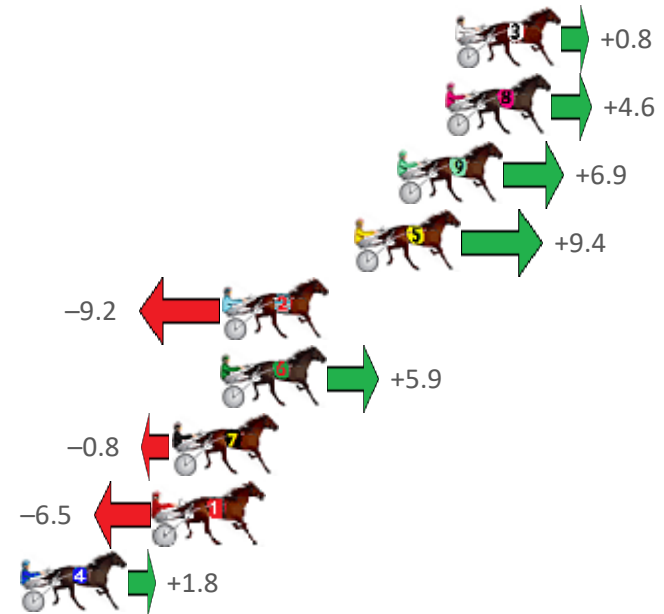
Redcliffe Race 8 Distance 1780m

Friday, 2 October 2020

Gross Time: 2:14.20 MileRate: 2:01.30 LeadTime: 11.70s First Qtr: 32.20s Second Qtr: 31.40s Third Qtr: 29.70s Fourth Qtr: 29.20s

NoHorse	Plc	Margin	Time	800Time (W)	400 Time (W)
3 KOOKABURRAPRINCESS	1	0.0m	2:14.20	58.84s (1)	29.20s (1)
8 SHESFEELINPRECIOUS	2	0.4m	2:14.23	58.56s (1)	28.91s (1)
9 DONTCH SEE IT	3	2.3m	2:14.38	58.39s (1)	28.74s (1)
5 WATYOUSEEISWATUGE	4	4.0m	2:14.51	58.21s (1)	28.53s (1)
2 LAZY BLAZE	5	9.2m	2:14.90	59.57s (0)	29.87s (0)
6 TORQUE WRITER	6	9.3m	2:14.91	58.47s (0)	28.70s (0)
7 CAMPBELL BEST	7	11.2m	2:15.06	58.96s (0)	29.17s (0)
1 MOLLIGUANNA	8	11.9m	2:15.11	59.38s (0)	29.66s (0)
4 WHATA REACTOR	9	17.2m	2:15.52	58.77s (1)	29.17s (1)

Finish Position and metres gained from 800m



Sectionals
Powered by



Home of Australian Harness Sectionals

Get your sectionals delivered to your inbox daily

Check out www.pjdata.com.au



The Racing Queensland Board (trading as Racing Queensland) and provider are not responsible for the completeness or accuracy of any of the information contained herein, and makes no representations about its suitability for any purpose.