

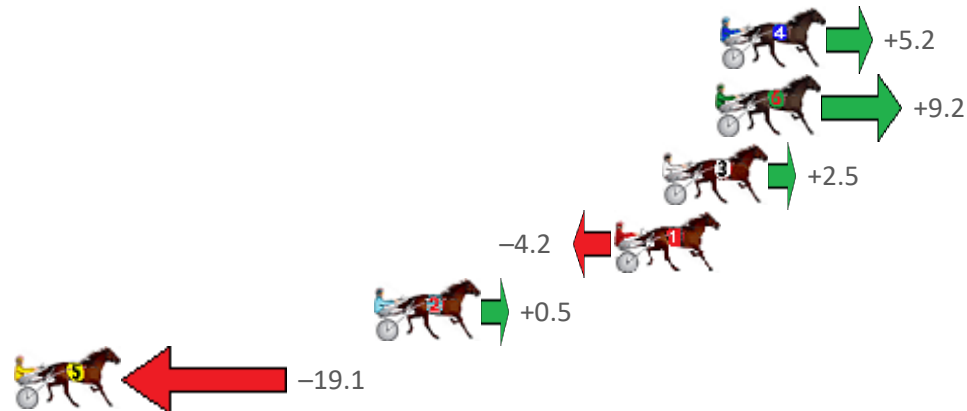
Albion Park Race 1 Distance 1660m

Tuesday, 20 April 2021

Gross Time: 2:02.40 MileRate: 1:58.70 LeadTime: 3.40s First Qtr: 29.40s Second Qtr: 31.60s Third Qtr: 28.70s Fourth Qtr: 29.30s

NoHorse	Plc	Margin	Time	800Time (W)	400 Time (W)
4 ARNOLD STREET	1	0.0m	2:02.40	57.63s (0)	28.95s (0)
6 FUTURE ASSURED	2	0.2m	2:02.42	57.34s (1)	29.05s (2)
3 SHADYS CULLECT	3	2.3m	2:02.58	57.82s (1)	29.35s (1)
1 SHEZ NOTORIOUS	4	4.2m	2:02.72	58.30s (0)	29.61s (0)
2 MYSTICAL CHARM	5	13.7m	2:03.45	57.96s (1)	29.66s (1)
5 CONNIES SPIRIT	6	29.5m	2:04.67	59.38s (0)	30.25s (0)

Finish Position and metres gained from 800m



Sectionals
Powered by

PJ HARNESS ANALYSER Version 3.05 Out Now!
HORSE REPORTS / RAW DATA
 All your sectional needs Check us out at www.pjdata.com.au



The Racing Queensland Board (trading as Racing Queensland) and provider are not responsible for the completeness or accuracy of any of the information contained herein, and makes no representations about its suitability for any purpose.

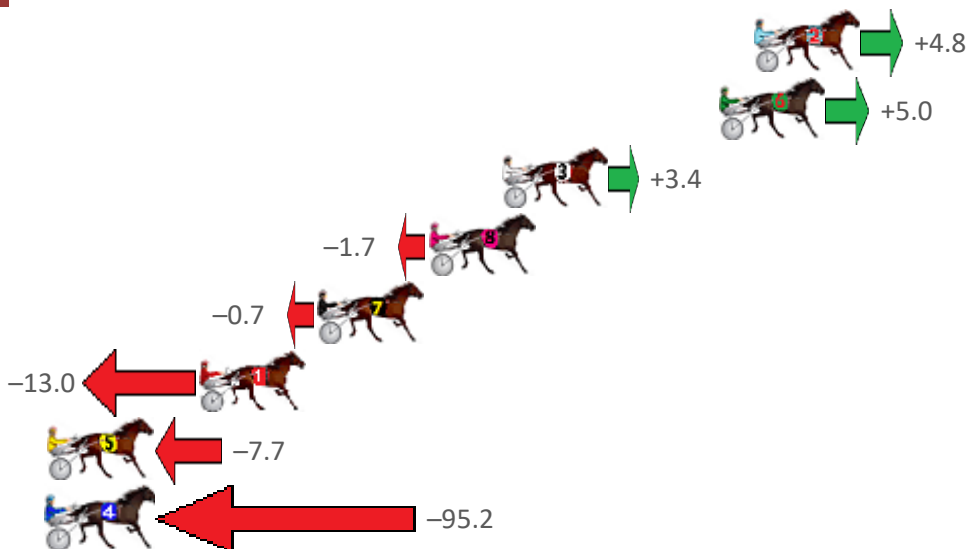
Albion Park Race 2 Distance 2138m

Tuesday, 20 April 2021

Gross Time: 2:45.00 MileRate: 2:04.20 LeadTime: 41.90s First Qtr: 30.60s Second Qtr: 31.50s Third Qtr: 30.80s Fourth Qtr: 30.20s

No	Horse	Plc	Margin	Time	800Time (W)	400 Time (W)
2	DOWN UNDER RORS	1	0.0m	2:45.00	60.64s (0)	29.67s (0)
6	CHASING GREAT	2	1.4m	2:45.11	60.62s (1)	30.31s (0)
3	STEVES STAR	3	10.0m	2:45.79	60.74s (0)	29.78s (3)
8	THE REAPER	4	12.9m	2:46.02	61.13s (1)	30.93s (1)
7	SHEGOTSASS	5	17.3m	2:46.37	61.05s (1)	30.42s (2)
1	NORAHS FLING	6	22.0m	2:46.74	61.99s (0)	30.68s (1)
5	JANSSON	7	28.3m	2:47.24	61.58s (0)	31.02s (0)
4	GUNNER	8	95.2m	2:52.53	68.22s (0)	36.52s (0)

Finish Position and metres gained from 800m



Sectionals
Powered by

PJ

HARNES ANALYSER

HORSE REPORTS / RAW DATA

All your sectional needs

Check us out at www.pjdata.com.au

Version 3.05
Out Now!

The Racing Queensland Board (trading as Racing Queensland) and provider are not responsible for the completeness or accuracy of any of the information contained herein, and makes no representations about its suitability for any purpose.

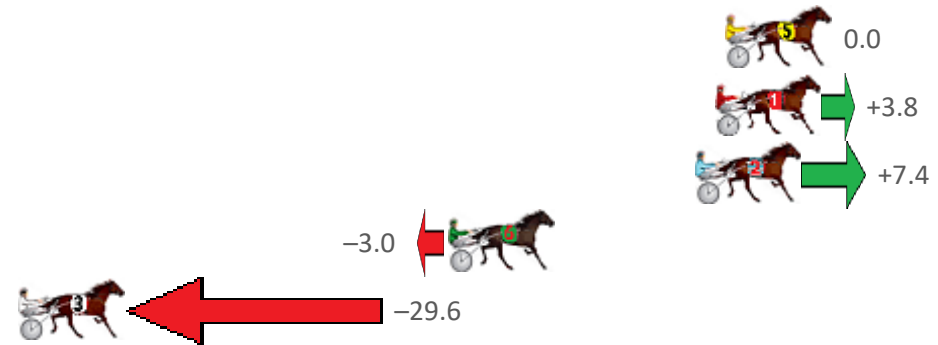
Albion Park Race 3 Distance 2138m

Tuesday, 20 April 2021

Gross Time: 2:33.10 MileRate: 1:55.20 LeadTime: 36.10s First Qtr: 30.20s Second Qtr: 29.10s Third Qtr: 28.50s Fourth Qtr: 29.20s

NoHorse	Plc	Margin	Time	800Time (W)	400 Time (W)
5 CHANTREY	1	0.0m	2:33.10	57.70s (0)	29.20s (0)
1 SABRAGE	2	0.4m	2:33.13	57.43s (0)	28.88s (0)
2 HEZA BROMAC	3	1.2m	2:33.19	57.17s (0)	28.60s (0)
6 LIFE OF BRIAN	4	11.0m	2:33.94	57.92s (2)	29.78s (1)
3 INTRANSIT	5	35.0m	2:35.78	59.82s (1)	30.87s (1)

Finish Position and metres gained from 800m



Sectionals
Powered by

PJ HARNESS ANALYSER Version 3.05 Out Now!
HORSE REPORTS / RAW DATA
 All your sectional needs Check us out at www.pjdata.com.au



The Racing Queensland Board (trading as Racing Queensland) and provider are not responsible for the completeness or accuracy of any of the information contained herein, and makes no representations about its suitability for any purpose.

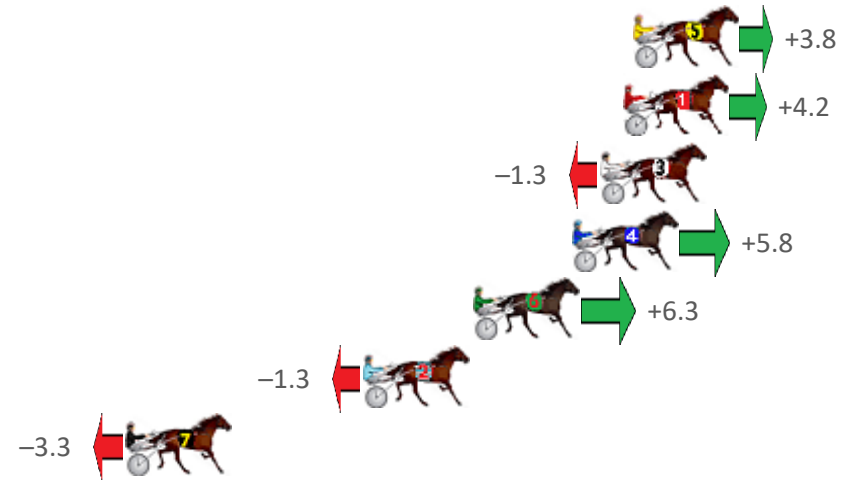
Albion Park Race 4 Distance 1660m

Tuesday, 20 April 2021

Gross Time: 2:00.00 MileRate: 1:56.40 LeadTime: 3.30s First Qtr: 28.10s Second Qtr: 31.30s Third Qtr: 29.60s Fourth Qtr: 27.70s

NoHorse	Plc	Margin	Time	800Time (W)	400 Time (W)
5 JASPER	1	0.0m	2:00.00	57.03s (1)	27.52s (1)
1 AUNTY BELLA	2	0.4m	2:00.03	57.00s (0)	27.44s (0)
3 LILLIES	3	1.3m	2:00.09	57.39s (0)	27.79s (0)
4 PRINCESS CHILLA	4	2.4m	2:00.17	56.89s (1)	27.37s (1)
6 WANNAGO	5	6.3m	2:00.46	56.85s (1)	27.35s (1)
2 KENDYS BUTTERFLY	6	10.7m	2:00.78	57.39s (0)	27.80s (0)
7 OUR BELLA LUCIA	7	20.1m	2:01.46	57.54s (1)	28.01s (1)

Finish Position and metres gained from 800m



Sectionals
Powered by

PJ HARNESS ANALYSER Version 3.05 Out Now!
HORSE REPORTS / RAW DATA
 All your sectional needs Check us out at www.pjdata.com.au



The Racing Queensland Board (trading as Racing Queensland) and provider are not responsible for the completeness or accuracy of any of the information contained herein, and makes no representations about its suitability for any purpose.

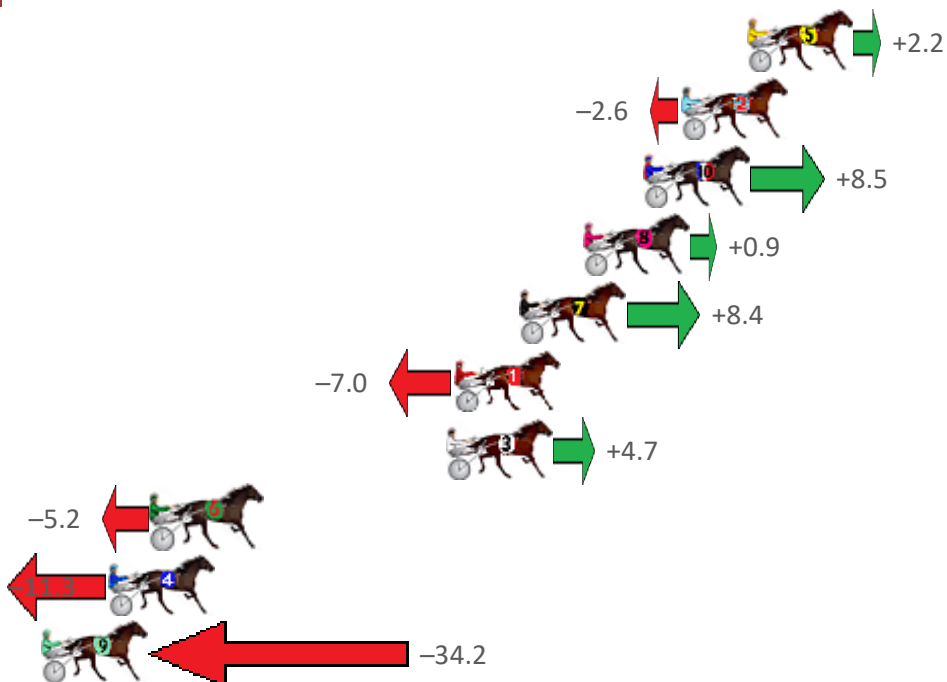
Albion Park Race 5 Distance 1660m

Tuesday, 20 April 2021

Gross Time: 2:00.50 MileRate: 1:56.80 LeadTime: 3.40s First Qtr: 28.40s Second Qtr: 31.90s Third Qtr: 28.20s Fourth Qtr: 28.60s

NoHorse	Plc	Margin	Time	800Time (W)	400 Time (W)
5 CHAMONIX	1	0.0m	2:00.50	56.64s (1)	28.53s (1)
2 FRONTLINER	2	2.6m	2:00.70	56.98s (0)	28.78s (0)
10 LOVE YOUR WORK	3	4.1m	2:00.81	56.20s (1)	28.62s (2)
8 HES SWEET	4	6.5m	2:00.99	56.74s (1)	28.66s (1)
7 PARATROUPER	5	9.0m	2:01.18	56.21s (2)	28.61s (2)
1 AYE AYE CAPTAIN	6	11.6m	2:01.37	57.29s (0)	29.04s (0)
3 LETS BLAZE	7	11.9m	2:01.39	56.47s (1)	28.68s (1)
6 DON HESTON	8	23.6m	2:02.27	57.17s (0)	29.07s (1)
4 BLACKJACK JIM	9	25.3m	2:02.40	57.60s (0)	28.82s (1)
9 BONDI PRINCE	10	43.2m	2:03.74	59.21s (0)	30.45s (0)

Finish Position and metres gained from 800m



Sectionals
Powered by

PJ HARNES ANALYSER

HORSE REPORTS / RAW DATA

Version 3.05
Out Now!

All your sectional needs

Check us out at www.pjdata.com.au

The Racing Queensland Board (trading as Racing Queensland) and provider are not responsible for the completeness or accuracy of any of the information contained herein, and makes no representations about its suitability for any purpose.

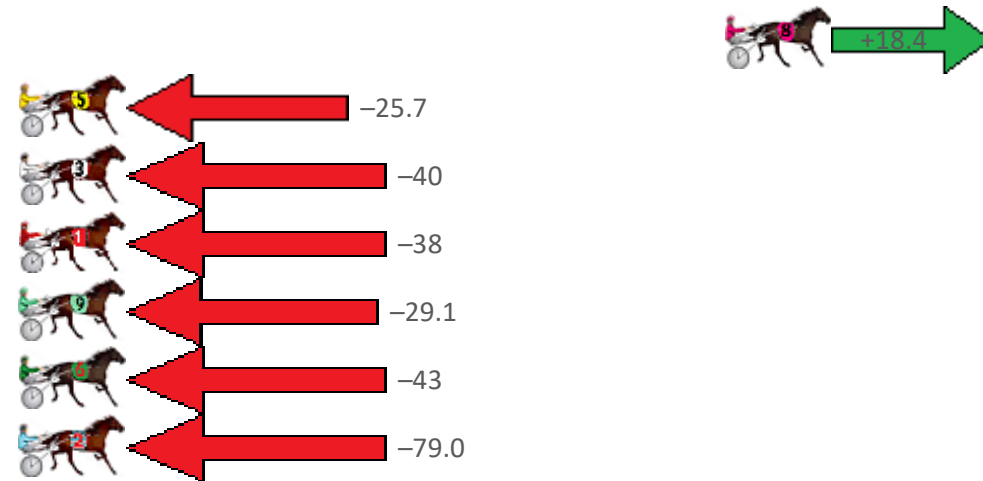
Albion Park Race 6 Distance 1660m

Tuesday, 20 April 2021

Gross Time: 1:57.80 MileRate: 1:54.20 LeadTime: 3.30s First Qtr: 27.40s Second Qtr: 31.20s Third Qtr: 28.40s Fourth Qtr: 27.50s

No	Horse	Plc	Margin	Time	800Time (W)	400 Time (W)
8	MANILA PLAYBOY	1	0.0m	1:57.80	54.62s (1)	27.50s (0)
5	SPECIALANDIKNOWIT	2	35.3m	2:00.35	57.69s (1)	28.82s (1)
3	GLENLEDI COMMANDE	3	39.8m	2:00.68	58.67s (0)	29.76s (0)
1	CHARMING CHARLOTTE	4	41.7m	2:00.82	58.51s (0)	29.57s (0)
9	OCTOBER RACKETEER	5	43.1m	2:00.92	57.92s (1)	29.09s (0)
6	A RAINBOW DANCER	6	47.9m	2:01.27	58.88s (1)	29.97s (1)
2	OFFICE BAD BOY	7	169.0m	2:10.03	61.39s (0)	30.85s (0)

Finish Position and metres gained from 800m



Sectionals
Powered by

PJ HARNESS ANALYSER Version 3.05 Out Now!
HORSE REPORTS / RAW DATA
 All your sectional needs Check us out at www.pjdata.com.au



The Racing Queensland Board (trading as Racing Queensland) and provider are not responsible for the completeness or accuracy of any of the information contained herein, and makes no representations about its suitability for any purpose.

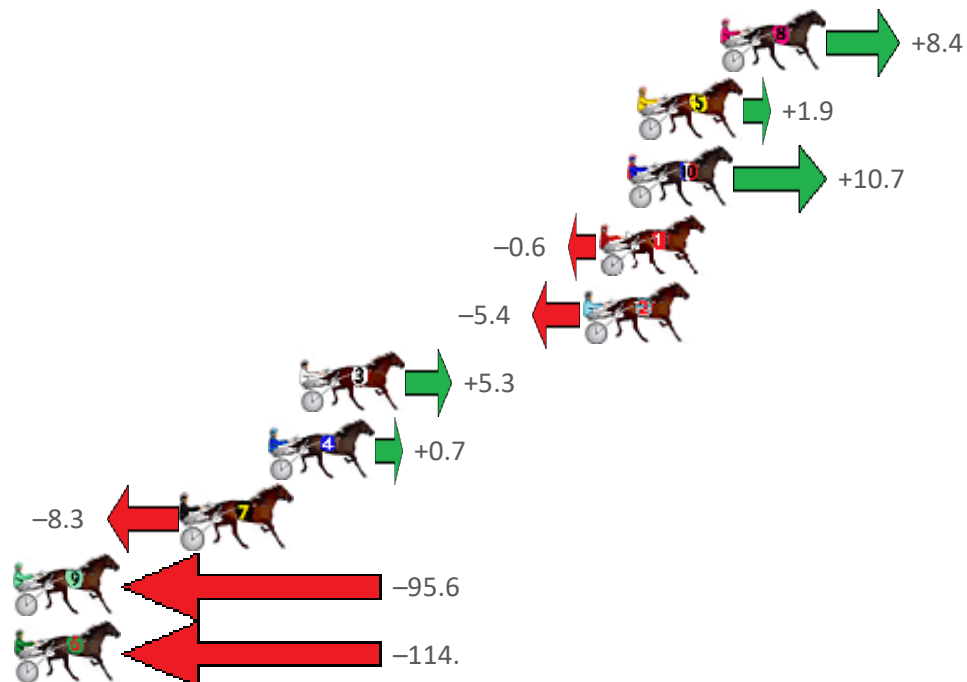
Albion Park Race 7 Distance 1660m

Tuesday, 20 April 2021

Gross Time: 2:01.10 MileRate: 1:57.40 LeadTime: 3.40s First Qtr: 28.00s Second Qtr: 32.40s Third Qtr: 28.80s Fourth Qtr: 28.50s

NoHorse	Plc	Margin	Time	800Time (W)	400 Time (W)
8 CHAINLINC	1	0.0m	2:01.10	56.70s (0)	27.85s (0)
5 COPPICE	2	3.3m	2:01.35	57.16s (1)	28.39s (1)
10 FORTES IN FIDE	3	3.7m	2:01.38	56.54s (1)	27.81s (1)
1 ATOMIC BOMBSHELL	4	4.8m	2:01.46	57.34s (0)	28.50s (0)
2 KWASII	5	5.4m	2:01.50	57.68s (0)	28.88s (0)
3 LANCELOT BROMAC	6	16.7m	2:02.35	56.92s (2)	29.02s (2)
4 DEADLY ROCKER	7	17.9m	2:02.44	57.25s (1)	28.51s (2)
7 THREE MACHS	8	21.3m	2:02.69	57.89s (0)	29.02s (0)
9 DELIGHTFUL REASON	9	105.6m	2:09.00	64.11s (1)	35.34s (1)
6 ROCK THE HOUSE	10	140.9m	2:11.65	65.43s (2)	37.53s (2)

Finish Position and metres gained from 800m



Sectionals
Powered by

PJ HARNESS ANALYSER

HORSE REPORTS / RAW DATA

Version 3.05
Out Now!

All your sectional needs

Check us out at www.pjdata.com.au

The Racing Queensland Board (trading as Racing Queensland) and provider are not responsible for the completeness or accuracy of any of the information contained herein, and makes no representations about its suitability for any purpose.

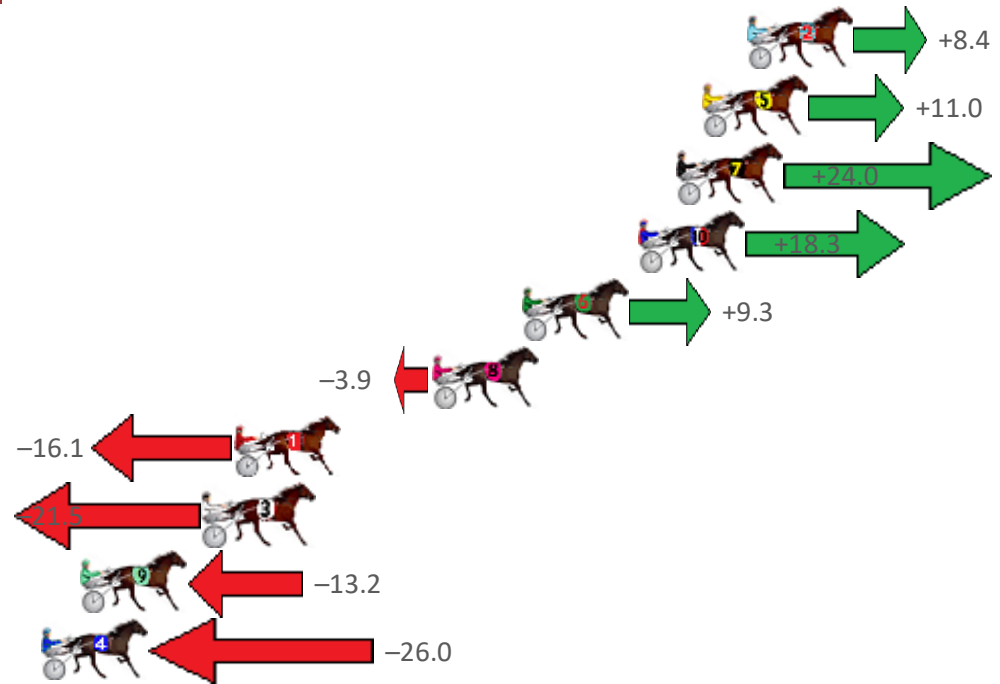
Albion Park Race 8 Distance 1660m

Tuesday, 20 April 2021

Gross Time: 1:59.60 MileRate: 1:55.90 LeadTime: 3.40s First Qtr: 26.00s Second Qtr: 32.60s Third Qtr: 28.40s Fourth Qtr: 29.20s

NoHorse	Plc	Margin	Time	800Time (W)	400 Time (W)
2 CHEESANDKISSES	1	0.0m	1:59.60	57.00s (1)	28.85s (2)
5 RAANI	2	1.8m	1:59.74	56.81s (1)	28.66s (2)
7 SCOTCH EN ICE	3	2.8m	1:59.81	55.88s (1)	28.10s (1)
10 ROYAL OBSESSION	4	4.3m	1:59.93	56.29s (1)	28.54s (2)
6 KING OF TRUMPS	5	8.9m	2:00.28	56.93s (1)	28.86s (1)
8 RUNFORTHROSES	6	12.5m	2:00.56	57.88s (0)	29.32s (0)
1 RECIPE FOR DREAMING	7	20.3m	2:01.15	58.75s (0)	30.21s (0)
3 MY CHINA DOLL	8	21.5m	2:01.25	59.14s (0)	30.76s (0)
9 SIGNOR JUJON	9	26.4m	2:01.62	58.55s (0)	30.00s (0)
4 MAGICOL IDEAL	10	29.2m	2:01.84	59.46s (1)	31.19s (1)

Finish Position and metres gained from 800m



Sectionals
Powered by

PJ HARNESS ANALYSER

HORSE REPORTS / RAW DATA

Version 3.05
Out Now!

All your sectional needs

Check us out at www.pjdata.com.au

The Racing Queensland Board (trading as Racing Queensland) and provider are not responsible for the completeness or accuracy of any of the information contained herein, and makes no representations about its suitability for any purpose.

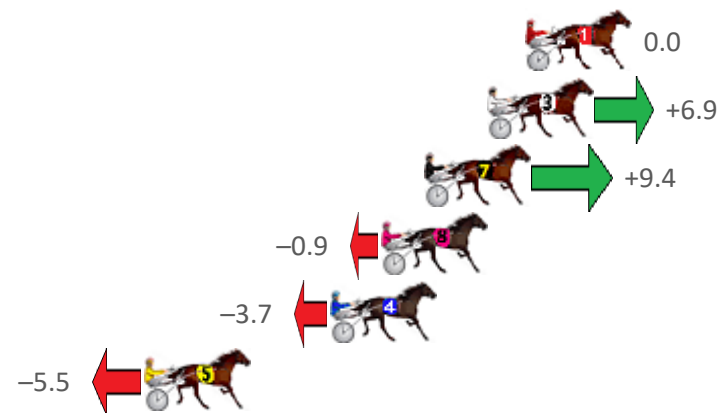
Albion Park Race 9 Distance 2138m

Tuesday, 20 April 2021

Gross Time: 2:35.10 MileRate: 1:56.70 LeadTime: 39.50s First Qtr: 29.90s Second Qtr: 28.90s Third Qtr: 28.10s Fourth Qtr: 28.70s

NoHorse	Plc	Margin	Time	800Time (W)	400 Time (W)
1 LEFT A TERROR	1	0.0m	2:35.10	56.80s (0)	28.70s (0)
3 KING TRITON	2	1.5m	2:35.21	56.31s (1)	28.21s (1)
7 HENRY HU	3	4.0m	2:35.40	56.14s (1)	28.03s (1)
8 DYNAMIC BROMAC	4	5.7m	2:35.53	56.86s (0)	28.74s (0)
4 DATTITUDE	5	7.7m	2:35.68	57.06s (1)	28.94s (1)
5 HAVING THE FAITH	6	15.1m	2:36.24	57.19s (0)	29.08s (0)

Finish Position and metres gained from 800m



Sectionals
Powered by

PJ HARNESS ANALYSER Version 3.05 Out Now!
HORSE REPORTS / RAW DATA
 All your sectional needs Check us out at www.pjdata.com.au



The Racing Queensland Board (trading as Racing Queensland) and provider are not responsible for the completeness or accuracy of any of the information contained herein, and makes no representations about its suitability for any purpose.

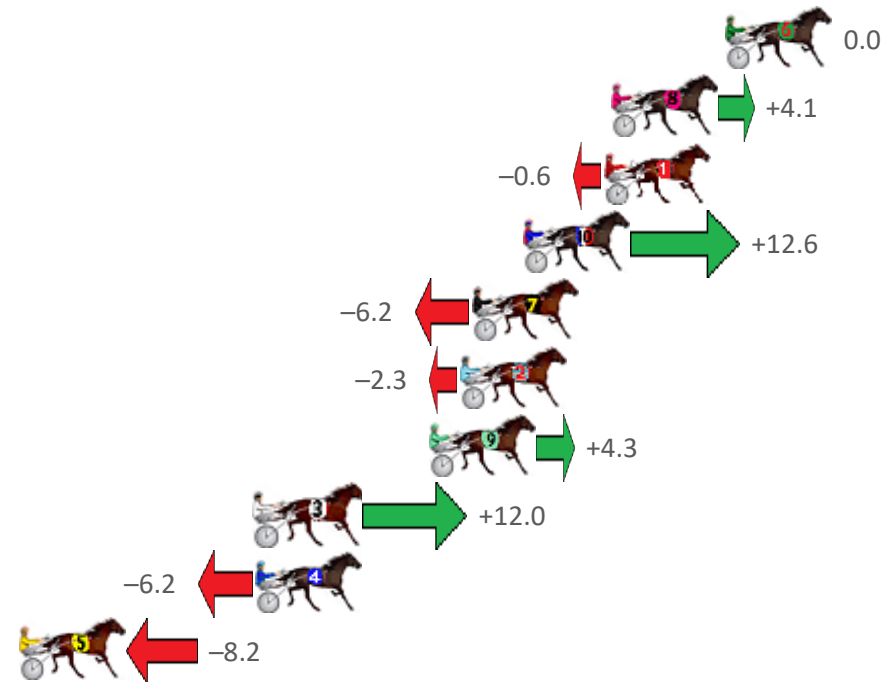
Albion Park Race 10 Distance 1660m

Tuesday, 20 April 2021

Gross Time: 1:59.00 MileRate: 1:55.40 LeadTime: 3.40s First Qtr: 28.00s Second Qtr: 31.30s Third Qtr: 29.20s Fourth Qtr: 27.10s

No	Horse	Plc	Margin	Time	800Time (W)	400 Time (W)
6	GOLIGHTLY	1	0.0m	1:59.00	56.30s (0)	27.10s (0)
8	RAGNARR	2	4.5m	1:59.32	56.01s (0)	26.66s (0)
1	ALE ALE KAI	3	4.8m	1:59.34	56.34s (0)	27.07s (0)
10	OUR UNCLE JIM	4	8.0m	1:59.57	55.42s (1)	26.97s (2)
7	AQUA MISS	5	10.0m	1:59.71	56.73s (1)	27.41s (1)
2	JAY TEE TYRON	6	10.5m	1:59.75	56.46s (1)	27.16s (1)
9	VIRGIL	7	11.7m	1:59.84	56.00s (2)	27.51s (2)
3	HOT ROD HEAVEN	8	18.6m	2:00.33	55.46s (1)	26.90s (2)
4	NO CONFESSION	8	18.6m	2:00.33	56.73s (1)	27.29s (1)
5	OYSTER STRIDE	10	33.6m	2:01.40	56.87s (1)	28.20s (2)

Finish Position and metres gained from 800m



Sectionals
Powered by

PJ HARNESS ANALYSER
HORSE REPORTS / RAW DATA

Version 3.05
Out Now!

All your sectional needs

Check us out at www.pjdata.com.au



The Racing Queensland Board (trading as Racing Queensland) and provider are not responsible for the completeness or accuracy of any of the information contained herein, and makes no representations about its suitability for any purpose.