

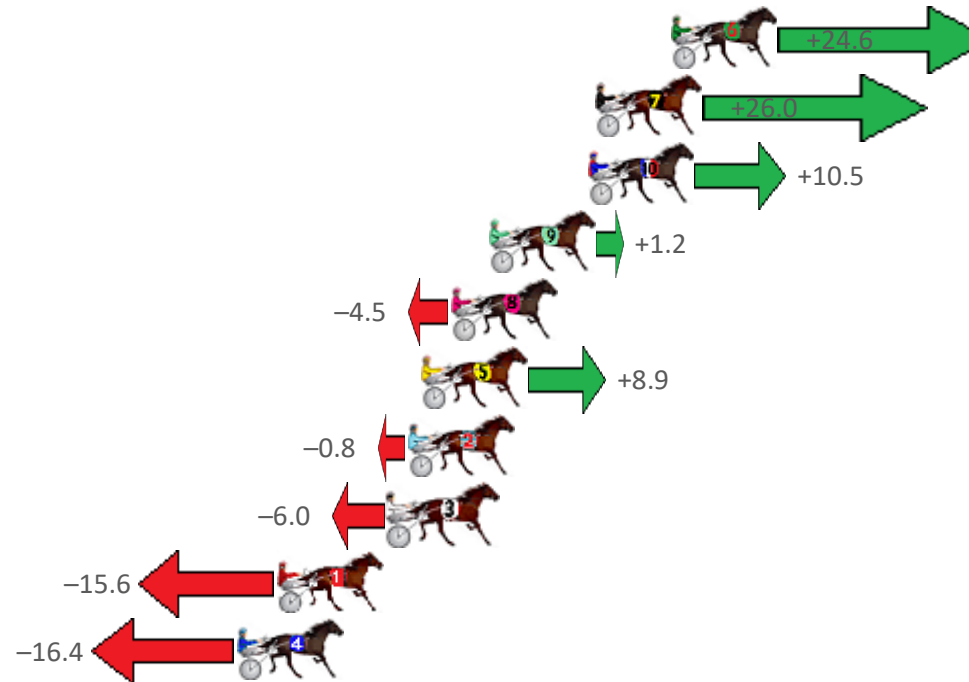
Albion Park Race 1 Distance 1660m

Friday, 23 July 2021

Gross Time: 1:57.10 MileRate: 1:53.50 LeadTime: 3.40s First Qtr: 26.40s Second Qtr: 30.10s Third Qtr: 28.30s Fourth Qtr: 28.90s

NoHorse	Plc	Margin	Time	800Time (W)	400 Time (W)
6 THE ANNOUNCER	1	0.0m	1:57.10	55.45s (1)	27.97s (2)
7 HANDSOME HERO	2	3.0m	1:57.33	55.35s (1)	27.76s (1)
10 FRANCO HAMPTON	3	3.3m	1:57.35	56.45s (1)	28.22s (1)
9 STREET APPEAL	4	7.2m	1:57.65	57.11s (0)	28.80s (0)
8 AT WEST POINT	5	8.7m	1:57.76	57.52s (0)	29.22s (0)
5 KEAYANG KREUZER	6	9.9m	1:57.85	56.57s (1)	28.59s (0)
2 SOHO TSUNAMI	7	10.4m	1:57.89	57.26s (1)	29.03s (2)
3 EXPLICIT CASTLE	8	11.2m	1:57.95	57.63s (1)	29.45s (2)
1 VOUCHERS	9	15.6m	1:58.28	58.31s (0)	30.02s (0)
4 IT AINT THE MONEY	10	17.2m	1:58.40	58.37s (1)	29.82s (1)

Finish Position and metres gained from 800m



Sectionals
Powered by

PJ HARNESS ANALYSER Version 3.05 Out Now!
HORSE REPORTS / RAW DATA
 All your sectional needs Check us out at www.pjdata.com.au



The Racing Queensland Board (trading as Racing Queensland) and provider are not responsible for the completeness or accuracy of any of the information contained herein, and makes no representations about its suitability for any purpose.

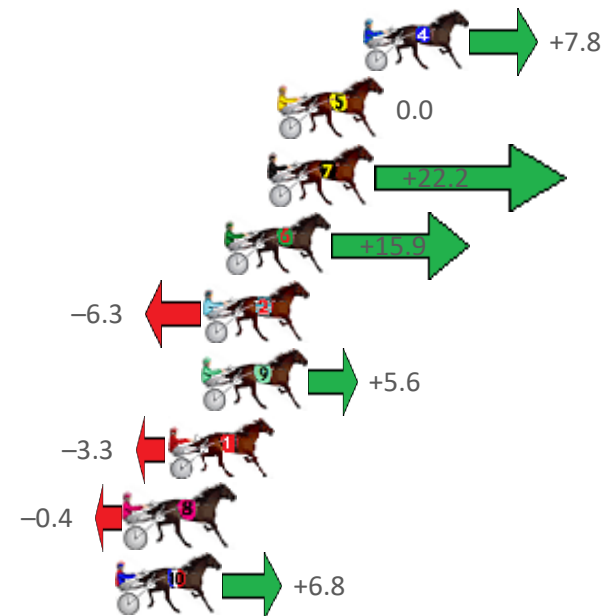
Albion Park Race 2 Distance 2138m

Friday, 23 July 2021

Gross Time: 2:35.80 MileRate: 1:57.30 LeadTime: 38.60s First Qtr: 31.20s Second Qtr: 29.50s Third Qtr: 27.90s Fourth Qtr: 28.60s

NoHorse	Plc	Margin	Time	800Time (W)	400 Time (W)
4 SLINGSHOT	1	0.0m	2:35.80	55.95s (1)	28.16s (1)
5 MYSTERY ROAD	2	3.4m	2:36.06	56.50s (1)	28.74s (1)
7 MAJORDOIT	3	3.8m	2:36.09	54.94s (1)	27.45s (1)
6 CHASING THE WIND	4	5.5m	2:36.21	55.38s (1)	27.91s (2)
2 NOTORIOUS	5	6.3m	2:36.27	56.94s (0)	29.05s (0)
9 KATAMACH	6	6.4m	2:36.28	56.11s (1)	28.24s (1)
1 VIENNA BOY	7	7.7m	2:36.38	56.73s (0)	28.79s (0)
8 BELLA BALL TERROR	8	9.4m	2:36.51	56.53s (0)	28.59s (0)
10 SO KOOL MASTER	9	9.8m	2:36.54	56.02s (1)	28.26s (0)

Finish Position and metres gained from 800m



Sectionals
Powered by

PJ HARNESS ANALYSER Version 3.05 Out Now!
HORSE REPORTS / RAW DATA
 All your sectional needs Check us out at www.pjdata.com.au



The Racing Queensland Board (trading as Racing Queensland) and provider are not responsible for the completeness or accuracy of any of the information contained herein, and makes no representations about its suitability for any purpose.

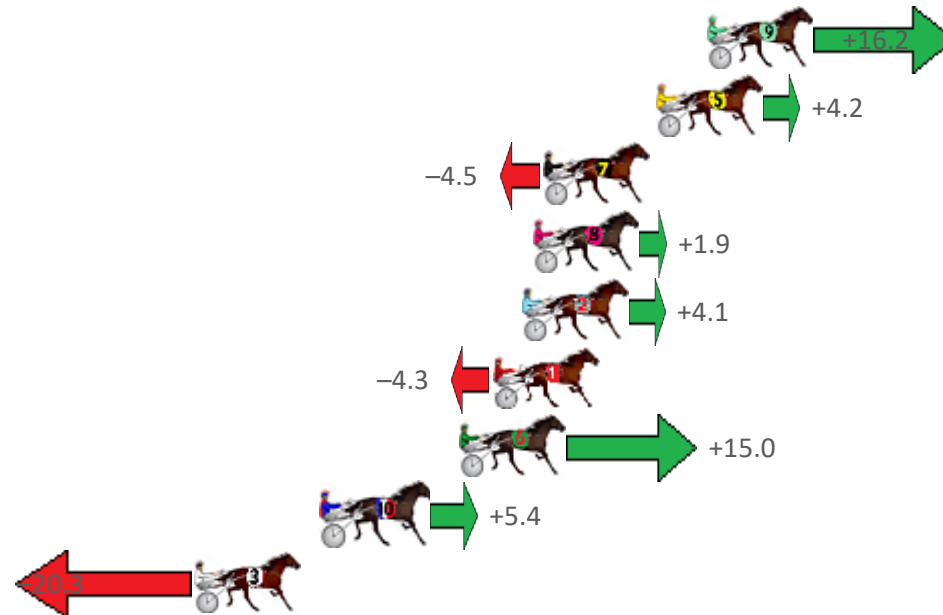
Albion Park Race 3 Distance 1660m

Friday, 23 July 2021

Gross Time: 1:59.00 MileRate: 1:55.30 LeadTime: 3.40s First Qtr: 28.60s Second Qtr: 30.00s Third Qtr: 28.20s Fourth Qtr: 28.80s

NoHorse	Plc	Margin	Time	800Time (W)	400 Time (W)
9 YEP GOT CHOOKS	1	0.0m	1:59.00	55.85s (1)	28.80s (2)
5 SPEED DIAL	2	2.0m	1:59.15	56.70s (1)	28.60s (2)
7 FOUR STARZZZ FORSA	3	6.5m	1:59.49	57.32s (1)	29.21s (1)
8 EL AGUILA	4	6.9m	1:59.52	56.87s (0)	28.61s (0)
2 IN CHEVRON WE TRUST	5	7.3m	1:59.55	56.71s (1)	28.68s (1)
1 ALWAYS BOPPING	6	8.5m	1:59.64	57.30s (0)	29.02s (0)
6 QUICK STEP	7	9.8m	1:59.74	55.94s (1)	28.63s (2)
10 MEGA STAR	8	15.2m	2:00.15	56.62s (1)	29.33s (3)
3 MAJOR LESTER	9	20.3m	2:00.53	58.44s (0)	30.21s (0)

Finish Position and metres gained from 800m



Sectionals
Powered by

PJ HARNESS ANALYSER Version 3.05 Out Now!
HORSE REPORTS / RAW DATA
 All your sectional needs Check us out at www.pjdata.com.au



The Racing Queensland Board (trading as Racing Queensland) and provider are not responsible for the completeness or accuracy of any of the information contained herein, and makes no representations about its suitability for any purpose.

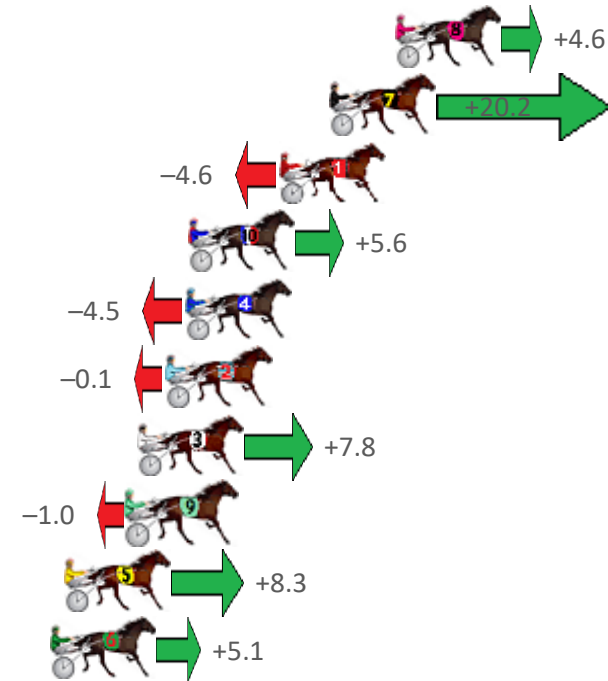
Albion Park Race 4 Distance 1660m

Friday, 23 July 2021

Gross Time: 1:59.10 MileRate: 1:55.40 LeadTime: 3.50s First Qtr: 27.90s Second Qtr: 30.60s Third Qtr: 28.30s Fourth Qtr: 28.80s

NoHorse	Plc	Margin	Time	800Time (W)	400 Time (W)
8 DELIGHTFUL REASON	1	0.0m	1:59.10	56.77s (0)	28.48s (0)
7 NO DOUBT	2	2.6m	1:59.30	55.67s (2)	28.10s (2)
1 THIS ONES FOR YOU	3	4.6m	1:59.45	57.43s (0)	29.13s (0)
10 SKIPPYS DELIGHT	4	8.2m	1:59.72	56.70s (1)	29.14s (2)
4 METAKI MAJIC	5	8.3m	1:59.73	57.42s (1)	29.18s (1)
2 MISS VICTORIA	6	9.1m	1:59.79	57.11s (1)	28.88s (1)
3 KING OF COOL	7	10.2m	1:59.87	56.55s (0)	28.26s (1)
9 HEADWIN	8	10.6m	1:59.90	57.17s (0)	28.70s (0)
5 IMA BIRUBI BOY	9	13.1m	2:00.09	56.51s (1)	28.79s (1)
6 OUR ULTIMATE HANNA	10	13.7m	2:00.14	56.74s (2)	29.21s (2)

Finish Position and metres gained from 800m



Sectionals
Powered by

PJ HARNESS ANALYSER Version 3.05 Out Now!
HORSE REPORTS / RAW DATA
 All your sectional needs Check us out at www.pjdata.com.au



The Racing Queensland Board (trading as Racing Queensland) and provider are not responsible for the completeness or accuracy of any of the information contained herein, and makes no representations about its suitability for any purpose.

Albion Park Race 5 Distance 1660m

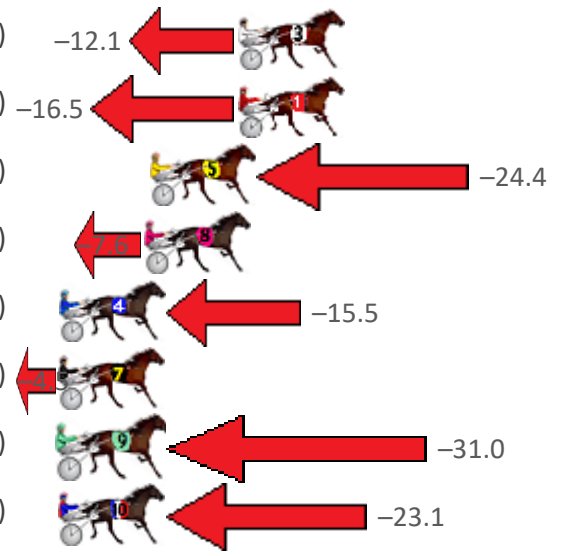
Friday, 23 July 2021

Gross Time: 1:56.90 MileRate: 1:53.40 LeadTime: 3.30s First Qtr: 27.30s Second Qtr: 29.00s Third Qtr: 28.90s Fourth Qtr: 28.40s

NoHorse Plc Margin Time 800Time (W) 400 Time (W)

6 OUR ACTION MAN	1	0.0m	1:56.90	56.06s	(1)	28.26s	(1)	
3 BETTERTHANSPRAYING	2	20.9m	1:58.46	58.16s	(0)	29.34s	(1)	-12.1
1 PRESS STATEMENT	3	20.9m	1:58.46	58.48s	(0)	29.56s	(0)	-16.5
5 RUNFORTHEROSES	4	24.4m	1:58.72	59.04s	(0)	30.12s	(0)	-24.4
8 LA SAFRON	5	24.6m	1:58.74	57.84s	(0)	28.88s	(0)	-7.6
4 OCTOBER RACKETEER	6	28.5m	1:59.03	58.40s	(0)	29.62s	(0)	-15.5
7 MONTANA EXPRESS	7	30.9m	1:59.21	57.62s	(1)	29.56s	(2)	-8.3
9 ARTISTIC SAINT	8	40.4m	1:59.91	59.51s	(1)	30.05s	(1)	-31.0
10 MY ULTIMATE BONDI	9	45.1m	2:00.26	58.95s	(1)	29.47s	(0)	-23.1

Finish Position and metres gained from 800m



Sectionals
Powered by

PJ HARNESS ANALYSER

HORSE REPORTS / RAW DATA

Version 3.05
Out Now!

All your sectional needs

Check us out at www.pjdata.com.au

The Racing Queensland Board (trading as Racing Queensland) and provider are not responsible for the completeness or accuracy of any of the information contained herein, and makes no representations about its suitability for any purpose.

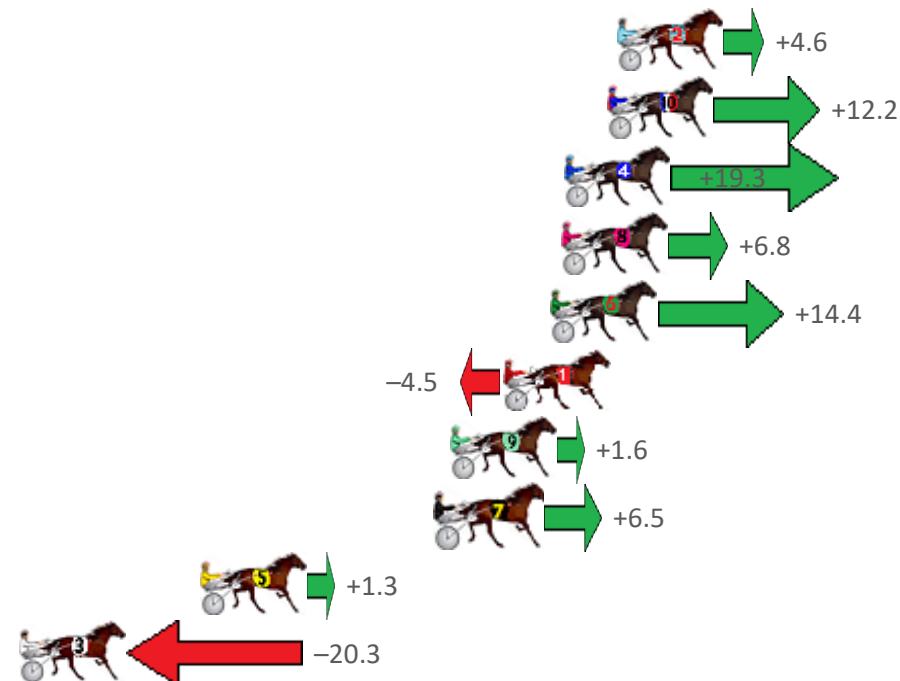
Albion Park Race 6 Distance 1660m

Friday, 23 July 2021

Gross Time: 2:00.60 MileRate: 1:56.90 LeadTime: 3.50s First Qtr: 28.80s Second Qtr: 30.50s Third Qtr: 28.60s Fourth Qtr: 29.20s

NoHorse	Plc	Margin	Time	800Time (W)	400 Time (W)
2 ARCHILLES	1	0.0m	2:00.60	57.47s (0)	28.87s (0)
10 STOKER ACE	2	0.4m	2:00.63	56.92s (1)	28.50s (1)
4 STRONG RESPONSE	3	2.1m	2:00.76	56.41s (1)	28.12s (2)
8 MAJOR GRANDEUR	4	2.2m	2:00.77	57.31s (0)	28.71s (0)
6 DEVOUGED	5	2.6m	2:00.80	56.77s (1)	28.49s (2)
1 THE RAGNBONE MAN	6	4.5m	2:00.94	58.12s (0)	29.53s (0)
9 LETS HUSTLE	7	6.6m	2:01.11	57.69s (1)	29.30s (1)
7 MISS FERNANDEZ	8	7.1m	2:01.14	57.33s (0)	28.73s (0)
5 BETTOR WATCH HIM	9	16.5m	2:01.86	57.71s (0)	29.08s (0)
3 LAZY BLAZE	10	23.7m	2:02.42	59.26s (1)	29.76s (1)

Finish Position and metres gained from 800m



Sectionals
Powered by

PJ HARNESS ANALYSER Version 3.05 Out Now!
HORSE REPORTS / RAW DATA
 All your sectional needs Check us out at www.pjdata.com.au



The Racing Queensland Board (trading as Racing Queensland) and provider are not responsible for the completeness or accuracy of any of the information contained herein, and makes no representations about its suitability for any purpose.

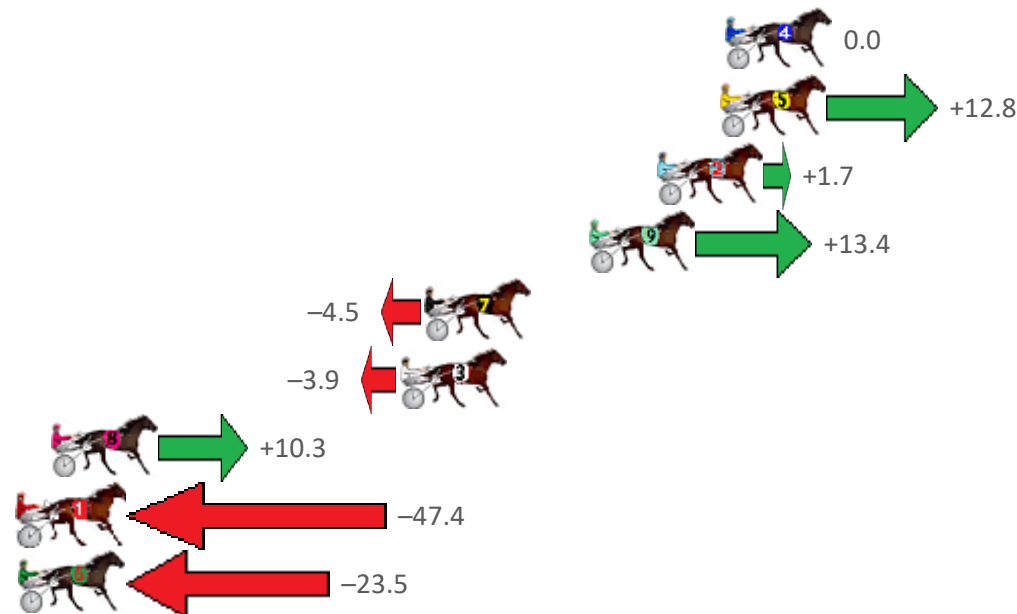
Albion Park Race 7 Distance 2138m

Friday, 23 July 2021

Gross Time: 2:45.30 MileRate: 2:03.90 LeadTime: 41.50s First Qtr: 30.80s Second Qtr: 30.60s Third Qtr: 30.40s Fourth Qtr: 32.00s

NoHorse	Plc	Margin	Time	800Time (W)	400 Time (W)
4 MISTER CHISHOLM	1	0.0m	2:45.30	62.40s (0)	32.00s (0)
5 BOURBONONTHEROCK	2	0.2m	2:45.32	61.41s (1)	31.33s (1)
2 TOUCHE DE FLING	3	2.7m	2:45.53	62.27s (0)	31.85s (0)
9 THE NIGHT KING	4	5.4m	2:45.75	61.36s (1)	31.28s (1)
7 IMA CALVERT ROSE	5	11.9m	2:46.29	62.75s (1)	32.68s (1)
3 NORAHS FLING	6	12.9m	2:46.38	62.70s (0)	32.20s (0)
8 ROCKET NOVA	7	26.7m	2:47.53	61.60s (0)	31.74s (1)
1 MYRTLE BEACH	8	66.6m	2:50.86	66.08s (0)	35.07s (0)
6 HATTIE	9	68.5m	2:51.02	64.22s (0)	33.31s (0)

Finish Position and metres gained from 800m



Sectionals
Powered by

The Racing Queensland Board (trading as Racing Queensland) and provider are not responsible for the completeness or accuracy of any of the information contained herein, and makes no representations about its suitability for any purpose.

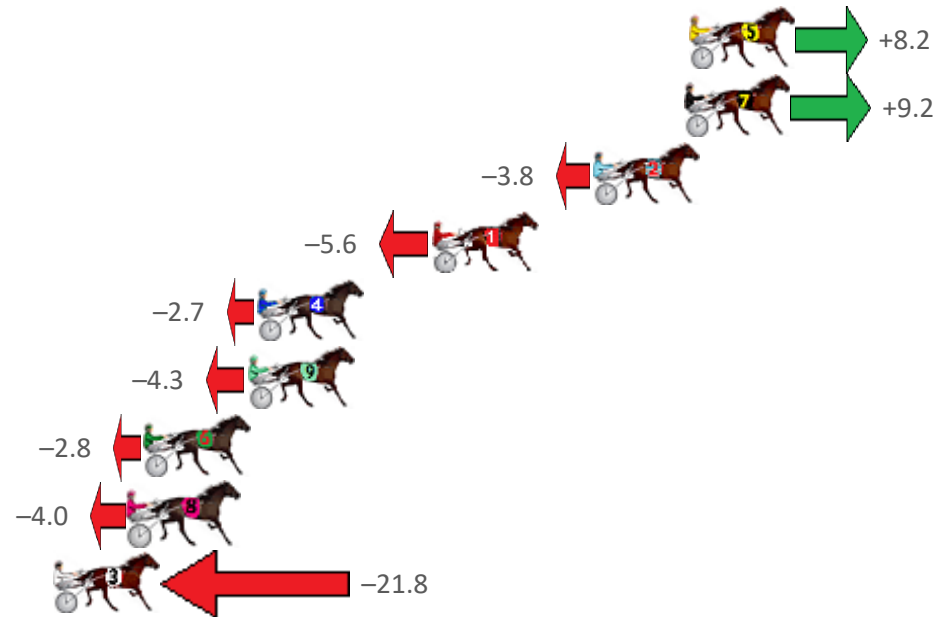
Albion Park Race 8 Distance 2138m

Friday, 23 July 2021

Gross Time: 2:41.00 MileRate: 2:01.20 LeadTime: 40.20s First Qtr: 31.80s Second Qtr: 30.60s Third Qtr: 29.20s Fourth Qtr: 29.20s

NoHorse	Plc	Margin	Time	800Time (W)	400 Time (W)
5 VAN SANK	1	0.0m	2:41.00	57.80s (1)	28.49s (1)
7 IL PIRATA	2	0.2m	2:41.02	57.73s (0)	28.43s (0)
2 PUMA ROAD	3	3.8m	2:41.29	58.68s (0)	29.48s (0)
1 SHEGOTSASS	4	10.2m	2:41.78	58.81s (0)	29.53s (0)
4 DOWN UNDER RORS	5	17.1m	2:42.31	58.60s (0)	29.28s (0)
9 MATATOKI	6	17.5m	2:42.34	58.71s (1)	29.48s (2)
6 MELPARK MAGIC	7	21.6m	2:42.65	58.60s (0)	29.27s (0)
8 FATHER CHRISTMAS	8	22.2m	2:42.70	58.69s (1)	29.42s (1)
3 ONE NIGHT OUT	9	25.2m	2:42.93	59.98s (1)	30.62s (1)

Finish Position and metres gained from 800m



Sectionals
Powered by

PJ HARNESS ANALYSER Version 3.05 Out Now!
HORSE REPORTS / RAW DATA
 All your sectional needs Check us out at www.pjdata.com.au



The Racing Queensland Board (trading as Racing Queensland) and provider are not responsible for the completeness or accuracy of any of the information contained herein, and makes no representations about its suitability for any purpose.

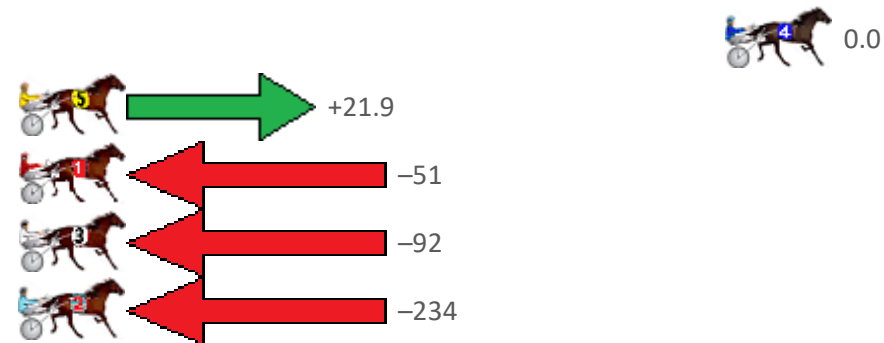
Albion Park Race 9 Distance 1628m

Friday, 23 July 2021

Gross Time: 2:13.20 MileRate: 2:11.70 LeadTime: 3.10s First Qtr: 34.20s Second Qtr: 33.50s Third Qtr: 32.10s Fourth Qtr: 30.30s

NoHorse	Plc	Margin	Time	800Time (W)	400 Time (W)
4 CONFISCATED	1	0.0m	2:13.20	62.40s (0)	30.30s (0)
5 KING CITY	2	30.1m	2:15.59	60.70s (0)	30.71s (0)
1 BETTATRIX	3	162.8m	2:26.11	66.34s (0)	33.15s (0)
3 FLASHY SEB	4	221.4m	2:30.76	69.49s (0)	37.41s (1)
2 OONSKADE	5	380.0m	2:43.34	80.55s (0)	40.85s (0)

Finish Position and metres gained from 800m



Sectionals
Powered by

PJ HARNESS ANALYSER Version 3.05 Out Now!
HORSE REPORTS / RAW DATA
 All your sectional needs
 Check us out at www.pjdata.com.au



The Racing Queensland Board (trading as Racing Queensland) and provider are not responsible for the completeness or accuracy of any of the information contained herein, and makes no representations about its suitability for any purpose.