



# Toowoomba QLD Professional

## Race 1: MPC KINETIC BENCHMARK 60 Handicap - 1000m

29 October 2022 - 17:04



Track Rating: Good 4, Weather: Fine, Rail Position: +4m Entire Course

Section				Overall	800m	600m	400m	200m	Last 600m			
Field Times				0:59.10 (0:13.20)	0:45.90 (0:10.94)	0:34.96 (0:11.04)	0:23.92 (0:11.68)	0:12.24 (0:12.24)	0:34.96			
Rank	TAB	Horse/Jockey	Barrier	Top Speed [km/h]	Fastest Section						Distance Travelled [m]	
1	10	BREAKWATER BOY Wanderson D'Avila	4	67.0 Overall	0:10.94 800m	0:59.10 [1] (0:13.20)	0:45.90 [1] (0:10.94)	0:34.96 [1] (0:11.04)	0:23.92 [1] (0:11.68)	0:12.24 [1] (0:12.24)	0:34.96	
2	7	ROWDASH Isabella Rabjones	5	67.4 600m	0:11.00 800m	0:59.32 [2] (0:13.33)	0:45.99 [2] (0:11.00)	0:34.99 [2] (0:11.14)	0:23.85 [2] (0:11.65)	0:12.20 [2] (0:12.20)	0:34.99	+9
3	9	NICCI DE ROSA Adin Thompson	3	66.9 800m	0:11.01 800m	0:59.83 [3] (0:13.49)	0:46.34 [3] (0:11.01)	0:35.33 [5] (0:11.34)	0:23.99 [5] (0:11.75)	0:12.24 [3] (0:12.24)	0:35.33	+7
4	4	BY BY MUSIC Stephanie Lacy	7	68.1 800m	0:10.80 800m	1:00.01 [4] (0:13.73)	0:46.28 [5] (0:10.80)	0:35.48 [4] (0:11.25)	0:24.23 [3] (0:11.89)	0:12.34 [4] (0:12.34)	0:35.48	+6
5	3	I LOVE THIS HIPPY Shane McGovern	2	67.4 800m	0:10.95 800m	1:00.12 [5] (0:13.56)	0:46.56 [4] (0:10.95)	0:35.61 [3] (0:11.40)	0:24.21 [4] (0:11.84)	0:12.37 [5] (0:12.37)	0:35.61	+9
6	1	ELIZANO Beau-Dene Appo	6	66.3 600m	0:11.15 800m	1:00.24 [6] (0:14.43)	0:45.81 [6] (0:11.15)	0:34.66 [6] (0:11.33)	0:23.33 [6] (0:11.47)	0:11.86 [6] (0:11.86)	0:34.66	+7

Scratched: Shotgun Socks (#5), Crack Of Doom (#2), Deece Scent Kiss (#6), Lady Cumberland (#8), Try To Be Good (#11)



Horse/Jockey Name	Breakwater Boy
Final Rank	1
Fastest Section Time (Section)	0:10.94 (800m)
Top Speed [km/h] (Section)	67.0 (Overall)
Race State	Finished



Toowoomba QLD Professional

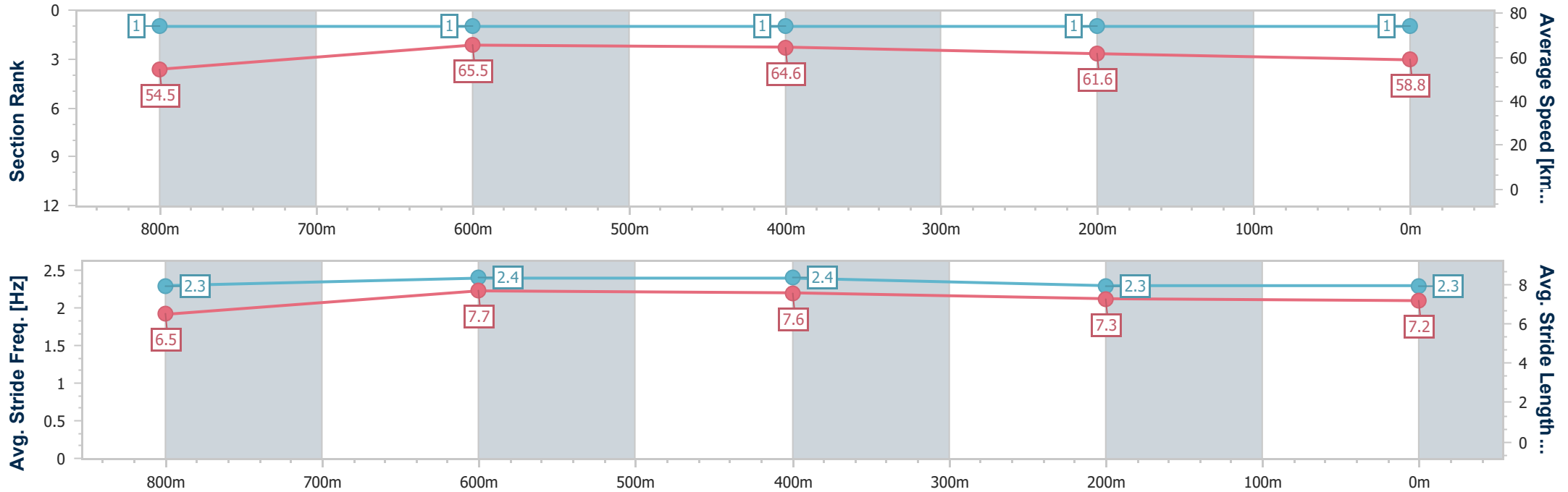
Race 1: MPC KINETIC BENCHMARK 60 Handicap - 1000m

29 October 2022 - 17:04

Track Rating: Good 4, Weather: Fine, Rail Position: +4m Entire Course



Section	Overall	800m	600m	400m	200m
Section Times	0:59.10 [1] (0:13.20)	0:45.90 [1] (0:10.94)	0:34.96 [1] (0:11.04)	0:23.92 [1] (0:11.68)	0:12.24 [1] (0:12.24)
Average Speed [km/h]	54.5	65.5	64.6	61.6	58.8
Top Speed [km/h]	67.0	66.7	65.9	63.5	60.6
Avg. Dist. to Rail [m]	2.0	1.3	1.9	1.0	0.5
Avg. Stride Freq. [Hz]	2.3	2.4	2.4	2.3	2.3
Avg. Stride Length [m]	6.5	7.7	7.6	7.3	7.2



- [ ] Ranking at each section and finish
- .-.- No data available at this section
- NA No data available



Horse/Jockey Name	Rowdash
Final Rank	2
Fastest Section Time (Section)	0:11.00 (800m)
Top Speed [km/h] (Section)	67.4 (600m)
Race State	Finished



Toowoomba QLD Professional

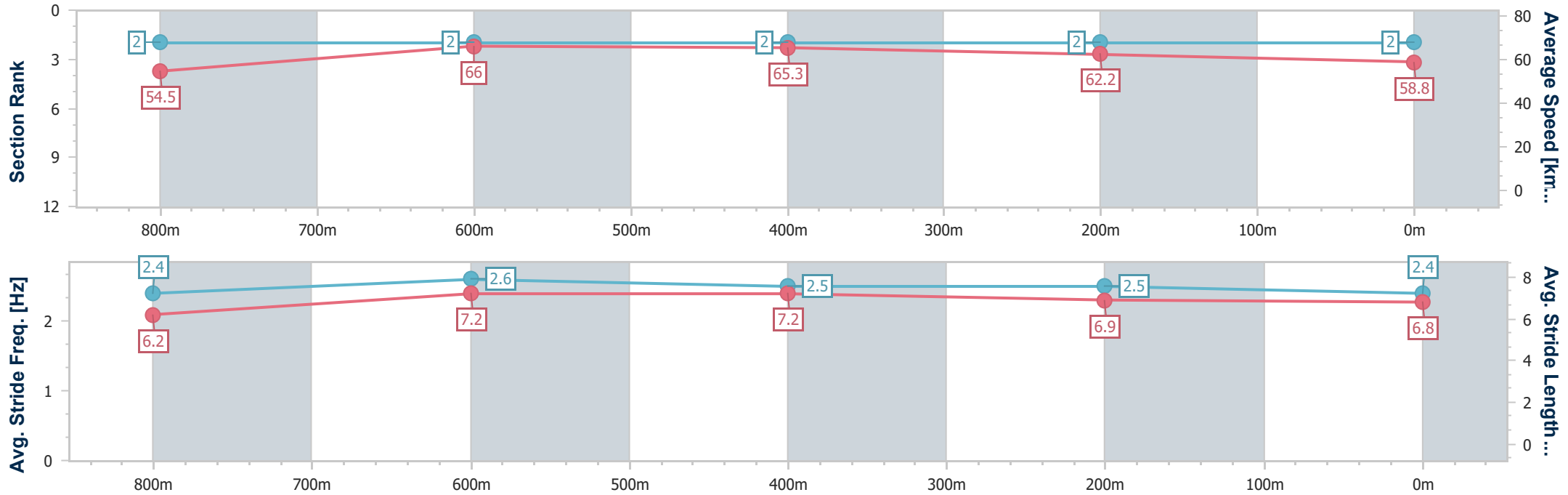
Race 1: MPC KINETIC BENCHMARK 60 Handicap - 1000m

29 October 2022 - 17:04

Track Rating: Good 4, Weather: Fine, Rail Position: +4m Entire Course



Section	Overall	800m	600m	400m	200m
Section Times	0:59.32 [2] (0:13.33)	0:45.99 [2] (0:11.00)	0:34.99 [2] (0:11.14)	0:23.85 [2] (0:11.65)	0:12.20 [2] (0:12.20)
Average Speed [km/h]	54.5	66.0	65.3	62.2	58.8
Top Speed [km/h]	66.5	66.4	67.4	63.8	60.4
Avg. Dist. to Rail [m]	3.7	2.6	1.8	1.9	2.0
Avg. Stride Freq. [Hz]	2.4	2.6	2.5	2.5	2.4
Avg. Stride Length [m]	6.2	7.2	7.2	6.9	6.8



- [ ] Ranking at each section and finish
- .-.- No data available at this section
- NA No data available



Horse/Jockey Name	Nicci De Rosa
Final Rank	3
Fastest Section Time (Section)	0:11.01 (800m)
Top Speed [km/h] (Section)	66.9 (800m)
Race State	Finished



Toowoomba QLD Professional

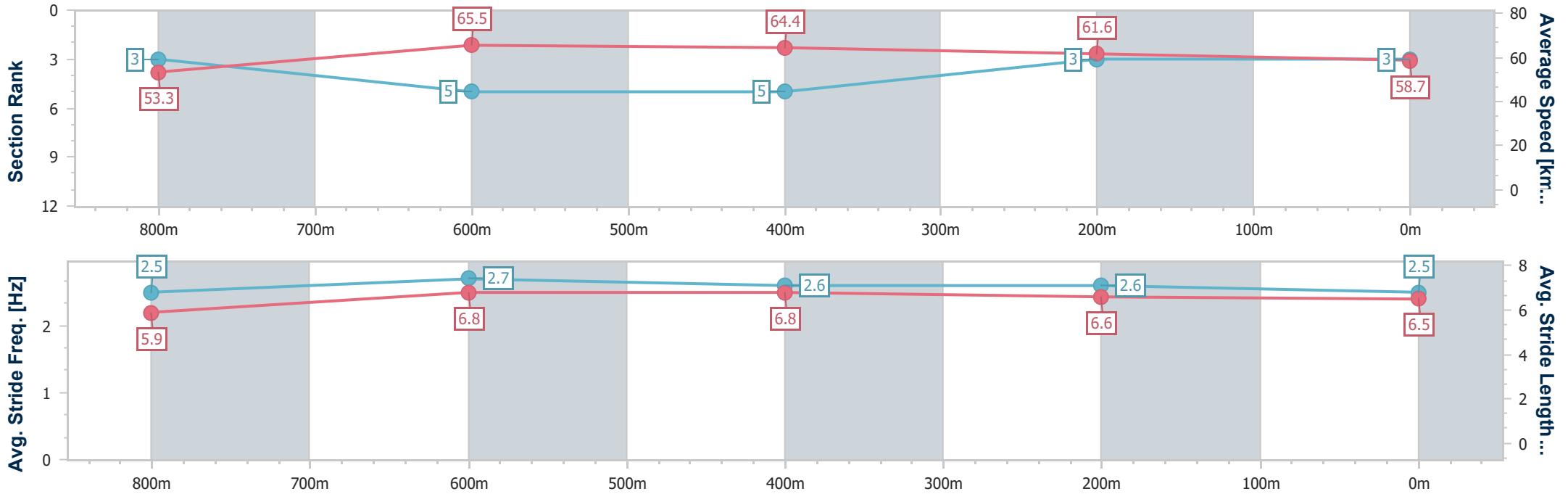
Race 1: MPC KINETIC BENCHMARK 60 Handicap - 1000m

29 October 2022 - 17:04

Track Rating: Good 4, Weather: Fine, Rail Position: +4m Entire Course



Section	Overall	800m	600m	400m	200m
Section Times	0:59.83 [3] (0:13.49)	0:46.34 [3] (0:11.01)	0:35.33 [5] (0:11.34)	0:23.99 [5] (0:11.75)	0:12.24 [3] (0:12.24)
Average Speed [km/h]	53.3	65.5	64.4	61.6	58.7
Top Speed [km/h]	65.0	66.9	66.6	63.1	60.9
Avg. Dist. to Rail [m]	1.3	1.2	2.7	2.0	2.1
Avg. Stride Freq. [Hz]	2.5	2.7	2.6	2.6	2.5
Avg. Stride Length [m]	5.9	6.8	6.8	6.6	6.5



- [ ] Ranking at each section and finish
- .-.- No data available at this section
- NA No data available



Horse/Jockey Name	By By Music
Final Rank	4
Fastest Section Time (Section)	0:10.80 (800m)
Top Speed [km/h] (Section)	68.1 (800m)
Race State	Finished



### Toowoomba QLD Professional

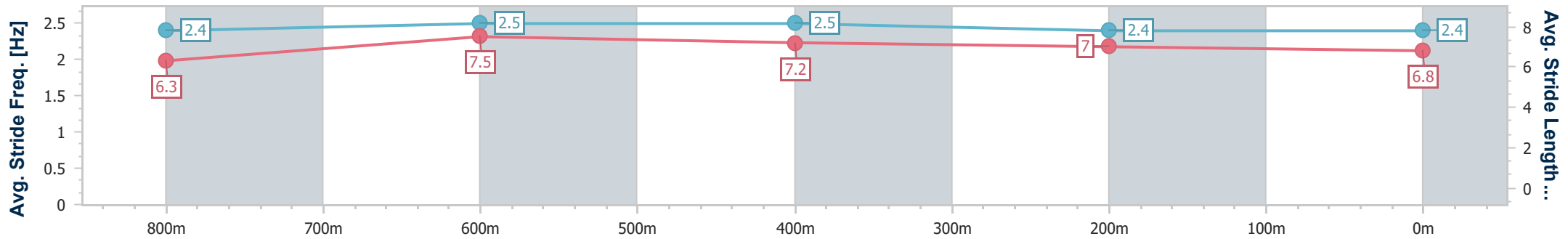
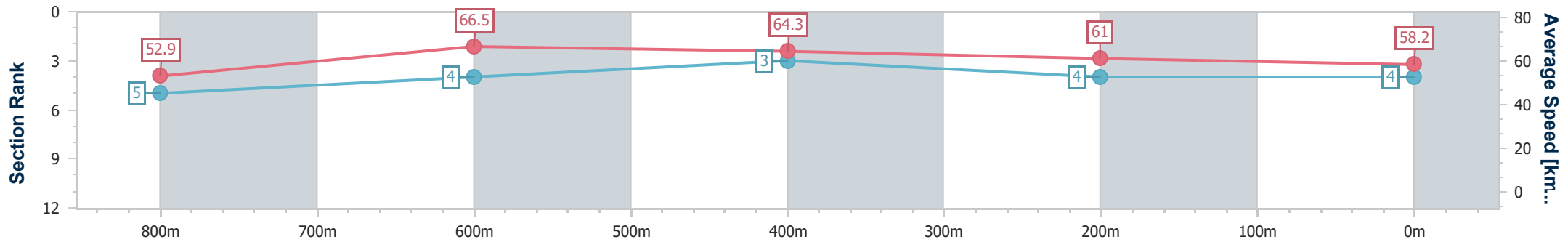
Race 1: MPC KINETIC BENCHMARK 60 Handicap - 1000m

29 October 2022 - 17:04

Track Rating: Good 4, Weather: Fine, Rail Position: +4m Entire Course



Section	Overall	800m	600m	400m	200m
Section Times	1:00.01 [4] (0:13.73)	0:46.28 [5] (0:10.80)	0:35.48 [4] (0:11.25)	0:24.23 [3] (0:11.89)	0:12.34 [4] (0:12.34)
Average Speed [km/h]	52.9	66.5	64.3	61.0	58.2
Top Speed [km/h]	66.3	68.1	66.6	64.2	59.9
Avg. Dist. to Rail [m]	4.3	0.3	0.7	3.0	4.8
Avg. Stride Freq. [Hz]	2.4	2.5	2.5	2.4	2.4
Avg. Stride Length [m]	6.3	7.5	7.2	7.0	6.8



- [ ] Ranking at each section and finish
- .-.- No data available at this section
- NA No data available



Horse/Jockey Name	I Love This Hippy
Final Rank	5
Fastest Section Time (Section)	0:10.95 (800m)
Top Speed [km/h] (Section)	67.4 (800m)
Race State	Finished



Toowoomba QLD Professional

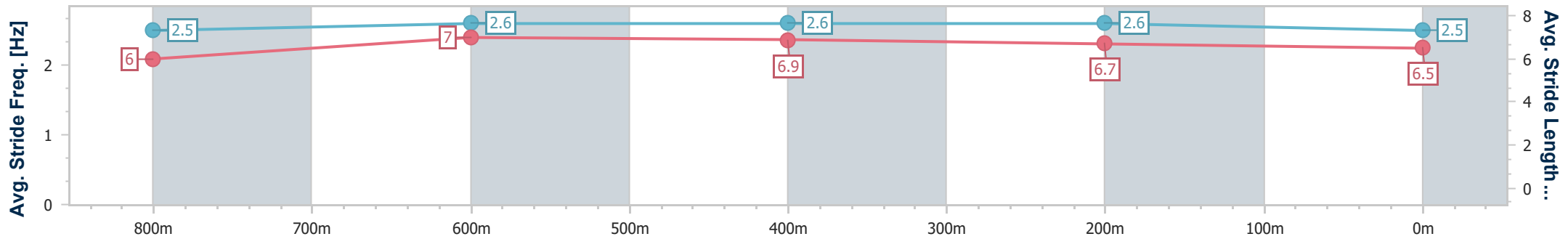
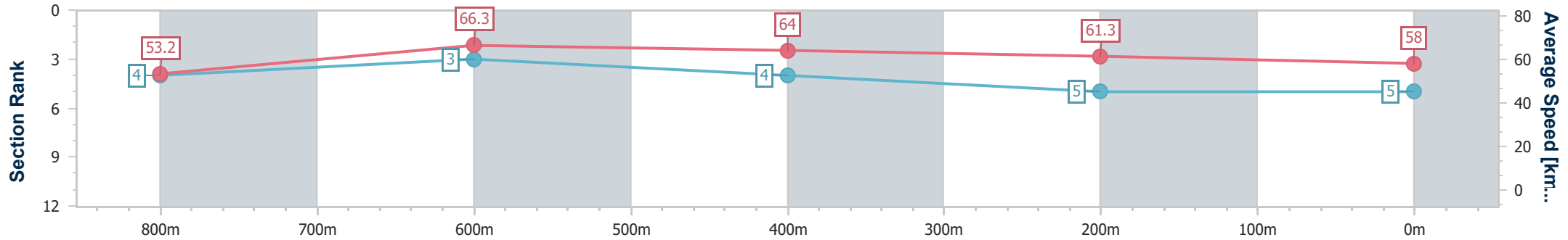
Race 1: MPC KINETIC BENCHMARK 60 Handicap - 1000m

29 October 2022 - 17:04

Track Rating: Good 4, Weather: Fine, Rail Position: +4m Entire Course



Section	Overall	800m	600m	400m	200m
Section Times	1:00.12 [5] (0:13.56)	0:46.56 [4] (0:10.95)	0:35.61 [3] (0:11.40)	0:24.21 [4] (0:11.84)	0:12.37 [5] (0:12.37)
Average Speed [km/h]	53.2	66.3	64.0	61.3	58.0
Top Speed [km/h]	66.6	67.4	67.0	63.2	60.9
Avg. Dist. to Rail [m]	0.6	2.3	2.5	2.6	1.4
Avg. Stride Freq. [Hz]	2.5	2.6	2.6	2.6	2.5
Avg. Stride Length [m]	6.0	7.0	6.9	6.7	6.5



- [ ] Ranking at each section and finish
- .-.- No data available at this section
- NA No data available



Horse/Jockey Name	Elizano
Final Rank	6
Fastest Section Time (Section)	0:11.15 (800m)
Top Speed [km/h] (Section)	66.3 (600m)
Race State	Finished



### Toowoomba QLD Professional

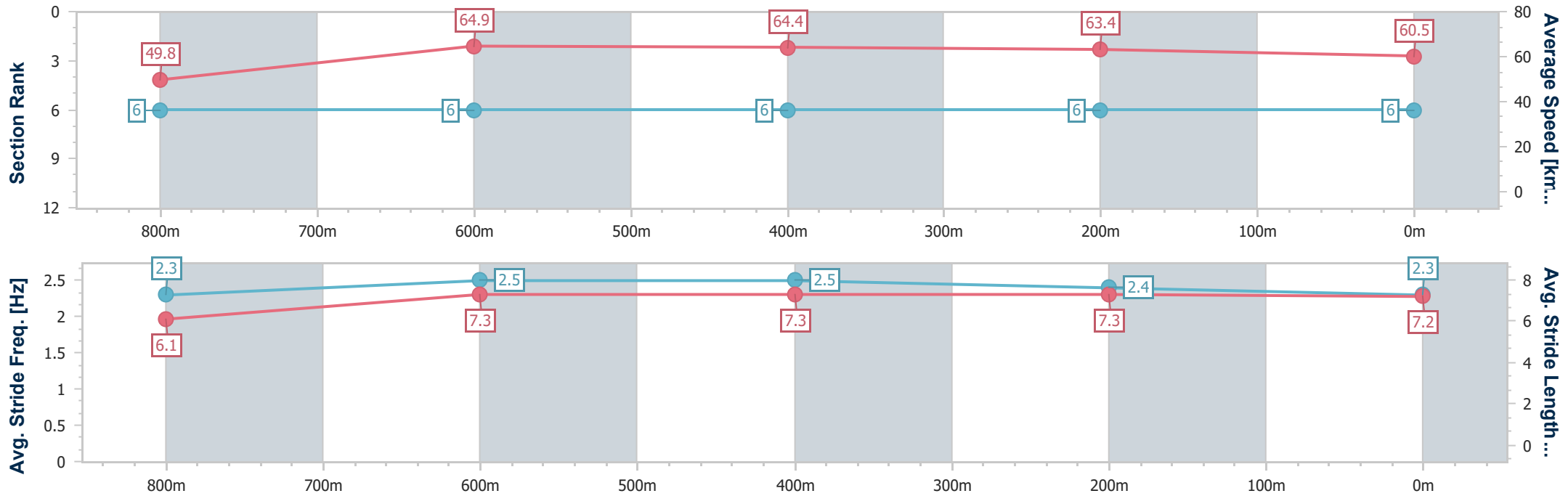
Race 1: MPC KINETIC BENCHMARK 60 Handicap - 1000m

29 October 2022 - 17:04

Track Rating: Good 4, Weather: Fine, Rail Position: +4m Entire Course



Section	Overall	800m	600m	400m	200m
Section Times	1:00.24 [6] (0:14.43)	0:45.81 [6] (0:11.15)	0:34.66 [6] (0:11.33)	0:23.33 [6] (0:11.47)	0:11.86 [6] (0:11.86)
Average Speed [km/h]	49.8	64.9	64.4	63.4	60.5
Top Speed [km/h]	64.8	65.3	66.3	65.3	61.7
Avg. Dist. to Rail [m]	1.4	1.9	2.2	3.1	4.9
Avg. Stride Freq. [Hz]	2.3	2.5	2.5	2.4	2.3
Avg. Stride Length [m]	6.1	7.3	7.3	7.3	7.2



- [ ] Ranking at each section and finish
- .-.- No data available at this section
- NA No data available