



Toowoomba QLD Professional
Race 2: CATHOLICCARE SOCIAL SERVICES BENCHMARK 65 Handicap
- 1200m
29 October 2022 - 17:42



Track Rating: Good 4, Weather: Fine, Rail Position: +4m Entire Course

Section												Last 600m				
Field Times		Overall	1000m	800m	600m	400m	200m						0:37.03			
		(0:13.62)	(0:10.60)	(0:11.30)	(0:12.15)	(0:12.47)	(0:12.41)									
Rank	TAB	Horse/Jockey	Barrier	Top Speed [km/h]	Fastest Section											Distance Travelled [m]
1	4	WOLFF BOSS	7	71.3	0:11.13	1:12.55 [1]	0:58.53 [6]	0:47.40 [6]	0:36.10 [6]	0:24.26 [5]	0:12.16 [2]	0:36.10				
		Rhiannon Payne		Overall	1000m	(0:14.02)	(0:11.13)	(0:11.30)	(0:11.84)	(0:12.10)	(0:12.16)					
2	6	KOBESTAR	13	68.2	0:10.73	1:12.71 [2]	0:58.10 [8]	0:47.37 [8]	0:36.12 [7]	0:24.18 [7]	0:12.19 [4]	0:36.12 -8				
		Stephanie Lacy		1000m	1000m	(0:14.61)	(0:10.73)	(0:11.25)	(0:11.94)	(0:11.99)	(0:12.19)					
3	5	ART BY CONCORDE	3	68.5	0:10.88	1:12.71 [3]	0:58.74 [5]	0:47.86 [5]	0:36.70 [4]	0:24.86 [3]	0:12.57 [1]	0:36.70 -4				
		Shane McGovern		Overall	1000m	(0:13.97)	(0:10.88)	(0:11.16)	(0:11.84)	(0:12.29)	(0:12.57)					
4	3	COYNES ROAD	9	84.6	0:10.95	1:13.29 [4]	0:58.97 [7]	0:48.02 [7]	0:36.64 [8]	0:24.78 [8]	0:12.51 [7]	0:36.64 +8				
		Isabella Rabjones		Overall	1000m	(0:14.32)	(0:10.95)	(0:11.38)	(0:11.86)	(0:12.27)	(0:12.51)					
5	11	MY ODETTE	1	73.6	0:10.48	1:13.83 [5]	1:00.09 [2]	0:49.61 [1]	0:38.31 [2]	0:26.12 [2]	0:13.50 [3]	0:38.31 -4				
		Beau-Dene Appo		Overall	1000m	(0:13.74)	(0:10.48)	(0:11.30)	(0:12.19)	(0:12.62)	(0:13.50)					
6	8	BEST TO HURRY	4	68.2	0:10.92	1:14.06 [6]	1:00.31 [3]	0:49.39 [3]	0:38.07 [3]	0:26.00 [4]	0:13.31 [6]	0:38.07 -5				
		Montanna Savva		Overall	1000m	(0:13.75)	(0:10.92)	(0:11.32)	(0:12.07)	(0:12.69)	(0:13.31)					
7	2	REXX	5	69.4	0:10.64	1:14.44 [7]	1:00.82 [1]	0:50.18 [2]	0:38.90 [1]	0:26.77 [1]	0:13.84 [5]	0:38.90 -3				
		Wanderson D'Avila		Overall	1000m	(0:13.62)	(0:10.64)	(0:11.28)	(0:12.13)	(0:12.93)	(0:13.84)					
8	12	GLOBAL FACTOR	2	72.8	0:10.88	1:14.55 [8]	1:00.60 [4]	0:49.72 [4]	0:38.39 [5]	0:26.08 [6]	0:13.48 [8]	0:38.39 +1				
		Karl Zechner		Overall	1000m	(0:13.95)	(0:10.88)	(0:11.33)	(0:12.31)	(0:12.60)	(0:13.48)					

Scratched: And Over Again (#13), Loubard (#10), Ginger Rock (#9), Steinbrenner (#1), Baristasista (#7)



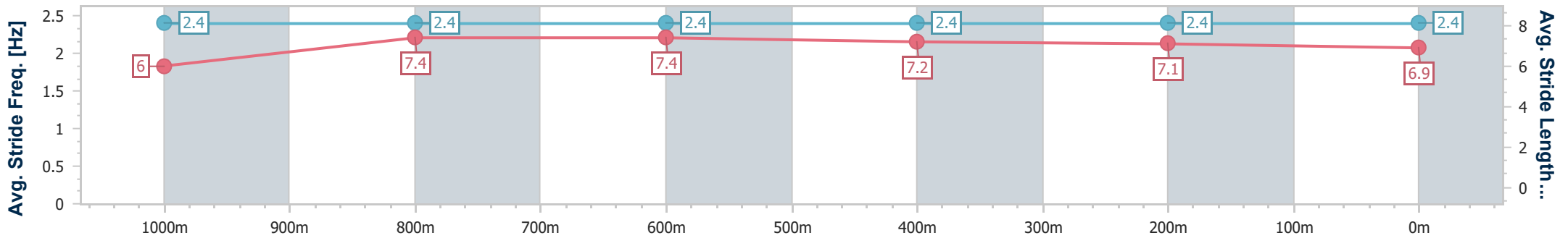
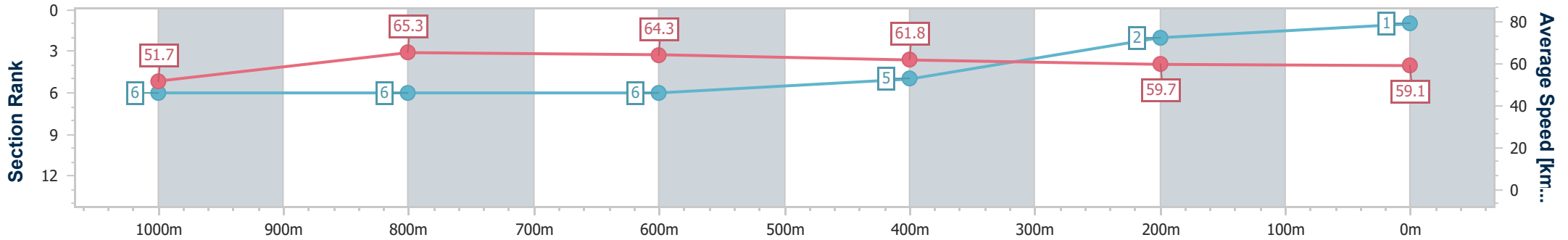
Horse/Jockey Name	Wolff Boss
Final Rank	1
Fastest Section Time (Section)	0:11.13 (1000m)
Top Speed [km/h] (Section)	71.3 (Overall)
Race State	Finished



Toowoomba QLD Professional
 Race 2: CATHOLICCARE SOCIAL SERVICES BENCHMARK 65
 Handicap - 1200m
 29 October 2022 - 17:42
 Track Rating: Good 4, Weather: Fine, Rail Position: +4m Entire Course



Section	Overall	1000m	800m	600m	400m	200m
Section Times	1:12.55 [1] (0:14.02)	0:58.53 [6] (0:11.13)	0:47.40 [6] (0:11.30)	0:36.10 [6] (0:11.84)	0:24.26 [5] (0:12.10)	0:12.16 [2] (0:12.16)
Average Speed [km/h]	51.7	65.3	64.3	61.8	59.7	59.1
Top Speed [km/h]	71.3	67.2	66.8	64.4	60.8	59.5
Avg. Dist. to Rail [m]	5.1	2.7	2.7	3.1	1.8	1.6
Avg. Stride Freq. [Hz]	2.4	2.4	2.4	2.4	2.4	2.4
Avg. Stride Length [m]	6.0	7.4	7.4	7.2	7.1	6.9



- [] Ranking at each section and finish
- .-.- No data available at this section
- NA No data available



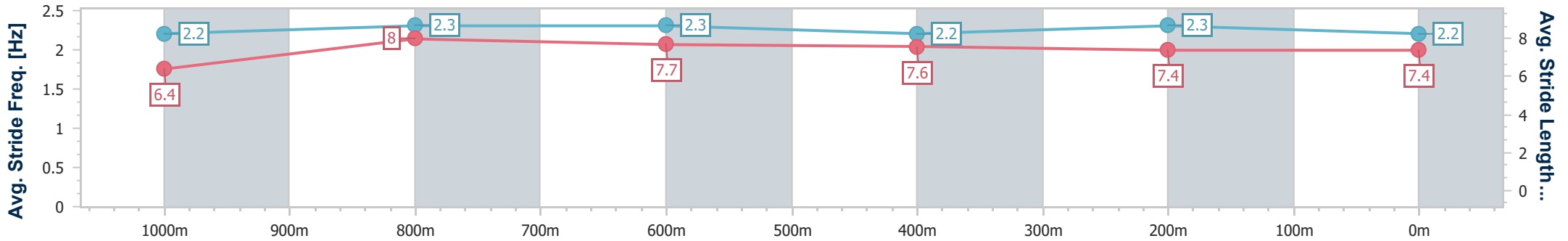
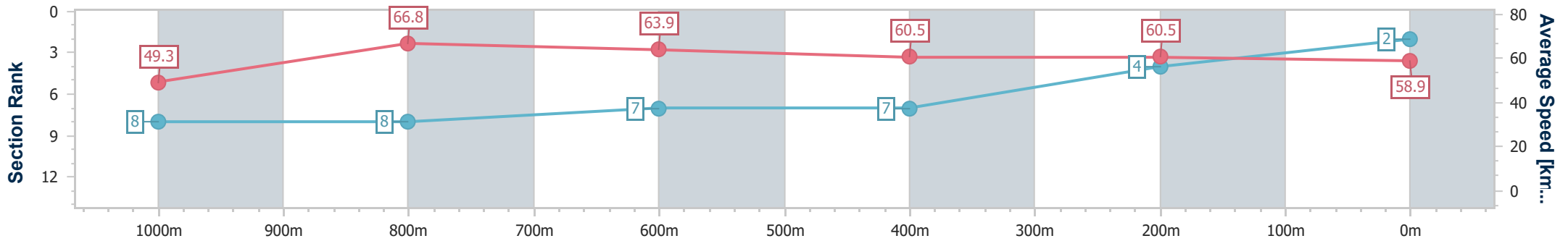
Horse/Jockey Name	Kobestar
Final Rank	2
Fastest Section Time (Section)	0:10.73 (1000m)
Top Speed [km/h] (Section)	68.2 (1000m)
Race State	Finished



Toowoomba QLD Professional
 Race 2: CATHOLICCARE SOCIAL SERVICES BENCHMARK 65
 Handicap - 1200m
 29 October 2022 - 17:42
 Track Rating: Good 4, Weather: Fine, Rail Position: +4m Entire Course



Section	Overall	1000m	800m	600m	400m	200m
Section Times	1:12.71 [2] (0:14.61)	0:58.10 [8] (0:10.73)	0:47.37 [8] (0:11.25)	0:36.12 [7] (0:11.94)	0:24.18 [7] (0:11.99)	0:12.19 [4] (0:12.19)
Average Speed [km/h]	49.3	66.8	63.9	60.5	60.5	58.9
Top Speed [km/h]	67.7	68.2	66.8	64.2	61.6	60.1
Avg. Dist. to Rail [m]	4.1	0.8	0.7	0.8	2.8	3.1
Avg. Stride Freq. [Hz]	2.2	2.3	2.3	2.2	2.3	2.2
Avg. Stride Length [m]	6.4	8.0	7.7	7.6	7.4	7.4



- [] Ranking at each section and finish
- .-.- No data available at this section
- NA No data available



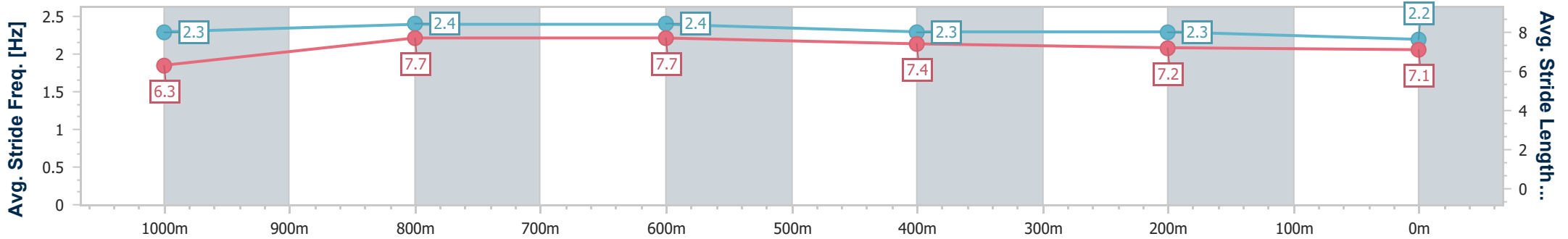
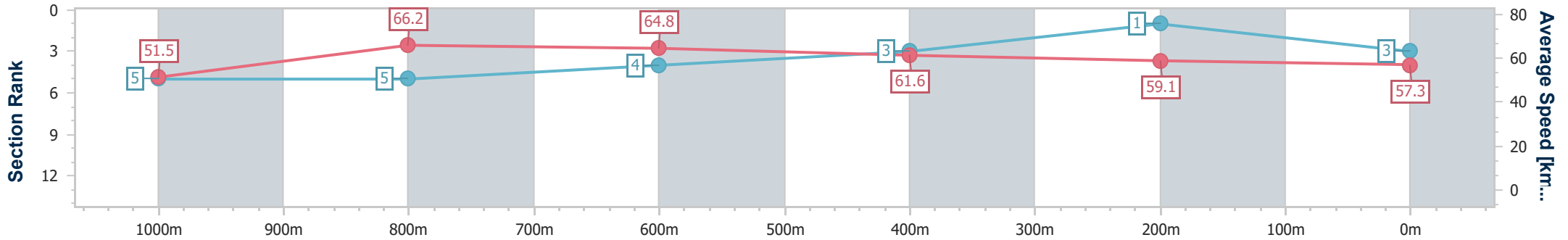
Horse/Jockey Name	Art By Concorde
Final Rank	3
Fastest Section Time (Section)	0:10.88 (1000m)
Top Speed [km/h] (Section)	68.5 (Overall)
Race State	Finished



Toowoomba QLD Professional
 Race 2: CATHOLICCARE SOCIAL SERVICES BENCHMARK 65
 Handicap - 1200m
 29 October 2022 - 17:42
 Track Rating: Good 4, Weather: Fine, Rail Position: +4m Entire Course



Section	Overall	1000m	800m	600m	400m	200m
Section Times	1:12.71 [3] (0:13.97)	0:58.74 [5] (0:10.88)	0:47.86 [5] (0:11.16)	0:36.70 [4] (0:11.84)	0:24.86 [3] (0:12.29)	0:12.57 [1] (0:12.57)
Average Speed [km/h]	51.5	66.2	64.8	61.6	59.1	57.3
Top Speed [km/h]	68.5	67.7	66.0	65.5	61.0	57.7
Avg. Dist. to Rail [m]	2.0	0.7	1.5	2.5	3.3	1.2
Avg. Stride Freq. [Hz]	2.3	2.4	2.4	2.3	2.3	2.2
Avg. Stride Length [m]	6.3	7.7	7.7	7.4	7.2	7.1



- [] Ranking at each section and finish
- .-.- No data available at this section
- NA No data available



Horse/Jockey Name	Coynes Road
Final Rank	4
Fastest Section Time (Section)	0:10.95 (1000m)
Top Speed [km/h] (Section)	84.6 (Overall)
Race State	Finished



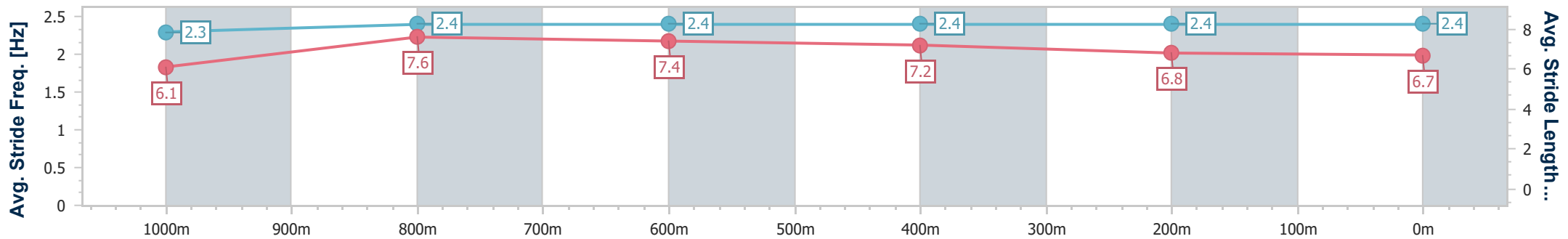
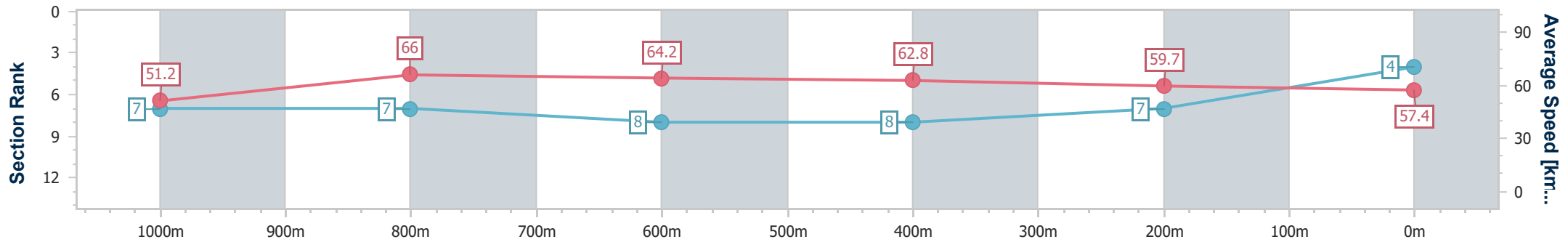
Toowoomba QLD Professional
Race 2: CATHOLICCARE SOCIAL SERVICES BENCHMARK 65
Handicap - 1200m



29 October 2022 - 17:42

Track Rating: Good 4, Weather: Fine, Rail Position: +4m Entire Course

Section	Overall	1000m	800m	600m	400m	200m
Section Times	1:13.29 [4] (0:14.32)	0:58.97 [7] (0:10.95)	0:48.02 [7] (0:11.38)	0:36.64 [8] (0:11.86)	0:24.78 [8] (0:12.27)	0:12.51 [7] (0:12.51)
Average Speed [km/h]	51.2	66.0	64.2	62.8	59.7	57.4
Top Speed [km/h]	84.6	67.0	65.5	64.2	62.2	60.2
Avg. Dist. to Rail [m]	6.1	1.3	4.9	6.6	6.0	7.3
Avg. Stride Freq. [Hz]	2.3	2.4	2.4	2.4	2.4	2.4
Avg. Stride Length [m]	6.1	7.6	7.4	7.2	6.8	6.7



- [] Ranking at each section and finish
- .-.- No data available at this section
- NA No data available



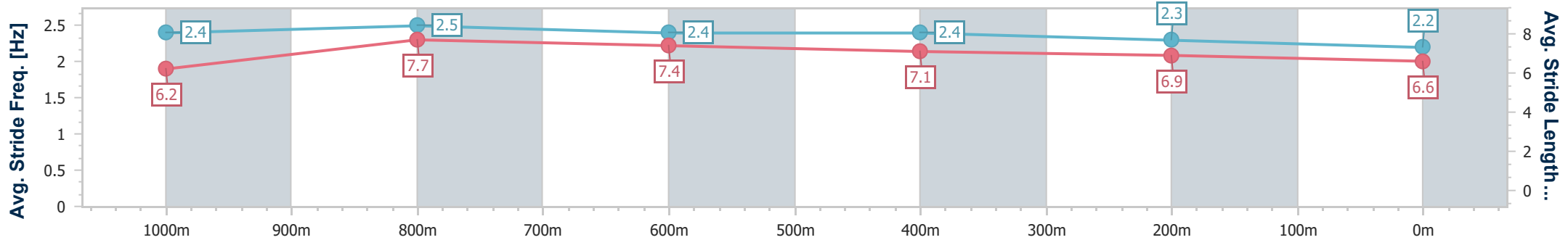
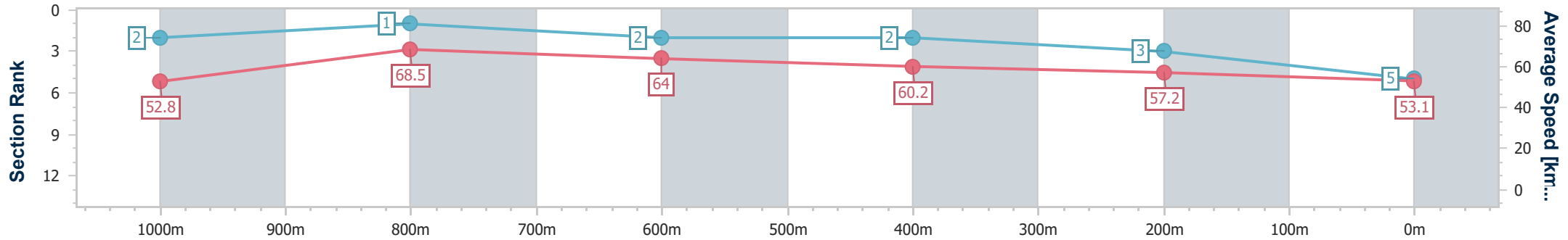
Horse/Jockey Name	My Oddette
Final Rank	5
Fastest Section Time (Section)	0:10.48 (1000m)
Top Speed [km/h] (Section)	73.6 (Overall)
Race State	Finished



Toowoomba QLD Professional
 Race 2: CATHOLICCARE SOCIAL SERVICES BENCHMARK 65
 Handicap - 1200m
 29 October 2022 - 17:42
 Track Rating: Good 4, Weather: Fine, Rail Position: +4m Entire Course



Section	Overall	1000m	800m	600m	400m	200m
Section Times	1:13.83 [5] (0:13.74)	1:00.09 [2] (0:10.48)	0:49.61 [1] (0:11.30)	0:38.31 [2] (0:12.19)	0:26.12 [2] (0:12.62)	0:13.50 [3] (0:13.50)
Average Speed [km/h]	52.8	68.5	64.0	60.2	57.2	53.1
Top Speed [km/h]	73.6	69.7	66.2	62.4	59.8	55.9
Avg. Dist. to Rail [m]	2.8	0.5	2.6	3.4	0.9	0.4
Avg. Stride Freq. [Hz]	2.4	2.5	2.4	2.4	2.3	2.2
Avg. Stride Length [m]	6.2	7.7	7.4	7.1	6.9	6.6



- [] Ranking at each section and finish
- .-.- No data available at this section
- NA No data available



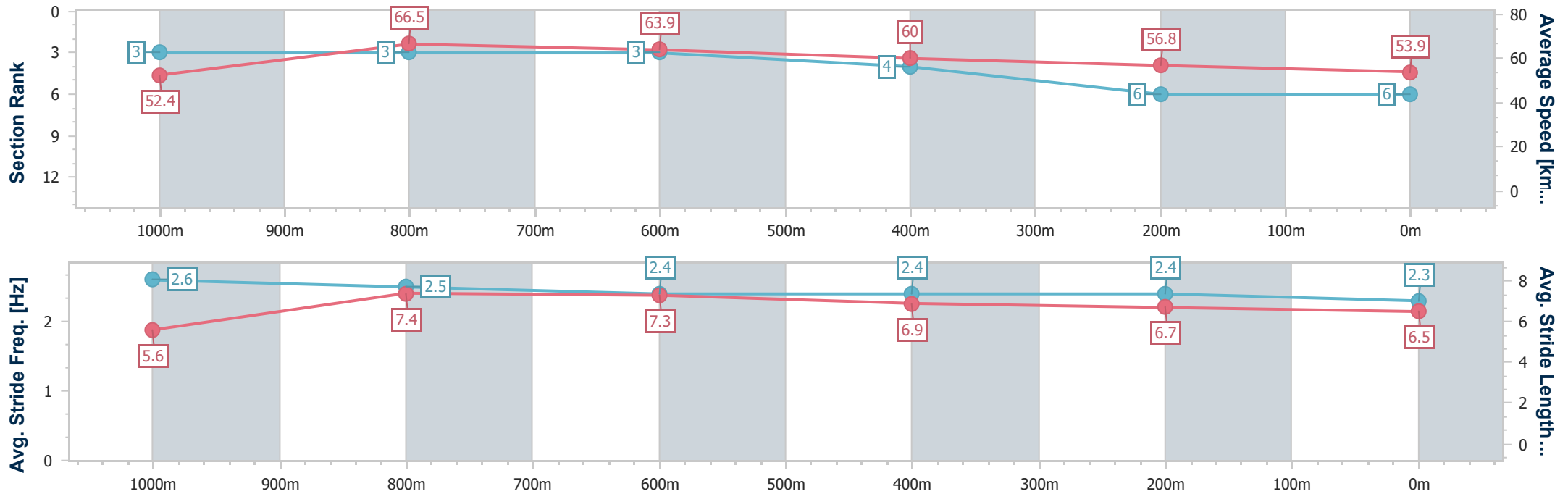
Horse/Jockey Name	Best To Hurry
Final Rank	6
Fastest Section Time (Section)	0:10.92 (1000m)
Top Speed [km/h] (Section)	68.2 (Overall)
Race State	Finished



Toowoomba QLD Professional
 Race 2: CATHOLICCARE SOCIAL SERVICES BENCHMARK 65
 Handicap - 1200m
 29 October 2022 - 17:42
 Track Rating: Good 4, Weather: Fine, Rail Position: +4m Entire Course



Section	Overall	1000m	800m	600m	400m	200m
Section Times	1:14.06 [6] (0:13.75)	1:00.31 [3] (0:10.92)	0:49.39 [3] (0:11.32)	0:38.07 [3] (0:12.07)	0:26.00 [4] (0:12.69)	0:13.31 [6] (0:13.31)
Average Speed [km/h]	52.4	66.5	63.9	60.0	56.8	53.9
Top Speed [km/h]	68.2	68.1	65.6	62.0	59.2	55.6
Avg. Dist. to Rail [m]	3.6	2.3	2.1	1.2	0.8	0.9
Avg. Stride Freq. [Hz]	2.6	2.5	2.4	2.4	2.4	2.3
Avg. Stride Length [m]	5.6	7.4	7.3	6.9	6.7	6.5



- [] Ranking at each section and finish
- .-.- No data available at this section
- NA No data available



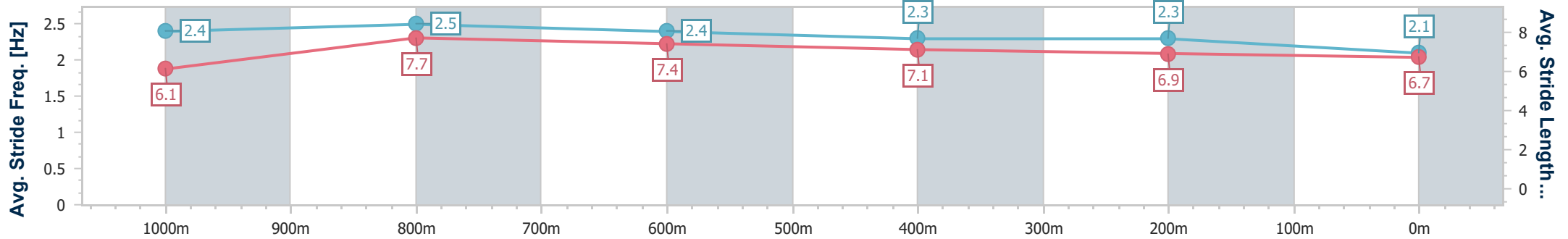
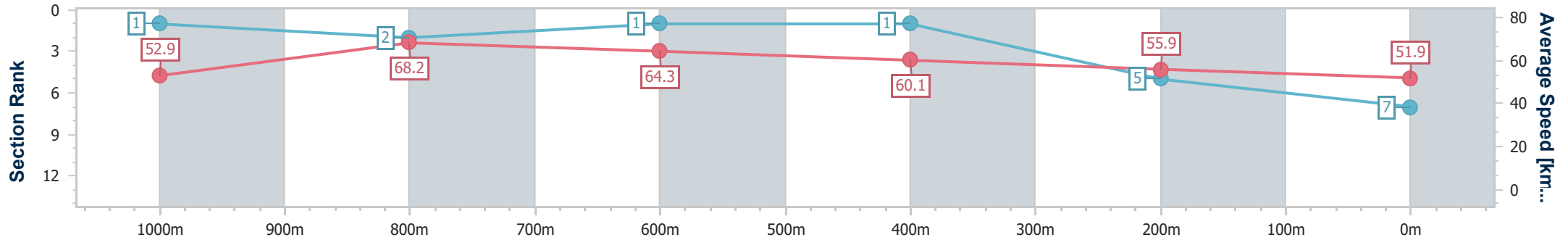
Horse/Jockey Name	Rexx
Final Rank	7
Fastest Section Time (Section)	0:10.64 (1000m)
Top Speed [km/h] (Section)	69.4 (Overall)
Race State	Finished



Toowoomba QLD Professional
 Race 2: CATHOLICCARE SOCIAL SERVICES BENCHMARK 65
 Handicap - 1200m
 29 October 2022 - 17:42
 Track Rating: Good 4, Weather: Fine, Rail Position: +4m Entire Course



Section	Overall	1000m	800m	600m	400m	200m
Section Times	1:14.44 [7] (0:13.62)	1:00.82 [1] (0:10.64)	0:50.18 [2] (0:11.28)	0:38.90 [1] (0:12.13)	0:26.77 [1] (0:12.93)	0:13.84 [5] (0:13.84)
Average Speed [km/h]	52.9	68.2	64.3	60.1	55.9	51.9
Top Speed [km/h]	69.4	68.8	66.5	63.5	57.4	55.2
Avg. Dist. to Rail [m]	4.7	2.0	2.8	2.2	1.8	1.7
Avg. Stride Freq. [Hz]	2.4	2.5	2.4	2.3	2.3	2.1
Avg. Stride Length [m]	6.1	7.7	7.4	7.1	6.9	6.7



- [] Ranking at each section and finish
- .-.- No data available at this section
- NA No data available



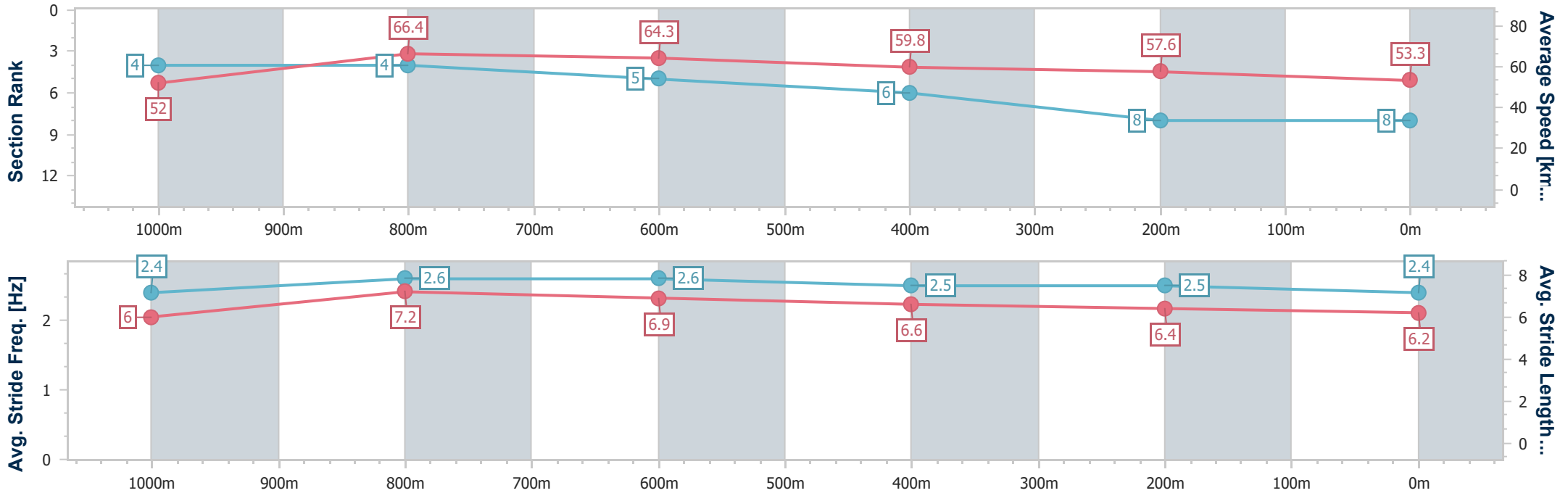
Horse/Jockey Name	Global Factor
Final Rank	8
Fastest Section Time (Section)	0:10.88 (1000m)
Top Speed [km/h] (Section)	72.8 (Overall)
Race State	Finished



Toowoomba QLD Professional
 Race 2: CATHOLICCARE SOCIAL SERVICES BENCHMARK 65
 Handicap - 1200m
 29 October 2022 - 17:42
 Track Rating: Good 4, Weather: Fine, Rail Position: +4m Entire Course



Section	Overall	1000m	800m	600m	400m	200m							
Section Times	1:14.55 [8] (0:13.95)	1:00.60 [4] (0:10.88)	0:49.72 [4] (0:11.33)	0:38.39 [5] (0:12.31)	0:26.08 [6] (0:12.60)	0:13.48 [8] (0:13.48)							
Average Speed [km/h]	52.0	66.4	64.3	59.8	57.6	53.3							
Top Speed [km/h]	72.8	67.3	66.5	65.5	59.9	55.8							
Avg. Dist. to Rail [m]	3.3	0.8	3.8	4.0	2.9	2.0							
Avg. Stride Freq. [Hz]	2.4	2.6	2.6	2.5	2.5	2.4							
Avg. Stride Length [m]	6.0	7.2	6.9	6.6	6.4	6.2							



- [] Ranking at each section and finish
- .-.- No data available at this section
- NA No data available