



Toowoomba QLD Professional

Race 3: TILLY'S BENCHMARK 70 Handicap - 1850m

29 October 2022 - 18:12



Track Rating: Good 4, Weather: Fine, Rail Position: +4m Entire Course

Section		Field Times												
Overall	1600m	1400m	1200m	1000m	800m	600m	Last 600m							
1:55.06 (0:18.65)	1:36.41 (0:11.12)	1:25.29 (0:11.40)	1:13.89 (0:11.81)	1:02.08 (0:12.16)	0:49.92 (0:12.30)	0:37.62 (0:12.43)	0:37.62							
Rank	TAB	Horse/Jockey	Barrier	Top Speed [km/h]	Fastest Section								Distance Travelled [m]	
1	5	BETTER ETHICS Wendy Peel	8	65.6 1600m	0:11.12 1600m	1:55.06 [1] (0:18.65)	1:36.41 [1] (0:11.12)	1:25.29 [2] (0:11.40)	1:13.89 [1] (0:11.81)	1:02.08 [1] (0:12.16)	0:49.92 [1] (0:12.30)	0:37.62 [1] (0:12.43)	0:37.62	
2	1	KUZCO LAD Cody Collis	7	66.8 1600m	0:11.08 1600m	1:55.07 [2] (0:18.69)	1:36.38 [2] (0:11.08)	1:25.30 [1] (0:11.70)	1:13.60 [2] (0:11.85)	1:01.75 [2] (0:12.31)	0:49.44 [2] (0:12.43)	0:37.01 [2] (0:12.32)	0:37.01	+2
3	2	CHOCOLATIER Nick Keal	5	65.2 1600m	0:11.23 1600m	1:55.33 [3] (0:19.21)	1:36.12 [6] (0:11.23)	1:24.89 [6] (0:11.69)	1:13.20 [7] (0:12.09)	1:01.11 [7] (0:12.10)	0:49.01 [7] (0:12.19)	0:36.82 [7] (0:12.22)	0:36.82	+10
4	4	OCTAVIAN Michael Murphy	10	66.3 1400m	0:11.15 1600m	1:55.44 [4] (0:19.20)	1:36.24 [5] (0:11.15)	1:25.09 [5] (0:11.27)	1:13.82 [3] (0:11.92)	1:01.90 [4] (0:12.29)	0:49.61 [4] (0:12.32)	0:37.29 [3] (0:12.26)	0:37.29	+7
5	8	IN YOUR ELEMENT Minonette Kennedy	4	66.0 1600m	0:11.22 1600m	1:56.01 [5] (0:19.28)	1:36.73 [7] (0:11.22)	1:25.51 [7] (0:11.50)	1:14.01 [6] (0:11.93)	1:02.08 [6] (0:12.14)	0:49.94 [6] (0:12.38)	0:37.56 [6] (0:12.63)	0:37.56	+4
6	3	FIGHTING COMMANDO Justin Stanley	6	64.0 1600m	0:11.27 1600m	1:56.37 [6] (0:18.97)	1:37.40 [4] (0:11.27)	1:26.13 [4] (0:11.57)	1:14.56 [5] (0:12.09)	1:02.47 [5] (0:12.12)	0:50.35 [5] (0:12.30)	0:38.05 [5] (0:12.55)	0:38.05	+11
7	10	EGO DANCER Adin Thompson	2	65.1 1400m	0:11.30 1400m	1:56.77 [7] (0:19.60)	1:37.17 [9] (0:11.41)	1:25.76 [9] (0:11.30)	1:14.46 [8] (0:12.17)	1:02.29 [8] (0:12.05)	0:50.24 [8] (0:12.34)	0:37.90 [8] (0:12.35)	0:37.90	+0
8	7	HEART OF A LION Wanderson D'Avila	9	66.0 1600m	0:11.15 1600m	1:57.19 [8] (0:19.56)	1:37.63 [8] (0:11.15)	1:26.48 [8] (0:11.65)	1:14.83 [9] (0:12.20)	1:02.63 [9] (0:12.05)	0:50.58 [9] (0:12.53)	0:38.05 [9] (0:12.54)	0:38.05	+8
9	9	SUBTLY SPRING Karl Zechner	3	65.5 1600m	0:11.21 1600m	1:57.29 [9] (0:18.83)	1:38.46 [3] (0:11.21)	1:27.25 [3] (0:11.64)	1:15.61 [4] (0:11.89)	1:03.72 [3] (0:12.26)	0:51.46 [3] (0:12.42)	0:39.04 [4] (0:12.68)	0:39.04	+2

Scratched: Barrymore (#6)

[] Ranking at each section and finish
 -:-:- No data available at this section
 NA No data available

SCN Saddle cloth number
 DNF Did not finish
 DNT Did not track



Toowoomba QLD Professional

Race 3: TILLY'S BENCHMARK 70 Handicap - 1850m

29 October 2022 - 18:12



Track Rating: Good 4, Weather: Fine, Rail Position: +4m Entire Course

Section				400m	200m			Last 600m
Field Times				0:25.19 (0:12.51)	0:12.68 (0:12.68)			0:37.62
Rank	TAB	Horse/Jockey	Barrier	Top Speed [km/h]	Fastest Section			Distance Travelled [m]
1	5	BETTER ETHICS Wendy Peel	8	65.6 1600m	0:11.12 1600m	0:25.19 [1] (0:12.51)	0:12.68 [1] (0:12.68)	0:37.62
2	1	KUZCO LAD Cody Collis	7	66.8 1600m	0:11.08 1600m	0:24.69 [2] (0:12.25)	0:12.44 [2] (0:12.44)	0:37.01 +2
3	2	CHOCOLATIER Nick Keal	5	65.2 1600m	0:11.23 1600m	0:24.60 [4] (0:12.23)	0:12.37 [4] (0:12.37)	0:36.82 +10
4	4	OCTAVIAN Michael Murphy	10	66.3 1400m	0:11.15 1600m	0:25.03 [3] (0:12.39)	0:12.64 [3] (0:12.64)	0:37.29 +7
5	8	IN YOUR ELEMENT Minonette Kennedy	4	66.0 1600m	0:11.22 1600m	0:24.93 [7] (0:12.71)	0:12.22 [7] (0:12.22)	0:37.56 +4
6	3	FIGHTING COMMANDO Justin Stanley	6	64.0 1600m	0:11.27 1600m	0:25.50 [5] (0:12.73)	0:12.77 [5] (0:12.77)	0:38.05 +11
7	10	EGO DANCER Adin Thompson	2	65.1 1400m	0:11.30 1400m	0:25.55 [8] (0:12.67)	0:12.88 [8] (0:12.88)	0:37.90 +0
8	7	HEART OF A LION Wanderson D'Avila	9	66.0 1600m	0:11.15 1600m	0:25.51 [9] (0:12.64)	0:12.87 [9] (0:12.87)	0:38.05 +8
9	9	SUBTLY SPRING Karl Zechner	3	65.5 1600m	0:11.21 1600m	0:26.36 [6] (0:12.93)	0:13.43 [6] (0:13.43)	0:39.04 +2

Scratched: Barrymore (#6)

[] Ranking at each section and finish
 -:-:- No data available at this section
 NA No data available

SCN Saddle cloth number
 DNF Did not finish
 DNT Did not track



Horse/Jockey Name	Better Ethics
Final Rank	1
Fastest Section Time (Section)	0:11.12 (1600m)
Top Speed [km/h] (Section)	65.6 (1600m)
Race State	Finished



Toowoomba QLD Professional

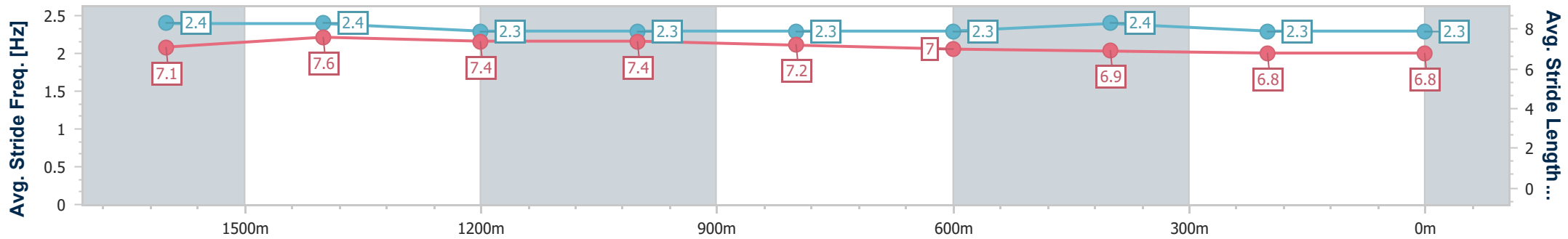
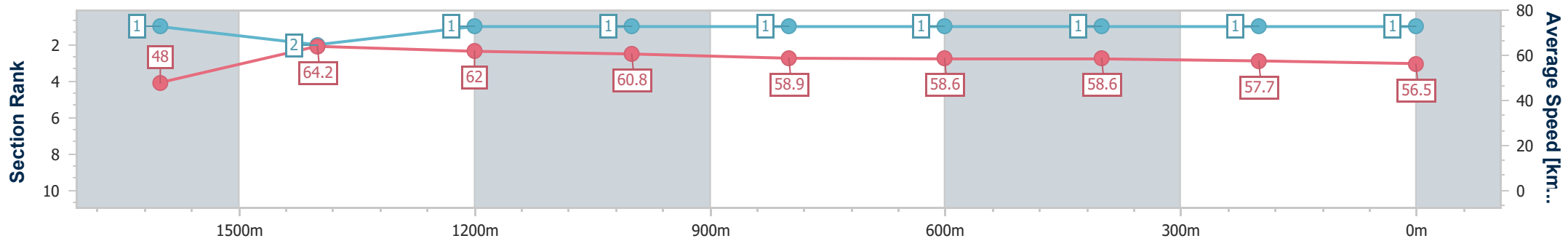
Race 3: TILLY'S BENCHMARK 70 Handicap - 1850m

29 October 2022 - 18:12

Track Rating: Good 4, Weather: Fine, Rail Position: +4m Entire Course



Section	Overall	1600m	1400m	1200m	1000m	800m	600m	400m	200m				
Section Times	1:55.06 [1] (0:18.65)	1:36.41 [1] (0:11.12)	1:25.29 [2] (0:11.40)	1:13.89 [1] (0:11.81)	1:02.08 [1] (0:12.16)	0:49.92 [1] (0:12.30)	0:37.62 [1] (0:12.43)	0:25.19 [1] (0:12.51)	0:12.68 [1] (0:12.68)				
Average Speed [km/h]	48.0	64.2	62.0	60.8	58.9	58.6	58.6	57.7	56.5				
Top Speed [km/h]	63.9	65.6	64.6	62.0	60.1	59.7	59.8	58.0	58.0				
Avg. Dist. to Rail [m]	2.4	2.5	3.2	2.3	1.7	0.9	2.0	0.6	0.8				
Avg. Stride Freq. [Hz]	2.4	2.4	2.3	2.3	2.3	2.3	2.4	2.3	2.3				
Avg. Stride Length [m]	7.1	7.6	7.4	7.4	7.2	7.0	6.9	6.8	6.8				



- [] Ranking at each section and finish
- .-.- No data available at this section
- NA No data available



Horse/Jockey Name	Kuzco Lad
Final Rank	2
Fastest Section Time (Section)	0:11.08 (1600m)
Top Speed [km/h] (Section)	66.8 (1600m)
Race State	Finished



Toowoomba QLD Professional

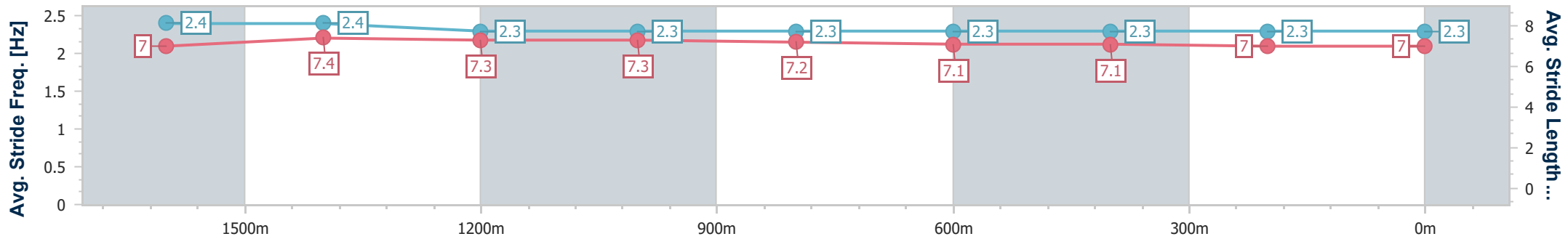
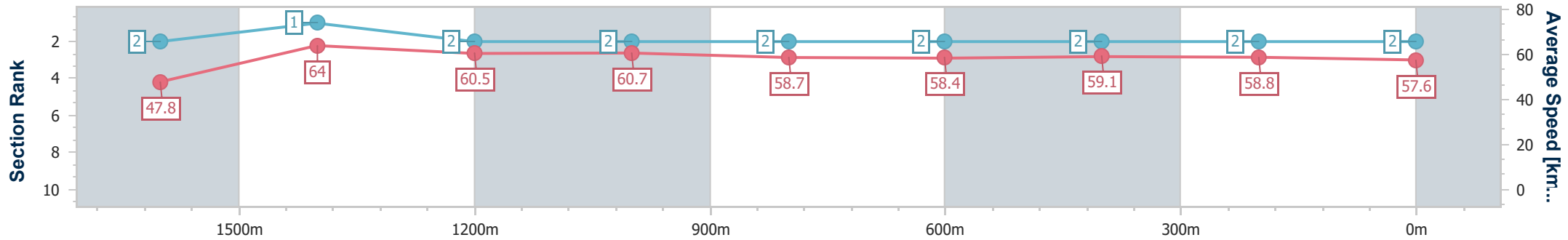
Race 3: TILLY'S BENCHMARK 70 Handicap - 1850m

29 October 2022 - 18:12

Track Rating: Good 4, Weather: Fine, Rail Position: +4m Entire Course



Section	Overall	1600m	1400m	1200m	1000m	800m	600m	400m	200m
Section Times	1:55.07 [2] (0:18.69)	1:36.38 [2] (0:11.08)	1:25.30 [1] (0:11.70)	1:13.60 [2] (0:11.85)	1:01.75 [2] (0:12.31)	0:49.44 [2] (0:12.43)	0:37.01 [2] (0:12.32)	0:24.69 [2] (0:12.25)	0:12.44 [2] (0:12.44)
Average Speed [km/h]	47.8	64.0	60.5	60.7	58.7	58.4	59.1	58.8	57.6
Top Speed [km/h]	64.7	66.8	63.1	62.1	60.3	59.6	59.6	59.5	58.5
Avg. Dist. to Rail [m]	3.4	4.4	2.9	0.2	0.6	3.0	1.8	0.5	0.6
Avg. Stride Freq. [Hz]	2.4	2.4	2.3	2.3	2.3	2.3	2.3	2.3	2.3
Avg. Stride Length [m]	7.0	7.4	7.3	7.3	7.2	7.1	7.1	7.0	7.0



- [] Ranking at each section and finish
- .-.- No data available at this section
- NA No data available



Horse/Jockey Name	Chocolatier
Final Rank	3
Fastest Section Time (Section)	0:11.23 (1600m)
Top Speed [km/h] (Section)	65.2 (1600m)
Race State	Finished



Toowoomba QLD Professional

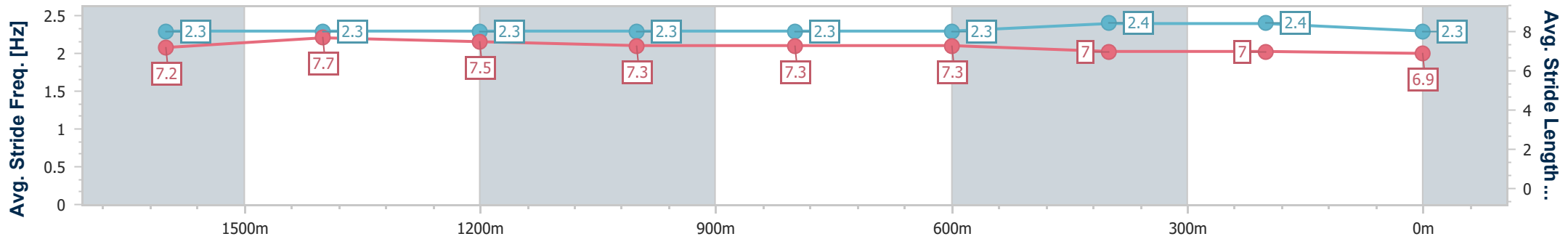
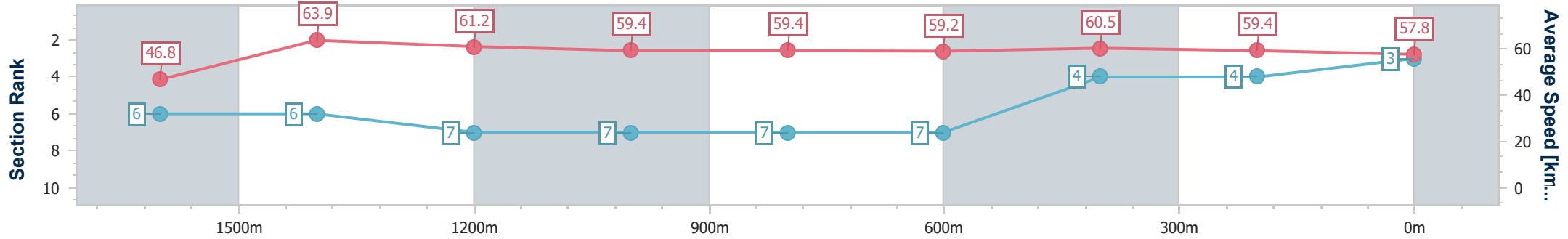
Race 3: TILLY'S BENCHMARK 70 Handicap - 1850m

29 October 2022 - 18:12

Track Rating: Good 4, Weather: Fine, Rail Position: +4m Entire Course



Section	Overall	1600m	1400m	1200m	1000m	800m	600m	400m	200m				
Section Times	1:55.33 [3] (0:19.21)	1:36.12 [6] (0:11.23)	1:24.89 [6] (0:11.69)	1:13.20 [7] (0:12.09)	1:01.11 [7] (0:12.10)	0:49.01 [7] (0:12.19)	0:36.82 [7] (0:12.22)	0:24.60 [4] (0:12.23)	0:12.37 [4] (0:12.37)				
Average Speed [km/h]	46.8	63.9	61.2	59.4	59.4	59.2	60.5	59.4	57.8				
Top Speed [km/h]	62.8	65.2	63.7	60.4	60.3	61.3	62.4	61.4	59.5				
Avg. Dist. to Rail [m]	1.5	1.1	1.2	1.0	1.1	1.5	4.7	3.1	4.2				
Avg. Stride Freq. [Hz]	2.3	2.3	2.3	2.3	2.3	2.3	2.4	2.4	2.3				
Avg. Stride Length [m]	7.2	7.7	7.5	7.3	7.3	7.3	7.0	7.0	6.9				



- [] Ranking at each section and finish
- .-.- No data available at this section
- NA No data available



Horse/Jockey Name	Octavian
Final Rank	4
Fastest Section Time (Section)	0:11.15 (1600m)
Top Speed [km/h] (Section)	66.3 (1400m)
Race State	Finished



Toowoomba QLD Professional

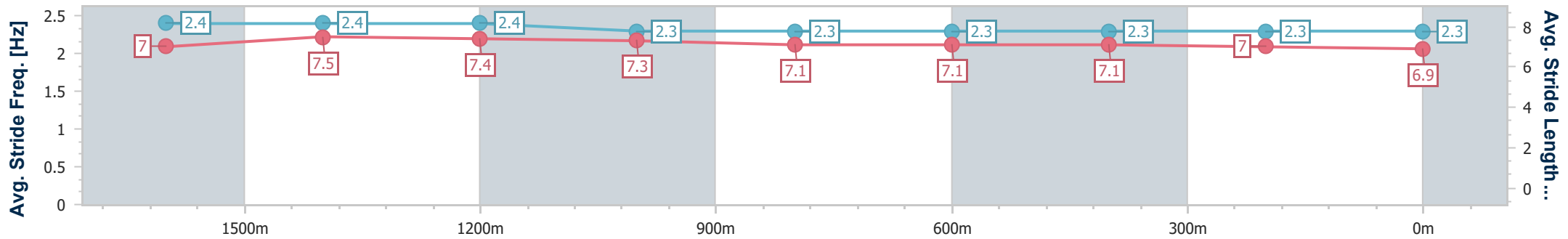
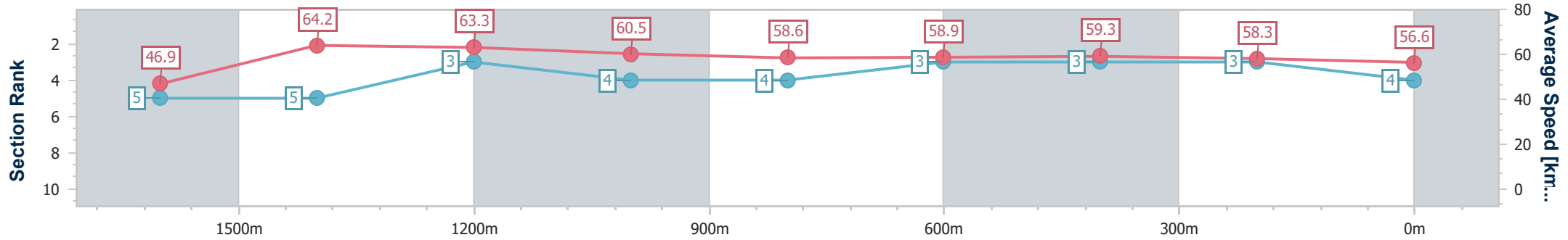
Race 3: TILLY'S BENCHMARK 70 Handicap - 1850m

29 October 2022 - 18:12

Track Rating: Good 4, Weather: Fine, Rail Position: +4m Entire Course



Section	Overall	1600m	1400m	1200m	1000m	800m	600m	400m	200m
Section Times	1:55.44 [4] (0:19.20)	1:36.24 [5] (0:11.15)	1:25.09 [5] (0:11.27)	1:13.82 [3] (0:11.92)	1:01.90 [4] (0:12.29)	0:49.61 [4] (0:12.32)	0:37.29 [3] (0:12.26)	0:25.03 [3] (0:12.39)	0:12.64 [3] (0:12.64)
Average Speed [km/h]	46.9	64.2	63.3	60.5	58.6	58.9	59.3	58.3	56.6
Top Speed [km/h]	61.3	65.6	66.3	61.6	59.9	60.2	60.5	60.4	58.5
Avg. Dist. to Rail [m]	1.4	1.6	1.7	0.3	0.4	2.3	2.0	1.1	2.7
Avg. Stride Freq. [Hz]	2.4	2.4	2.4	2.3	2.3	2.3	2.3	2.3	2.3
Avg. Stride Length [m]	7.0	7.5	7.4	7.3	7.1	7.1	7.1	7.0	6.9



- [] Ranking at each section and finish
- .-.- No data available at this section
- NA No data available



Horse/Jockey Name	In Your Element
Final Rank	5
Fastest Section Time (Section)	0:11.22 (1600m)
Top Speed [km/h] (Section)	66.0 (1600m)
Race State	Finished



Toowoomba QLD Professional

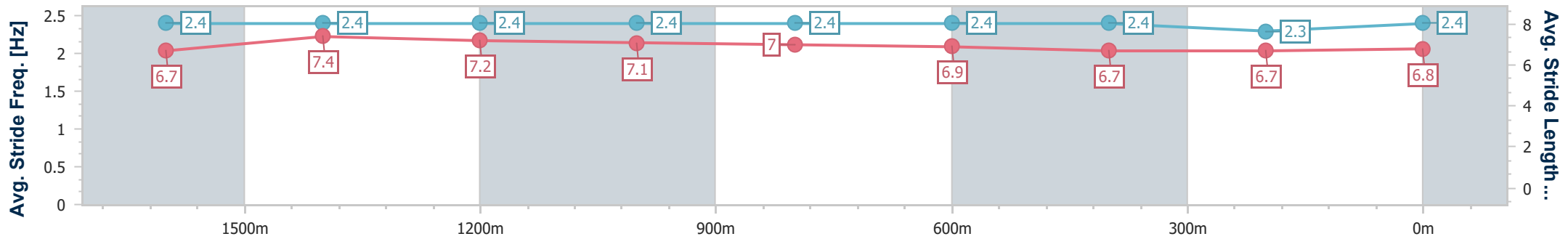
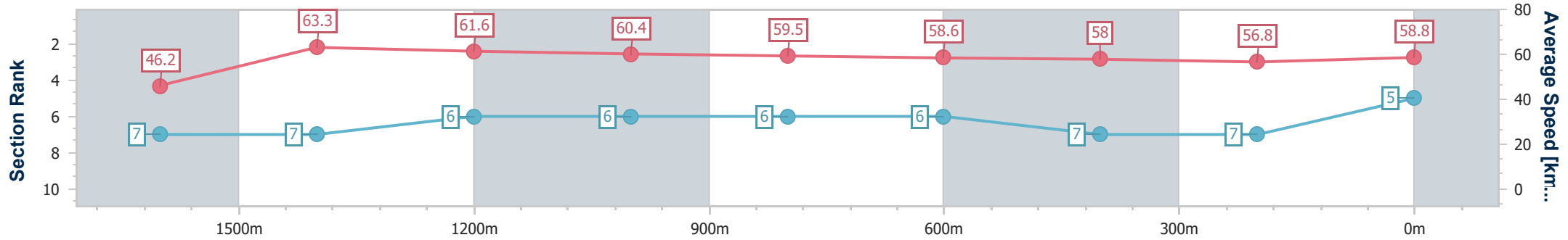
Race 3: TILLY'S BENCHMARK 70 Handicap - 1850m

29 October 2022 - 18:12

Track Rating: Good 4, Weather: Fine, Rail Position: +4m Entire Course



Section	Overall	1600m	1400m	1200m	1000m	800m	600m	400m	200m				
Section Times	1:56.01 [5] (0:19.28)	1:36.73 [7] (0:11.22)	1:25.51 [7] (0:11.50)	1:14.01 [6] (0:11.93)	1:02.08 [6] (0:12.14)	0:49.94 [6] (0:12.38)	0:37.56 [6] (0:12.63)	0:24.93 [7] (0:12.71)	0:12.22 [7] (0:12.22)				
Average Speed [km/h]	46.2	63.3	61.6	60.4	59.5	58.6	58.0	56.8	58.8				
Top Speed [km/h]	62.1	66.0	65.5	62.1	60.8	59.7	60.0	58.8	59.5				
Avg. Dist. to Rail [m]	2.3	3.8	2.7	0.3	0.7	2.2	3.1	1.2	4.7				
Avg. Stride Freq. [Hz]	2.4	2.4	2.4	2.4	2.4	2.4	2.4	2.3	2.4				
Avg. Stride Length [m]	6.7	7.4	7.2	7.1	7.0	6.9	6.7	6.7	6.8				



- [] Ranking at each section and finish
- .-.- No data available at this section
- NA No data available



Horse/Jockey Name	Fighting Commando
Final Rank	6
Fastest Section Time (Section)	0:11.27 (1600m)
Top Speed [km/h] (Section)	64.0 (1600m)
Race State	Finished



Toowoomba QLD Professional

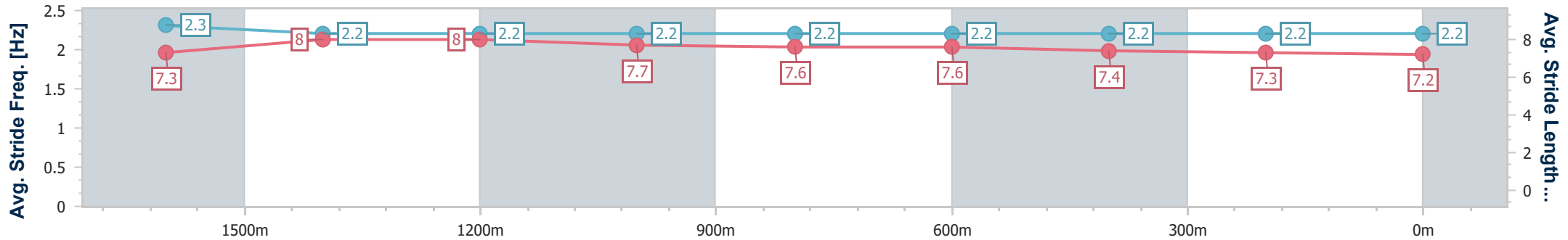
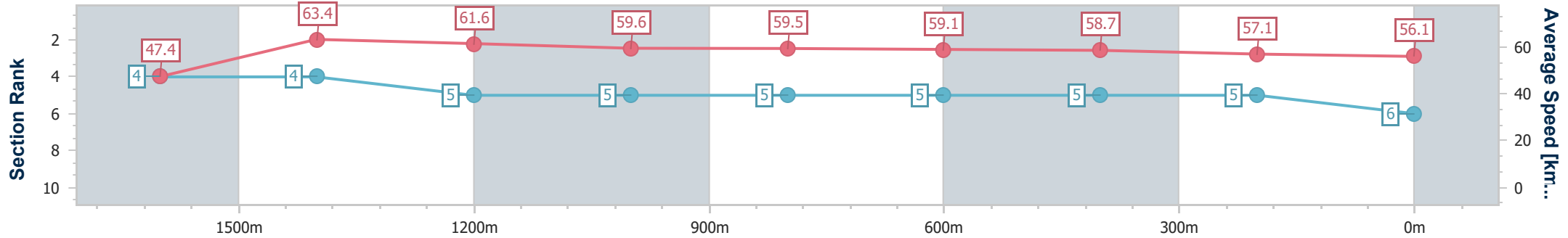
Race 3: TILLY'S BENCHMARK 70 Handicap - 1850m

29 October 2022 - 18:12

Track Rating: Good 4, Weather: Fine, Rail Position: +4m Entire Course



Section	Overall	1600m	1400m	1200m	1000m	800m	600m	400m	200m				
Section Times	1:56.37 [6] (0:18.97)	1:37.40 [4] (0:11.27)	1:26.13 [4] (0:11.57)	1:14.56 [5] (0:12.09)	1:02.47 [5] (0:12.12)	0:50.35 [5] (0:12.30)	0:38.05 [5] (0:12.55)	0:25.50 [5] (0:12.73)	0:12.77 [5] (0:12.77)				
Average Speed [km/h]	47.4	63.4	61.6	59.6	59.5	59.1	58.7	57.1	56.1				
Top Speed [km/h]	63.4	64.0	63.6	60.3	60.2	59.8	61.1	57.8	57.4				
Avg. Dist. to Rail [m]	1.5	2.2	1.6	0.7	0.5	3.4	4.2	2.4	1.1				
Avg. Stride Freq. [Hz]	2.3	2.2	2.2	2.2	2.2	2.2	2.2	2.2	2.2				
Avg. Stride Length [m]	7.3	8.0	8.0	7.7	7.6	7.6	7.4	7.3	7.2				



- [] Ranking at each section and finish
- .-.-.- No data available at this section
- NA No data available



Horse/Jockey Name	Ego Dancer
Final Rank	7
Fastest Section Time (Section)	0:11.30 (1400m)
Top Speed [km/h] (Section)	65.1 (1400m)
Race State	Finished



Toowoomba QLD Professional

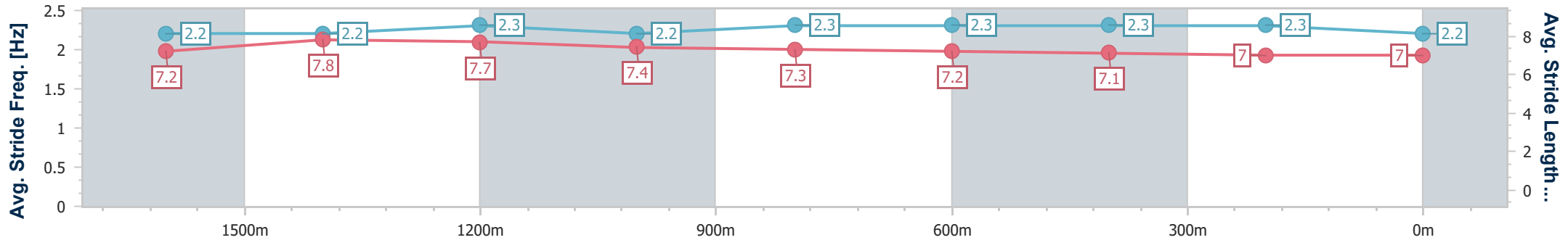
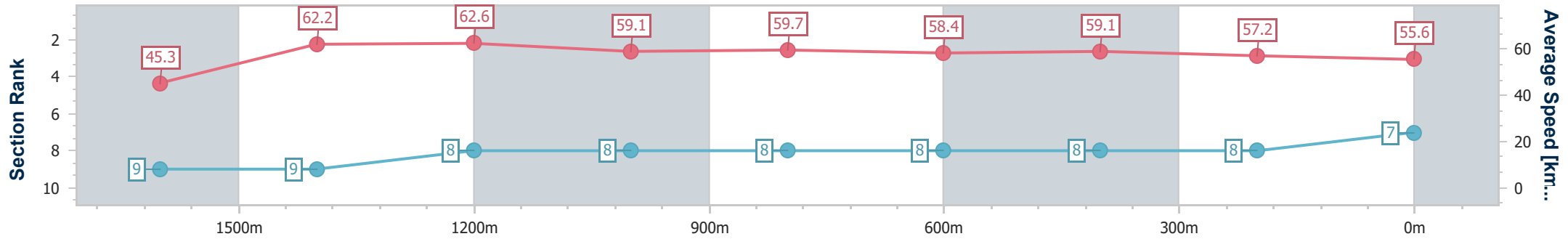
Race 3: TILLY'S BENCHMARK 70 Handicap - 1850m

29 October 2022 - 18:12

Track Rating: Good 4, Weather: Fine, Rail Position: +4m Entire Course



Section	Overall	1600m	1400m	1200m	1000m	800m	600m	400m	200m
Section Times	1:56.77 [7] (0:19.60)	1:37.17 [9] (0:11.41)	1:25.76 [9] (0:11.30)	1:14.46 [8] (0:12.17)	1:02.29 [8] (0:12.05)	0:50.24 [8] (0:12.34)	0:37.90 [8] (0:12.35)	0:25.55 [8] (0:12.67)	0:12.88 [8] (0:12.88)
Average Speed [km/h]	45.3	62.2	62.6	59.1	59.7	58.4	59.1	57.2	55.6
Top Speed [km/h]	60.3	65.0	65.1	60.3	60.6	60.3	61.0	57.8	57.5
Avg. Dist. to Rail [m]	2.4	3.9	3.1	0.7	0.7	1.0	2.3	2.4	3.9
Avg. Stride Freq. [Hz]	2.2	2.2	2.3	2.2	2.3	2.3	2.3	2.3	2.2
Avg. Stride Length [m]	7.2	7.8	7.7	7.4	7.3	7.2	7.1	7.0	7.0



- [] Ranking at each section and finish
- .-.- No data available at this section
- NA No data available



Horse/Jockey Name	Heart Of A Lion
Final Rank	8
Fastest Section Time (Section)	0:11.15 (1600m)
Top Speed [km/h] (Section)	66.0 (1600m)
Race State	Finished



Toowoomba QLD Professional

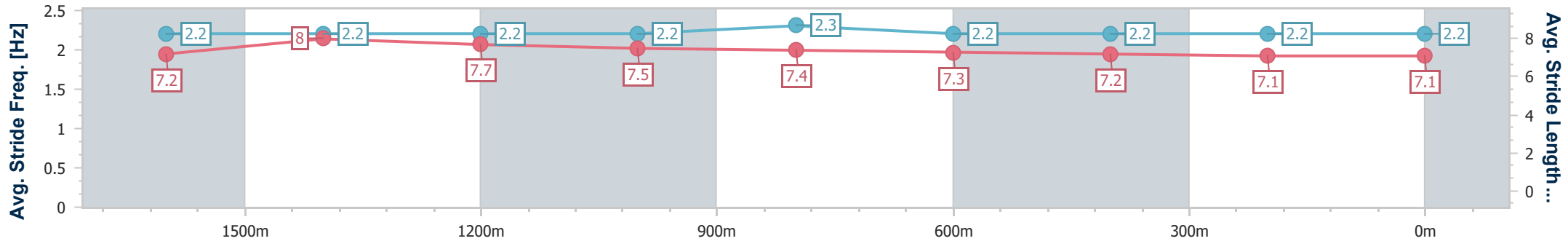
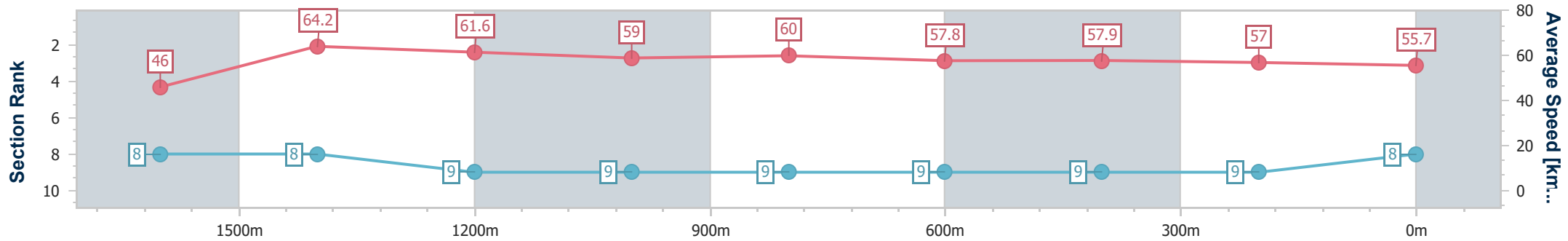
Race 3: TILLY'S BENCHMARK 70 Handicap - 1850m

29 October 2022 - 18:12

Track Rating: Good 4, Weather: Fine, Rail Position: +4m Entire Course



Section	Overall	1600m	1400m	1200m	1000m	800m	600m	400m	200m				
Section Times	1:57.19 [8] (0:19.56)	1:37.63 [8] (0:11.15)	1:26.48 [8] (0:11.65)	1:14.83 [9] (0:12.20)	1:02.63 [9] (0:12.05)	0:50.58 [9] (0:12.53)	0:38.05 [9] (0:12.54)	0:25.51 [9] (0:12.64)	0:12.87 [9] (0:12.87)				
Average Speed [km/h]	46.0	64.2	61.6	59.0	60.0	57.8	57.9	57.0	55.7				
Top Speed [km/h]	61.7	66.0	64.6	59.6	60.5	59.4	59.8	58.1	57.1				
Avg. Dist. to Rail [m]	2.7	1.5	0.9	0.9	0.8	2.2	1.6	0.5	0.6				
Avg. Stride Freq. [Hz]	2.2	2.2	2.2	2.2	2.3	2.2	2.2	2.2	2.2				
Avg. Stride Length [m]	7.2	8.0	7.7	7.5	7.4	7.3	7.2	7.1	7.1				



- [] Ranking at each section and finish
- .-.- No data available at this section
- NA No data available



Horse/Jockey Name	Subtly Spring
Final Rank	9
Fastest Section Time (Section)	0:11.21 (1600m)
Top Speed [km/h] (Section)	65.5 (1600m)
Race State	Finished



Toowoomba QLD Professional

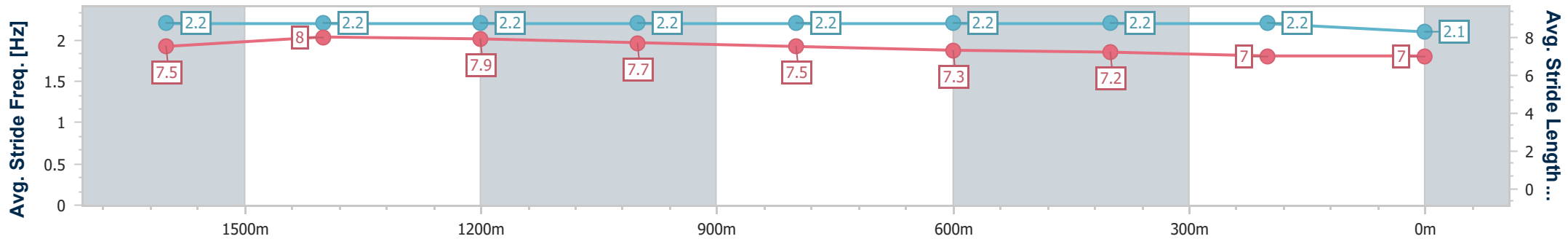
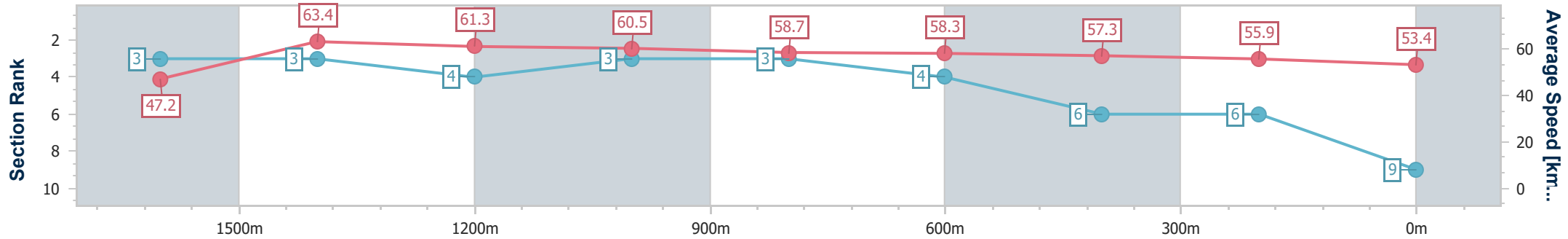
Race 3: TILLY'S BENCHMARK 70 Handicap - 1850m

29 October 2022 - 18:12

Track Rating: Good 4, Weather: Fine, Rail Position: +4m Entire Course



Section	Overall	1600m	1400m	1200m	1000m	800m	600m	400m	200m
Section Times	1:57.29 [9] (0:18.83)	1:38.46 [3] (0:11.21)	1:27.25 [3] (0:11.64)	1:15.61 [4] (0:11.89)	1:03.72 [3] (0:12.26)	0:51.46 [3] (0:12.42)	0:39.04 [4] (0:12.68)	0:26.36 [6] (0:12.93)	0:13.43 [6] (0:13.43)
Average Speed [km/h]	47.2	63.4	61.3	60.5	58.7	58.3	57.3	55.9	53.4
Top Speed [km/h]	62.8	65.5	63.9	61.3	59.8	60.0	59.0	56.8	55.0
Avg. Dist. to Rail [m]	2.5	3.5	1.6	0.1	0.2	1.6	1.8	1.0	0.5
Avg. Stride Freq. [Hz]	2.2	2.2	2.2	2.2	2.2	2.2	2.2	2.2	2.1
Avg. Stride Length [m]	7.5	8.0	7.9	7.7	7.5	7.3	7.2	7.0	7.0



- [] Ranking at each section and finish
- .-.- No data available at this section
- NA No data available