



Toowoomba QLD Professional

Race 4: MERCY COMMUNITY SERVICES Class 1 Handicap - 1850m

29 October 2022 - 18:44



Track Rating: Good 4, Weather: Fine, Rail Position: +4m Entire Course

| Section | | | | | | | | | | | | | Overall | | 1600m | 1400m | 1200m | 1000m | 800m | 600m | Last 600m |
|-------------|-----|-----------------------------------|---------|------------------|------------------|--------------------------|--------------------------|--------------------------|--------------------------|--------------------------|--------------------------|--------------------------|-----------|-----------|-----------|-----------|------------------------|-----------|-----------|---------|-----------|
| Field Times | | | | | | | | | | | | | 1:56.42 | 1:38.47 | 1:27.50 | 1:15.97 | 1:04.27 | 0:51.68 | 0:39.08 | 0:39.08 | |
| | | | | | | | | | | | | | (0:17.95) | (0:10.97) | (0:11.53) | (0:11.70) | (0:12.59) | (0:12.60) | (0:12.69) | | |
| Rank | TAB | Horse/Jockey | Barrier | Top Speed [km/h] | Fastest Section | | | | | | | | | | | | Distance Travelled [m] | | | | |
| 1 | 8 | HE'S VIRAL Montanna Savva | 6 | 66.4 1600m | 0:10.97 1600m | 1:56.42 [1] (0:17.95) | 1:38.47 [1] (0:10.97) | 1:27.50 [1] (0:11.53) | 1:15.97 [1] (0:11.70) | 1:04.27 [1] (0:12.59) | 0:51.68 [1] (0:12.60) | 0:39.08 [1] (0:12.69) | 0:39.08 | | | | | | | | |
| 2 | 5 | FLYING JOY Isabella Rabjones | 5 | 65.6 1600m | 0:11.16 1600m | 1:56.55 [2] (0:18.55) | 1:38.00 [6] (0:11.16) | 1:26.84 [6] (0:11.39) | 1:15.45 [6] (0:12.11) | 1:03.34 [6] (0:12.30) | 0:51.04 [5] (0:12.56) | 0:38.48 [7] (0:12.85) | 0:38.48 | +4 | | | | | | | |
| 3 | 2 | IRONSIDE Michael Murphy | 11 | 66.1 1600m | 0:11.08 1600m | 1:56.63 [3] (0:18.67) | 1:37.96 [9] (0:11.08) | 1:26.88 [7] (0:11.62) | 1:15.26 [7] (0:11.90) | 1:03.36 [7] (0:12.27) | 0:51.09 [7] (0:12.23) | 0:38.86 [5] (0:12.61) | 0:38.86 | +13 | | | | | | | |
| 4 | 7 | CUTABRI Cody Collis | 8 | 66.3 1600m | 0:11.04 1600m | 1:56.66 [4] (0:18.40) | 1:38.26 [5] (0:11.04) | 1:27.22 [5] (0:11.65) | 1:15.57 [5] (0:12.10) | 1:03.47 [5] (0:12.46) | 0:51.01 [6] (0:12.47) | 0:38.54 [6] (0:12.65) | 0:38.54 | +5 | | | | | | | |
| 5 | 3 | HEZA PLEAZA Stephanie Lacy | 2 | 65.1 1600m | 0:11.30 1600m | 1:56.70 [5] (0:18.63) | 1:38.07 [7] (0:11.30) | 1:26.77 [9] (0:11.59) | 1:15.18 [8] (0:12.01) | 1:03.17 [8] (0:12.48) | 0:50.69 [9] (0:12.43) | 0:38.26 [9] (0:12.68) | 0:38.26 | +0 | | | | | | | |
| 6 | 10 | RECALL EVENTS Karl Zechner | 4 | 65.6 1600m | 0:11.20 1600m | 1:56.77 [6] (0:18.68) | 1:38.09 [8] (0:11.20) | 1:26.89 [8] (0:11.74) | 1:15.15 [9] (0:11.96) | 1:03.19 [9] (0:12.33) | 0:50.86 [8] (0:12.33) | 0:38.53 [8] (0:12.63) | 0:38.53 | +7 | | | | | | | |
| 7 | 6 | SECRET KING Wendy Peel | 1 | 66.3 1600m | 0:10.94 1600m | 1:56.90 [7] (0:18.01) | 1:38.89 [2] (0:10.94) | 1:27.95 [2] (0:11.55) | 1:16.40 [2] (0:11.91) | 1:04.49 [2] (0:12.51) | 0:51.98 [2] (0:12.52) | 0:39.46 [2] (0:12.70) | 0:39.46 | +4 | | | | | | | |
| 8 | 11 | FLOWER Rhiannon Payne | 3 | 65.5 Overall | 0:11.19 1600m | 1:57.98 [8] (0:18.14) | 1:39.84 [4] (0:11.19) | 1:28.65 [4] (0:11.46) | 1:17.19 [4] (0:12.07) | 1:05.12 [4] (0:12.45) | 0:52.67 [4] (0:12.58) | 0:40.09 [4] (0:12.80) | 0:40.09 | -4 | | | | | | | |
| 9 | 4 | CHOSEN DISTANCE Ronald Simpson | 7 | 66.8 1600m | 0:11.00 1600m | 1:58.40 [9] (0:18.10) | 1:40.30 [3] (0:11.00) | 1:29.30 [3] (0:11.61) | 1:17.69 [3] (0:11.95) | 1:05.74 [3] (0:12.50) | 0:53.24 [3] (0:12.62) | 0:40.62 [3] (0:12.84) | 0:40.62 | +8 | | | | | | | |

Scratched: Circling (#1), Lyndall (#9)

[] Ranking at each section and finish
 -:-:- No data available at this section
 NA No data available

SCN Saddle cloth number
 DNF Did not finish
 DNT Did not track



Toowoomba QLD Professional

Race 4: MERCY COMMUNITY SERVICES Class 1 Handicap - 1850m

29 October 2022 - 18:44



Track Rating: Good 4, Weather: Fine, Rail Position: +4m Entire Course

| Section | | | | 400m | 200m | Last 600m | | | |
|-------------|-----|-----------------------------------|---------|----------------------|----------------------|--------------------------|--------------------------|---------|-----|
| Field Times | | | | 0:26.39 (0:13.23) | 0:13.16 (0:13.16) | 0:39.08 | | | |
| Rank | TAB | Horse/Jockey | Barrier | Top Speed [km/h] | Fastest Section | Distance Travelled [m] | | | |
| 1 | 8 | HE'S VIRAL Montanna Savva | 6 | 66.4 1600m | 0:10.97 1600m | 0:26.39 [1] (0:13.23) | 0:13.16 [1] (0:13.16) | 0:39.08 | |
| 2 | 5 | FLYING JOY Isabella Rabjones | 5 | 65.6 1600m | 0:11.16 1600m | 0:25.63 [8] (0:13.02) | 0:12.61 [8] (0:12.61) | 0:38.48 | +4 |
| 3 | 2 | IRONSIDE Michael Murphy | 11 | 66.1 1600m | 0:11.08 1600m | 0:26.25 [3] (0:13.00) | 0:13.25 [3] (0:13.25) | 0:38.86 | +13 |
| 4 | 7 | CUTABRI Cody Collis | 8 | 66.3 1600m | 0:11.04 1600m | 0:25.89 [5] (0:12.95) | 0:12.94 [4] (0:12.94) | 0:38.54 | +5 |
| 5 | 3 | HEZA PLEAZA Stephanie Lacy | 2 | 65.1 1600m | 0:11.30 1600m | 0:25.58 [9] (0:12.79) | 0:12.79 [5] (0:12.79) | 0:38.26 | +0 |
| 6 | 10 | RECALL EVENTS Karl Zechner | 4 | 65.6 1600m | 0:11.20 1600m | 0:25.90 [7] (0:12.99) | 0:12.91 [6] (0:12.91) | 0:38.53 | +7 |
| 7 | 6 | SECRET KING Wendy Peel | 1 | 66.3 1600m | 0:10.94 1600m | 0:26.76 [2] (0:13.15) | 0:13.61 [2] (0:13.61) | 0:39.46 | +4 |
| 8 | 11 | FLOWER Rhiannon Payne | 3 | 65.5 Overall | 0:11.19 1600m | 0:27.29 [6] (0:13.26) | 0:14.03 [7] (0:14.03) | 0:40.09 | -4 |
| 9 | 4 | CHOSEN DISTANCE Ronald Simpson | 7 | 66.8 1600m | 0:11.00 1600m | 0:27.78 [4] (0:13.54) | 0:14.24 [9] (0:14.24) | 0:40.62 | +8 |

Scratched: Circling (#1), Lyndall (#9)

[] Ranking at each section and finish
 -:-:- No data available at this section
 NA No data available

SCN Saddle cloth number
 DNF Did not finish
 DNT Did not track



| | |
|--------------------------------|-----------------|
| Horse/Jockey Name | He's Viral |
| Final Rank | 1 |
| Fastest Section Time (Section) | 0:10.97 (1600m) |
| Top Speed [km/h] (Section) | 66.4 (1600m) |
| Race State | Finished |



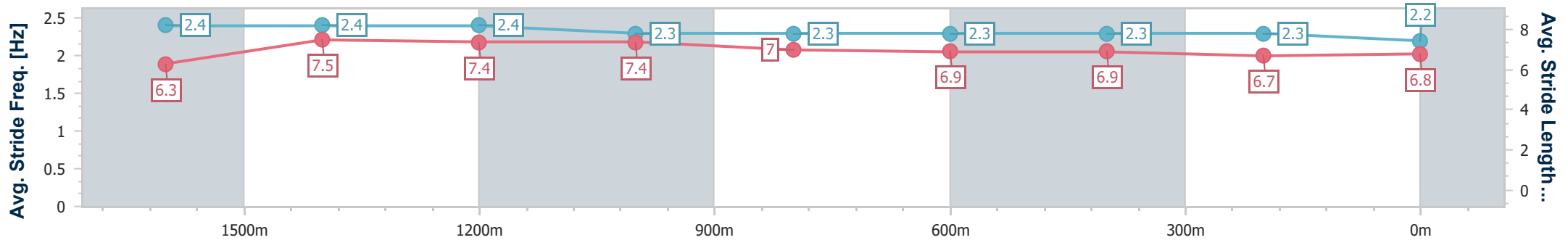
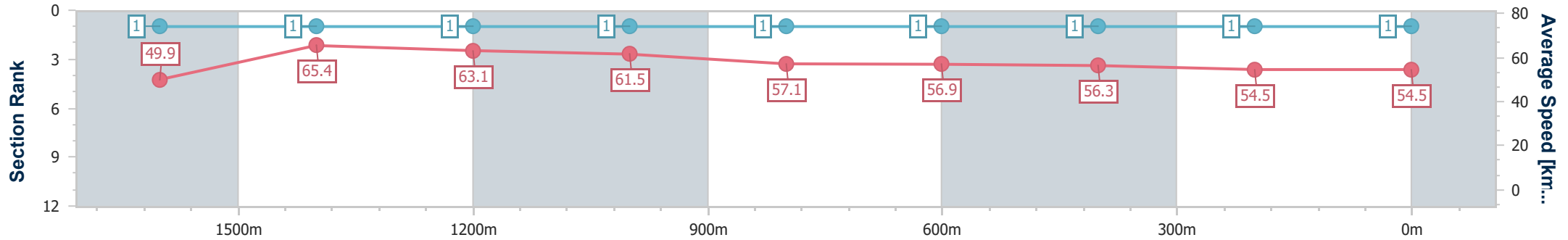
Toowoomba QLD Professional
Race 4: MERCY COMMUNITY SERVICES Class 1 Handicap - 1850m



29 October 2022 - 18:44

Track Rating: Good 4, Weather: Fine, Rail Position: +4m Entire Course

| Section | Overall | 1600m | 1400m | 1200m | 1000m | 800m | 600m | 400m | 200m |
|------------------------|--------------------------|--------------------------|--------------------------|--------------------------|--------------------------|--------------------------|--------------------------|--------------------------|--------------------------|
| Section Times | 1:56.42 [1] (0:17.95) | 1:38.47 [1] (0:10.97) | 1:27.50 [1] (0:11.53) | 1:15.97 [1] (0:11.70) | 1:04.27 [1] (0:12.59) | 0:51.68 [1] (0:12.60) | 0:39.08 [1] (0:12.69) | 0:26.39 [1] (0:13.23) | 0:13.16 [1] (0:13.16) |
| Average Speed [km/h] | 49.9 | 65.4 | 63.1 | 61.5 | 57.1 | 56.9 | 56.3 | 54.5 | 54.5 |
| Top Speed [km/h] | 66.0 | 66.4 | 66.4 | 62.8 | 60.1 | 58.6 | 58.5 | 55.4 | 55.3 |
| Avg. Dist. to Rail [m] | 3.9 | 1.0 | 1.8 | 0.5 | 0.5 | 1.5 | 1.1 | 0.3 | 0.6 |
| Avg. Stride Freq. [Hz] | 2.4 | 2.4 | 2.4 | 2.3 | 2.3 | 2.3 | 2.3 | 2.3 | 2.2 |
| Avg. Stride Length [m] | 6.3 | 7.5 | 7.4 | 7.4 | 7.0 | 6.9 | 6.9 | 6.7 | 6.8 |



- [] Ranking at each section and finish
- .-.- No data available at this section
- NA No data available



| | |
|--------------------------------|-----------------|
| Horse/Jockey Name | Flying Joy |
| Final Rank | 2 |
| Fastest Section Time (Section) | 0:11.16 (1600m) |
| Top Speed [km/h] (Section) | 65.6 (1600m) |
| Race State | Finished |



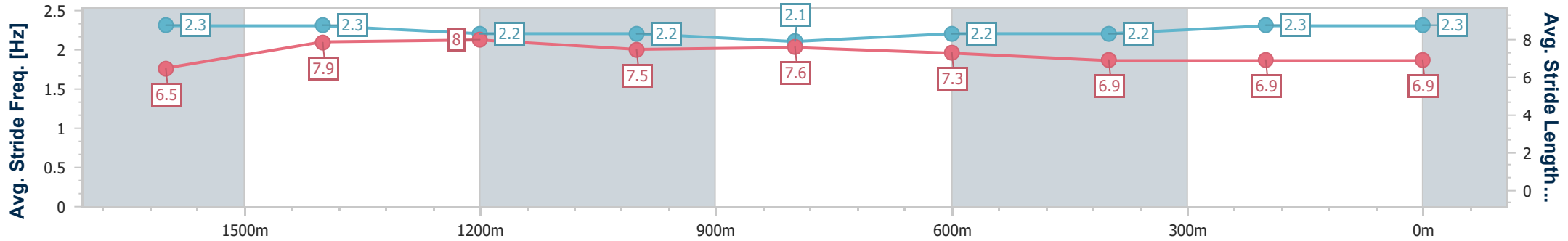
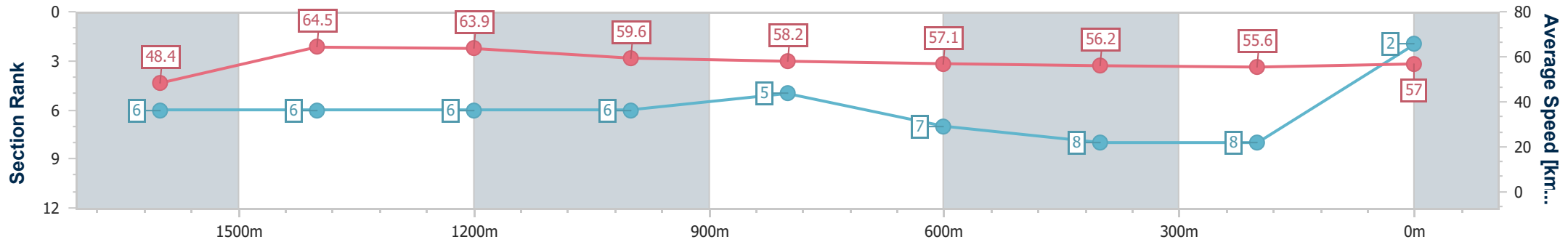
Toowoomba QLD Professional
Race 4: MERCY COMMUNITY SERVICES Class 1 Handicap - 1850m



29 October 2022 - 18:44

Track Rating: Good 4, Weather: Fine, Rail Position: +4m Entire Course

| Section | Overall | 1600m | 1400m | 1200m | 1000m | 800m | 600m | 400m | 200m | | | |
|------------------------|--------------------------|--------------------------|--------------------------|--------------------------|--------------------------|--------------------------|--------------------------|--------------------------|--------------------------|--|--|--|
| Section Times | 1:56.55 [2] (0:18.55) | 1:38.00 [6] (0:11.16) | 1:26.84 [6] (0:11.39) | 1:15.45 [6] (0:12.11) | 1:03.34 [6] (0:12.30) | 0:51.04 [5] (0:12.56) | 0:38.48 [7] (0:12.85) | 0:25.63 [8] (0:13.02) | 0:12.61 [8] (0:12.61) | | | |
| Average Speed [km/h] | 48.4 | 64.5 | 63.9 | 59.6 | 58.2 | 57.1 | 56.2 | 55.6 | 57.0 | | | |
| Top Speed [km/h] | 64.8 | 65.6 | 65.6 | 62.8 | 59.8 | 59.0 | 58.3 | 57.2 | 58.2 | | | |
| Avg. Dist. to Rail [m] | 3.1 | 1.0 | 2.1 | 0.4 | 0.9 | 1.1 | 0.8 | 1.7 | 0.8 | | | |
| Avg. Stride Freq. [Hz] | 2.3 | 2.3 | 2.2 | 2.2 | 2.1 | 2.2 | 2.2 | 2.3 | 2.3 | | | |
| Avg. Stride Length [m] | 6.5 | 7.9 | 8.0 | 7.5 | 7.6 | 7.3 | 6.9 | 6.9 | 6.9 | | | |



- [] Ranking at each section and finish
- .-.- No data available at this section
- NA No data available



| | |
|--------------------------------|-----------------|
| Horse/Jockey Name | Ironside |
| Final Rank | 3 |
| Fastest Section Time (Section) | 0:11.08 (1600m) |
| Top Speed [km/h] (Section) | 66.1 (1600m) |
| Race State | Finished |



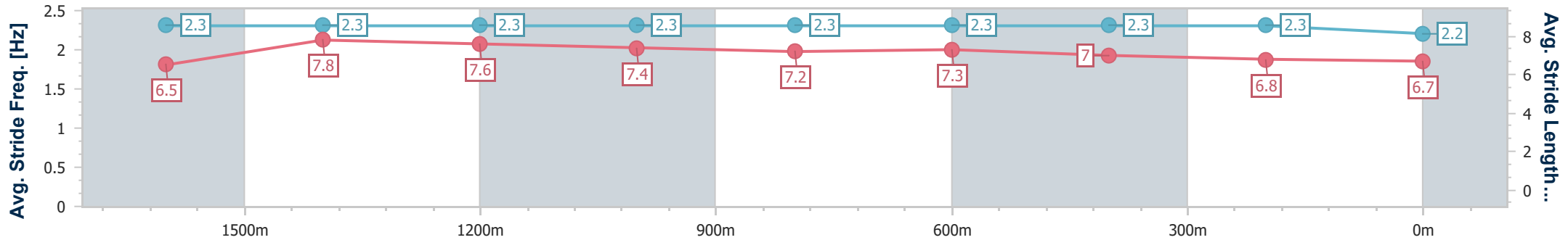
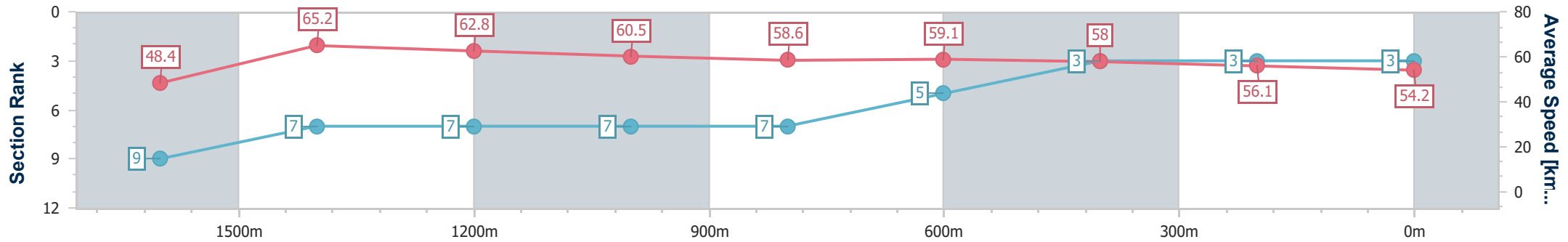
Toowoomba QLD Professional
Race 4: MERCY COMMUNITY SERVICES Class 1 Handicap - 1850m



29 October 2022 - 18:44

Track Rating: Good 4, Weather: Fine, Rail Position: +4m Entire Course

| Section | Overall | 1600m | 1400m | 1200m | 1000m | 800m | 600m | 400m | 200m |
|------------------------|--------------------------|--------------------------|--------------------------|--------------------------|--------------------------|--------------------------|--------------------------|--------------------------|--------------------------|
| Section Times | 1:56.63 [3] (0:18.67) | 1:37.96 [9] (0:11.08) | 1:26.88 [7] (0:11.62) | 1:15.26 [7] (0:11.90) | 1:03.36 [7] (0:12.27) | 0:51.09 [7] (0:12.23) | 0:38.86 [5] (0:12.61) | 0:26.25 [3] (0:13.00) | 0:13.25 [3] (0:13.25) |
| Average Speed [km/h] | 48.4 | 65.2 | 62.8 | 60.5 | 58.6 | 59.1 | 58.0 | 56.1 | 54.2 |
| Top Speed [km/h] | 65.3 | 66.1 | 63.6 | 62.7 | 59.6 | 60.0 | 59.5 | 57.6 | 55.9 |
| Avg. Dist. to Rail [m] | 4.9 | 1.1 | 2.3 | 0.8 | 0.2 | 0.7 | 2.8 | 3.6 | 3.1 |
| Avg. Stride Freq. [Hz] | 2.3 | 2.3 | 2.3 | 2.3 | 2.3 | 2.3 | 2.3 | 2.3 | 2.2 |
| Avg. Stride Length [m] | 6.5 | 7.8 | 7.6 | 7.4 | 7.2 | 7.3 | 7.0 | 6.8 | 6.7 |



- [] Ranking at each section and finish
- .-.- No data available at this section
- NA No data available



| | |
|--------------------------------|-----------------|
| Horse/Jockey Name | Cutabri |
| Final Rank | 4 |
| Fastest Section Time (Section) | 0:11.04 (1600m) |
| Top Speed [km/h] (Section) | 66.3 (1600m) |
| Race State | Finished |



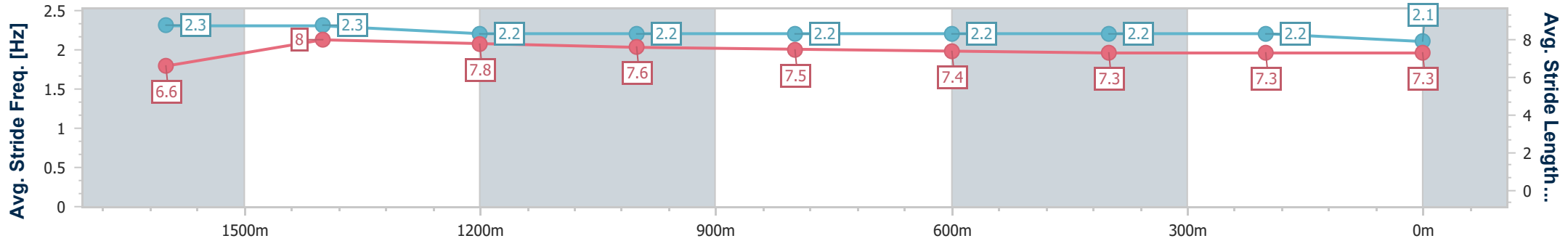
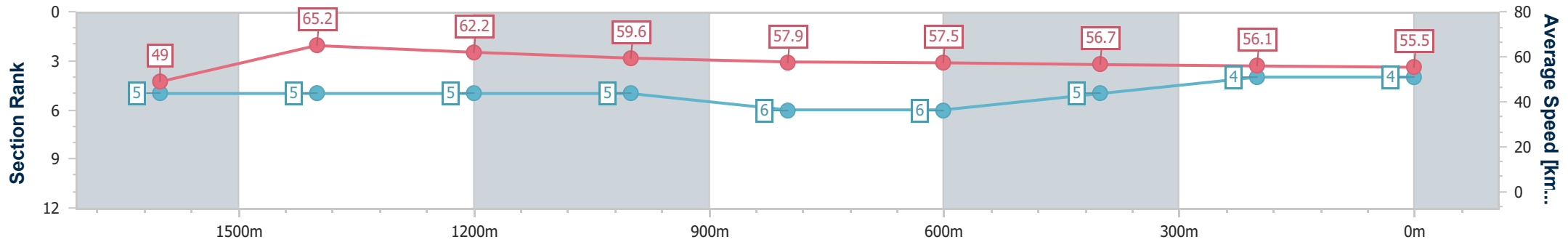
Toowoomba QLD Professional
Race 4: MERCY COMMUNITY SERVICES Class 1 Handicap - 1850m



29 October 2022 - 18:44

Track Rating: Good 4, Weather: Fine, Rail Position: +4m Entire Course

| Section | Overall | 1600m | 1400m | 1200m | 1000m | 800m | 600m | 400m | 200m | | | | |
|------------------------|--------------------------|--------------------------|--------------------------|--------------------------|--------------------------|--------------------------|--------------------------|--------------------------|--------------------------|--|--|--|--|
| Section Times | 1:56.66 [4] (0:18.40) | 1:38.26 [5] (0:11.04) | 1:27.22 [5] (0:11.65) | 1:15.57 [5] (0:12.10) | 1:03.47 [5] (0:12.46) | 0:51.01 [6] (0:12.47) | 0:38.54 [6] (0:12.65) | 0:25.89 [5] (0:12.95) | 0:12.94 [4] (0:12.94) | | | | |
| Average Speed [km/h] | 49.0 | 65.2 | 62.2 | 59.6 | 57.9 | 57.5 | 56.7 | 56.1 | 55.5 | | | | |
| Top Speed [km/h] | 66.2 | 66.3 | 63.4 | 61.5 | 58.4 | 58.1 | 57.8 | 57.1 | 56.7 | | | | |
| Avg. Dist. to Rail [m] | 3.5 | 0.4 | 1.4 | 2.1 | 0.8 | 1.2 | 0.6 | 2.0 | 3.5 | | | | |
| Avg. Stride Freq. [Hz] | 2.3 | 2.3 | 2.2 | 2.2 | 2.2 | 2.2 | 2.2 | 2.2 | 2.1 | | | | |
| Avg. Stride Length [m] | 6.6 | 8.0 | 7.8 | 7.6 | 7.5 | 7.4 | 7.3 | 7.3 | 7.3 | | | | |



- [] Ranking at each section and finish
- .-.- No data available at this section
- NA No data available



| | |
|--------------------------------|-----------------|
| Horse/Jockey Name | Heza Pleaza |
| Final Rank | 5 |
| Fastest Section Time (Section) | 0:11.30 (1600m) |
| Top Speed [km/h] (Section) | 65.1 (1600m) |
| Race State | Finished |



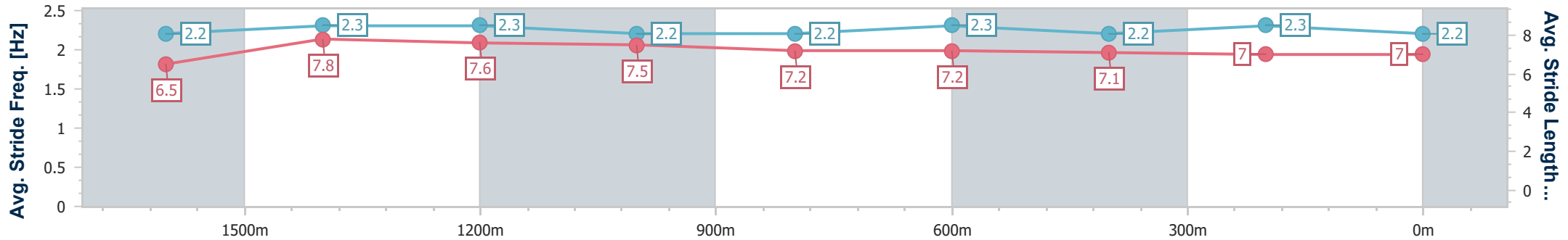
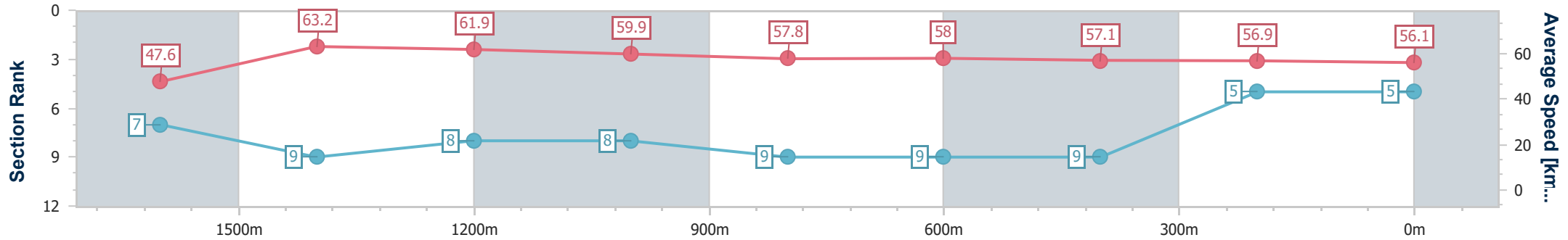
Toowoomba QLD Professional
Race 4: MERCY COMMUNITY SERVICES Class 1 Handicap - 1850m



29 October 2022 - 18:44

Track Rating: Good 4, Weather: Fine, Rail Position: +4m Entire Course

| Section | Overall | 1600m | 1400m | 1200m | 1000m | 800m | 600m | 400m | 200m | | | | |
|------------------------|--------------------------|--------------------------|--------------------------|--------------------------|--------------------------|--------------------------|--------------------------|--------------------------|--------------------------|--|--|--|--|
| Section Times | 1:56.70 [5] (0:18.63) | 1:38.07 [7] (0:11.30) | 1:26.77 [9] (0:11.59) | 1:15.18 [8] (0:12.01) | 1:03.17 [8] (0:12.48) | 0:50.69 [9] (0:12.43) | 0:38.26 [9] (0:12.68) | 0:25.58 [9] (0:12.79) | 0:12.79 [5] (0:12.79) | | | | |
| Average Speed [km/h] | 47.6 | 63.2 | 61.9 | 59.9 | 57.8 | 58.0 | 57.1 | 56.9 | 56.1 | | | | |
| Top Speed [km/h] | 63.7 | 65.1 | 63.6 | 61.7 | 58.5 | 58.7 | 58.8 | 58.3 | 58.3 | | | | |
| Avg. Dist. to Rail [m] | 3.8 | 2.2 | 0.6 | 0.3 | 0.4 | 0.7 | 1.4 | 3.1 | 5.2 | | | | |
| Avg. Stride Freq. [Hz] | 2.2 | 2.3 | 2.3 | 2.2 | 2.2 | 2.3 | 2.2 | 2.3 | 2.2 | | | | |
| Avg. Stride Length [m] | 6.5 | 7.8 | 7.6 | 7.5 | 7.2 | 7.2 | 7.1 | 7.0 | 7.0 | | | | |



- [] Ranking at each section and finish
- .-.- No data available at this section
- NA No data available



| | |
|--------------------------------|-----------------|
| Horse/Jockey Name | Recall Events |
| Final Rank | 6 |
| Fastest Section Time (Section) | 0:11.20 (1600m) |
| Top Speed [km/h] (Section) | 65.6 (1600m) |
| Race State | Finished |



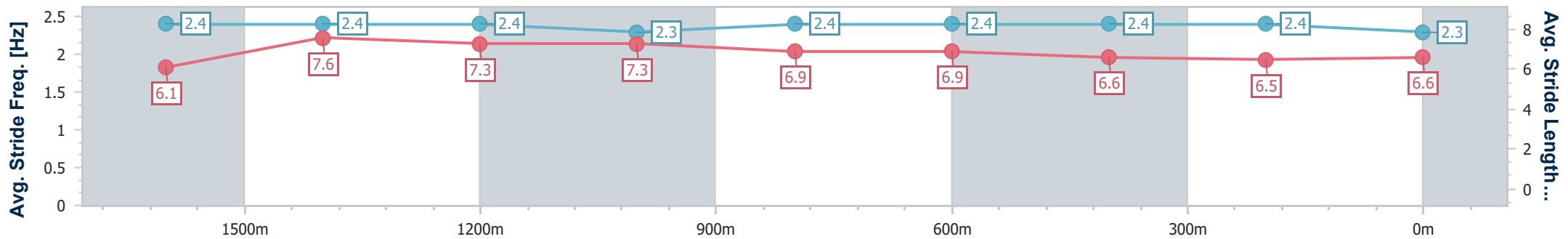
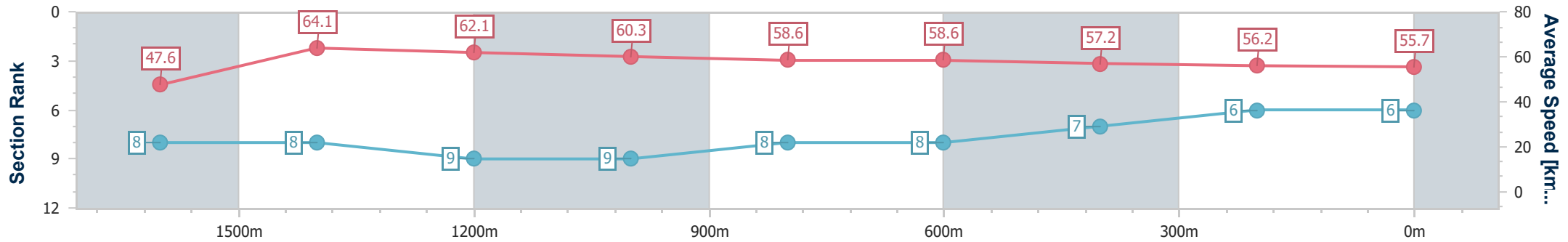
Toowoomba QLD Professional
Race 4: MERCY COMMUNITY SERVICES Class 1 Handicap - 1850m



29 October 2022 - 18:44

Track Rating: Good 4, Weather: Fine, Rail Position: +4m Entire Course

| Section | Overall | 1600m | 1400m | 1200m | 1000m | 800m | 600m | 400m | 200m | | | |
|------------------------|--------------------------|--------------------------|--------------------------|--------------------------|--------------------------|--------------------------|--------------------------|--------------------------|--------------------------|--|--|--|
| Section Times | 1:56.77 [6] (0:18.68) | 1:38.09 [8] (0:11.20) | 1:26.89 [8] (0:11.74) | 1:15.15 [9] (0:11.96) | 1:03.19 [9] (0:12.33) | 0:50.86 [8] (0:12.33) | 0:38.53 [8] (0:12.63) | 0:25.90 [7] (0:12.99) | 0:12.91 [6] (0:12.91) | | | |
| Average Speed [km/h] | 47.6 | 64.1 | 62.1 | 60.3 | 58.6 | 58.6 | 57.2 | 56.2 | 55.7 | | | |
| Top Speed [km/h] | 63.7 | 65.6 | 64.1 | 62.8 | 59.6 | 59.9 | 58.6 | 58.3 | 58.0 | | | |
| Avg. Dist. to Rail [m] | 3.5 | 0.9 | 2.3 | 1.7 | 1.2 | 0.8 | 0.8 | 4.1 | 5.4 | | | |
| Avg. Stride Freq. [Hz] | 2.4 | 2.4 | 2.4 | 2.3 | 2.4 | 2.4 | 2.4 | 2.4 | 2.3 | | | |
| Avg. Stride Length [m] | 6.1 | 7.6 | 7.3 | 7.3 | 6.9 | 6.9 | 6.6 | 6.5 | 6.6 | | | |



- [] Ranking at each section and finish
- .-.- No data available at this section
- NA No data available



| | |
|--------------------------------|-----------------|
| Horse/Jockey Name | Secret King |
| Final Rank | 7 |
| Fastest Section Time (Section) | 0:10.94 (1600m) |
| Top Speed [km/h] (Section) | 66.3 (1600m) |
| Race State | Finished |



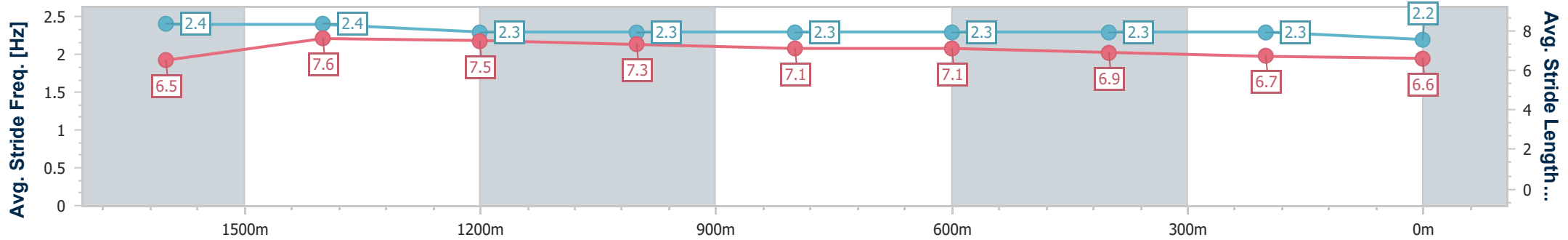
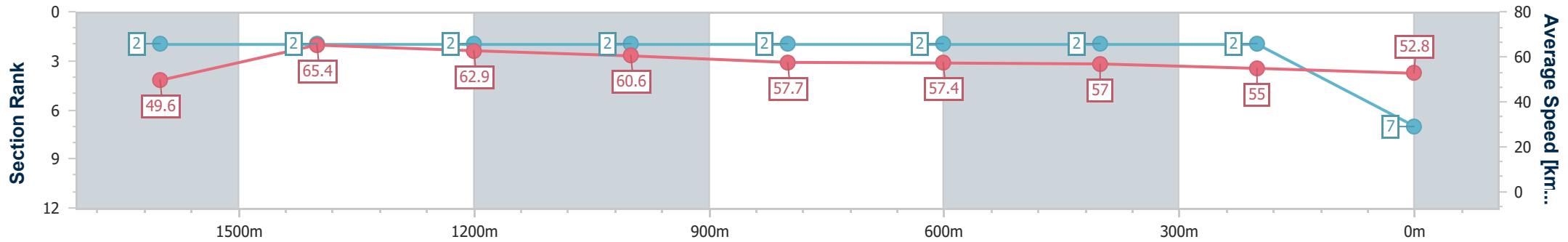
Toowoomba QLD Professional
Race 4: MERCY COMMUNITY SERVICES Class 1 Handicap - 1850m



29 October 2022 - 18:44

Track Rating: Good 4, Weather: Fine, Rail Position: +4m Entire Course

| Section | Overall | 1600m | 1400m | 1200m | 1000m | 800m | 600m | 400m | 200m | | | | |
|------------------------|--------------------------|--------------------------|--------------------------|--------------------------|--------------------------|--------------------------|--------------------------|--------------------------|--------------------------|--|--|--|--|
| Section Times | 1:56.90 [7] (0:18.01) | 1:38.89 [2] (0:10.94) | 1:27.95 [2] (0:11.55) | 1:16.40 [2] (0:11.91) | 1:04.49 [2] (0:12.51) | 0:51.98 [2] (0:12.52) | 0:39.46 [2] (0:12.70) | 0:26.76 [2] (0:13.15) | 0:13.61 [2] (0:13.61) | | | | |
| Average Speed [km/h] | 49.6 | 65.4 | 62.9 | 60.6 | 57.7 | 57.4 | 57.0 | 55.0 | 52.8 | | | | |
| Top Speed [km/h] | 66.2 | 66.3 | 65.9 | 61.8 | 59.0 | 59.1 | 58.5 | 56.4 | 54.5 | | | | |
| Avg. Dist. to Rail [m] | 2.4 | 1.2 | 1.7 | 0.8 | 0.8 | 0.3 | 0.9 | 1.1 | 0.8 | | | | |
| Avg. Stride Freq. [Hz] | 2.4 | 2.4 | 2.3 | 2.3 | 2.3 | 2.3 | 2.3 | 2.3 | 2.2 | | | | |
| Avg. Stride Length [m] | 6.5 | 7.6 | 7.5 | 7.3 | 7.1 | 7.1 | 6.9 | 6.7 | 6.6 | | | | |



- [] Ranking at each section and finish
- .-.- No data available at this section
- NA No data available



| | |
|--------------------------------|-----------------|
| Horse/Jockey Name | Flower |
| Final Rank | 8 |
| Fastest Section Time (Section) | 0:11.19 (1600m) |
| Top Speed [km/h] (Section) | 65.5 (Overall) |
| Race State | Finished |



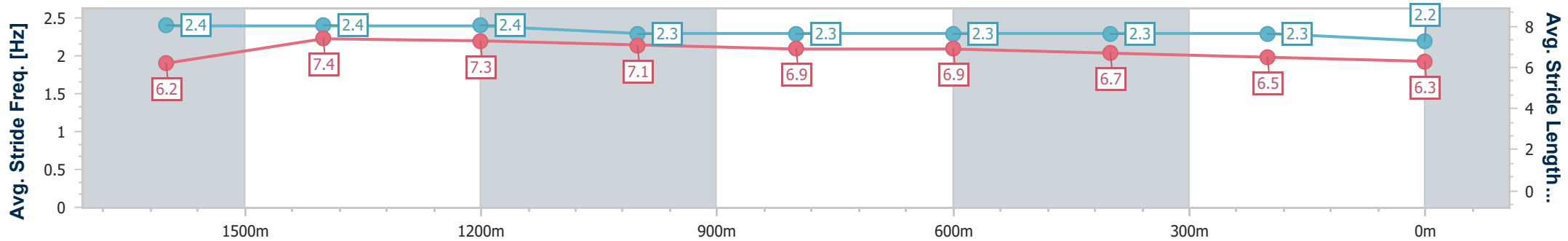
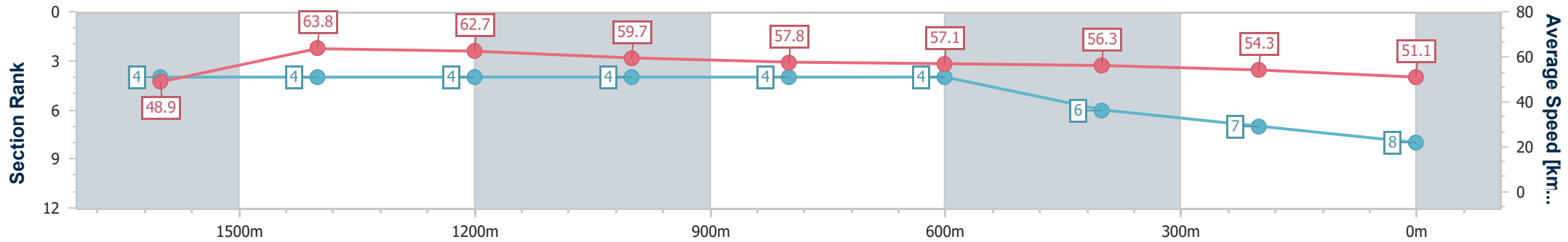
Toowoomba QLD Professional
Race 4: MERCY COMMUNITY SERVICES Class 1 Handicap - 1850m



29 October 2022 - 18:44

Track Rating: Good 4, Weather: Fine, Rail Position: +4m Entire Course

| Section | Overall | 1600m | 1400m | 1200m | 1000m | 800m | 600m | 400m | 200m |
|------------------------|--------------------------|--------------------------|--------------------------|--------------------------|--------------------------|--------------------------|--------------------------|--------------------------|--------------------------|
| Section Times | 1:57.98 [8] (0:18.14) | 1:39.84 [4] (0:11.19) | 1:28.65 [4] (0:11.46) | 1:17.19 [4] (0:12.07) | 1:05.12 [4] (0:12.45) | 0:52.67 [4] (0:12.58) | 0:40.09 [4] (0:12.80) | 0:27.29 [6] (0:13.26) | 0:14.03 [7] (0:14.03) |
| Average Speed [km/h] | 48.9 | 63.8 | 62.7 | 59.7 | 57.8 | 57.1 | 56.3 | 54.3 | 51.1 |
| Top Speed [km/h] | 65.5 | 65.1 | 64.6 | 61.6 | 59.7 | 58.1 | 58.5 | 55.0 | 54.4 |
| Avg. Dist. to Rail [m] | 3.8 | 2.4 | 0.4 | 0.3 | 0.3 | 0.5 | 0.2 | 0.2 | 0.3 |
| Avg. Stride Freq. [Hz] | 2.4 | 2.4 | 2.4 | 2.3 | 2.3 | 2.3 | 2.3 | 2.3 | 2.2 |
| Avg. Stride Length [m] | 6.2 | 7.4 | 7.3 | 7.1 | 6.9 | 6.9 | 6.7 | 6.5 | 6.3 |



- [] Ranking at each section and finish
- .-.- No data available at this section
- NA No data available



| | |
|--------------------------------|-----------------|
| Horse/Jockey Name | Chosen Distance |
| Final Rank | 9 |
| Fastest Section Time (Section) | 0:11.00 (1600m) |
| Top Speed [km/h] (Section) | 66.8 (1600m) |
| Race State | Finished |



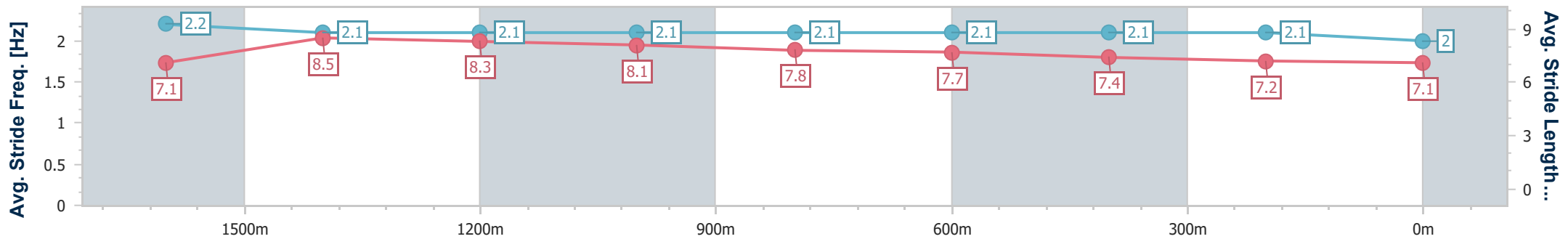
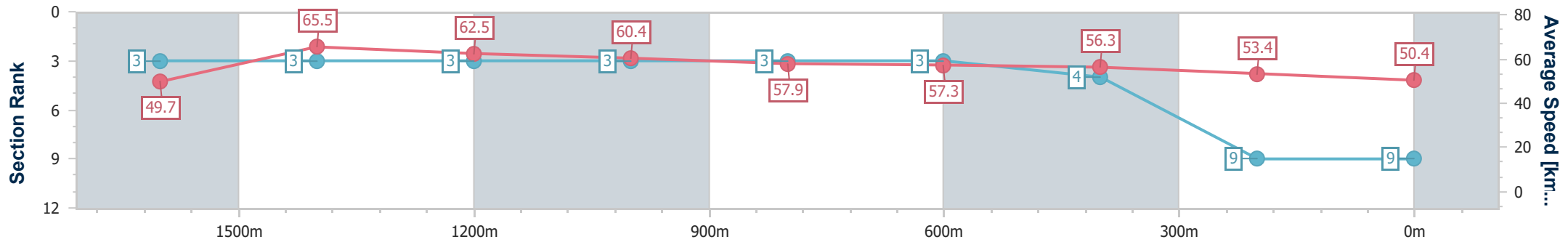
Toowoomba QLD Professional
Race 4: MERCY COMMUNITY SERVICES Class 1 Handicap - 1850m



29 October 2022 - 18:44

Track Rating: Good 4, Weather: Fine, Rail Position: +4m Entire Course

| Section | Overall | 1600m | 1400m | 1200m | 1000m | 800m | 600m | 400m | 200m | | | |
|------------------------|--------------------------|--------------------------|--------------------------|--------------------------|--------------------------|--------------------------|--------------------------|--------------------------|--------------------------|--|--|--|
| Section Times | 1:58.40 [9] (0:18.10) | 1:40.30 [3] (0:11.00) | 1:29.30 [3] (0:11.61) | 1:17.69 [3] (0:11.95) | 1:05.74 [3] (0:12.50) | 0:53.24 [3] (0:12.62) | 0:40.62 [3] (0:12.84) | 0:27.78 [4] (0:13.54) | 0:14.24 [9] (0:14.24) | | | |
| Average Speed [km/h] | 49.7 | 65.5 | 62.5 | 60.4 | 57.9 | 57.3 | 56.3 | 53.4 | 50.4 | | | |
| Top Speed [km/h] | 65.3 | 66.8 | 66.7 | 62.0 | 58.9 | 58.3 | 57.5 | 54.9 | 53.0 | | | |
| Avg. Dist. to Rail [m] | 2.9 | 0.4 | 1.6 | 1.9 | 1.3 | 1.1 | 1.1 | 1.0 | 1.0 | | | |
| Avg. Stride Freq. [Hz] | 2.2 | 2.1 | 2.1 | 2.1 | 2.1 | 2.1 | 2.1 | 2.1 | 2.0 | | | |
| Avg. Stride Length [m] | 7.1 | 8.5 | 8.3 | 8.1 | 7.8 | 7.7 | 7.4 | 7.2 | 7.1 | | | |



- [] Ranking at each section and finish
- .-.- No data available at this section
- NA No data available