

Track Rating: Good 4, Weather: Fine, Rail Position: +4m Entire Course

Section											Last 600m	
Field Times		Overall	800m	600m	400m	200m					0:35.58	
		(0:13.32)	(0:11.03)	(0:11.62)	(0:11.82)	(0:12.14)						
Rank	TAB	Horse/Jockey	Barrier	Top Speed [km/h]	Fastest Section							Distance Travelled [m]
1	12	WANDA ROX Cody Collis	10	67.9 800m	0:10.98 800m	0:59.93 [1] (0:14.27)	0:45.66 [7] (0:10.98)	0:34.68 [6] (0:11.33)	0:23.35 [6] (0:11.67)	0:11.68 [6] (0:11.68)	0:34.68	
2	8	HELLO ANGEL Kenji Yoshida	6	68.0 800m	0:10.95 800m	0:59.99 [2] (0:13.69)	0:46.30 [5] (0:10.95)	0:35.35 [4] (0:11.82)	0:23.53 [5] (0:11.69)	0:11.84 [5] (0:11.84)	0:35.35	+2
3	5	RUSSIAN SUB Isabella Rabjones	4	68.9 Overall	0:10.91 800m	1:00.05 [3] (0:13.48)	0:46.57 [3] (0:10.91)	0:35.66 [2] (0:11.58)	0:24.08 [1] (0:11.82)	0:12.26 [1] (0:12.26)	0:35.66	-4
4	11	STRAIGHT ALPHAS Stephanie Lacy	3	67.6 800m	0:11.06 800m	1:00.38 [4] (0:13.56)	0:46.82 [4] (0:11.06)	0:35.76 [5] (0:11.47)	0:24.29 [3] (0:11.87)	0:12.42 [2] (0:12.42)	0:35.76	-4
5	2	BY BY BEAN Minonette Kennedy	1	66.9 800m	0:11.04 800m	1:00.42 [5] (0:13.39)	0:47.03 [2] (0:11.04)	0:35.99 [3] (0:11.70)	0:24.29 [4] (0:11.97)	0:12.32 [3] (0:12.32)	0:35.99	-7
6	3	KEENZAP Shane McGovern	7	78.5 Overall	0:11.18 800m	1:00.88 [6] (0:14.10)	0:46.78 [6] (0:11.18)	0:35.60 [7] (0:11.48)	0:24.12 [7] (0:12.14)	0:11.98 [7] (0:11.98)	0:35.60	-4
7	9	OUR WINTER GIRL Montanna Savva	2	68.0 800m	0:11.03 800m	1:00.94 [7] (0:13.32)	0:47.62 [1] (0:11.03)	0:36.59 [1] (0:11.70)	0:24.89 [2] (0:12.02)	0:12.87 [4] (0:12.87)	0:36.59	-5
8	7	BAMBOLEO Wanderson D'Avila	11	62.7 400m	0:11.62 400m	1:02.94 [8] (0:14.54)	0:48.40 [8] (0:12.02)	0:36.38 [8] (0:12.13)	0:24.25 [8] (0:11.62)	0:12.63 [8] (0:12.63)	0:36.38	-6

Scratched: Airit (#1), Kotoni (#4), You Better You Bet (#6), Singapore Lady (#10), Calico County (#13)



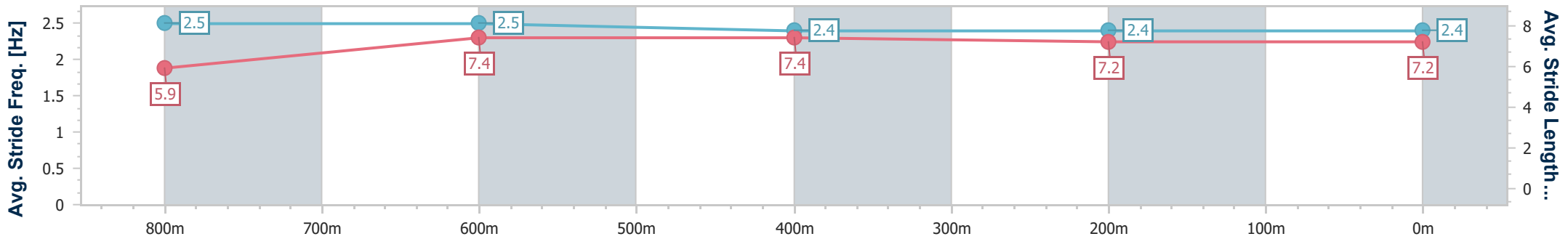
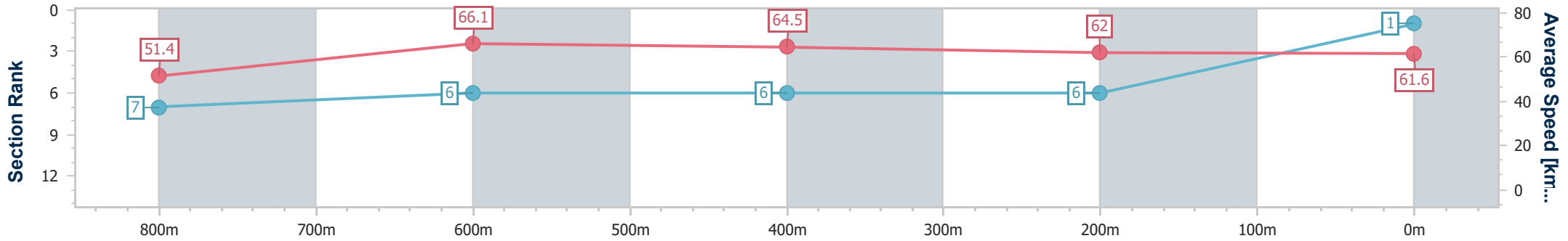
Horse/Jockey Name	Wanda Rox
Final Rank	1
Fastest Section Time (Section)	0:10.98 (800m)
Top Speed [km/h] (Section)	67.9 (800m)
Race State	Finished



Toowoomba QLD Professional  
 Race 5: LUCAS FAMILY QTIS Three-Year-Old Maiden Plate - 1000m  
 29 October 2022 - 19:22  
 Track Rating: Good 4, Weather: Fine, Rail Position: +4m Entire Course



Section	Overall	800m	600m	400m	200m
Section Times	0:59.93 [1] (0:14.27)	0:45.66 [7] (0:10.98)	0:34.68 [6] (0:11.33)	0:23.35 [6] (0:11.67)	0:11.68 [6] (0:11.68)
Average Speed [km/h]	51.4	66.1	64.5	62.0	61.6
Top Speed [km/h]	64.8	67.9	67.8	63.0	62.2
Avg. Dist. to Rail [m]	8.5	2.2	2.5	2.5	4.9
Avg. Stride Freq. [Hz]	2.5	2.5	2.4	2.4	2.4
Avg. Stride Length [m]	5.9	7.4	7.4	7.2	7.2



- [ ] Ranking at each section and finish
- .-.- No data available at this section
- NA No data available



Horse/Jockey Name	Hello Angel
Final Rank	2
Fastest Section Time (Section)	0:10.95 (800m)
Top Speed [km/h] (Section)	68.0 (800m)
Race State	Finished



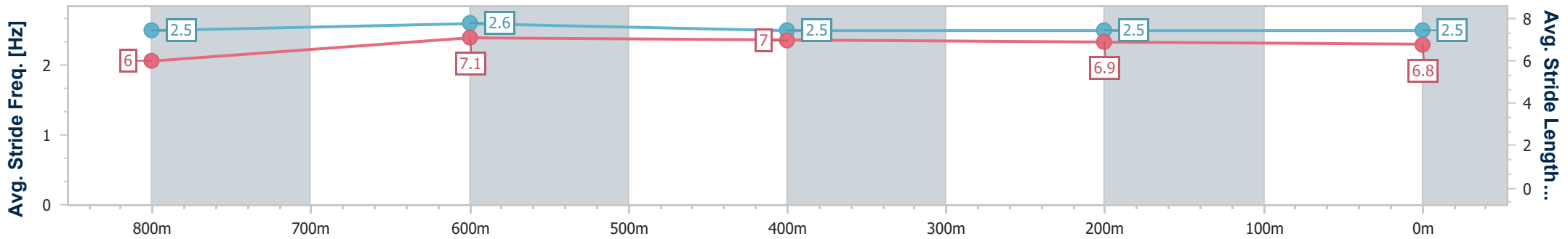
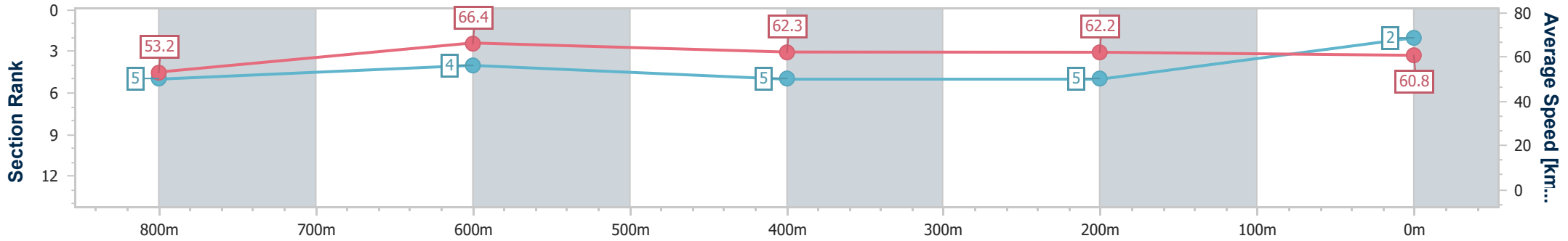
Toowoomba QLD Professional  
 Race 5: LUCAS FAMILY QTIS Three-Year-Old Maiden Plate - 1000m



29 October 2022 - 19:22

Track Rating: Good 4, Weather: Fine, Rail Position: +4m Entire Course

Section	Overall	800m	600m	400m	200m
Section Times	0:59.99 [2] (0:13.69)	0:46.30 [5] (0:10.95)	0:35.35 [4] (0:11.82)	0:23.53 [5] (0:11.69)	0:11.84 [5] (0:11.84)
Average Speed [km/h]	53.2	66.4	62.3	62.2	60.8
Top Speed [km/h]	67.9	68.0	63.8	63.5	62.7
Avg. Dist. to Rail [m]	4.3	3.6	4.4	3.0	3.2
Avg. Stride Freq. [Hz]	2.5	2.6	2.5	2.5	2.5
Avg. Stride Length [m]	6.0	7.1	7.0	6.9	6.8



- [ ] Ranking at each section and finish
- .-.- No data available at this section
- NA No data available



Horse/Jockey Name	Russian Sub
Final Rank	3
Fastest Section Time (Section)	0:10.91 (800m)
Top Speed [km/h] (Section)	68.9 (Overall)
Race State	Finished



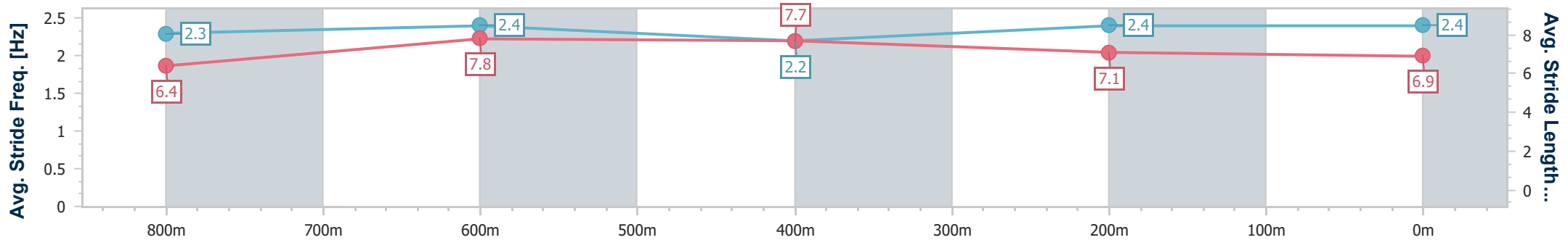
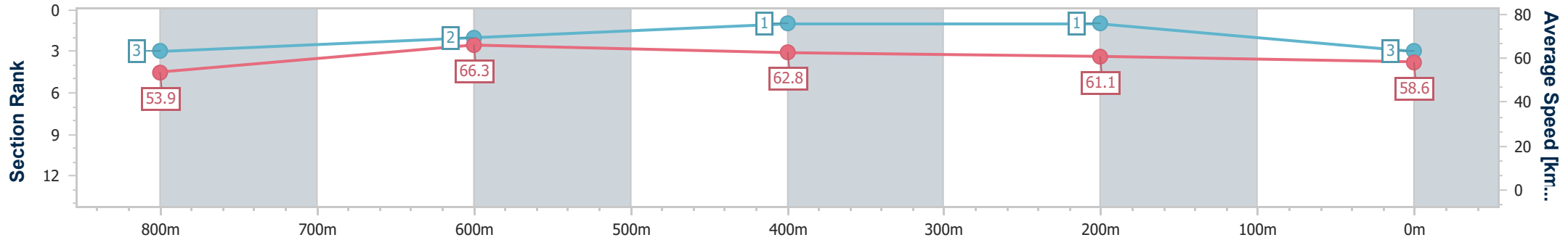
Toowoomba QLD Professional  
Race 5: LUCAS FAMILY QTIS Three-Year-Old Maiden Plate - 1000m



29 October 2022 - 19:22

Track Rating: Good 4, Weather: Fine, Rail Position: +4m Entire Course

Section	Overall	800m	600m	400m	200m
Section Times	1:00.05 [3] (0:13.48)	0:46.57 [3] (0:10.91)	0:35.66 [2] (0:11.58)	0:24.08 [1] (0:11.82)	0:12.26 [1] (0:12.26)
Average Speed [km/h]	53.9	66.3	62.8	61.1	58.6
Top Speed [km/h]	68.9	68.0	65.4	63.6	60.9
Avg. Dist. to Rail [m]	2.4	1.6	2.0	0.7	1.8
Avg. Stride Freq. [Hz]	2.3	2.4	2.2	2.4	2.4
Avg. Stride Length [m]	6.4	7.8	7.7	7.1	6.9



- [ ] Ranking at each section and finish
- .-.- No data available at this section
- NA No data available



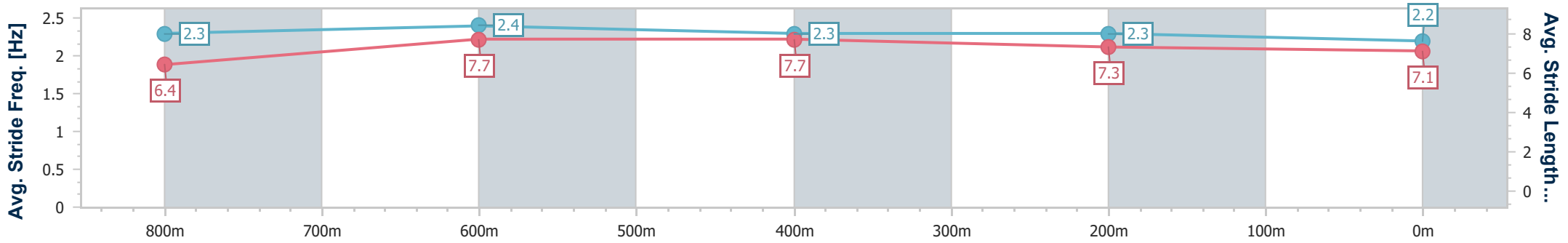
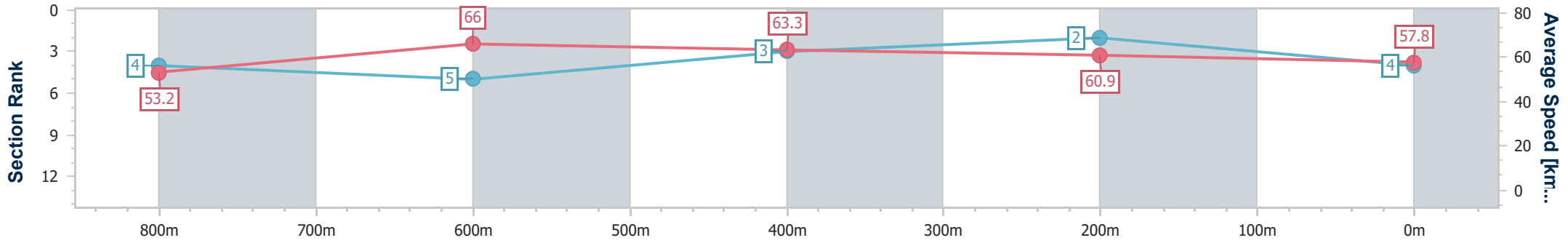
Horse/Jockey Name	Straight Alphas
Final Rank	4
Fastest Section Time (Section)	0:11.06 (800m)
Top Speed [km/h] (Section)	67.6 (800m)
Race State	Finished



Toowoomba QLD Professional  
 Race 5: LUCAS FAMILY QTIS Three-Year-Old Maiden Plate - 1000m  
 29 October 2022 - 19:22  
 Track Rating: Good 4, Weather: Fine, Rail Position: +4m Entire Course



Section	Overall	800m	600m	400m	200m
Section Times	1:00.38 [4] (0:13.56)	0:46.82 [4] (0:11.06)	0:35.76 [5] (0:11.47)	0:24.29 [3] (0:11.87)	0:12.42 [2] (0:12.42)
Average Speed [km/h]	53.2	66.0	63.3	60.9	57.8
Top Speed [km/h]	67.2	67.6	64.5	62.0	59.6
Avg. Dist. to Rail [m]	1.1	3.5	2.1	1.5	1.9
Avg. Stride Freq. [Hz]	2.3	2.4	2.3	2.3	2.2
Avg. Stride Length [m]	6.4	7.7	7.7	7.3	7.1



- [ ] Ranking at each section and finish
- .-.- No data available at this section
- NA No data available



Horse/Jockey Name	By By Bean
Final Rank	5
Fastest Section Time (Section)	0:11.04 (800m)
Top Speed [km/h] (Section)	66.9 (800m)
Race State	Finished



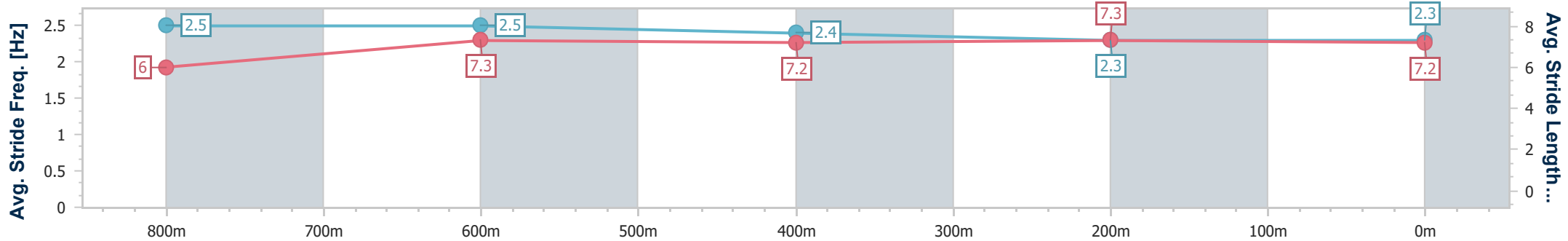
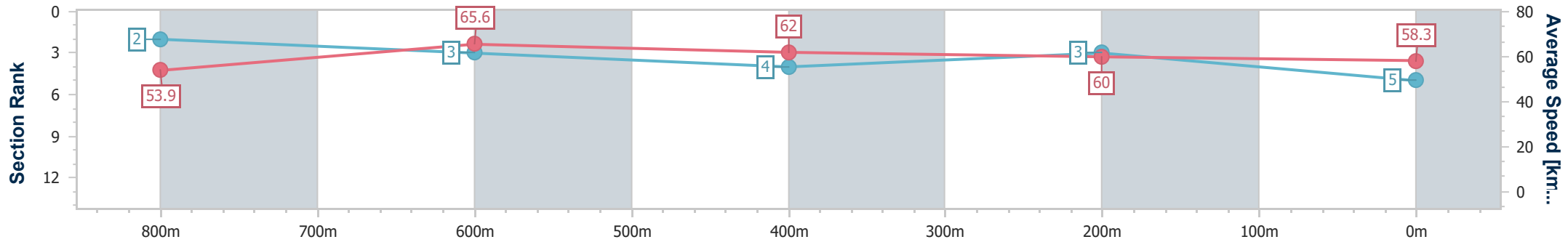
Toowoomba QLD Professional  
 Race 5: LUCAS FAMILY QTIS Three-Year-Old Maiden Plate - 1000m



29 October 2022 - 19:22

Track Rating: Good 4, Weather: Fine, Rail Position: +4m Entire Course

Section	Overall	800m	600m	400m	200m
Section Times	1:00.42 [5] (0:13.39)	0:47.03 [2] (0:11.04)	0:35.99 [3] (0:11.70)	0:24.29 [4] (0:11.97)	0:12.32 [3] (0:12.32)
Average Speed [km/h]	53.9	65.6	62.0	60.0	58.3
Top Speed [km/h]	66.8	66.9	64.3	60.9	60.8
Avg. Dist. to Rail [m]	0.8	1.5	1.1	0.7	0.2
Avg. Stride Freq. [Hz]	2.5	2.5	2.4	2.3	2.3
Avg. Stride Length [m]	6.0	7.3	7.2	7.3	7.2



- [ ] Ranking at each section and finish
- .-.- No data available at this section
- NA No data available



Horse/Jockey Name	Keenzap
Final Rank	6
Fastest Section Time (Section)	0:11.18 (800m)
Top Speed [km/h] (Section)	78.5 (Overall)
Race State	Finished



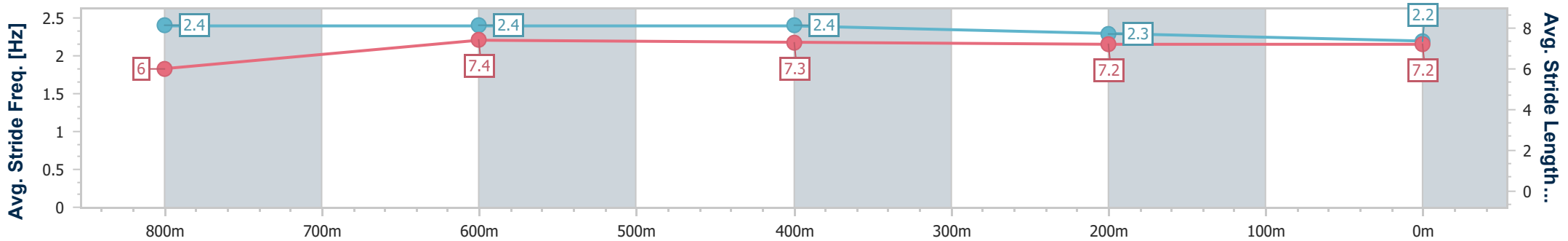
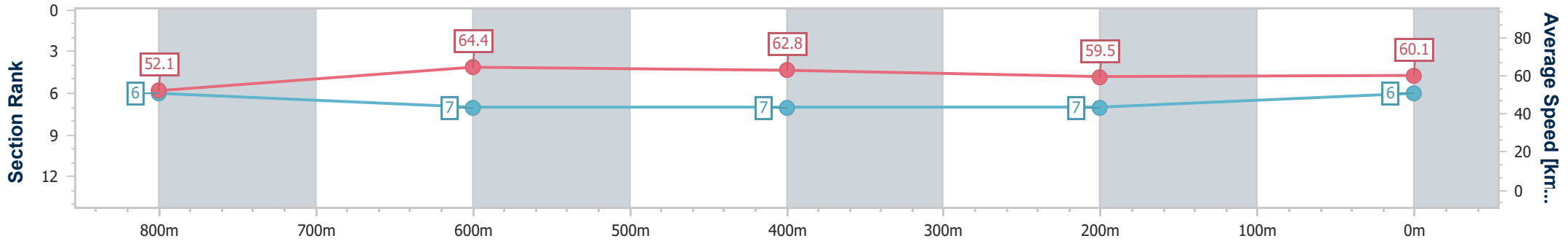
Toowoomba QLD Professional  
Race 5: LUCAS FAMILY QTIS Three-Year-Old Maiden Plate - 1000m



29 October 2022 - 19:22

Track Rating: Good 4, Weather: Fine, Rail Position: +4m Entire Course

Section	Overall	800m	600m	400m	200m
Section Times	1:00.88 [6] (0:14.10)	0:46.78 [6] (0:11.18)	0:35.60 [7] (0:11.48)	0:24.12 [7] (0:12.14)	0:11.98 [7] (0:11.98)
Average Speed [km/h]	52.1	64.4	62.8	59.5	60.1
Top Speed [km/h]	78.5	65.4	65.4	62.7	61.7
Avg. Dist. to Rail [m]	3.9	0.4	0.5	1.1	2.8
Avg. Stride Freq. [Hz]	2.4	2.4	2.4	2.3	2.2
Avg. Stride Length [m]	6.0	7.4	7.3	7.2	7.2



- [ ] Ranking at each section and finish
- .-.- No data available at this section
- NA No data available



Horse/Jockey Name	Our Winter Girl
Final Rank	7
Fastest Section Time (Section)	0:11.03 (800m)
Top Speed [km/h] (Section)	68.0 (800m)
Race State	Finished



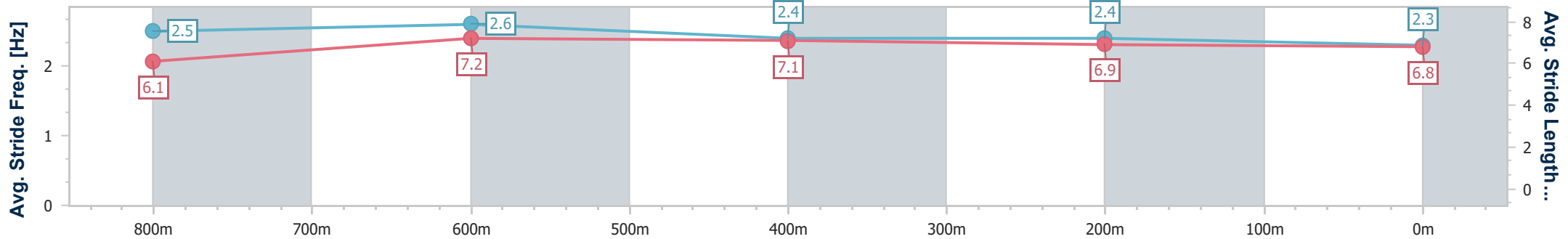
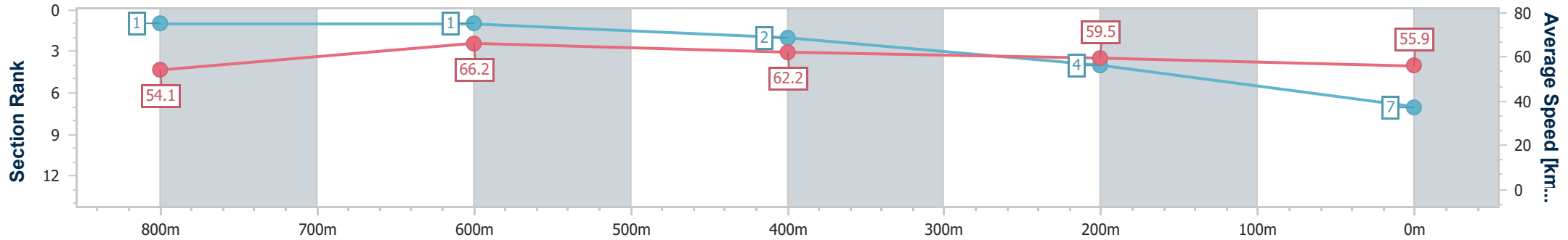
Toowoomba QLD Professional  
Race 5: LUCAS FAMILY QTIS Three-Year-Old Maiden Plate - 1000m



29 October 2022 - 19:22

Track Rating: Good 4, Weather: Fine, Rail Position: +4m Entire Course

Section	Overall	800m	600m	400m	200m
Section Times	1:00.94 [7] (0:13.32)	0:47.62 [1] (0:11.03)	0:36.59 [1] (0:11.70)	0:24.89 [2] (0:12.02)	0:12.87 [4] (0:12.87)
Average Speed [km/h]	54.1	66.2	62.2	59.5	55.9
Top Speed [km/h]	67.6	68.0	64.0	61.3	57.2
Avg. Dist. to Rail [m]	2.0	4.3	2.2	1.5	2.1
Avg. Stride Freq. [Hz]	2.5	2.6	2.4	2.4	2.3
Avg. Stride Length [m]	6.1	7.2	7.1	6.9	6.8



- [ ] Ranking at each section and finish
- .-.- No data available at this section
- NA No data available





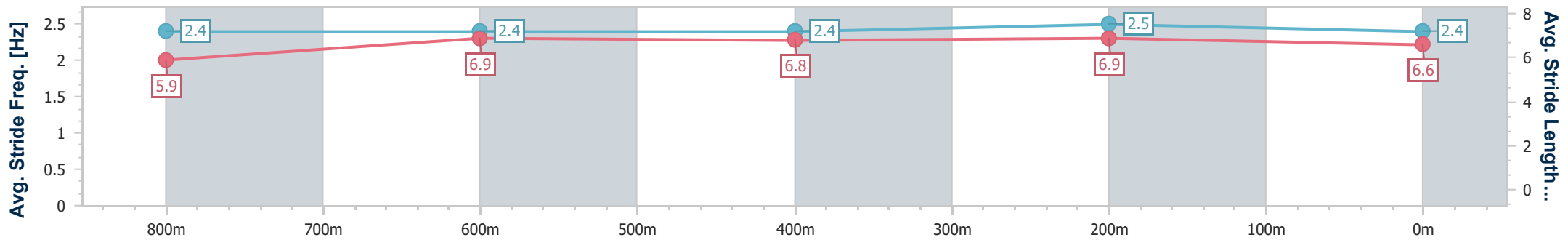
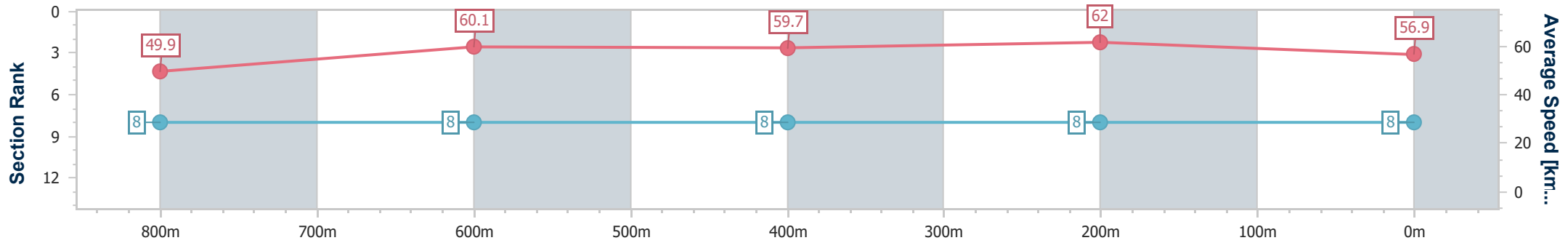
Horse/Jockey Name	Bamboleo
Final Rank	8
Fastest Section Time (Section)	0:11.62 (400m)
Top Speed [km/h] (Section)	62.7 (400m)
Race State	Finished



Toowoomba QLD Professional  
 Race 5: LUCAS FAMILY QTIS Three-Year-Old Maiden Plate - 1000m  
 29 October 2022 - 19:22  
 Track Rating: Good 4, Weather: Fine, Rail Position: +4m Entire Course



Section	Overall	800m	600m	400m	200m
Section Times	1:02.94 [8] (0:14.54)	0:48.40 [8] (0:12.02)	0:36.38 [8] (0:12.13)	0:24.25 [8] (0:11.62)	0:12.63 [8] (0:12.63)
Average Speed [km/h]	49.9	60.1	59.7	62.0	56.9
Top Speed [km/h]	62.5	61.5	60.8	62.7	61.9
Avg. Dist. to Rail [m]	4.9	1.6	1.3	0.5	0.4
Avg. Stride Freq. [Hz]	2.4	2.4	2.4	2.5	2.4
Avg. Stride Length [m]	5.9	6.9	6.8	6.9	6.6



- [ ] Ranking at each section and finish
- .-.- No data available at this section
- NA No data available