



Toowoomba QLD Professional

Race 6: SWIN CORE MEMBERS Maiden Handicap - 1000m

29 October 2022 - 20:01



Track Rating: Good 4, Weather: Fine, Rail Position: +4m Entire Course

Section				Overall	800m	600m	400m	200m	Last 600m			
Field Times				1:00.61 (0:13.83)	0:46.78 (0:11.18)	0:35.60 (0:11.53)	0:24.07 (0:11.90)	0:12.17 (0:12.17)	0:35.60			
Rank	TAB	Horse/Jockey	Barrier	Top Speed [km/h]	Fastest Section						Distance Travelled [m]	
1	6	AFROGINASOCK Isabella Rabjones	1	66.1 800m	0:11.16 800m	1:00.61 [1] (0:13.85)	0:46.76 [2] (0:11.16)	0:35.60 [1] (0:11.53)	0:24.07 [1] (0:11.90)	0:12.17 [1] (0:12.17)	0:35.60	
2	8	IMAGINE THAT Michael Murphy	6	65.4 800m	0:11.10 800m	1:00.62 [2] (0:14.28)	0:46.34 [6] (0:11.10)	0:35.24 [5] (0:11.51)	0:23.73 [3] (0:11.90)	0:11.83 [3] (0:11.83)	0:35.24	+1
3	11	GLENCOE PEARL Leeanne McCoy	4	67.1 800m	0:11.29 800m	1:00.71 [3] (0:13.89)	0:46.82 [3] (0:11.29)	0:35.53 [3] (0:11.60)	0:23.93 [2] (0:11.85)	0:12.08 [2] (0:12.08)	0:35.53	+8
4	2	RED VODKA Kenji Yoshida	3	65.8 800m	0:11.02 800m	1:00.86 [4] (0:14.16)	0:46.70 [5] (0:11.02)	0:35.68 [4] (0:11.61)	0:24.07 [4] (0:11.91)	0:12.16 [4] (0:12.16)	0:35.68	-1
5	1	GLENGARRY Nick Keal	5	65.0 800m	0:11.21 800m	1:01.37 [5] (0:14.13)	0:47.24 [4] (0:11.21)	0:36.03 [6] (0:11.85)	0:24.18 [7] (0:11.93)	0:12.25 [6] (0:12.25)	0:36.03	+1
6	7	SWEET WIND Shane McGovern	11	67.5 800m	0:10.94 800m	1:01.38 [6] (0:14.32)	0:47.06 [7] (0:10.94)	0:36.12 [7] (0:11.54)	0:24.58 [6] (0:12.05)	0:12.53 [5] (0:12.53)	0:36.12	+8
7	4	REOJOAN Wanderson D'Avila	8	66.5 800m	0:11.42 800m	1:01.78 [7] (0:14.53)	0:47.25 [8] (0:11.42)	0:35.83 [8] (0:11.80)	0:24.03 [8] (0:11.94)	0:12.09 [8] (0:12.09)	0:35.83	+1
8	5	SINNAMON TOAST Ronald Simpson	7	64.9 600m	0:11.39 400m	1:01.80 [8] (0:15.75)	0:46.05 [9] (0:11.57)	0:34.48 [9] (0:11.41)	0:23.07 [9] (0:11.39)	0:11.68 [9] (0:11.68)	0:34.48	+0
9	9	WELL BRANDED Georgina Cartwright	2	65.8 Overall	0:11.23 800m	1:02.08 [9] (0:13.83)	0:48.25 [1] (0:11.23)	0:37.02 [2] (0:11.72)	0:25.30 [5] (0:12.37)	0:12.93 [7] (0:12.93)	0:37.02	+0

Scratched: Dark Origins (#10), Ginny Wah (#3)

[] Ranking at each section and finish
 -:-:- No data available at this section
 NA No data available

SCN Saddle cloth number
 DNF Did not finish
 DNT Did not track



Horse/Jockey Name	Afroginasock
Final Rank	1
Fastest Section Time (Section)	0:11.16 (800m)
Top Speed [km/h] (Section)	66.1 (800m)
Race State	Finished



Toowoomba QLD Professional

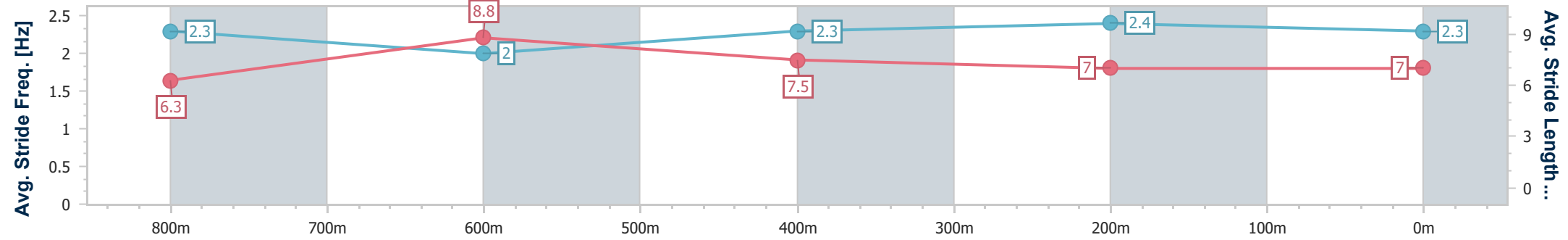
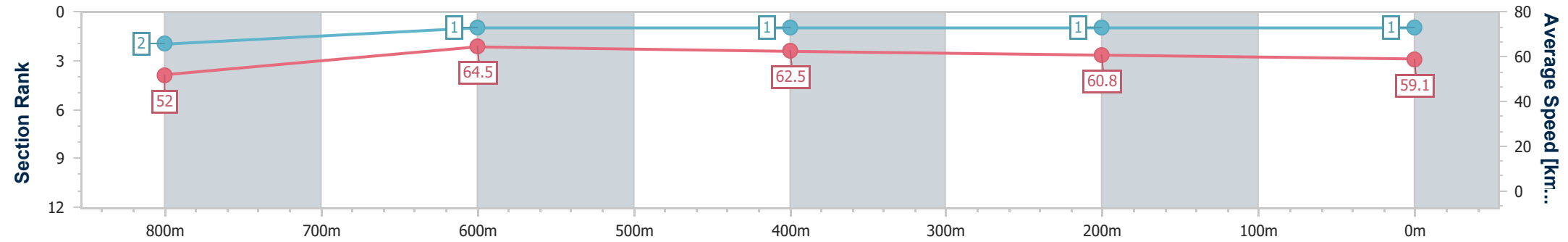
Race 6: SWIN CORE MEMBERS Maiden Handicap - 1000m

29 October 2022 - 20:01

Track Rating: Good 4, Weather: Fine, Rail Position: +4m Entire Course



Section	Overall	800m	600m	400m	200m
Section Times	1:00.61 [1] (0:13.85)	0:46.76 [2] (0:11.16)	0:35.60 [1] (0:11.53)	0:24.07 [1] (0:11.90)	0:12.17 [1] (0:12.17)
Average Speed [km/h]	52.0	64.5	62.5	60.8	59.1
Top Speed [km/h]	64.5	66.1	63.9	63.0	61.0
Avg. Dist. to Rail [m]	0.2	0.4	0.5	1.2	0.8
Avg. Stride Freq. [Hz]	2.3	2.0	2.3	2.4	2.3
Avg. Stride Length [m]	6.3	8.8	7.5	7.0	7.0



- [] Ranking at each section and finish
- .-.- No data available at this section
- NA No data available



Horse/Jockey Name	Imagine That
Final Rank	2
Fastest Section Time (Section)	0:11.10 (800m)
Top Speed [km/h] (Section)	65.4 (800m)
Race State	Finished



Toowoomba QLD Professional

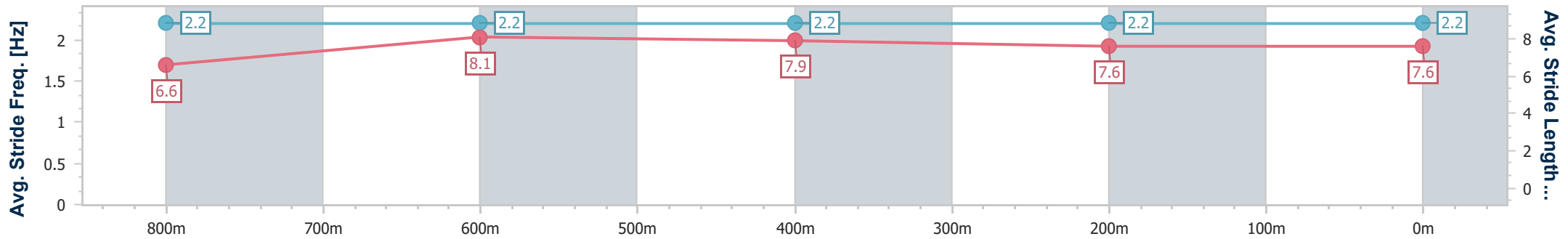
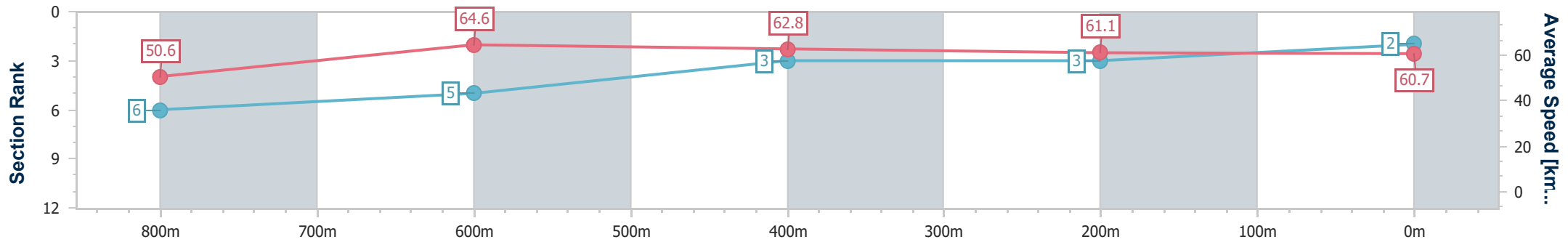
Race 6: SWIN CORE MEMBERS Maiden Handicap - 1000m

29 October 2022 - 20:01

Track Rating: Good 4, Weather: Fine, Rail Position: +4m Entire Course



Section	Overall	800m	600m	400m	200m
Section Times	1:00.62 [2] (0:14.28)	0:46.34 [6] (0:11.10)	0:35.24 [5] (0:11.51)	0:23.73 [3] (0:11.90)	0:11.83 [3] (0:11.83)
Average Speed [km/h]	50.6	64.6	62.8	61.1	60.7
Top Speed [km/h]	65.2	65.4	64.4	62.2	62.3
Avg. Dist. to Rail [m]	2.7	1.2	1.0	3.3	7.5
Avg. Stride Freq. [Hz]	2.2	2.2	2.2	2.2	2.2
Avg. Stride Length [m]	6.6	8.1	7.9	7.6	7.6



- [] Ranking at each section and finish
- .-.- No data available at this section
- NA No data available



Horse/Jockey Name	Glencoe Pearl
Final Rank	3
Fastest Section Time (Section)	0:11.29 (800m)
Top Speed [km/h] (Section)	67.1 (800m)
Race State	Finished



Toowoomba QLD Professional

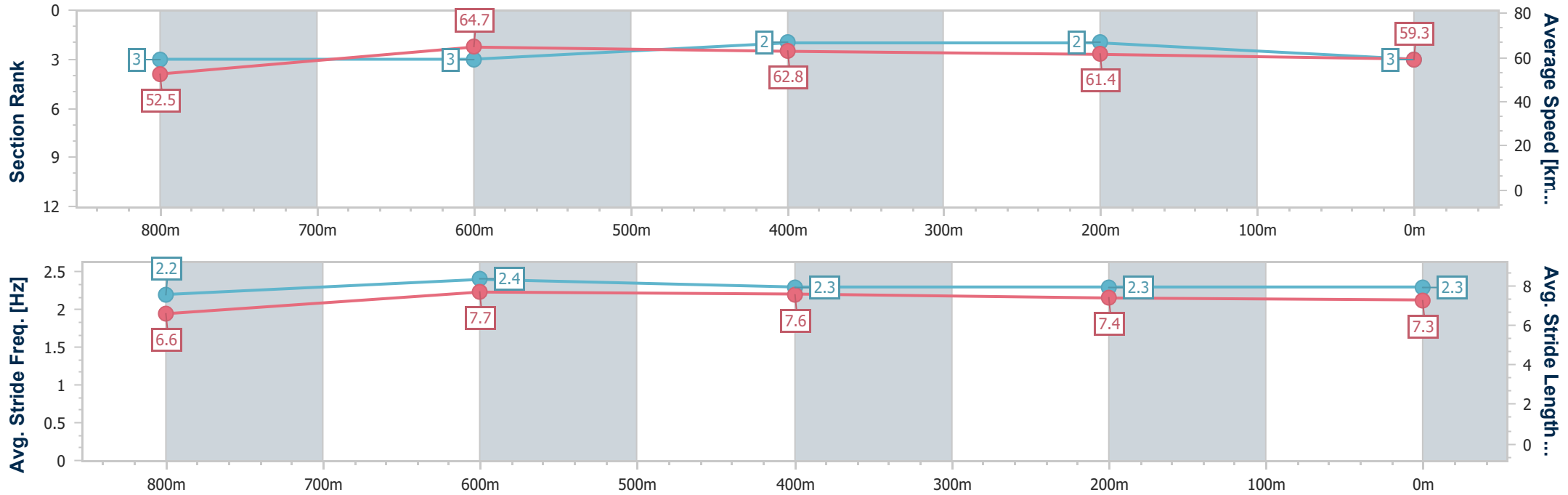
Race 6: SWIN CORE MEMBERS Maiden Handicap - 1000m

29 October 2022 - 20:01

Track Rating: Good 4, Weather: Fine, Rail Position: +4m Entire Course



Section	Overall	800m	600m	400m	200m
Section Times	1:00.71 [3] (0:13.89)	0:46.82 [3] (0:11.29)	0:35.53 [3] (0:11.60)	0:23.93 [2] (0:11.85)	0:12.08 [2] (0:12.08)
Average Speed [km/h]	52.5	64.7	62.8	61.4	59.3
Top Speed [km/h]	66.5	67.1	64.7	63.0	60.7
Avg. Dist. to Rail [m]	5.2	3.5	2.1	3.1	3.9
Avg. Stride Freq. [Hz]	2.2	2.4	2.3	2.3	2.3
Avg. Stride Length [m]	6.6	7.7	7.6	7.4	7.3



- [] Ranking at each section and finish
- .-.- No data available at this section
- NA No data available



Horse/Jockey Name	Red Vodka
Final Rank	4
Fastest Section Time (Section)	0:11.02 (800m)
Top Speed [km/h] (Section)	65.8 (800m)
Race State	Finished



Toowoomba QLD Professional

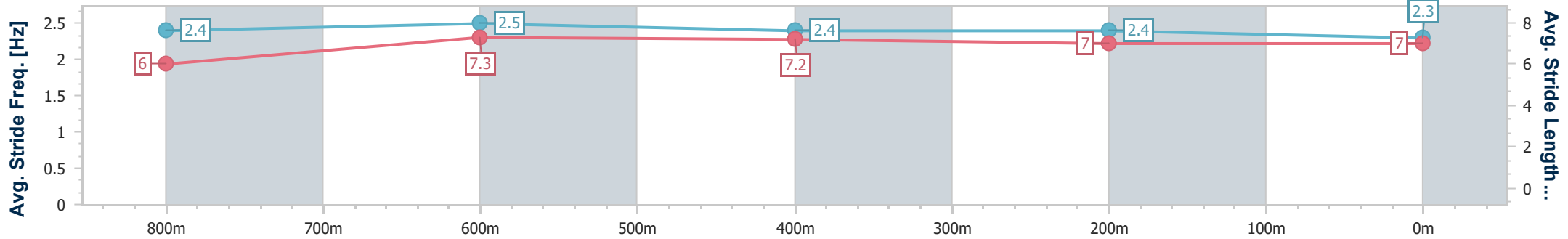
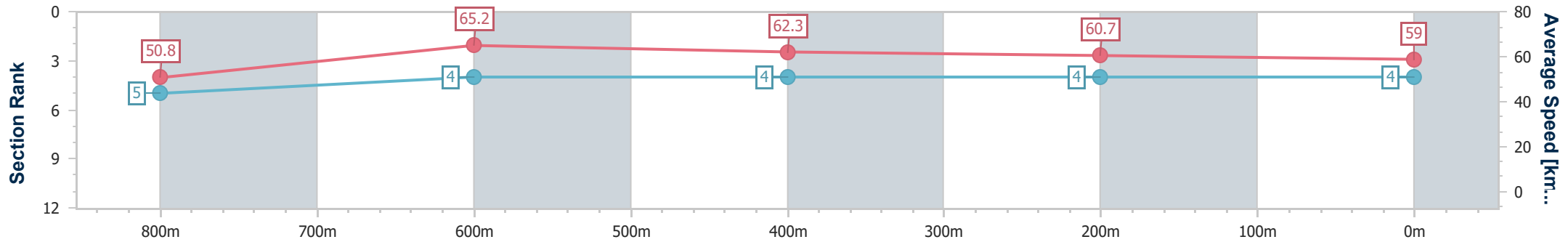
Race 6: SWIN CORE MEMBERS Maiden Handicap - 1000m

29 October 2022 - 20:01

Track Rating: Good 4, Weather: Fine, Rail Position: +4m Entire Course



Section	Overall	800m	600m	400m	200m
Section Times	1:00.86 [4] (0:14.16)	0:46.70 [5] (0:11.02)	0:35.68 [4] (0:11.61)	0:24.07 [4] (0:11.91)	0:12.16 [4] (0:12.16)
Average Speed [km/h]	50.8	65.2	62.3	60.7	59.0
Top Speed [km/h]	65.2	65.8	64.9	61.8	60.8
Avg. Dist. to Rail [m]	0.9	1.0	1.1	1.2	4.3
Avg. Stride Freq. [Hz]	2.4	2.5	2.4	2.4	2.3
Avg. Stride Length [m]	6.0	7.3	7.2	7.0	7.0



- [] Ranking at each section and finish
- .-.- No data available at this section
- NA No data available



Horse/Jockey Name	Glengarry
Final Rank	5
Fastest Section Time (Section)	0:11.21 (800m)
Top Speed [km/h] (Section)	65.0 (800m)
Race State	Finished



Toowoomba QLD Professional

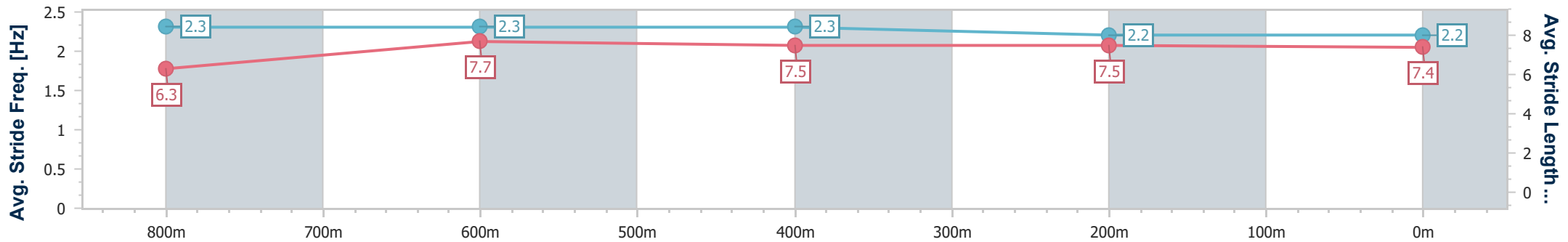
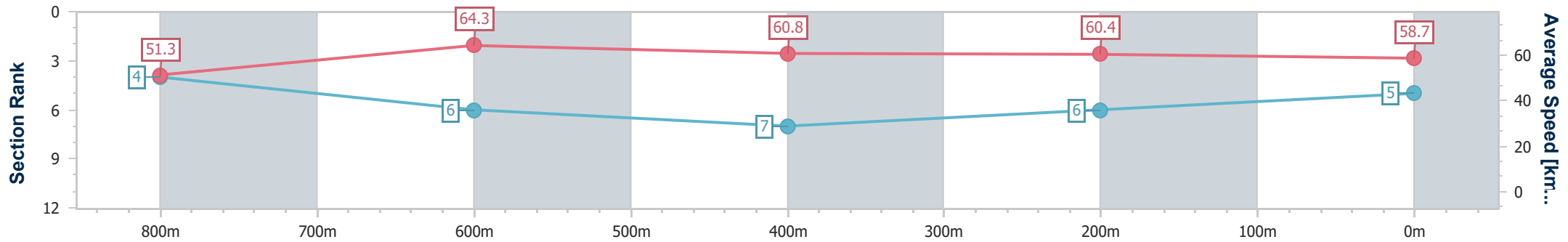
Race 6: SWIN CORE MEMBERS Maiden Handicap - 1000m

29 October 2022 - 20:01

Track Rating: Good 4, Weather: Fine, Rail Position: +4m Entire Course



Section	Overall	800m	600m	400m	200m
Section Times	1:01.37 [5] (0:14.13)	0:47.24 [4] (0:11.21)	0:36.03 [6] (0:11.85)	0:24.18 [7] (0:11.93)	0:12.25 [6] (0:12.25)
Average Speed [km/h]	51.3	64.3	60.8	60.4	58.7
Top Speed [km/h]	65.0	65.0	64.6	61.3	61.1
Avg. Dist. to Rail [m]	3.1	0.5	0.4	0.6	3.0
Avg. Stride Freq. [Hz]	2.3	2.3	2.3	2.2	2.2
Avg. Stride Length [m]	6.3	7.7	7.5	7.5	7.4



- [] Ranking at each section and finish
- .-.- No data available at this section
- NA No data available



Horse/Jockey Name	Sweet Wind
Final Rank	6
Fastest Section Time (Section)	0:10.94 (800m)
Top Speed [km/h] (Section)	67.5 (800m)
Race State	Finished



Toowoomba QLD Professional

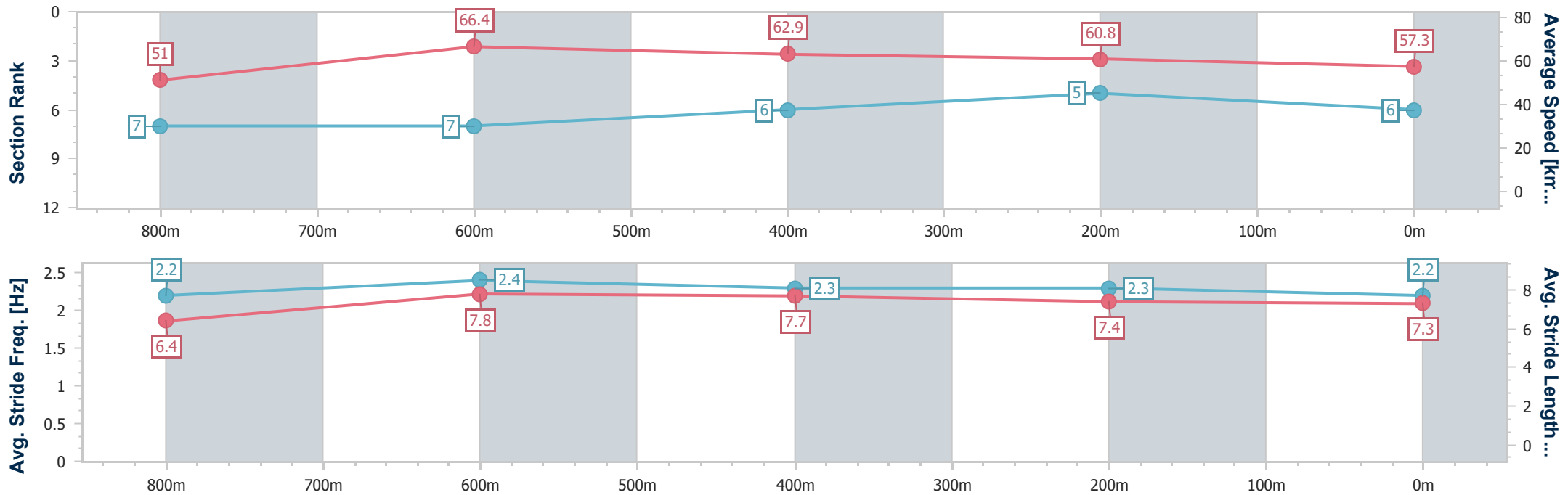
Race 6: SWIN CORE MEMBERS Maiden Handicap - 1000m

29 October 2022 - 20:01

Track Rating: Good 4, Weather: Fine, Rail Position: +4m Entire Course



Section	Overall	800m	600m	400m	200m
Section Times	1:01.38 [6] (0:14.32)	0:47.06 [7] (0:10.94)	0:36.12 [7] (0:11.54)	0:24.58 [6] (0:12.05)	0:12.53 [5] (0:12.53)
Average Speed [km/h]	51.0	66.4	62.9	60.8	57.3
Top Speed [km/h]	66.4	67.5	64.4	62.0	59.1
Avg. Dist. to Rail [m]	6.1	2.5	1.7	5.1	4.0
Avg. Stride Freq. [Hz]	2.2	2.4	2.3	2.3	2.2
Avg. Stride Length [m]	6.4	7.8	7.7	7.4	7.3



- [] Ranking at each section and finish
- .-.- No data available at this section
- NA No data available



Horse/Jockey Name	Reojoan
Final Rank	7
Fastest Section Time (Section)	0:11.42 (800m)
Top Speed [km/h] (Section)	66.5 (800m)
Race State	Finished



Toowoomba QLD Professional

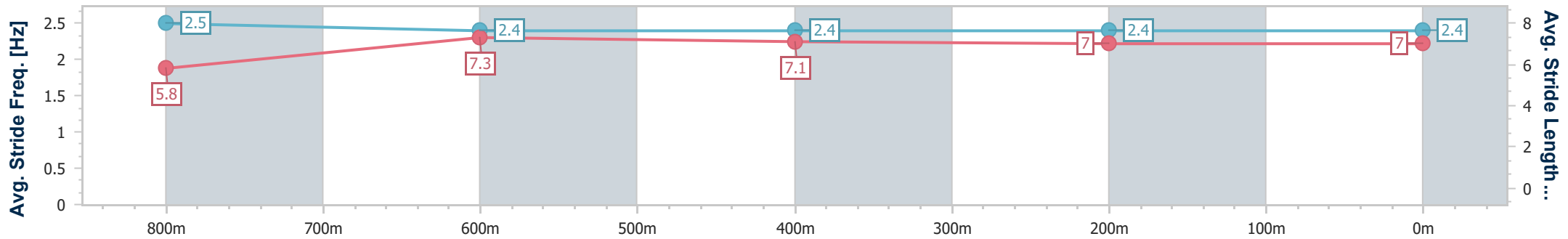
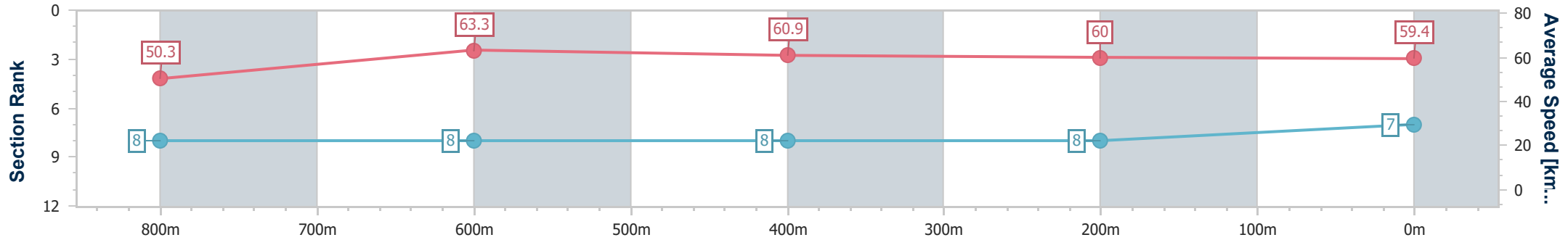
Race 6: SWIN CORE MEMBERS Maiden Handicap - 1000m

29 October 2022 - 20:01

Track Rating: Good 4, Weather: Fine, Rail Position: +4m Entire Course



Section	Overall	800m	600m	400m	200m
Section Times	1:01.78 [7] (0:14.53)	0:47.25 [8] (0:11.42)	0:35.83 [8] (0:11.80)	0:24.03 [8] (0:11.94)	0:12.09 [8] (0:12.09)
Average Speed [km/h]	50.3	63.3	60.9	60.0	59.4
Top Speed [km/h]	66.5	66.5	63.1	62.1	60.7
Avg. Dist. to Rail [m]	6.8	1.2	0.8	1.9	1.1
Avg. Stride Freq. [Hz]	2.5	2.4	2.4	2.4	2.4
Avg. Stride Length [m]	5.8	7.3	7.1	7.0	7.0



- [] Ranking at each section and finish
- .-.- No data available at this section
- NA No data available



Horse/Jockey Name	Sinnamon Toast
Final Rank	8
Fastest Section Time (Section)	0:11.39 (400m)
Top Speed [km/h] (Section)	64.9 (600m)
Race State	Finished



Toowoomba QLD Professional

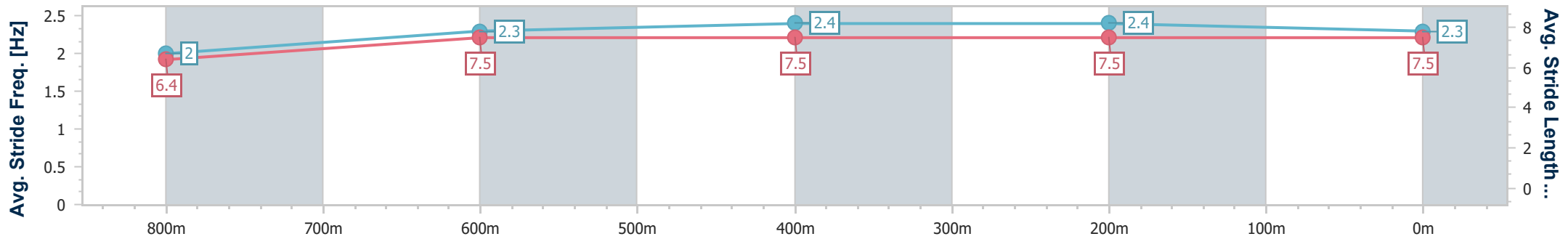
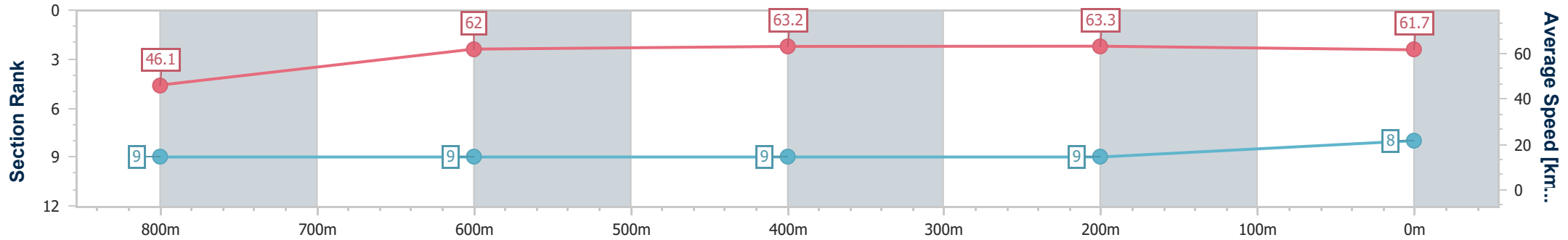
Race 6: SWIN CORE MEMBERS Maiden Handicap - 1000m

29 October 2022 - 20:01

Track Rating: Good 4, Weather: Fine, Rail Position: +4m Entire Course



Section	Overall	800m	600m	400m	200m
Section Times	1:01.80 [8] (0:15.75)	0:46.05 [9] (0:11.57)	0:34.48 [9] (0:11.41)	0:23.07 [9] (0:11.39)	0:11.68 [9] (0:11.68)
Average Speed [km/h]	46.1	62.0	63.2	63.3	61.7
Top Speed [km/h]	58.2	64.7	64.9	64.3	62.7
Avg. Dist. to Rail [m]	3.6	1.2	0.5	1.8	4.9
Avg. Stride Freq. [Hz]	2.0	2.3	2.4	2.4	2.3
Avg. Stride Length [m]	6.4	7.5	7.5	7.5	7.5



- [] Ranking at each section and finish
- .-.- No data available at this section
- NA No data available



Horse/Jockey Name	Well Branded
Final Rank	9
Fastest Section Time (Section)	0:11.23 (800m)
Top Speed [km/h] (Section)	65.8 (Overall)
Race State	Finished



Toowoomba QLD Professional

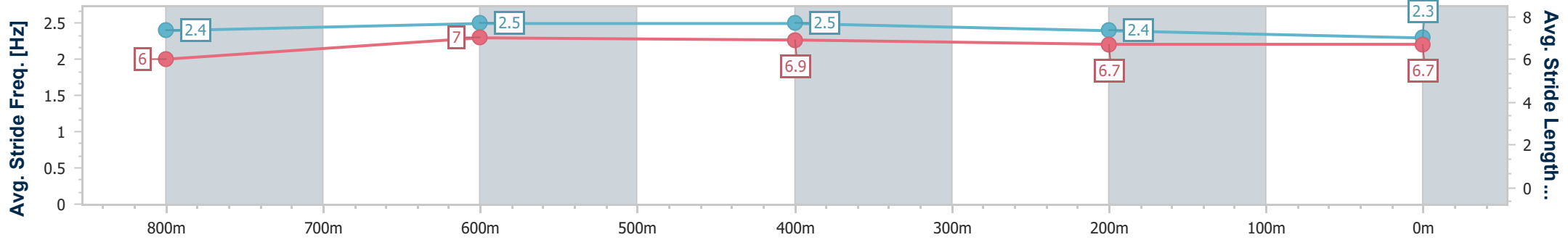
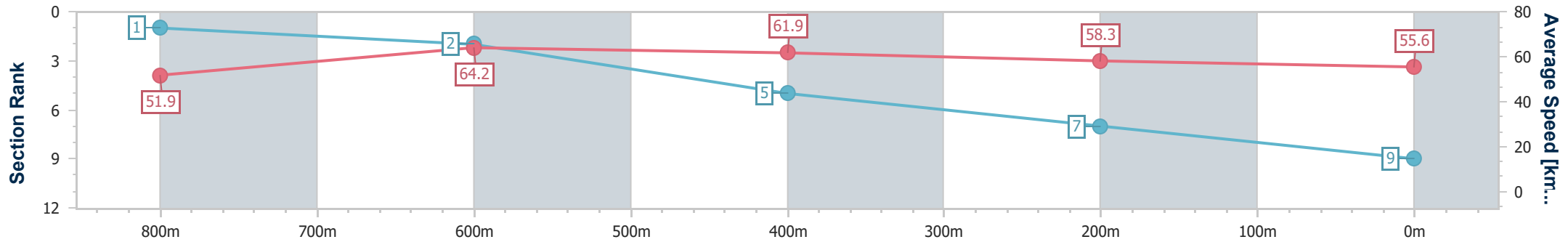
Race 6: SWIN CORE MEMBERS Maiden Handicap - 1000m

29 October 2022 - 20:01

Track Rating: Good 4, Weather: Fine, Rail Position: +4m Entire Course



Section	Overall	800m	600m	400m	200m
Section Times	1:02.08 [9] (0:13.83)	0:48.25 [1] (0:11.23)	0:37.02 [2] (0:11.72)	0:25.30 [5] (0:12.37)	0:12.93 [7] (0:12.93)
Average Speed [km/h]	51.9	64.2	61.9	58.3	55.6
Top Speed [km/h]	65.8	65.1	64.1	62.0	56.8
Avg. Dist. to Rail [m]	0.8	1.2	1.5	1.6	3.9
Avg. Stride Freq. [Hz]	2.4	2.5	2.5	2.4	2.3
Avg. Stride Length [m]	6.0	7.0	6.9	6.7	6.7



- [] Ranking at each section and finish
- .-.- No data available at this section
- NA No data available