

Track Rating: Good 4, Weather: Fine, Rail Position: +4m Entire Course

Section		Overall	2000m	1800m	1600m	1400m	1200m	1000m	Last 600m					
Field Times		2:16.48 (0:12.44)	2:04.04 (0:11.14)	1:52.90 (0:12.03)	1:40.87 (0:11.62)	1:29.25 (0:11.80)	1:17.45 (0:12.26)	1:05.19 (0:12.80)	0:39.39					
Rank	TAB	Horse/Jockey	Barrier	Top Speed [km/h]	Fastest Section								Distance Travelled [m]	
1	5	SANDGATE ROAD Stephanie Lacy	4	62.5 2000m	0:11.62 1600m	2:16.48 [1] (0:12.65)	2:03.83 [4] (0:11.71)	1:52.12 [4] (0:11.95)	1:40.17 [4] (0:11.62)	1:28.55 [4] (0:12.07)	1:16.48 [4] (0:12.31)	1:04.17 [4] (0:12.87)	0:38.70	
2	6	BARTA LINES Karl Zechner	3	63.0 2000m	0:11.60 2000m	2:16.89 [2] (0:12.48)	2:04.41 [3] (0:11.60)	1:52.81 [3] (0:11.76)	1:41.05 [3] (0:11.76)	1:29.29 [3] (0:11.95)	1:17.34 [3] (0:12.30)	1:05.04 [3] (0:12.88)	0:39.43	+0
3	8	JENESSA Leeanne McCoy	5	63.3 1600m	0:11.56 1800m	2:17.19 [3] (0:13.39)	2:03.80 [7] (0:11.88)	1:51.92 [7] (0:11.56)	1:40.36 [7] (0:11.67)	1:28.69 [7] (0:11.93)	1:16.76 [6] (0:12.52)	1:04.24 [6] (0:12.99)	0:38.48	-16
4	1	ZOE'S JOEY Wendy Peel	2	63.1 1600m	0:11.62 1600m	2:17.53 [4] (0:12.90)	2:04.63 [5] (0:11.96)	1:52.67 [6] (0:11.69)	1:40.98 [6] (0:11.62)	1:29.36 [5] (0:12.14)	1:17.22 [5] (0:12.34)	1:04.88 [5] (0:13.07)	0:38.90	+6
5	2	BOURNE Cody Collis	1	70.4 Overall	0:11.72 1800m	2:18.29 [5] (0:12.94)	2:05.35 [6] (0:11.78)	1:53.57 [5] (0:11.72)	1:41.85 [5] (0:11.93)	1:29.92 [6] (0:12.46)	1:17.46 [7] (0:12.51)	1:04.95 [7] (0:12.94)	0:39.49	-1
6	3	GIRRAMAY Michael Murphy	8	65.6 2000m	0:11.13 2000m	2:18.87 [6] (0:12.45)	2:06.42 [2] (0:11.13)	1:55.29 [1] (0:12.03)	1:43.26 [1] (0:11.62)	1:31.64 [1] (0:11.80)	1:19.84 [1] (0:12.26)	1:07.58 [1] (0:12.80)	0:41.78	-1
7	4	PERSONAL FIRE Montanna Savva	9	63.4 1800m	0:11.51 2000m	2:19.48 [7] (0:12.44)	2:07.04 [1] (0:11.51)	1:55.53 [2] (0:11.73)	1:43.80 [2] (0:11.70)	1:32.10 [2] (0:12.07)	1:20.03 [2] (0:12.20)	1:07.83 [2] (0:13.27)	0:41.47	-4
8	9	SUDDEN SUSPECT Wanderson D'Avila	6	61.0 1600m	0:11.96 1800m	2:19.66 [8] (0:13.57)	2:06.09 [8] (0:12.49)	1:53.60 [8] (0:11.96)	1:41.64 [8] (0:11.97)	1:29.67 [8] (0:12.55)	1:17.12 [8] (0:12.61)	1:04.51 [8] (0:13.45)	0:37.64	-4

Scratched: General Elliot (#7)



Toowoomba QLD Professional

Race 7: SUBZERO AIRCONDITIONING Maiden Handicap - 2150m

29 October 2022 - 20:28



Track Rating: Good 4, Weather: Fine, Rail Position: +4m Entire Course

Section				800m	600m	400m	200m	Last 600m			
Field Times				0:52.39 (0:13.00)	0:39.39 (0:12.78)	0:26.61 (0:13.34)	0:13.27 (0:13.27)	0:39.39			
Rank	TAB	Horse/Jockey	Barrier	Top Speed [km/h]	Fastest Section					Distance Travelled [m]	
1	5	SANDGATE ROAD Stephanie Lacy	4	62.5 2000m	0:11.62 1600m	0:51.30 [4] (0:12.60)	0:38.70 [3] (0:12.59)	0:26.11 [2] (0:12.84)	0:13.27 [1] (0:13.27)	0:38.70	
2	6	BARTA LINES Karl Zechner	3	63.0 2000m	0:11.60 2000m	0:52.16 [2] (0:12.73)	0:39.43 [2] (0:13.05)	0:26.38 [3] (0:12.90)	0:13.48 [2] (0:13.48)	0:39.43	+0
3	8	JENESSA Leeanne McCoy	5	63.3 1600m	0:11.56 1800m	0:51.25 [6] (0:12.77)	0:38.48 [6] (0:12.18)	0:26.30 [4] (0:12.72)	0:13.58 [3] (0:13.58)	0:38.48	-16
4	1	ZOE'S JOEY Wendy Peel	2	63.1 1600m	0:11.62 1600m	0:51.81 [5] (0:12.91)	0:38.90 [5] (0:12.73)	0:26.17 [6] (0:13.22)	0:12.95 [5] (0:12.95)	0:38.90	+6
5	2	BOURNE Cody Collis	1	70.4 Overall	0:11.72 1800m	0:52.01 [7] (0:12.52)	0:39.49 [7] (0:12.58)	0:26.91 [7] (0:13.50)	0:13.41 [7] (0:13.41)	0:39.49	-1
6	3	GIRRAMAY Michael Murphy	8	65.6 2000m	0:11.13 2000m	0:54.78 [1] (0:13.00)	0:41.78 [1] (0:12.78)	0:29.00 [1] (0:13.91)	0:15.09 [4] (0:15.09)	0:41.78	-1
7	4	PERSONAL FIRE Montanna Savva	9	63.4 1800m	0:11.51 2000m	0:54.56 [3] (0:13.09)	0:41.47 [4] (0:12.91)	0:28.56 [5] (0:13.77)	0:14.79 [6] (0:14.79)	0:41.47	-4
8	9	SUDDEN SUSPECT Wanderson D'Avila	6	61.0 1600m	0:11.96 1800m	0:51.06 [8] (0:13.42)	0:37.64 [8] (0:12.56)	0:25.08 [8] (0:12.46)	0:12.62 [8] (0:12.62)	0:37.64	-4

Scratched: General Elliot (#7)

[] Ranking at each section and finish
 -:-:- No data available at this section
 NA No data available

SCN Saddle cloth number
 DNF Did not finish
 DNT Did not track



Horse/Jockey Name	Sandgate Road
Final Rank	1
Fastest Section Time (Section)	0:11.62 (1600m)
Top Speed [km/h] (Section)	62.5 (2000m)
Race State	Finished



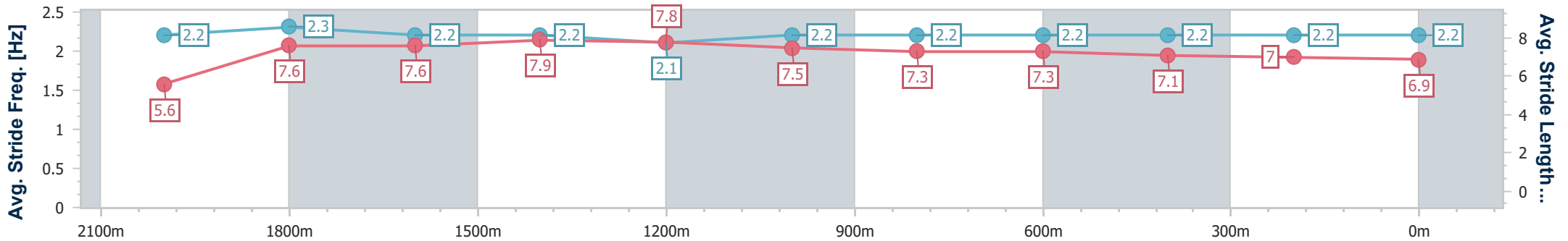
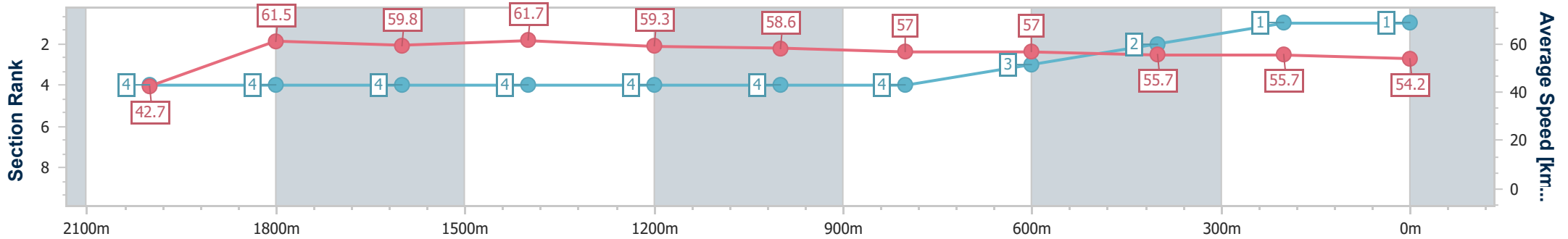
Toowoomba QLD Professional
Race 7: SUBZERO AIRCONDITIONING Maiden Handicap - 2150m



29 October 2022 - 20:28

Track Rating: Good 4, Weather: Fine, Rail Position: +4m Entire Course

Section	Overall	2000m	1800m	1600m	1400m	1200m	1000m	800m	600m	400m	200m	
Section Times	2:16.48 [1] (0:12.65)	2:03.83 [4] (0:11.71)	1:52.12 [4] (0:11.95)	1:40.17 [4] (0:11.62)	1:28.55 [4] (0:12.07)	1:16.48 [4] (0:12.31)	1:04.17 [4] (0:12.87)	0:51.30 [4] (0:12.60)	0:38.70 [3] (0:12.59)	0:26.11 [2] (0:12.84)	0:13.27 [1] (0:13.27)	
Average Speed [km/h]	42.7	61.5	59.8	61.7	59.3	58.6	57.0	57.0	55.7	55.7	54.2	
Top Speed [km/h]	62.2	62.5	61.2	62.4	60.9	59.7	59.0	58.6	58.6	58.1	55.6	
Avg. Dist. to Rail [m]	2.5	1.2	1.5	1.2	1.6	4.4	4.9	2.6	4.6	2.0	0.9	
Avg. Stride Freq. [Hz]	2.2	2.3	2.2	2.2	2.1	2.2	2.2	2.2	2.2	2.2	2.2	
Avg. Stride Length [m]	5.6	7.6	7.6	7.9	7.8	7.5	7.3	7.3	7.1	7.0	6.9	



- [] Ranking at each section and finish
- .-.- No data available at this section
- NA No data available



Horse/Jockey Name	Barta Lines
Final Rank	2
Fastest Section Time (Section)	0:11.60 (2000m)
Top Speed [km/h] (Section)	63.0 (2000m)
Race State	Finished



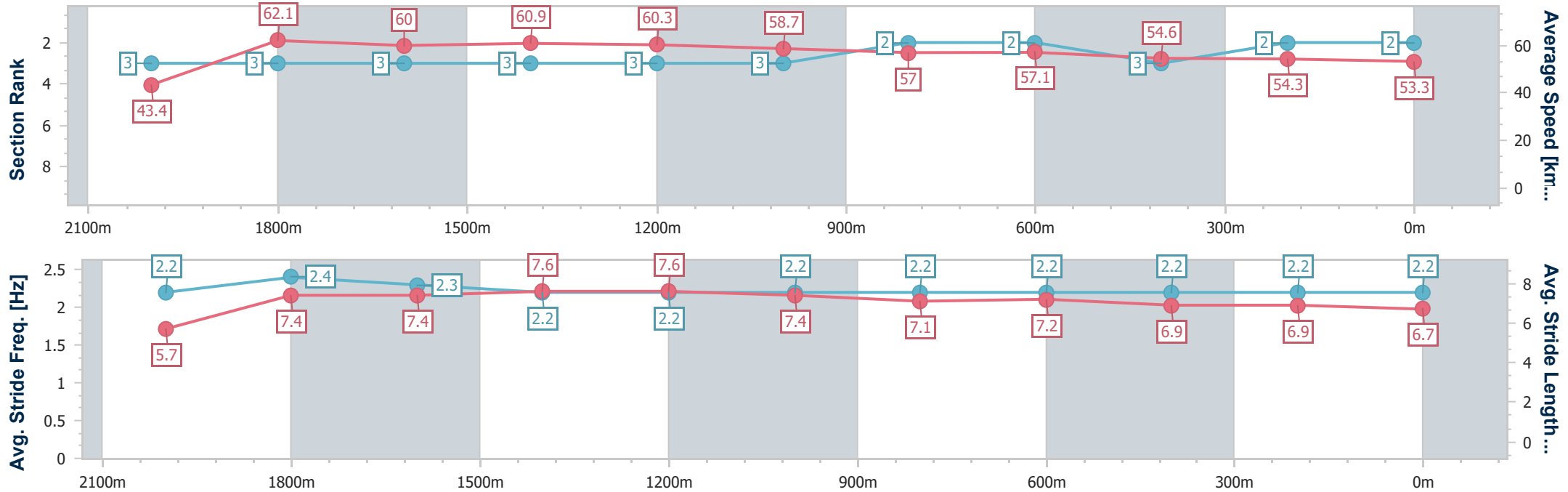
Toowoomba QLD Professional
Race 7: SUBZERO AIRCONDITIONING Maiden Handicap - 2150m



29 October 2022 - 20:28

Track Rating: Good 4, Weather: Fine, Rail Position: +4m Entire Course

Section	Overall	2000m	1800m	1600m	1400m	1200m	1000m	800m	600m	400m	200m	
Section Times	2:16.89 [2] (0:12.48)	2:04.41 [3] (0:11.60)	1:52.81 [3] (0:11.76)	1:41.05 [3] (0:11.76)	1:29.29 [3] (0:11.95)	1:17.34 [3] (0:12.30)	1:05.04 [3] (0:12.88)	0:52.16 [2] (0:12.73)	0:39.43 [2] (0:13.05)	0:26.38 [3] (0:12.90)	0:13.48 [2] (0:13.48)	
Average Speed [km/h]	43.4	62.1	60.0	60.9	60.3	58.7	57.0	57.1	54.6	54.3	53.3	
Top Speed [km/h]	62.6	63.0	61.4	62.3	62.0	59.6	58.0	57.8	57.1	56.1	54.2	
Avg. Dist. to Rail [m]	2.3	2.7	3.6	1.2	0.8	3.6	5.4	2.1	1.9	6.6	3.3	
Avg. Stride Freq. [Hz]	2.2	2.4	2.3	2.2	2.2	2.2	2.2	2.2	2.2	2.2	2.2	
Avg. Stride Length [m]	5.7	7.4	7.4	7.6	7.6	7.4	7.1	7.2	6.9	6.9	6.7	



- [] Ranking at each section and finish
- .-.- No data available at this section
- NA No data available



Horse/Jockey Name	Jenessa
Final Rank	3
Fastest Section Time (Section)	0:11.56 (1800m)
Top Speed [km/h] (Section)	63.3 (1600m)
Race State	Finished



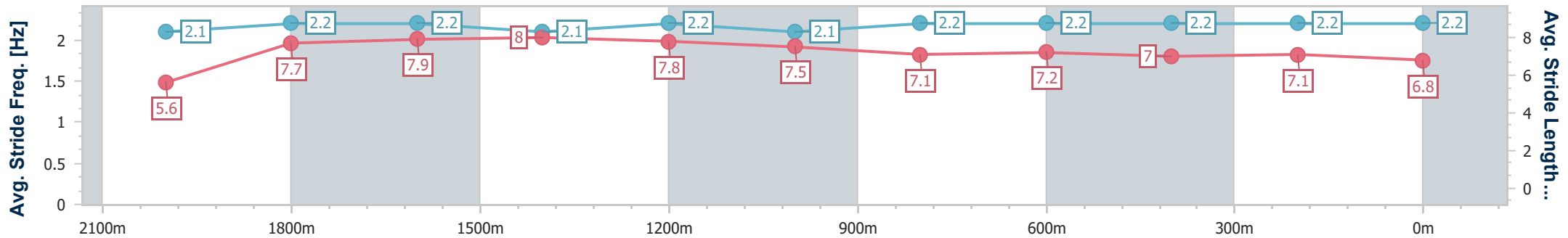
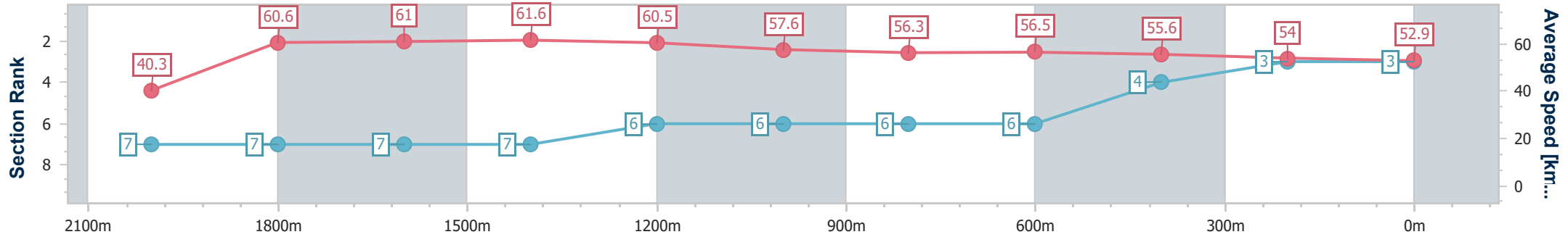
Toowoomba QLD Professional
Race 7: SUBZERO AIRCONDITIONING Maiden Handicap - 2150m



29 October 2022 - 20:28

Track Rating: Good 4, Weather: Fine, Rail Position: +4m Entire Course

Section	Overall	2000m	1800m	1600m	1400m	1200m	1000m	800m	600m	400m	200m	
Section Times	2:17.19 [3] (0:13.39)	2:03.80 [7] (0:11.88)	1:51.92 [7] (0:11.56)	1:40.36 [7] (0:11.67)	1:28.69 [7] (0:11.93)	1:16.76 [6] (0:12.52)	1:04.24 [6] (0:12.99)	0:51.25 [6] (0:12.77)	0:38.48 [6] (0:12.18)	0:26.30 [4] (0:12.72)	0:13.58 [3] (0:13.58)	
Average Speed [km/h]	40.3	60.6	61.0	61.6	60.5	57.6	56.3	56.5	55.6	54.0	52.9	
Top Speed [km/h]	60.9	62.1	62.0	63.3	61.8	59.0	58.2	61.1	58.4	55.5	54.0	
Avg. Dist. to Rail [m]	3.8	3.5	4.1	0.6	0.6	2.9	3.5	3.9	10.8	10.7	1.2	
Avg. Stride Freq. [Hz]	2.1	2.2	2.2	2.1	2.2	2.1	2.2	2.2	2.2	2.2	2.2	
Avg. Stride Length [m]	5.6	7.7	7.9	8.0	7.8	7.5	7.1	7.2	7.0	7.1	6.8	



- [] Ranking at each section and finish
- .-.- No data available at this section
- NA No data available



Horse/Jockey Name	Zoe's Joey
Final Rank	4
Fastest Section Time (Section)	0:11.62 (1600m)
Top Speed [km/h] (Section)	63.1 (1600m)
Race State	Finished



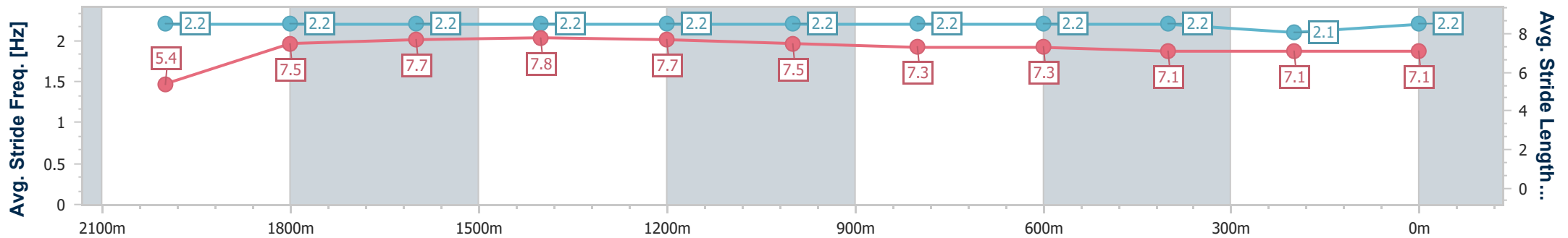
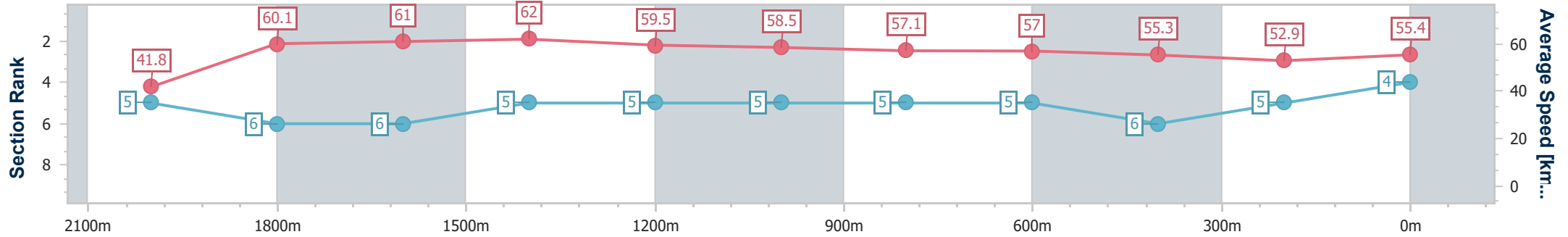
Toowoomba QLD Professional
Race 7: SUBZERO AIRCONDITIONING Maiden Handicap - 2150m



29 October 2022 - 20:28

Track Rating: Good 4, Weather: Fine, Rail Position: +4m Entire Course

Section	Overall	2000m	1800m	1600m	1400m	1200m	1000m	800m	600m	400m	200m	
Section Times	2:17.53 [4] (0:12.90)	2:04.63 [5] (0:11.96)	1:52.67 [6] (0:11.69)	1:40.98 [6] (0:11.62)	1:29.36 [5] (0:12.14)	1:17.22 [5] (0:12.34)	1:04.88 [5] (0:13.07)	0:51.81 [5] (0:12.91)	0:38.90 [5] (0:12.73)	0:26.17 [6] (0:13.22)	0:12.95 [5] (0:12.95)	
Average Speed [km/h]	41.8	60.1	61.0	62.0	59.5	58.5	57.1	57.0	55.3	52.9	55.4	
Top Speed [km/h]	59.7	62.2	62.7	63.1	61.3	60.8	58.9	59.5	57.8	54.4	56.3	
Avg. Dist. to Rail [m]	2.9	2.8	2.1	0.5	1.0	5.3	9.5	4.2	3.9	6.7	1.7	
Avg. Stride Freq. [Hz]	2.2	2.2	2.2	2.2	2.2	2.2	2.2	2.2	2.2	2.1	2.2	
Avg. Stride Length [m]	5.4	7.5	7.7	7.8	7.7	7.5	7.3	7.3	7.1	7.1	7.1	



- [] Ranking at each section and finish
- .-.- No data available at this section
- NA No data available



Horse/Jockey Name	Bourne
Final Rank	5
Fastest Section Time (Section)	0:11.72 (1800m)
Top Speed [km/h] (Section)	70.4 (Overall)
Race State	Finished



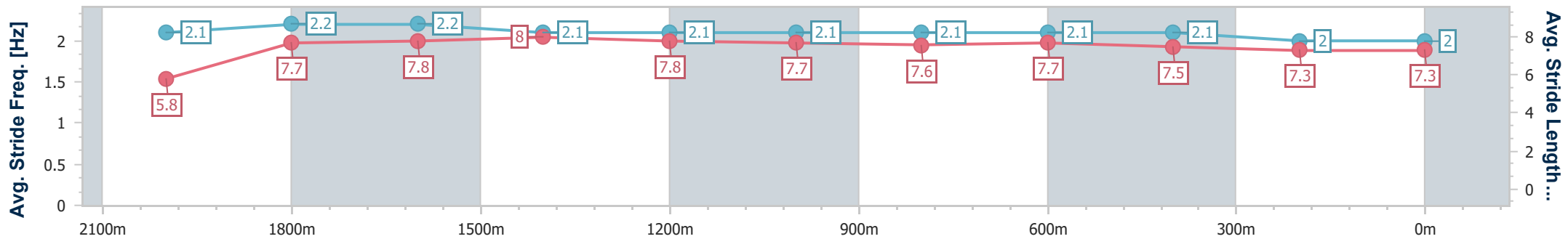
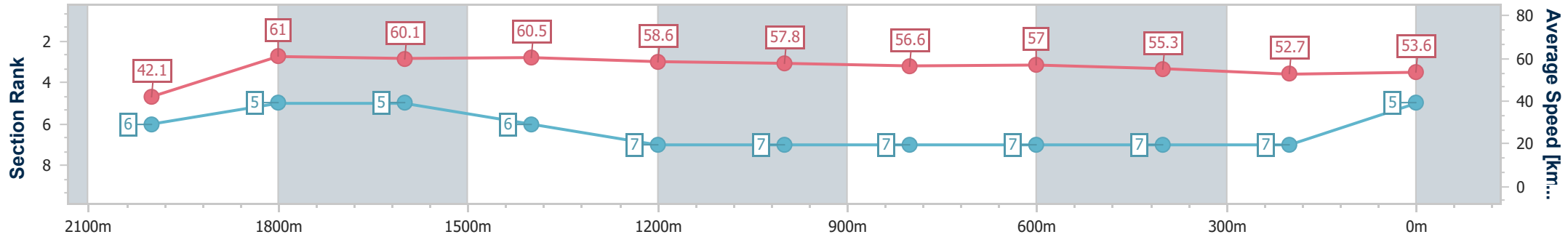
Toowoomba QLD Professional
Race 7: SUBZERO AIRCONDITIONING Maiden Handicap - 2150m



29 October 2022 - 20:28

Track Rating: Good 4, Weather: Fine, Rail Position: +4m Entire Course

Section	Overall	2000m	1800m	1600m	1400m	1200m	1000m	800m	600m	400m	200m	
Section Times	2:18.29 [5] (0:12.94)	2:05.35 [6] (0:11.78)	1:53.57 [5] (0:11.72)	1:41.85 [5] (0:11.93)	1:29.92 [6] (0:12.46)	1:17.46 [7] (0:12.51)	1:04.95 [7] (0:12.94)	0:52.01 [7] (0:12.52)	0:39.49 [7] (0:12.58)	0:26.91 [7] (0:13.50)	0:13.41 [7] (0:13.41)	
Average Speed [km/h]	42.1	61.0	60.1	60.5	58.6	57.8	56.6	57.0	55.3	52.7	53.6	
Top Speed [km/h]	70.4	62.8	61.5	63.4	60.5	60.0	58.9	58.3	57.3	54.0	54.9	
Avg. Dist. to Rail [m]	3.0	4.1	4.3	1.7	2.6	5.0	4.3	2.8	6.3	2.5	0.4	
Avg. Stride Freq. [Hz]	2.1	2.2	2.2	2.1	2.1	2.1	2.1	2.1	2.1	2.0	2.0	
Avg. Stride Length [m]	5.8	7.7	7.8	8.0	7.8	7.7	7.6	7.7	7.5	7.3	7.3	



- [] Ranking at each section and finish
- .-.- No data available at this section
- NA No data available



Horse/Jockey Name	Girramay
Final Rank	6
Fastest Section Time (Section)	0:11.13 (2000m)
Top Speed [km/h] (Section)	65.6 (2000m)
Race State	Finished



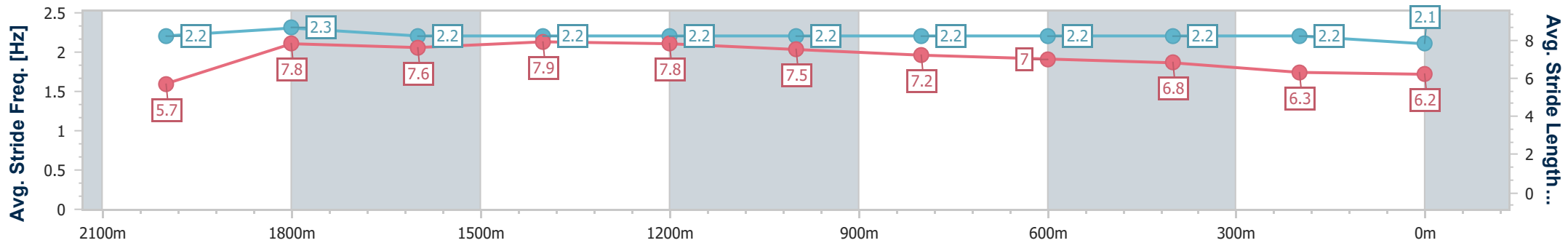
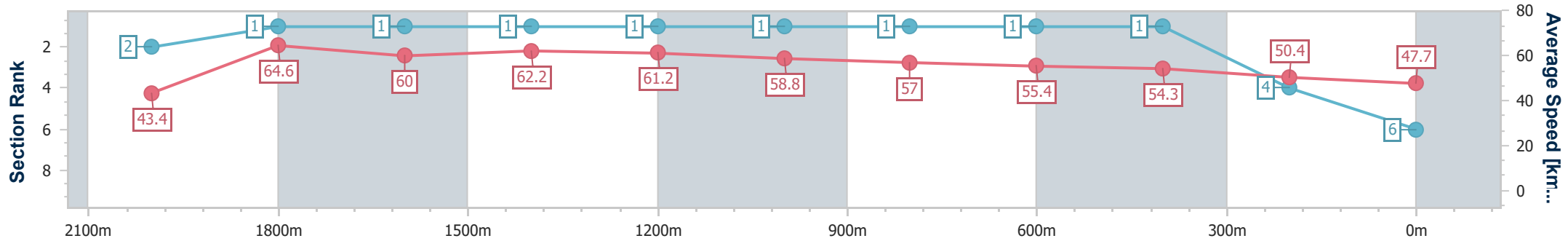
Toowoomba QLD Professional
Race 7: SUBZERO AIRCONDITIONING Maiden Handicap - 2150m



29 October 2022 - 20:28

Track Rating: Good 4, Weather: Fine, Rail Position: +4m Entire Course

Section	Overall	2000m	1800m	1600m	1400m	1200m	1000m	800m	600m	400m	200m	
Section Times	2:18.87 [6] (0:12.45)	2:06.42 [2] (0:11.13)	1:55.29 [1] (0:12.03)	1:43.26 [1] (0:11.62)	1:31.64 [1] (0:11.80)	1:19.84 [1] (0:12.26)	1:07.58 [1] (0:12.80)	0:54.78 [1] (0:13.00)	0:41.78 [1] (0:12.78)	0:29.00 [1] (0:13.91)	0:15.09 [4] (0:15.09)	
Average Speed [km/h]	43.4	64.6	60.0	62.2	61.2	58.8	57.0	55.4	54.3	50.4	47.7	
Top Speed [km/h]	64.2	65.6	63.4	63.6	63.2	60.3	58.5	59.5	56.2	52.7	49.4	
Avg. Dist. to Rail [m]	3.5	1.5	0.9	0.8	0.8	2.4	3.7	2.5	6.7	6.2	2.6	
Avg. Stride Freq. [Hz]	2.2	2.3	2.2	2.2	2.2	2.2	2.2	2.2	2.2	2.2	2.1	
Avg. Stride Length [m]	5.7	7.8	7.6	7.9	7.8	7.5	7.2	7.0	6.8	6.3	6.2	



- [] Ranking at each section and finish
- .-.- No data available at this section
- NA No data available



Horse/Jockey Name	Personal Fire
Final Rank	7
Fastest Section Time (Section)	0:11.51 (2000m)
Top Speed [km/h] (Section)	63.4 (1800m)
Race State	Finished



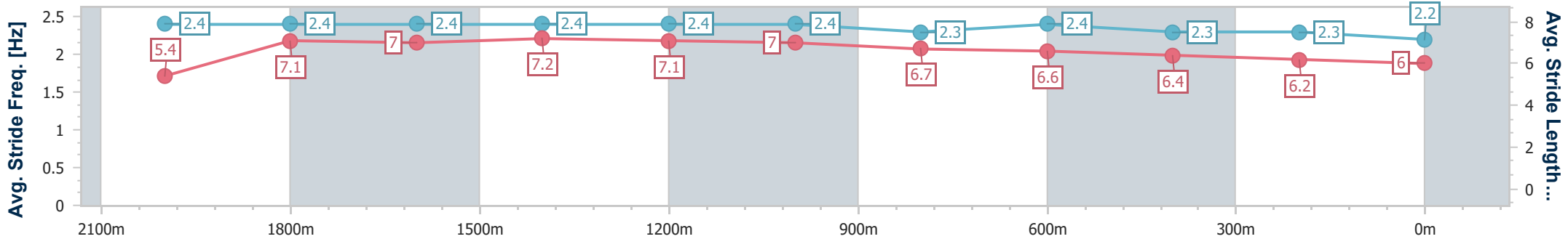
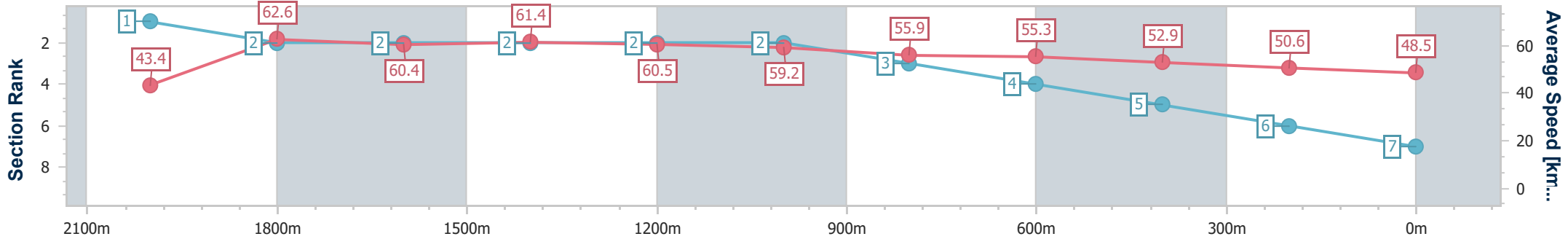
Toowoomba QLD Professional
Race 7: SUBZERO AIRCONDITIONING Maiden Handicap - 2150m



29 October 2022 - 20:28

Track Rating: Good 4, Weather: Fine, Rail Position: +4m Entire Course

Section	Overall	2000m	1800m	1600m	1400m	1200m	1000m	800m	600m	400m	200m	
Section Times	2:19.48 [7] (0:12.44)	2:07.04 [1] (0:11.51)	1:55.53 [2] (0:11.73)	1:43.80 [2] (0:11.70)	1:32.10 [2] (0:12.07)	1:20.03 [2] (0:12.20)	1:07.83 [2] (0:13.27)	0:54.56 [3] (0:13.09)	0:41.47 [4] (0:12.91)	0:28.56 [5] (0:13.77)	0:14.79 [6] (0:14.79)	
Average Speed [km/h]	43.4	62.6	60.4	61.4	60.5	59.2	55.9	55.3	52.9	50.6	48.5	
Top Speed [km/h]	62.4	63.2	63.4	63.0	61.5	61.6	58.5	57.9	55.7	52.6	50.0	
Avg. Dist. to Rail [m]	5.4	1.3	2.9	0.6	2.4	6.0	8.5	4.6	10.2	7.6	2.1	
Avg. Stride Freq. [Hz]	2.4	2.4	2.4	2.4	2.4	2.4	2.3	2.4	2.3	2.3	2.2	
Avg. Stride Length [m]	5.4	7.1	7.0	7.2	7.1	7.0	6.7	6.6	6.4	6.2	6.0	



- [] Ranking at each section and finish
- .-.- No data available at this section
- NA No data available



Horse/Jockey Name	Sudden Suspect
Final Rank	8
Fastest Section Time (Section)	0:11.96 (1800m)
Top Speed [km/h] (Section)	61.0 (1600m)
Race State	Finished



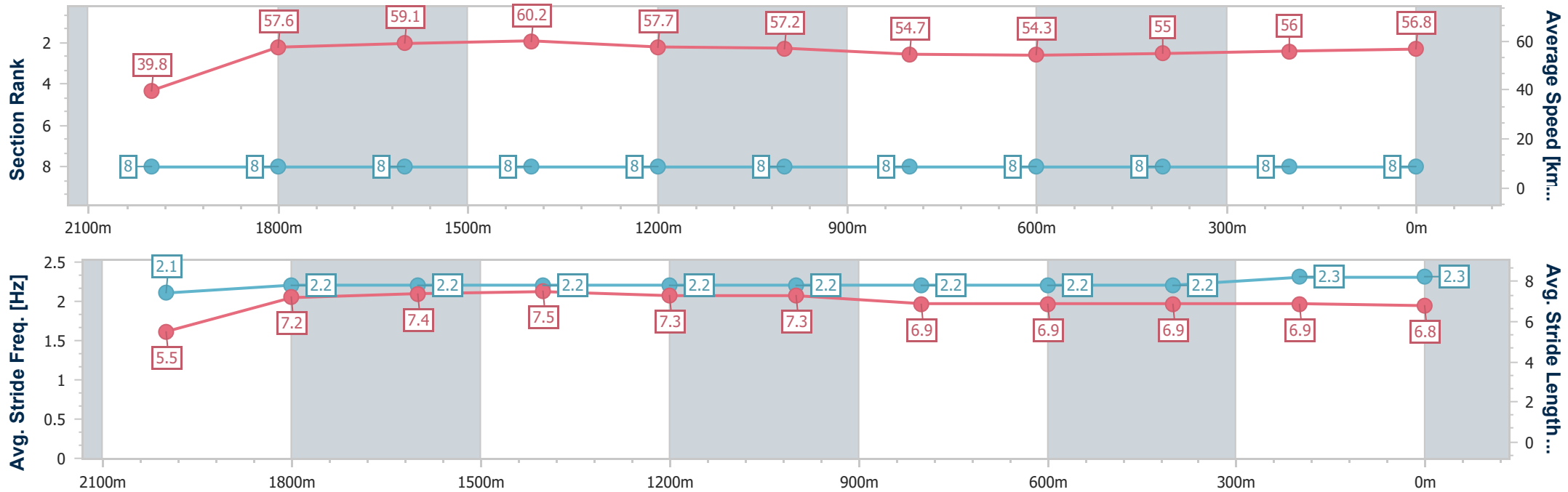
Toowoomba QLD Professional
Race 7: SUBZERO AIRCONDITIONING Maiden Handicap - 2150m



29 October 2022 - 20:28

Track Rating: Good 4, Weather: Fine, Rail Position: +4m Entire Course

Section	Overall	2000m	1800m	1600m	1400m	1200m	1000m	800m	600m	400m	200m		
Section Times	2:19.66 [8] (0:13.57)	2:06.09 [8] (0:12.49)	1:53.60 [8] (0:11.96)	1:41.64 [8] (0:11.97)	1:29.67 [8] (0:12.55)	1:17.12 [8] (0:12.61)	1:04.51 [8] (0:13.45)	0:51.06 [8] (0:13.42)	0:37.64 [8] (0:12.56)	0:25.08 [8] (0:12.46)	0:12.62 [8] (0:12.62)		
Average Speed [km/h]	39.8	57.6	59.1	60.2	57.7	57.2	54.7	54.3	55.0	56.0	56.8		
Top Speed [km/h]	57.5	58.3	60.3	61.0	60.7	57.9	57.8	57.1	57.3	57.6	60.2		
Avg. Dist. to Rail [m]	3.7	2.2	3.9	1.3	1.1	4.0	5.9	2.8	7.3	8.0	2.2		
Avg. Stride Freq. [Hz]	2.1	2.2	2.2	2.2	2.2	2.2	2.2	2.2	2.2	2.3	2.3		
Avg. Stride Length [m]	5.5	7.2	7.4	7.5	7.3	7.3	6.9	6.9	6.9	6.9	6.8		



- [] Ranking at each section and finish
- .-.- No data available at this section
- NA No data available