



Aquis Park Gold Coast QLD Professional

Race 4: BMD 2022 JERICHO CUP QUALIFIER BENCHMARK 70 Handicap - 3200m

01 November 2022 - 15:00



Track Rating: Good 4, Weather: , Rail Position: +1m 1800m-350m; True Remainder

Section		Field Times												
Rank	TAB	Horse/Jockey	Barrier	Top Speed [km/h]	Fastest Section	Overall	3000m	2800m	2600m	2400m	2200m	2000m	Last 600m	Distance Travelled [m]
1	8	GRAND SHANGHAI	3	63.0	0:12.03	3:22.60 [1]	3:07.23 [4]	2:55.20 [4]	2:42.64 [4]	2:30.33 [5]	2:17.72 [5]	2:05.49 [5]	0:37.16	
		Sean Cormack		Overall	3000m	(0:15.37)	(0:12.03)	(0:12.56)	(0:12.31)	(0:12.61)	(0:12.23)	(0:12.36)		
2	1	FORTIFIED	4	62.4	0:11.79	3:23.34 [2]	3:07.32 [8]	2:55.53 [8]	2:43.07 [8]	2:30.64 [8]	2:17.96 [8]	2:05.72 [8]	0:37.32	-7
		Jag Guthmann-Chester		3000m	3000m	(0:16.02)	(0:11.79)	(0:12.46)	(0:12.43)	(0:12.68)	(0:12.24)	(0:12.22)		
3	6	JIMMY THE TULIP	5	60.7	0:12.15	3:23.36 [3]	3:08.03 [3]	2:55.88 [5]	2:43.39 [5]	2:30.94 [6]	2:18.24 [6]	2:05.87 [7]	0:37.26	+4
		Anthony Allen		2000m	3000m	(0:15.33)	(0:12.15)	(0:12.49)	(0:12.45)	(0:12.70)	(0:12.37)	(0:12.32)		
4	5	BURY ROAD	6	61.4	0:12.05	3:23.67 [4]	3:08.47 [2]	2:56.42 [2]	2:44.15 [3]	2:31.57 [3]	2:18.96 [4]	2:06.91 [4]	0:38.79	-1
		Robbie Fradd		Overall	3000m	(0:15.20)	(0:12.05)	(0:12.27)	(0:12.58)	(0:12.61)	(0:12.05)	(0:12.44)		
5	7	OCTOBER JOY	2	61.6	0:11.97	3:23.81 [5]	3:08.71 [1]	2:56.74 [1]	2:44.51 [1]	2:32.10 [1]	2:19.38 [1]	2:07.29 [3]	0:38.02	-4
		Michael Murphy		Overall	3000m	(0:15.10)	(0:11.97)	(0:12.23)	(0:12.41)	(0:12.72)	(0:12.09)	(0:12.44)		
6	2	HEAD UP HIGH	7	62.9	0:12.05	3:24.01 [6]	3:08.49 [6]	2:56.34 [6]	2:43.88 [7]	2:31.51 [7]	2:18.69 [7]	2:06.64 [6]	0:38.78	+2
		Jackson Murphy		2000m	2200m	(0:15.52)	(0:12.15)	(0:12.46)	(0:12.37)	(0:12.82)	(0:12.05)	(0:12.05)		
7	9	MT MORT SHARK	8	61.4	0:11.92	3:34.35 [7]	3:18.65 [7]	3:06.55 [7]	2:54.25 [6]	2:42.18 [4]	2:29.79 [3]	2:17.87 [2]	0:48.25	+5
		Lani Allen		2200m	2200m	(0:15.70)	(0:12.10)	(0:12.30)	(0:12.07)	(0:12.39)	(0:11.92)	(0:12.35)		
8	3	DAWSON DIAMOND	9	62.6	0:11.91	3:36.17 [8]	3:20.78 [5]	3:08.87 [3]	2:56.84 [2]	2:44.31 [2]	2:31.74 [2]	2:19.70 [1]	0:49.33	+0
		Justin Stanley		Overall	3000m	(0:15.39)	(0:11.91)	(0:12.03)	(0:12.53)	(0:12.57)	(0:12.04)	(0:12.23)		

Scratched: Heart Of A Lion (#4)

[] Ranking at each section and finish
 -:-:- No data available at this section
 NA No data available

SCN Saddle cloth number
 DNF Did not finish
 DNT Did not track



Aquis Park Gold Coast QLD Professional

Race 4: BMD 2022 JERICHO CUP QUALIFIER BENCHMARK 70 Handicap - 3200m

01 November 2022 - 15:00



Track Rating: Good 4, Weather: , Rail Position: +1m 1800m-350m; True Remainder

Section		1800m	1600m	1400m	1200m	1000m	800m	600m	Last 600m					
Field Times		1:53.90 (0:12.82)	1:41.08 (0:13.11)	1:27.97 (0:12.82)	1:15.15 (0:12.21)	1:02.94 (0:12.66)	0:50.28 (0:12.56)	0:37.72 (0:12.55)	0:37.72					
Rank	TAB	Horse/Jockey	Barrier	Top Speed [km/h]	Fastest Section								Distance Travelled [m]	
1	8	GRAND SHANGHAI Sean Cormack	3	63.0 Overall	0:12.03 3000m	1:53.13 [6] (0:12.82)	1:40.31 [6] (0:12.99)	1:27.32 [6] (0:12.91)	1:14.41 [6] (0:12.41)	1:02.00 [6] (0:12.59)	0:49.41 [6] (0:12.25)	0:37.16 [3] (0:12.36)	0:37.16	
2	1	FORTIFIED Jag Guthmann-Chester	4	62.4 3000m	0:11.79 3000m	1:53.50 [8] (0:12.79)	1:40.71 [7] (0:12.94)	1:27.77 [7] (0:12.85)	1:14.92 [7] (0:12.31)	1:02.61 [7] (0:12.62)	0:49.99 [7] (0:12.67)	0:37.32 [5] (0:12.33)	0:37.32	-7
3	6	JIMMY THE TULIP Anthony Allen	5	60.7 2000m	0:12.15 3000m	1:53.55 [7] (0:12.88)	1:40.67 [8] (0:12.91)	1:27.76 [8] (0:12.85)	1:14.91 [8] (0:12.52)	1:02.39 [8] (0:12.58)	0:49.81 [8] (0:12.55)	0:37.26 [7] (0:12.28)	0:37.26	+4
4	5	BURY ROAD Robbie Fradd	6	61.4 Overall	0:12.05 3000m	1:54.47 [4] (0:12.90)	1:41.57 [4] (0:12.98)	1:28.59 [4] (0:12.37)	1:16.22 [1] (0:12.21)	1:04.01 [1] (0:12.66)	0:51.35 [1] (0:12.56)	0:38.79 [1] (0:12.55)	0:38.79	-1
5	7	OCTOBER JOY Michael Murphy	2	61.6 Overall	0:11.97 3000m	1:54.85 [3] (0:12.84)	1:42.01 [2] (0:13.08)	1:28.93 [2] (0:13.01)	1:15.92 [5] (0:12.51)	1:03.41 [5] (0:12.79)	0:50.62 [5] (0:12.60)	0:38.02 [4] (0:12.41)	0:38.02	-4
6	2	HEAD UP HIGH Jackson Murphy	7	62.9 2000m	0:12.05 2200m	1:54.59 [5] (0:12.81)	1:41.78 [5] (0:12.98)	1:28.80 [5] (0:12.60)	1:16.20 [4] (0:12.45)	1:03.75 [4] (0:12.78)	0:50.97 [2] (0:12.19)	0:38.78 [2] (0:12.58)	0:38.78	+2
7	9	MT MORT SHARK Lani Allen	8	61.4 2200m	0:11.92 2200m	2:05.52 [2] (0:13.01)	1:52.51 [3] (0:13.08)	1:39.43 [3] (0:12.79)	1:26.64 [2] (0:12.47)	1:14.17 [2] (0:12.89)	1:01.28 [3] (0:13.03)	0:48.25 [6] (0:13.72)	0:48.25	+5
8	3	DAWSON DIAMOND Justin Stanley	9	62.6 Overall	0:11.91 3000m	2:07.47 [1] (0:12.82)	1:54.65 [1] (0:13.11)	1:41.54 [1] (0:13.09)	1:28.45 [3] (0:12.47)	1:15.98 [3] (0:12.95)	1:03.03 [4] (0:13.70)	0:49.33 [8] (0:14.96)	0:49.33	+0

Scratched: Heart Of A Lion (#4)

[] Ranking at each section and finish
 -:-:- No data available at this section
 NA No data available

SCN Saddle cloth number
 DNF Did not finish
 DNT Did not track



Aquis Park Gold Coast QLD Professional

Race 4: BMD 2022 JERICHO CUP QUALIFIER BENCHMARK 70 Handicap - 3200m



01 November 2022 - 15:00

Track Rating: Good 4, Weather: , Rail Position: +1m 1800m-350m; True Remainder

Section				400m	200m			Last 600m		
Field Times				0:25.17 (0:12.69)	0:12.48 (0:12.48)			0:37.72		
Rank	TAB	Horse/Jockey	Barrier	Top Speed [km/h]	Fastest Section	Margin			Distance Travelled [m]	
1	8	GRAND SHANGHAI Sean Cormack	3	63.0 Overall	0:12.03 3000m	0:24.80 [2] (0:12.32)	0:12.48 [1] (0:12.48)	3:22.60	0:37.16	
2	1	FORTIFIED Jag Guthmann-Chester	4	62.4 3000m	0:11.79 3000m	0:24.99 [5] (0:12.18)	0:12.81 [3] (0:12.81)	4.3L	0:37.32	-7
3	6	JIMMY THE TULIP Anthony Allen	5	60.7 2000m	0:12.15 3000m	0:24.98 [6] (0:12.19)	0:12.79 [4] (0:12.79)	4.4L	0:37.26	+4
4	5	BURY ROAD Robbie Fradd	6	61.4 Overall	0:12.05 3000m	0:26.24 [1] (0:12.83)	0:13.41 [2] (0:13.41)	6.2L	0:38.79	-1
5	7	OCTOBER JOY Michael Murphy	2	61.6 Overall	0:11.97 3000m	0:25.61 [4] (0:12.53)	0:13.08 [6] (0:13.08)	7L	0:38.02	-4
6	2	HEAD UP HIGH Jackson Murphy	7	62.9 2000m	0:12.05 2200m	0:26.20 [3] (0:12.77)	0:13.43 [5] (0:13.43)	8L	0:38.78	+2
7	9	MT MORT SHARK Lani Allen	8	61.4 2200m	0:11.92 2200m	0:34.53 [7] (0:15.73)	0:18.80 [7] (0:18.80)	68.8L	0:48.25	+5
8	3	DAWSON DIAMOND Justin Stanley	9	62.6 Overall	0:11.91 3000m	0:34.37 [8] (0:16.52)	0:17.85 [8] (0:17.85)	79.3L	0:49.33	+0

Scratched: Heart Of A Lion (#4)



Horse/Jockey Name	Grand Shanghai
Final Rank	1
Fastest Section Time (Section)	0:12.03 (3000m)
Top Speed [km/h] (Section)	63.0 (Overall)
Race State	Finished



Aquis Park Gold Coast QLD Professional

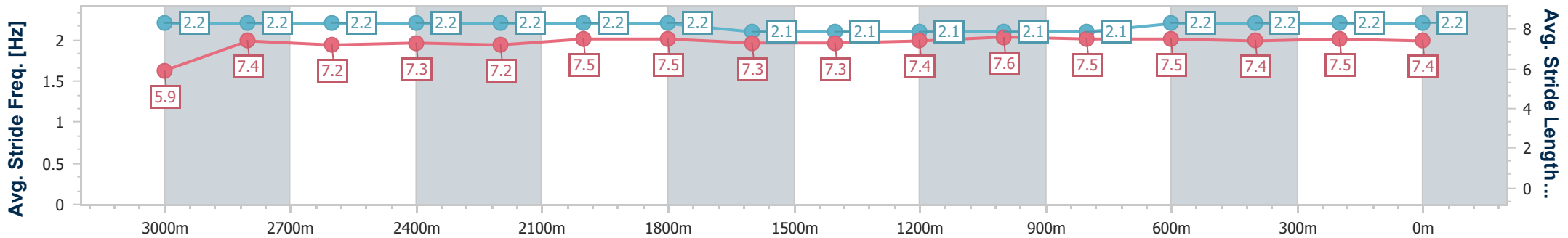
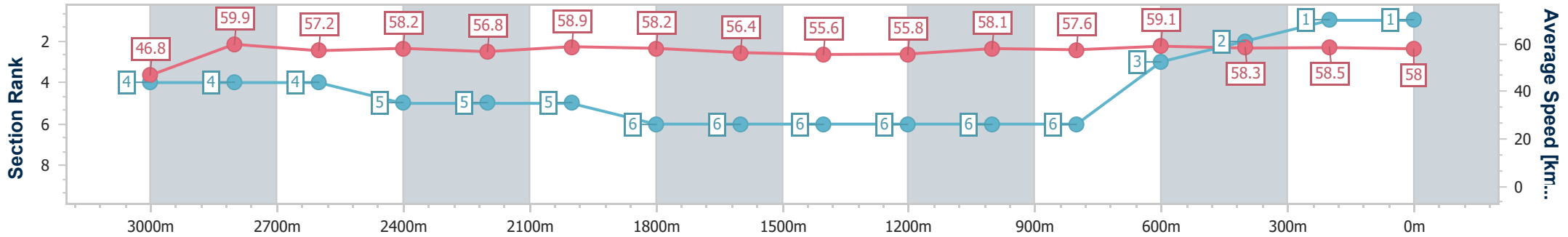
Race 4: BMD 2022 JERICO CUP QUALIFIER BENCHMARK 70 Handicap - 3200m



01 November 2022 - 15:00

Track Rating: Good 4, Weather: , Rail Position: +1m 1800m-350m; True Remainder

Section	2600m	2400m	2200m	2000m	1800m	1600m	1400m	1200m	1000m	800m	600m	400m	200m
Section Times	2:42.64 [4] (0:12.31)	2:30.33 [5] (0:12.61)	2:17.72 [5] (0:12.23)	2:05.49 [5] (0:12.36)	1:53.13 [6] (0:12.82)	1:40.31 [6] (0:12.99)	1:27.32 [6] (0:12.91)	1:14.41 [6] (0:12.41)	1:02.00 [6] (0:12.59)	0:49.41 [6] (0:12.25)	0:37.16 [3] (0:12.36)	0:24.80 [2] (0:12.32)	0:12.48 [1] (0:12.48)
Average Speed [km/h]	58.2	56.8	58.9	58.2	56.4	55.6	55.8	58.1	57.6	59.1	58.3	58.5	58.0
Top Speed [km/h]	59.2	58.6	59.4	59.4	57.4	56.6	57.5	59.3	59.4	59.6	59.1	59.8	59.0
Avg. Dist. to Rail [m]	1.0	1.0	0.8	0.3	0.9	0.6	1.3	2.0	1.6	1.3	0.3	3.6	4.8
Avg. Stride Freq. [Hz]	2.2	2.2	2.2	2.2	2.1	2.1	2.1	2.1	2.1	2.2	2.2	2.2	2.2
Avg. Stride Length [m]	7.3	7.2	7.5	7.5	7.3	7.3	7.4	7.6	7.5	7.5	7.4	7.5	7.4



- [] Ranking at each section and finish
- .-.- No data available at this section
- NA No data available



Horse/Jockey Name	Fortified
Final Rank	2
Fastest Section Time (Section)	0:11.79 (3000m)
Top Speed [km/h] (Section)	62.4 (3000m)
Race State	Finished



Aquis Park Gold Coast QLD Professional

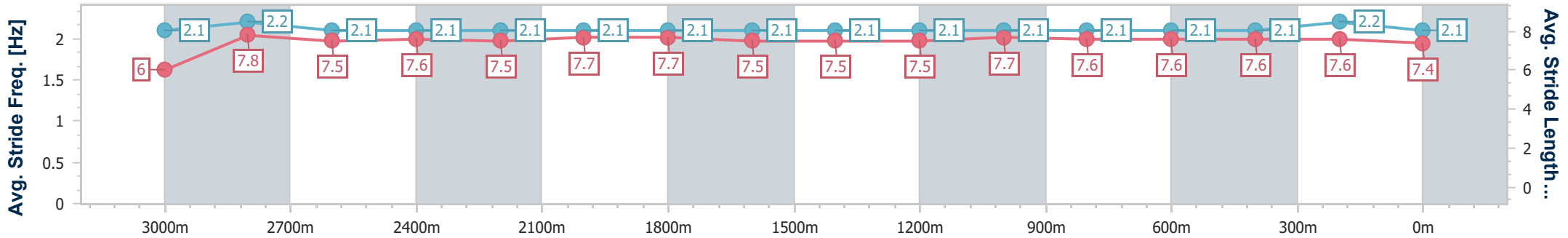
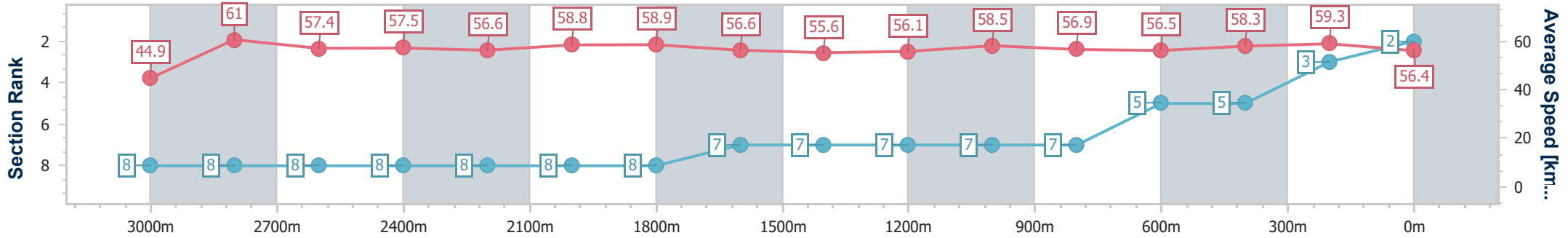
Race 4: BMD 2022 JERICHO CUP QUALIFIER BENCHMARK 70 Handicap - 3200m



01 November 2022 - 15:00

Track Rating: Good 4, Weather: , Rail Position: +1m 1800m-350m; True Remainder

Section	2600m	2400m	2200m	2000m	1800m	1600m	1400m	1200m	1000m	800m	600m	400m	200m
Section Times	2:43.07 [8] (0:12.43)	2:30.64 [8] (0:12.68)	2:17.96 [8] (0:12.24)	2:05.72 [8] (0:12.22)	1:53.50 [8] (0:12.79)	1:40.71 [7] (0:12.94)	1:27.77 [7] (0:12.85)	1:14.92 [7] (0:12.31)	1:02.61 [7] (0:12.62)	0:49.99 [7] (0:12.67)	0:37.32 [5] (0:12.33)	0:24.99 [5] (0:12.18)	0:12.81 [3] (0:12.81)
Average Speed [km/h]	57.5	56.6	58.8	58.9	56.6	55.6	56.1	58.5	56.9	56.5	58.3	59.3	56.4
Top Speed [km/h]	57.9	57.9	60.4	60.4	57.1	57.2	58.1	59.3	58.6	58.4	59.4	60.9	58.6
Avg. Dist. to Rail [m]	1.6	1.0	0.7	0.4	0.7	0.2	0.7	0.5	0.7	1.1	0.6	4.4	6.3
Avg. Stride Freq. [Hz]	2.1	2.1	2.1	2.1	2.1	2.1	2.1	2.1	2.1	2.1	2.1	2.2	2.1
Avg. Stride Length [m]	7.6	7.5	7.7	7.7	7.5	7.5	7.5	7.7	7.6	7.6	7.6	7.6	7.4



- [] Ranking at each section and finish
- .-.- No data available at this section
- NA No data available



Horse/Jockey Name	Jimmy The Tulip
Final Rank	3
Fastest Section Time (Section)	0:12.15 (3000m)
Top Speed [km/h] (Section)	60.7 (2000m)
Race State	Finished



Aquis Park Gold Coast QLD Professional

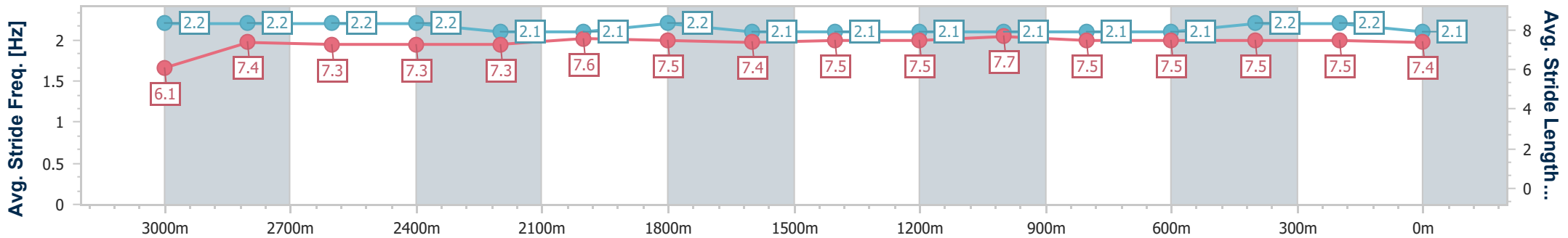
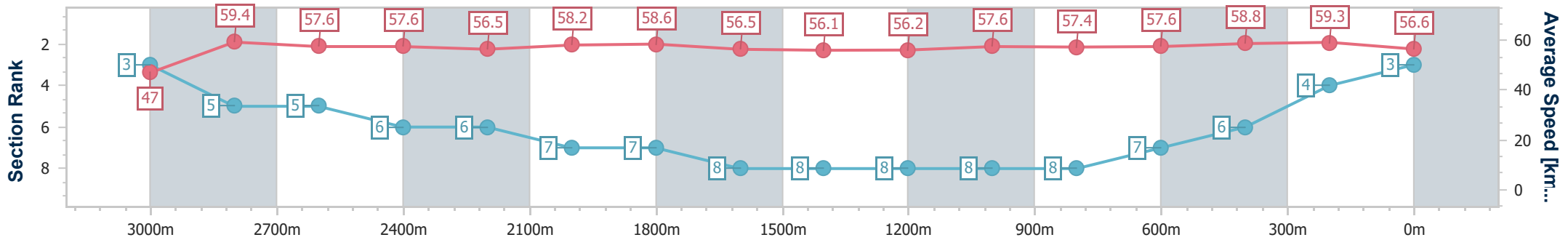
Race 4: BMD 2022 JERICO CUP QUALIFIER BENCHMARK 70 Handicap - 3200m



01 November 2022 - 15:00

Track Rating: Good 4, Weather: , Rail Position: +1m 1800m-350m;
True Remainder

Section	2600m	2400m	2200m	2000m	1800m	1600m	1400m	1200m	1000m	800m	600m	400m	200m
Section Times	2:43.39 [5] (0:12.45)	2:30.94 [6] (0:12.70)	2:18.24 [6] (0:12.37)	2:05.87 [7] (0:12.32)	1:53.55 [7] (0:12.88)	1:40.67 [8] (0:12.91)	1:27.76 [8] (0:12.85)	1:14.91 [8] (0:12.52)	1:02.39 [8] (0:12.58)	0:49.81 [8] (0:12.55)	0:37.26 [7] (0:12.28)	0:24.98 [6] (0:12.19)	0:12.79 [4] (0:12.79)
Average Speed [km/h]	57.6	56.5	58.2	58.6	56.5	56.1	56.2	57.6	57.4	57.6	58.8	59.3	56.6
Top Speed [km/h]	58.6	57.7	60.4	60.7	57.6	57.6	57.2	57.8	58.2	58.9	60.0	60.0	58.3
Avg. Dist. to Rail [m]	0.9	0.9	1.6	1.0	2.0	1.5	1.9	1.7	0.8	0.8	0.7	5.1	7.0
Avg. Stride Freq. [Hz]	2.2	2.1	2.1	2.2	2.1	2.1	2.1	2.1	2.1	2.1	2.2	2.2	2.1
Avg. Stride Length [m]	7.3	7.3	7.6	7.5	7.4	7.5	7.5	7.7	7.5	7.5	7.5	7.5	7.4



- [] Ranking at each section and finish
- .-.- No data available at this section
- NA No data available



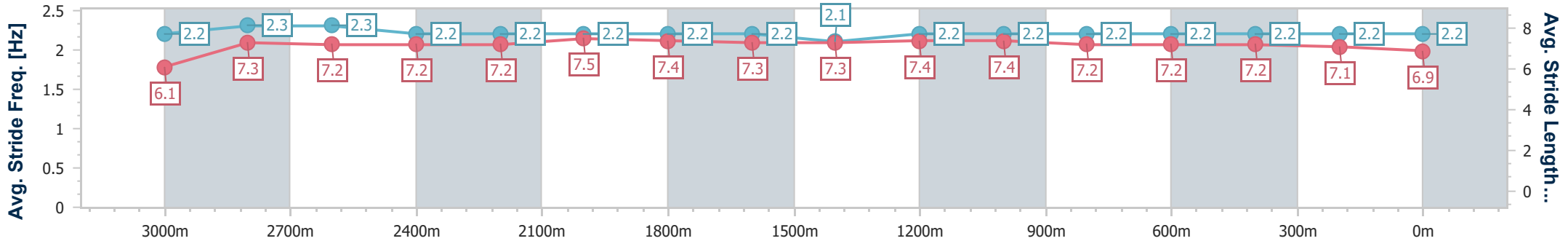
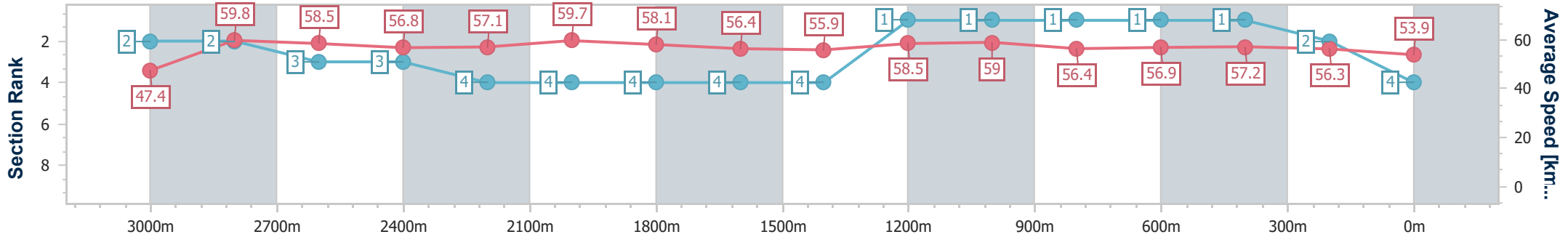
Horse/Jockey Name	Bury Road
Final Rank	4
Fastest Section Time (Section)	0:12.05 (3000m)
Top Speed [km/h] (Section)	61.4 (Overall)
Race State	Finished



Aquis Park Gold Coast QLD Professional
 Race 4: BMD 2022 JERICO CUP QUALIFIER BENCHMARK 70 Handicap - 3200m
 01 November 2022 - 15:00
 Track Rating: Good 4, Weather: , Rail Position: +1m 1800m-350m;
 True Remainder



Section	2600m	2400m	2200m	2000m	1800m	1600m	1400m	1200m	1000m	800m	600m	400m	200m
Section Times	2:44.15 [3] (0:12.58)	2:31.57 [3] (0:12.61)	2:18.96 [4] (0:12.05)	2:06.91 [4] (0:12.44)	1:54.47 [4] (0:12.90)	1:41.57 [4] (0:12.98)	1:28.59 [4] (0:12.37)	1:16.22 [1] (0:12.21)	1:04.01 [1] (0:12.66)	0:51.35 [1] (0:12.56)	0:38.79 [1] (0:12.55)	0:26.24 [1] (0:12.83)	0:13.41 [2] (0:13.41)
Average Speed [km/h]	56.8	57.1	59.7	58.1	56.4	55.9	58.5	59.0	56.4	56.9	57.2	56.3	53.9
Top Speed [km/h]	58.2	59.3	60.5	59.8	57.1	57.2	61.2	60.8	57.1	58.5	58.1	57.4	55.4
Avg. Dist. to Rail [m]	1.3	0.7	2.0	0.9	2.1	1.5	2.4	0.4	1.4	1.7	1.0	3.7	4.8
Avg. Stride Freq. [Hz]	2.2	2.2	2.2	2.2	2.2	2.1	2.2	2.2	2.2	2.2	2.2	2.2	2.2
Avg. Stride Length [m]	7.2	7.2	7.5	7.4	7.3	7.3	7.4	7.4	7.2	7.2	7.2	7.1	6.9



- [] Ranking at each section and finish
- .-.- No data available at this section
- NA No data available



Horse/Jockey Name	October Joy
Final Rank	5
Fastest Section Time (Section)	0:11.97 (3000m)
Top Speed [km/h] (Section)	61.6 (Overall)
Race State	Finished



Aquis Park Gold Coast QLD Professional

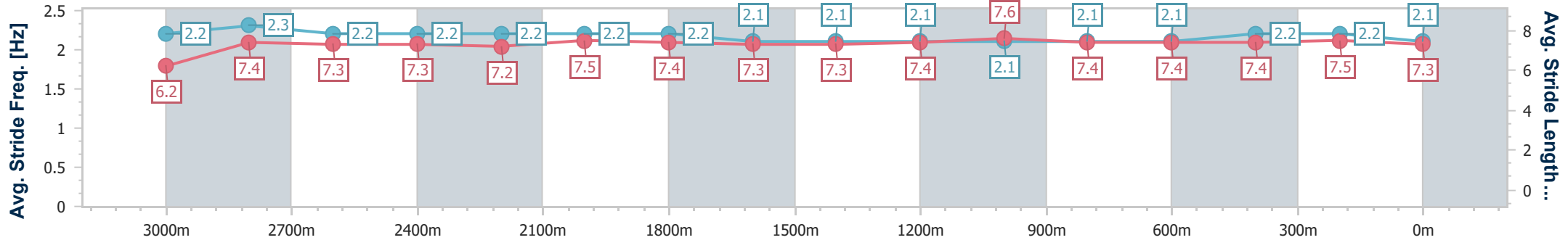
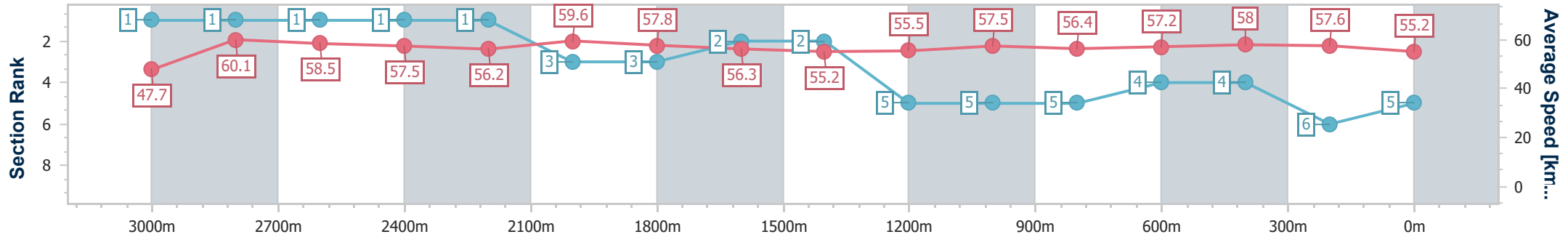
Race 4: BMD 2022 JERICO CUP QUALIFIER BENCHMARK 70 Handicap - 3200m



01 November 2022 - 15:00

Track Rating: Good 4, Weather: , Rail Position: +1m 1800m-350m; True Remainder

Section	2600m	2400m	2200m	2000m	1800m	1600m	1400m	1200m	1000m	800m	600m	400m	200m
Section Times	2:44.51 [1] (0:12.41)	2:32.10 [1] (0:12.72)	2:19.38 [1] (0:12.09)	2:07.29 [3] (0:12.44)	1:54.85 [3] (0:12.84)	1:42.01 [2] (0:13.08)	1:28.93 [2] (0:13.01)	1:15.92 [5] (0:12.51)	1:03.41 [5] (0:12.79)	0:50.62 [5] (0:12.60)	0:38.02 [4] (0:12.41)	0:25.61 [4] (0:12.53)	0:13.08 [6] (0:13.08)
Average Speed [km/h]	57.5	56.2	59.6	57.8	56.3	55.2	55.5	57.5	56.4	57.2	58.0	57.6	55.2
Top Speed [km/h]	59.4	57.9	60.3	60.0	57.2	56.0	56.9	58.4	57.3	58.8	58.9	58.5	56.8
Avg. Dist. to Rail [m]	1.9	1.2	0.6	0.4	0.9	0.6	0.9	1.0	0.5	0.5	0.2	3.1	6.2
Avg. Stride Freq. [Hz]	2.2	2.2	2.2	2.2	2.1	2.1	2.1	2.1	2.1	2.1	2.2	2.2	2.1
Avg. Stride Length [m]	7.3	7.2	7.5	7.4	7.3	7.3	7.4	7.6	7.4	7.4	7.4	7.5	7.3



- [] Ranking at each section and finish
- .-.- No data available at this section
- NA No data available



Horse/Jockey Name	Head Up High
Final Rank	6
Fastest Section Time (Section)	0:12.05 (2200m)
Top Speed [km/h] (Section)	62.9 (2000m)
Race State	Finished



Aquis Park Gold Coast QLD Professional

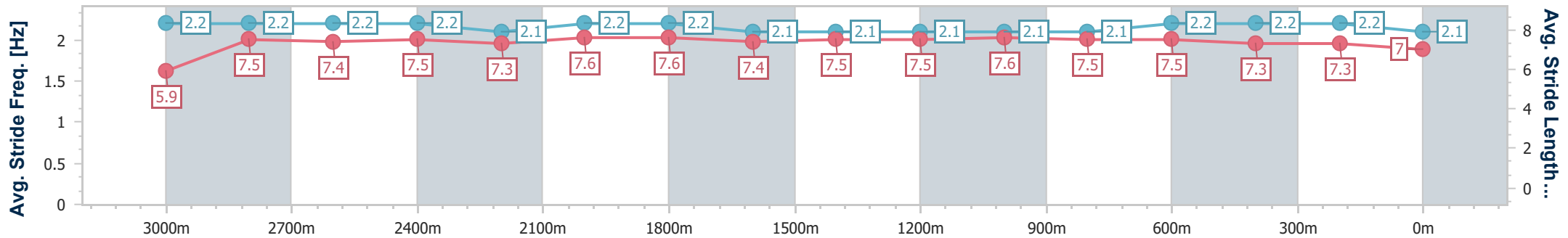
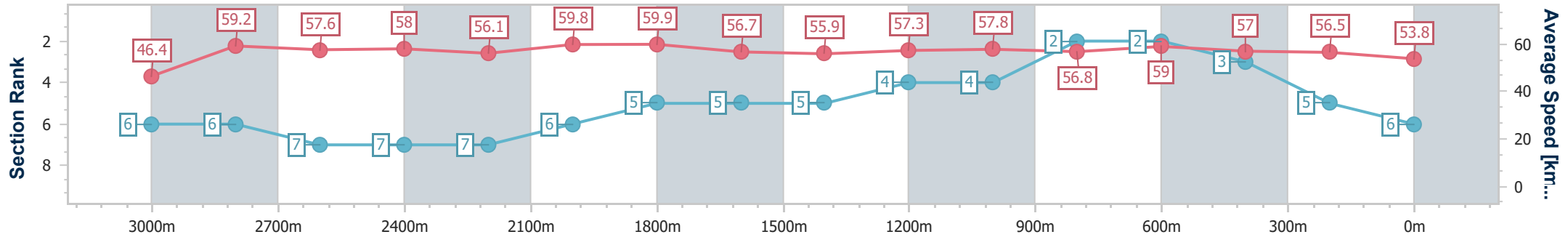
Race 4: BMD 2022 JERICO CUP QUALIFIER BENCHMARK 70 Handicap - 3200m



01 November 2022 - 15:00

Track Rating: Good 4, Weather: , Rail Position: +1m 1800m-350m; True Remainder

Section	2600m	2400m	2200m	2000m	1800m	1600m	1400m	1200m	1000m	800m	600m	400m	200m
Section Times	2:43.88 [7] (0:12.37)	2:31.51 [7] (0:12.82)	2:18.69 [7] (0:12.05)	2:06.64 [6] (0:12.05)	1:54.59 [5] (0:12.81)	1:41.78 [5] (0:12.98)	1:28.80 [5] (0:12.60)	1:16.20 [4] (0:12.45)	1:03.75 [4] (0:12.78)	0:50.97 [2] (0:12.19)	0:38.78 [2] (0:12.58)	0:26.20 [3] (0:12.77)	0:13.43 [5] (0:13.43)
Average Speed [km/h]	58.0	56.1	59.8	59.9	56.7	55.9	57.3	57.8	56.8	59.0	57.0	56.5	53.8
Top Speed [km/h]	59.3	57.9	62.7	62.9	57.4	56.9	58.3	58.6	58.3	59.7	57.8	57.4	55.9
Avg. Dist. to Rail [m]	0.8	0.4	2.2	1.1	1.8	1.5	1.9	1.8	1.3	0.7	0.5	1.6	4.5
Avg. Stride Freq. [Hz]	2.2	2.1	2.2	2.2	2.1	2.1	2.1	2.1	2.1	2.2	2.2	2.2	2.1
Avg. Stride Length [m]	7.5	7.3	7.6	7.6	7.4	7.5	7.5	7.6	7.5	7.5	7.3	7.3	7.0



- [] Ranking at each section and finish
- .-.- No data available at this section
- NA No data available



Horse/Jockey Name	Mt Mort Shark
Final Rank	7
Fastest Section Time (Section)	0:11.92 (2200m)
Top Speed [km/h] (Section)	61.4 (2200m)
Race State	Finished



Aquis Park Gold Coast QLD Professional

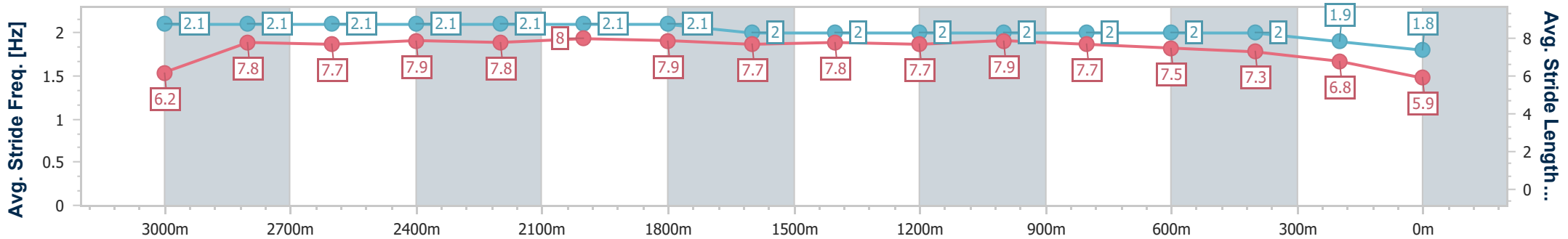
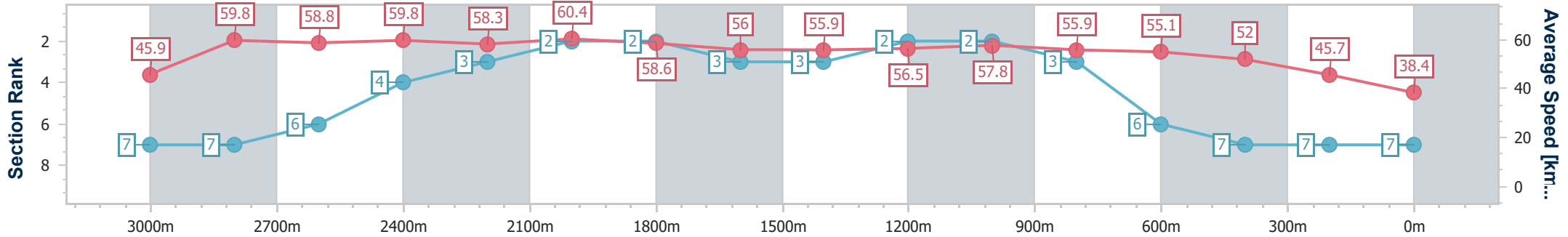
Race 4: BMD 2022 JERICO CUP QUALIFIER BENCHMARK 70 Handicap - 3200m



01 November 2022 - 15:00

Track Rating: Good 4, Weather: , Rail Position: +1m 1800m-350m; True Remainder

Section	2600m	2400m	2200m	2000m	1800m	1600m	1400m	1200m	1000m	800m	600m	400m	200m
Section Times	2:54.25 [6] (0:12.07)	2:42.18 [4] (0:12.39)	2:29.79 [3] (0:11.92)	2:17.87 [2] (0:12.35)	2:05.52 [2] (0:13.01)	1:52.51 [3] (0:13.08)	1:39.43 [3] (0:12.79)	1:26.64 [2] (0:12.47)	1:14.17 [2] (0:12.89)	1:01.28 [3] (0:13.03)	0:48.25 [6] (0:13.72)	0:34.53 [7] (0:15.73)	0:18.80 [7] (0:18.80)
Average Speed [km/h]	59.8	58.3	60.4	58.6	56.0	55.9	56.5	57.8	55.9	55.1	52.0	45.7	38.4
Top Speed [km/h]	61.1	59.9	61.4	61.0	56.6	56.5	58.0	58.5	57.2	55.7	53.9	49.0	43.3
Avg. Dist. to Rail [m]	0.6	1.3	2.7	1.5	2.6	2.4	2.7	1.9	0.4	1.3	1.5	1.0	0.5
Avg. Stride Freq. [Hz]	2.1	2.1	2.1	2.1	2.0	2.0	2.0	2.0	2.0	2.0	2.0	1.9	1.8
Avg. Stride Length [m]	7.9	7.8	8.0	7.9	7.7	7.8	7.7	7.9	7.7	7.5	7.3	6.8	5.9



- [] Ranking at each section and finish
- .-.- No data available at this section
- NA No data available



Horse/Jockey Name	Dawson Diamond
Final Rank	8
Fastest Section Time (Section)	0:11.91 (3000m)
Top Speed [km/h] (Section)	62.6 (Overall)
Race State	Finished



Aquis Park Gold Coast QLD Professional

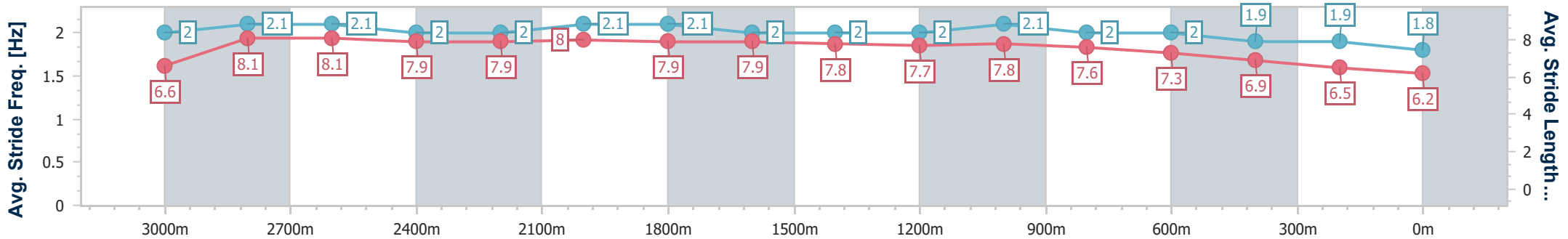
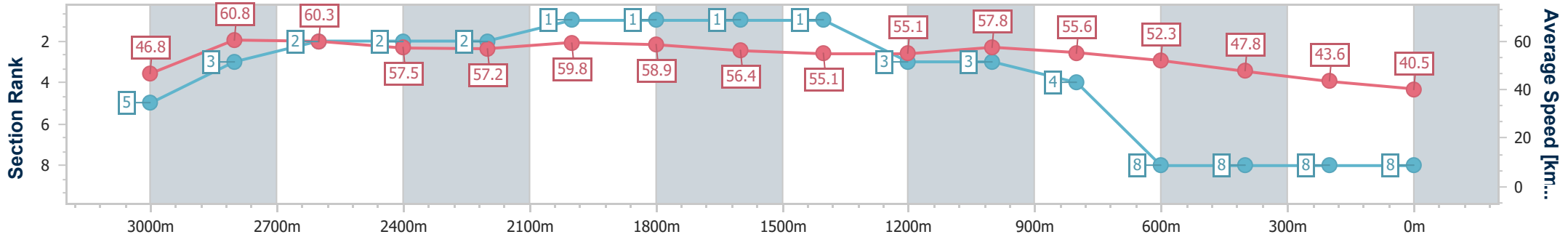
Race 4: BMD 2022 JERICO CUP QUALIFIER BENCHMARK 70 Handicap - 3200m



01 November 2022 - 15:00

Track Rating: Good 4, Weather: , Rail Position: +1m 1800m-350m; True Remainder

Section	2600m	2400m	2200m	2000m	1800m	1600m	1400m	1200m	1000m	800m	600m	400m	200m
Section Times	2:56.84 [2] (0:12.53)	2:44.31 [2] (0:12.57)	2:31.74 [2] (0:12.04)	2:19.70 [1] (0:12.23)	2:07.47 [1] (0:12.82)	1:54.65 [1] (0:13.11)	1:41.54 [1] (0:13.09)	1:28.45 [3] (0:12.47)	1:15.98 [3] (0:12.95)	1:03.03 [4] (0:13.70)	0:49.33 [8] (0:14.96)	0:34.37 [8] (0:16.52)	0:17.85 [8] (0:17.85)
Average Speed [km/h]	57.5	57.2	59.8	58.9	56.4	55.1	55.1	57.8	55.6	52.3	47.8	43.6	40.5
Top Speed [km/h]	59.5	59.5	60.6	60.2	56.9	56.4	57.0	58.3	57.0	54.2	50.2	45.2	43.3
Avg. Dist. to Rail [m]	0.3	0.3	1.6	0.5	0.9	0.7	0.9	0.9	0.3	1.0	1.1	1.3	0.9
Avg. Stride Freq. [Hz]	2.0	2.0	2.1	2.1	2.0	2.0	2.0	2.1	2.0	2.0	1.9	1.9	1.8
Avg. Stride Length [m]	7.9	7.9	8.0	7.9	7.9	7.8	7.7	7.8	7.6	7.3	6.9	6.5	6.2



- [] Ranking at each section and finish
- .-.- No data available at this section
- NA No data available