



Sunshine Coast QLD Professional

Race 5: COSY PET BEDS BM55 Handicap - 2200m

01 November 2022 - 15:17



Track Rating: Soft 5, Weather: Light Rain, Rail Position: +5m Entire

Section		Overall	2000m	1800m	1600m	1400m	1200m	1000m	Last 600m				
Field Times		2:21.28 (0:15.30)	2:05.98 (0:12.17)	1:53.81 (0:12.62)	1:41.19 (0:12.44)	1:28.75 (0:12.62)	1:16.13 (0:12.86)	1:03.27 (0:13.02)	0:37.44				
Rank	TAB Horse/Jockey	Barrier	Top Speed [km/h]	Fastest Section									Distance Travelled [m]
1	4 SIMON SAYS Luke Tarrant	6	60.9 400m	0:12.00 400m	2:21.28 [1] (0:15.95)	2:05.33 [4] (0:12.18)	1:53.15 [4] (0:12.59)	1:40.56 [4] (0:12.55)	1:28.01 [4] (0:12.66)	1:15.35 [4] (0:12.92)	1:02.43 [4] (0:12.77)	0:37.11	
2	3 QUOTANT Melea Castle	1	61.0 Overall	0:12.17 2000m	2:21.34 [2] (0:15.30)	2:06.04 [1] (0:12.17)	1:53.87 [1] (0:12.62)	1:41.25 [1] (0:12.44)	1:28.81 [1] (0:12.62)	1:16.19 [1] (0:12.86)	1:03.33 [1] (0:13.02)	0:37.50	-6
3	10 ALLUDERE Matthew Powell	9	61.3 400m	0:12.03 400m	2:21.53 [3] (0:16.20)	2:05.33 [5] (0:12.14)	1:53.19 [5] (0:12.54)	1:40.65 [5] (0:12.53)	1:28.12 [5] (0:12.63)	1:15.49 [5] (0:12.89)	1:02.60 [5] (0:12.81)	0:37.17	-8
4	5 DELAYED LAUNCH Cody Collis	12	61.7 600m	0:12.12 600m	2:21.55 [4] (0:16.60)	2:04.95 [7] (0:12.37)	1:52.58 [7] (0:12.22)	1:40.36 [7] (0:12.53)	1:27.83 [7] (0:12.76)	1:15.07 [7] (0:12.83)	1:02.24 [7] (0:12.89)	0:36.98	-6
5	1 SOOBPURB DANCER Craig Robertson	4	60.1 Overall	0:12.20 2000m	2:21.67 [5] (0:15.61)	2:06.06 [2] (0:12.20)	1:53.86 [2] (0:12.61)	1:41.25 [2] (0:12.58)	1:28.67 [2] (0:12.64)	1:16.03 [2] (0:12.94)	1:03.09 [2] (0:12.75)	0:37.71	+0
6	12 GULLFOSS Tiffani Brooker	2	60.9 Overall	0:12.16 2000m	2:21.94 [6] (0:15.82)	2:06.12 [3] (0:12.16)	1:53.96 [3] (0:12.57)	1:41.39 [3] (0:12.60)	1:28.79 [3] (0:12.61)	1:16.18 [3] (0:12.90)	1:03.28 [3] (0:12.87)	0:37.80	-7
7	9 PETRILLO Justin Huxtable	11	60.9 2000m	0:12.15 2000m	2:23.85 [7] (0:16.26)	2:07.59 [6] (0:12.15)	1:55.44 [6] (0:12.64)	1:42.80 [6] (0:12.57)	1:30.23 [6] (0:12.63)	1:17.60 [6] (0:12.83)	1:04.77 [6] (0:12.79)	0:39.34	-1

Scratched: Grand Shanghai (#6), Jabbar (#2), Lucamour (#8), Beg Me (#7), Enolaba (#11), Recall Events (#13)

[] Ranking at each section and finish
 -:-:- No data available at this section
 NA No data available

SCN Saddle cloth number
 DNF Did not finish
 DNT Did not track

Track Rating: Soft 5, Weather: Light Rain, Rail Position: +5m Entire

Section										Last 600m	
Field Times		800m		600m		400m		200m		0:37.44	
		0:50.25 (0:12.81)		0:37.44 (0:12.45)		0:24.99 (0:12.20)		0:12.79 (0:12.79)			
Rank	TAB	Horse/Jockey	Barrier	Top Speed [km/h]	Fastest Section	Margin				Distance Travelled [m]	
1	4	SIMON SAYS Luke Tarrant	6	60.9 400m	0:12.00 400m	0:49.66 [4] (0:12.55)	0:37.11 [4] (0:12.43)	0:24.68 [4] (0:12.00)	0:12.68 [2] (0:12.68)	2:21.28	0:37.11
2	3	QUOTANT Melea Castle	1	61.0 Overall	0:12.17 2000m	0:50.31 [1] (0:12.81)	0:37.50 [1] (0:12.45)	0:25.05 [1] (0:12.20)	0:12.85 [1] (0:12.85)	0.05L	0:37.50 -6
3	10	ALLUDERE Matthew Powell	9	61.3 400m	0:12.03 400m	0:49.79 [5] (0:12.62)	0:37.17 [5] (0:12.39)	0:24.78 [6] (0:12.03)	0:12.75 [6] (0:12.75)	0.24L	0:37.17 -8
4	5	DELAYED LAUNCH Cody Collis	12	61.7 600m	0:12.12 600m	0:49.35 [7] (0:12.37)	0:36.98 [7] (0:12.12)	0:24.86 [5] (0:12.12)	0:12.74 [5] (0:12.74)	0.27L	0:36.98 -6
5	1	SOOBPURB DANCER Craig Robertson	4	60.1 Overall	0:12.20 2000m	0:50.34 [2] (0:12.63)	0:37.71 [2] (0:12.45)	0:25.26 [2] (0:12.22)	0:13.04 [3] (0:13.04)	0.38L	0:37.71 +0
6	12	GULLFOSS Tiffani Brooker	2	60.9 Overall	0:12.16 2000m	0:50.41 [3] (0:12.61)	0:37.80 [3] (0:12.43)	0:25.37 [3] (0:12.23)	0:13.14 [4] (0:13.14)	0.66L	0:37.80 -7
7	9	PETRILLO Justin Huxtable	11	60.9 2000m	0:12.15 2000m	0:51.98 [6] (0:12.64)	0:39.34 [6] (0:12.55)	0:26.79 [7] (0:12.60)	0:14.19 [7] (0:14.19)	2.57L	0:39.34 -1

Scratched: Grand Shanghai (#6), Jabbar (#2), Lucamour (#8), Beg Me (#7), Enolaba (#11), Recall Events (#13)



Horse/Jockey Name	Simon Says
Final Rank	1
Fastest Section Time (Section)	0:12.00 (400m)
Top Speed [km/h] (Section)	60.9 (400m)
Race State	Finished



Sunshine Coast QLD Professional

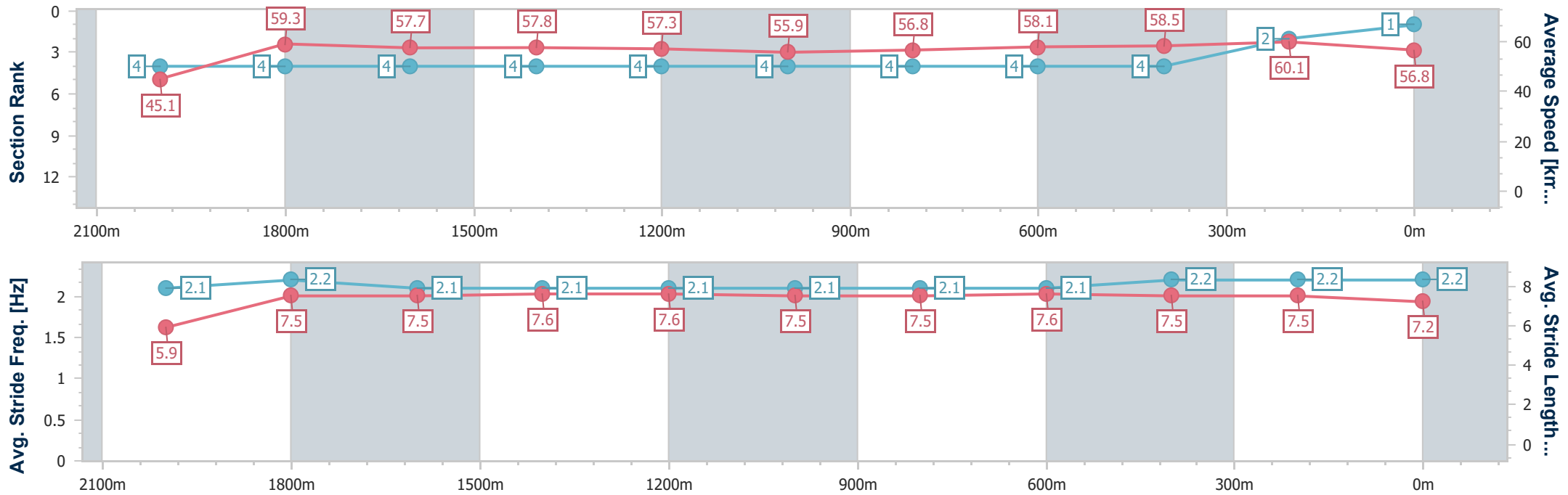
Race 5: COSY PET BEDS BM55 Handicap - 2200m



01 November 2022 - 15:17

Track Rating: Soft 5, Weather: Light Rain, Rail Position: +5m Entire

Section	Overall	2000m	1800m	1600m	1400m	1200m	1000m	800m	600m	400m	200m
Section Times	2:21.28 [1] (0:15.95)	2:05.33 [4] (0:12.18)	1:53.15 [4] (0:12.59)	1:40.56 [4] (0:12.55)	1:28.01 [4] (0:12.66)	1:15.35 [4] (0:12.92)	1:02.43 [4] (0:12.77)	0:49.66 [4] (0:12.55)	0:37.11 [4] (0:12.43)	0:24.68 [4] (0:12.00)	0:12.68 [2] (0:12.68)
Average Speed [km/h]	45.1	59.3	57.7	57.8	57.3	55.9	56.8	58.1	58.5	60.1	56.8
Top Speed [km/h]	60.2	60.4	58.3	59.1	58.9	57.1	58.0	59.3	60.7	60.9	58.4
Avg. Dist. to Rail [m]	4.8	1.0	1.5	2.8	3.0	3.4	3.0	2.3	1.7	3.8	3.9
Avg. Stride Freq. [Hz]	2.1	2.2	2.1	2.1	2.1	2.1	2.1	2.1	2.2	2.2	2.2
Avg. Stride Length [m]	5.9	7.5	7.5	7.6	7.6	7.5	7.5	7.6	7.5	7.5	7.2



- [] Ranking at each section and finish
- .-.- No data available at this section
- NA No data available



Horse/Jockey Name	Quotant
Final Rank	2
Fastest Section Time (Section)	0:12.17 (2000m)
Top Speed [km/h] (Section)	61.0 (Overall)
Race State	Finished



Sunshine Coast QLD Professional

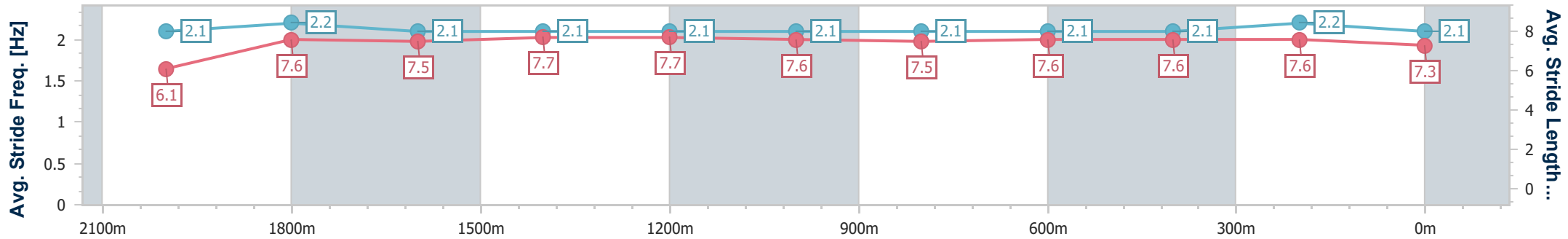
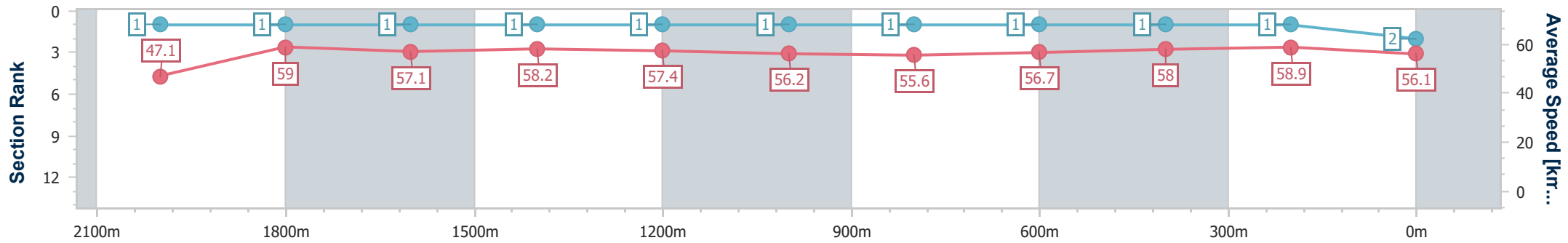
Race 5: COSY PET BEDS BM55 Handicap - 2200m



01 November 2022 - 15:17

Track Rating: Soft 5, Weather: Light Rain, Rail Position: +5m Entire

Section	Overall	2000m	1800m	1600m	1400m	1200m	1000m	800m	600m	400m	200m
Section Times	2:21.34 [2] (0:15.30)	2:06.04 [1] (0:12.17)	1:53.87 [1] (0:12.62)	1:41.25 [1] (0:12.44)	1:28.81 [1] (0:12.62)	1:16.19 [1] (0:12.86)	1:03.33 [1] (0:13.02)	0:50.31 [1] (0:12.81)	0:37.50 [1] (0:12.45)	0:25.05 [1] (0:12.20)	0:12.85 [1] (0:12.85)
Average Speed [km/h]	47.1	59.0	57.1	58.2	57.4	56.2	55.6	56.7	58.0	58.9	56.1
Top Speed [km/h]	61.0	60.5	57.7	59.2	58.8	56.4	56.5	57.1	59.0	59.4	58.2
Avg. Dist. to Rail [m]	2.8	0.3	0.5	2.1	2.6	2.6	2.4	1.4	0.3	0.6	1.7
Avg. Stride Freq. [Hz]	2.1	2.2	2.1	2.1	2.1	2.1	2.1	2.1	2.1	2.2	2.1
Avg. Stride Length [m]	6.1	7.6	7.5	7.7	7.7	7.6	7.5	7.6	7.6	7.6	7.3



- [] Ranking at each section and finish
- .-.- No data available at this section
- NA No data available



Horse/Jockey Name	Alludere
Final Rank	3
Fastest Section Time (Section)	0:12.03 (400m)
Top Speed [km/h] (Section)	61.3 (400m)
Race State	Finished



Sunshine Coast QLD Professional

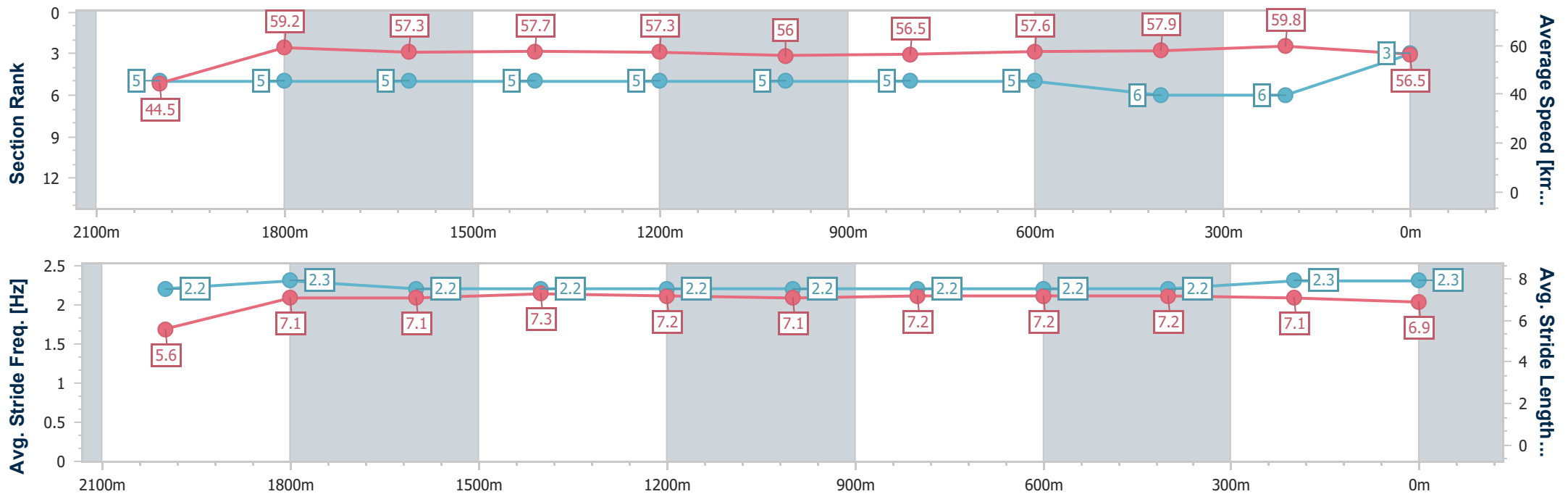
Race 5: COSY PET BEDS BM55 Handicap - 2200m



01 November 2022 - 15:17

Track Rating: Soft 5, Weather: Light Rain, Rail Position: +5m Entire

Section	Overall	2000m	1800m	1600m	1400m	1200m	1000m	800m	600m	400m	200m
Section Times	2:21.53 [3] (0:16.20)	2:05.33 [5] (0:12.14)	1:53.19 [5] (0:12.54)	1:40.65 [5] (0:12.53)	1:28.12 [5] (0:12.63)	1:15.49 [5] (0:12.89)	1:02.60 [5] (0:12.81)	0:49.79 [5] (0:12.62)	0:37.17 [5] (0:12.39)	0:24.78 [6] (0:12.03)	0:12.75 [6] (0:12.75)
Average Speed [km/h]	44.5	59.2	57.3	57.7	57.3	56.0	56.5	57.6	57.9	59.8	56.5
Top Speed [km/h]	60.8	61.1	58.3	58.8	58.3	57.6	58.0	58.8	60.2	61.3	59.3
Avg. Dist. to Rail [m]	4.3	0.7	0.4	1.6	2.1	2.2	2.0	1.5	0.8	1.4	4.4
Avg. Stride Freq. [Hz]	2.2	2.3	2.2	2.2	2.2	2.2	2.2	2.2	2.2	2.3	2.3
Avg. Stride Length [m]	5.6	7.1	7.1	7.3	7.2	7.1	7.2	7.2	7.2	7.1	6.9



- [] Ranking at each section and finish
- .-.- No data available at this section
- NA No data available



Horse/Jockey Name	Delayed Launch
Final Rank	4
Fastest Section Time (Section)	0:12.12 (600m)
Top Speed [km/h] (Section)	61.7 (600m)
Race State	Finished



Sunshine Coast QLD Professional

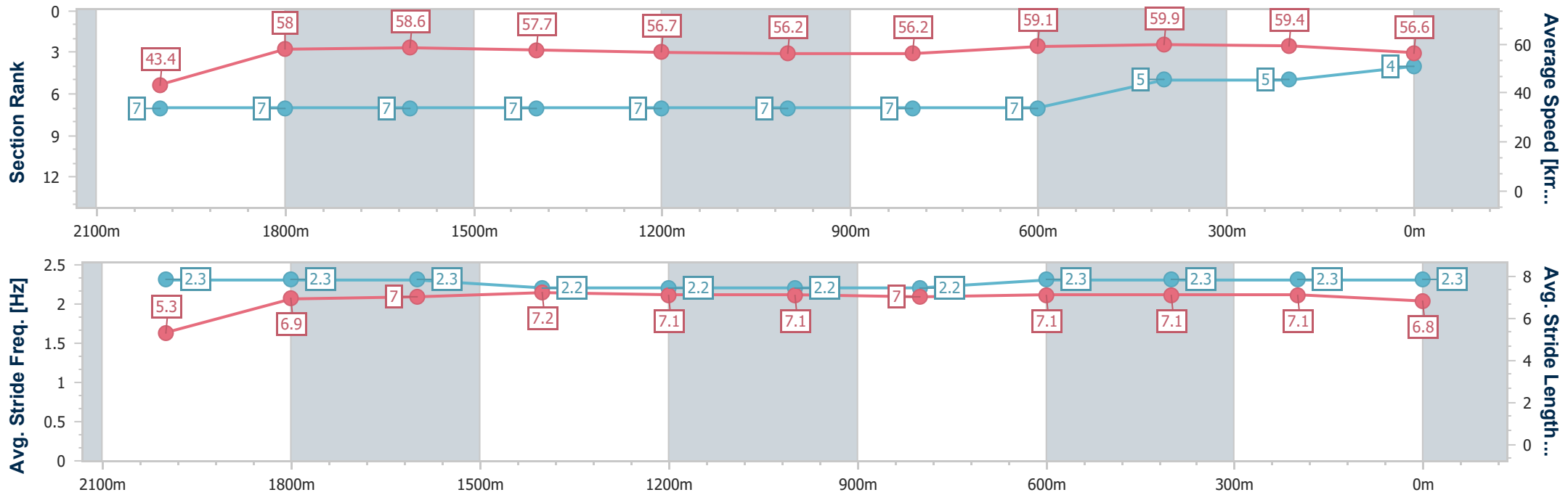
Race 5: COSY PET BEDS BM55 Handicap - 2200m



01 November 2022 - 15:17

Track Rating: Soft 5, Weather: Light Rain, Rail Position: +5m Entire

Section	Overall	2000m	1800m	1600m	1400m	1200m	1000m	800m	600m	400m	200m
Section Times	2:21.55 [4] (0:16.60)	2:04.95 [7] (0:12.37)	1:52.58 [7] (0:12.22)	1:40.36 [7] (0:12.53)	1:27.83 [7] (0:12.76)	1:15.07 [7] (0:12.83)	1:02.24 [7] (0:12.89)	0:49.35 [7] (0:12.37)	0:36.98 [7] (0:12.12)	0:24.86 [5] (0:12.12)	0:12.74 [5] (0:12.74)
Average Speed [km/h]	43.4	58.0	58.6	57.7	56.7	56.2	56.2	59.1	59.9	59.4	56.6
Top Speed [km/h]	57.4	59.6	59.9	58.4	58.6	57.5	58.9	61.1	61.7	61.2	59.2
Avg. Dist. to Rail [m]	5.5	0.7	0.8	1.5	2.0	2.3	2.5	2.6	1.2	3.3	5.7
Avg. Stride Freq. [Hz]	2.3	2.3	2.3	2.2	2.2	2.2	2.2	2.3	2.3	2.3	2.3
Avg. Stride Length [m]	5.3	6.9	7.0	7.2	7.1	7.1	7.0	7.1	7.1	7.1	6.8



- [] Ranking at each section and finish
- .-.- No data available at this section
- NA No data available



Horse/Jockey Name	Soobpurb Dancer
Final Rank	5
Fastest Section Time (Section)	0:12.20 (2000m)
Top Speed [km/h] (Section)	60.1 (Overall)
Race State	Finished



Sunshine Coast QLD Professional

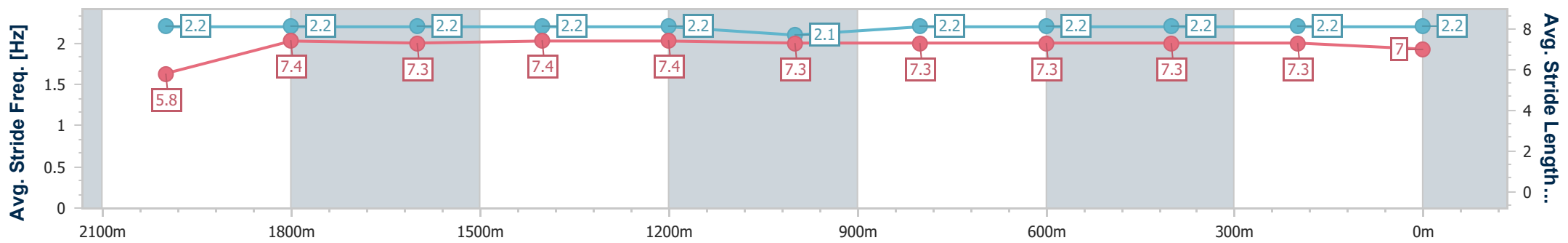
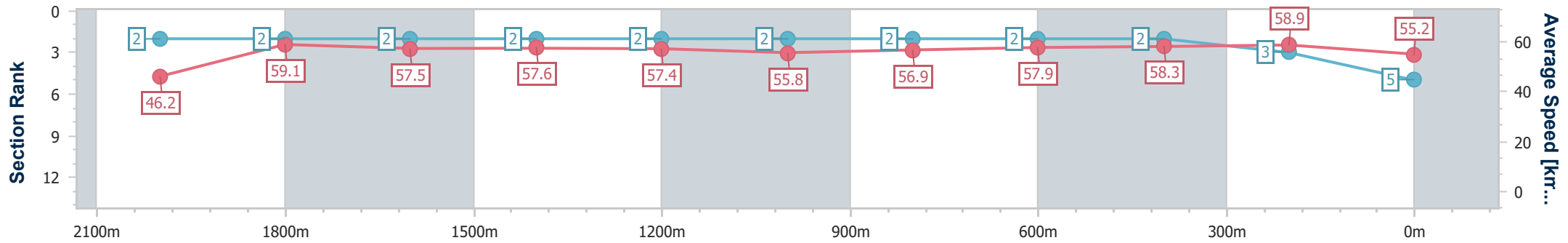
Race 5: COSY PET BEDS BM55 Handicap - 2200m



01 November 2022 - 15:17

Track Rating: Soft 5, Weather: Light Rain, Rail Position: +5m Entire

Section	Overall	2000m	1800m	1600m	1400m	1200m	1000m	800m	600m	400m	200m
Section Times	2:21.67 [5] (0:15.61)	2:06.06 [2] (0:12.20)	1:53.86 [2] (0:12.61)	1:41.25 [2] (0:12.58)	1:28.67 [2] (0:12.64)	1:16.03 [2] (0:12.94)	1:03.09 [2] (0:12.75)	0:50.34 [2] (0:12.63)	0:37.71 [2] (0:12.45)	0:25.26 [2] (0:12.22)	0:13.04 [3] (0:13.04)
Average Speed [km/h]	46.2	59.1	57.5	57.6	57.4	55.8	56.9	57.9	58.3	58.9	55.2
Top Speed [km/h]	60.1	59.9	58.5	58.7	58.2	57.4	58.4	58.6	59.6	59.5	58.0
Avg. Dist. to Rail [m]	4.1	0.6	1.3	2.8	3.3	3.5	3.1	2.6	1.4	2.4	3.0
Avg. Stride Freq. [Hz]	2.2	2.2	2.2	2.2	2.2	2.1	2.2	2.2	2.2	2.2	2.2
Avg. Stride Length [m]	5.8	7.4	7.3	7.4	7.4	7.3	7.3	7.3	7.3	7.3	7.0



- [] Ranking at each section and finish
- .-.- No data available at this section
- NA No data available



Horse/Jockey Name	Gullfoss
Final Rank	6
Fastest Section Time (Section)	0:12.16 (2000m)
Top Speed [km/h] (Section)	60.9 (Overall)
Race State	Finished



Sunshine Coast QLD Professional

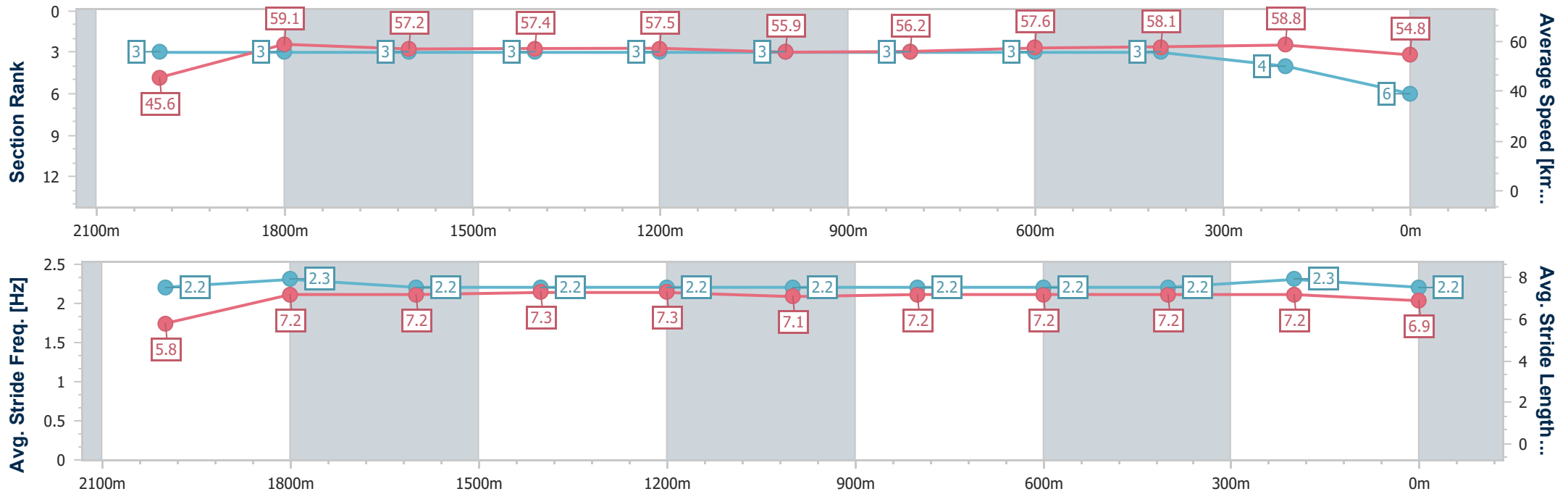
Race 5: COSY PET BEDS BM55 Handicap - 2200m



01 November 2022 - 15:17

Track Rating: Soft 5, Weather: Light Rain, Rail Position: +5m Entire

Section	Overall	2000m	1800m	1600m	1400m	1200m	1000m	800m	600m	400m	200m
Section Times	2:21.94 [6] (0:15.82)	2:06.12 [3] (0:12.16)	1:53.96 [3] (0:12.57)	1:41.39 [3] (0:12.60)	1:28.79 [3] (0:12.61)	1:16.18 [3] (0:12.90)	1:03.28 [3] (0:12.87)	0:50.41 [3] (0:12.61)	0:37.80 [3] (0:12.43)	0:25.37 [3] (0:12.23)	0:13.14 [4] (0:13.14)
Average Speed [km/h]	45.6	59.1	57.2	57.4	57.5	55.9	56.2	57.6	58.1	58.8	54.8
Top Speed [km/h]	60.9	60.7	58.1	58.4	58.0	56.8	57.4	58.2	58.7	59.7	57.3
Avg. Dist. to Rail [m]	3.2	0.3	0.3	1.7	2.1	2.1	2.0	1.3	0.4	1.1	2.4
Avg. Stride Freq. [Hz]	2.2	2.3	2.2	2.2	2.2	2.2	2.2	2.2	2.2	2.3	2.2
Avg. Stride Length [m]	5.8	7.2	7.2	7.3	7.3	7.1	7.2	7.2	7.2	7.2	6.9



- [] Ranking at each section and finish
- .-.- No data available at this section
- NA No data available



Horse/Jockey Name	Petrillo
Final Rank	7
Fastest Section Time (Section)	0:12.15 (2000m)
Top Speed [km/h] (Section)	60.9 (2000m)
Race State	Finished



Sunshine Coast QLD Professional

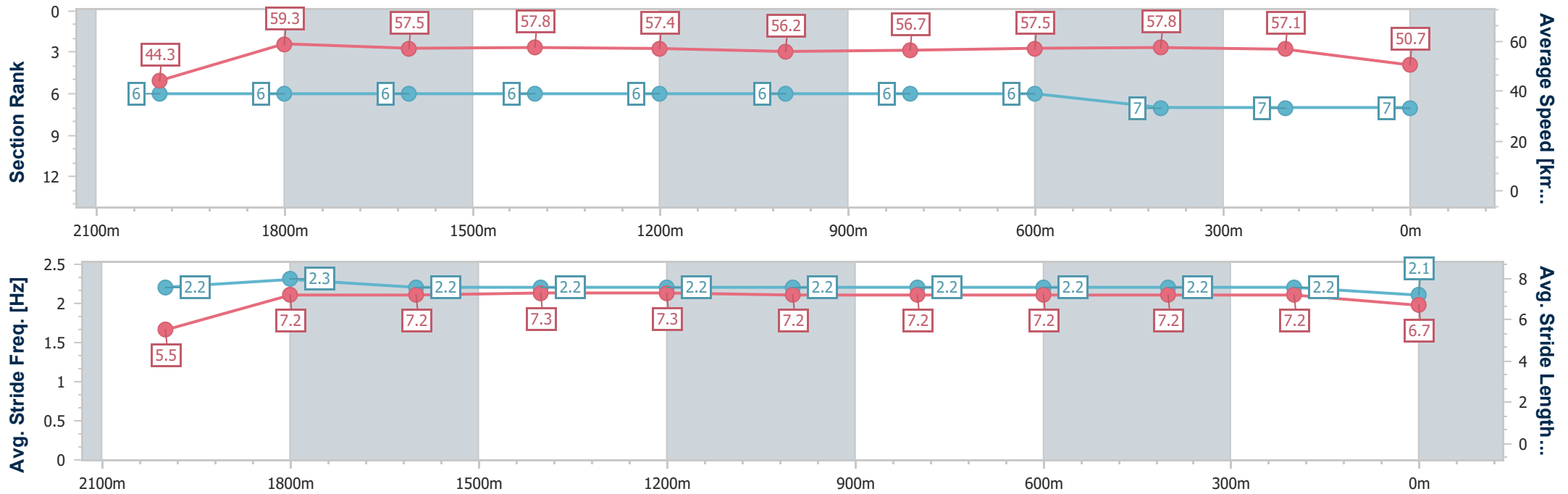
Race 5: COSY PET BEDS BM55 Handicap - 2200m



01 November 2022 - 15:17

Track Rating: Soft 5, Weather: Light Rain, Rail Position: +5m Entire

Section	Overall	2000m	1800m	1600m	1400m	1200m	1000m	800m	600m	400m	200m
Section Times	2:23.85 [7] (0:16.26)	2:07.59 [6] (0:12.15)	1:55.44 [6] (0:12.64)	1:42.80 [6] (0:12.57)	1:30.23 [6] (0:12.63)	1:17.60 [6] (0:12.83)	1:04.77 [6] (0:12.79)	0:51.98 [6] (0:12.64)	0:39.34 [6] (0:12.55)	0:26.79 [7] (0:12.60)	0:14.19 [7] (0:14.19)
Average Speed [km/h]	44.3	59.3	57.5	57.8	57.4	56.2	56.7	57.5	57.8	57.1	50.7
Top Speed [km/h]	60.3	60.9	58.9	58.3	58.5	57.6	57.9	59.5	58.8	58.0	55.1
Avg. Dist. to Rail [m]	4.4	0.2	1.6	3.1	3.1	3.0	2.7	1.7	1.5	3.7	3.6
Avg. Stride Freq. [Hz]	2.2	2.3	2.2	2.2	2.2	2.2	2.2	2.2	2.2	2.2	2.1
Avg. Stride Length [m]	5.5	7.2	7.2	7.3	7.3	7.2	7.2	7.2	7.2	7.2	6.7



- [] Ranking at each section and finish
- .-.- No data available at this section
- NA No data available