

Track Rating: Soft 5, Weather: Fine, Rail Position: +6m Entire

Section													Last 600m	
Field Times		Overall	1000m	800m	600m	400m	200m						0:34.42	
		1:03.83 (0:08.19)	0:55.64 (0:10.63)	0:45.01 (0:10.59)	0:34.42 (0:11.24)	0:23.18 (0:11.45)	0:11.73 (0:11.73)							
Rank	TAB	Horse/Jockey	Barrier	Top Speed [km/h]	Fastest Section							Margin	Distance Travelled [m]	
1	2	CIRCULARITY Ben Thompson	6	70.0 1000m	0:08.45 Overall	1:03.83 [1] (0:08.45)	0:55.38 [5] (0:10.50)	0:44.88 [2] (0:10.60)	0:34.28 [2] (0:11.16)	0:23.12 [2] (0:11.48)	0:11.64 [2] (0:11.64)	1:03.83	0:34.28	
2	1	LUSKIN HERO Adin Thompson	4	67.8 1000m	0:08.36 Overall	1:03.84 [2] (0:08.36)	0:55.48 [4] (0:10.86)	0:44.62 [5] (0:10.80)	0:33.82 [5] (0:11.11)	0:22.71 [6] (0:11.28)	0:11.43 [5] (0:11.43)	0.1L	0:33.82 +3	
3	5	WUDDACUDDASHUDDA James Orman	1	68.8 1000m	0:08.19 Overall	1:03.96 [3] (0:08.19)	0:55.77 [1] (0:10.63)	0:45.14 [1] (0:10.59)	0:34.55 [1] (0:11.24)	0:23.31 [1] (0:11.45)	0:11.86 [1] (0:11.86)	0.6L	0:34.55 -3	
4	4	DOCTOR TEEKAY Kyle Wilson-Taylor	5	68.1 1000m	0:08.68 Overall	1:04.03 [4] (0:08.68)	0:55.35 [6] (0:10.74)	0:44.61 [6] (0:10.75)	0:33.86 [6] (0:10.85)	0:23.01 [5] (0:11.21)	0:11.80 [3] (0:11.80)	0.9L	0:33.86 -9	
5	6	KEETA Nathan Thomas	3	69.3 1000m	0:08.36 Overall	1:04.22 [5] (0:08.36)	0:55.86 [2] (0:10.63)	0:45.23 [3] (0:10.63)	0:34.60 [3] (0:11.22)	0:23.38 [3] (0:11.43)	0:11.95 [4] (0:11.95)	1.9L	0:34.60 -2	
6	7	STORM ATTACK Madeleine Wishart	2	68.0 1000m	0:08.38 Overall	1:04.74 [6] (0:08.38)	0:56.36 [3] (0:10.82)	0:45.54 [4] (0:10.79)	0:34.75 [4] (0:10.97)	0:23.78 [4] (0:11.54)	0:12.24 [6] (0:12.24)	4.9L	0:34.75 +0	

Scratched: Abdicating (#3)



Horse/Jockey Name	Circularity
Final Rank	1
Fastest Section Time (Section)	0:08.45 (Overall)
Top Speed [km/h] (Section)	70.0 (1000m)
Race State	Finished



Ipswich QLD Professional

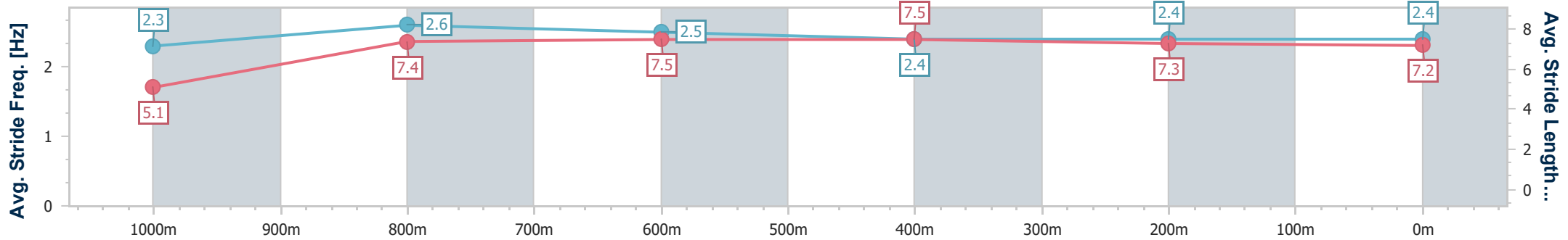
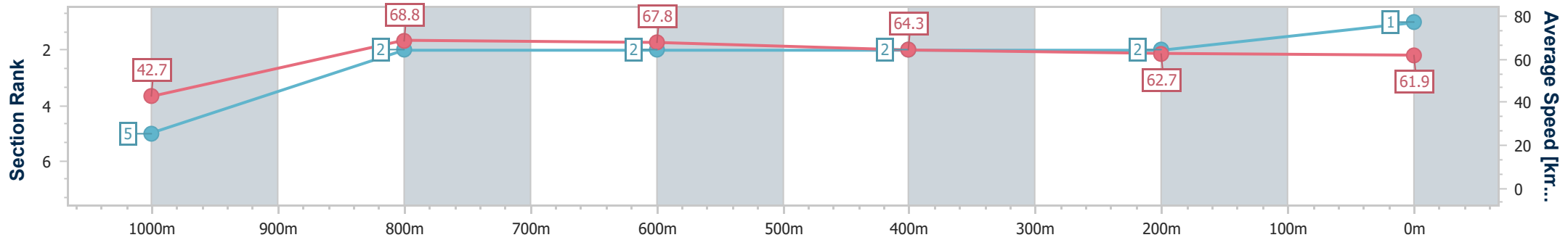
Race 2: TAB Class 4 Handicap - 1100m

09 November 2022 - 13:53



Track Rating: Soft 5, Weather: Fine, Rail Position: +6m Entire

Section	Overall	1000m	800m	600m	400m	200m
Section Times	1:03.83 [1] (0:08.45)	0:55.38 [5] (0:10.50)	0:44.88 [2] (0:10.60)	0:34.28 [2] (0:11.16)	0:23.12 [2] (0:11.48)	0:11.64 [2] (0:11.64)
Average Speed [km/h]	42.7	68.8	67.8	64.3	62.7	61.9
Top Speed [km/h]	64.6	70.0	69.7	65.4	63.9	63.8
Avg. Dist. to Rail [m]	8.4	2.2	0.7	0.9	0.7	1.5
Avg. Stride Freq. [Hz]	2.3	2.6	2.5	2.4	2.4	2.4
Avg. Stride Length [m]	5.1	7.4	7.5	7.5	7.3	7.2



- [] Ranking at each section and finish
- .-.- No data available at this section
- NA No data available



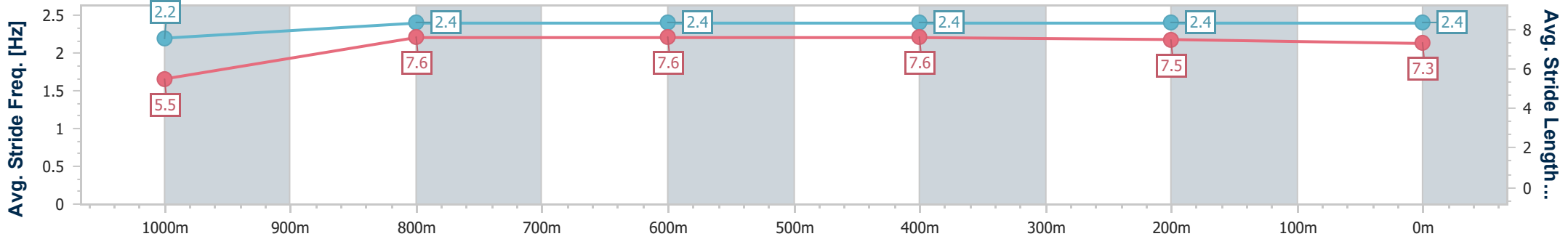
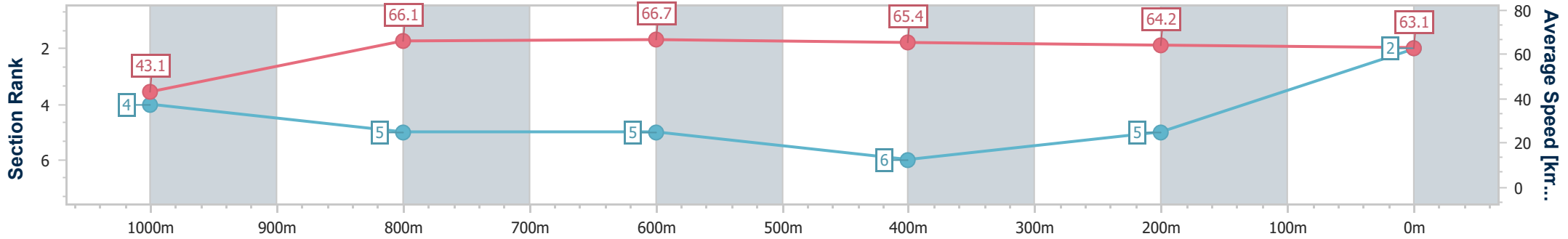
Horse/Jockey Name	Luskin Hero
Final Rank	2
Fastest Section Time (Section)	0:08.36 (Overall)
Top Speed [km/h] (Section)	67.8 (1000m)
Race State	Finished



Ipswich QLD Professional
 Race 2: TAB Class 4 Handicap - 1100m
 09 November 2022 - 13:53
 Track Rating: Soft 5, Weather: Fine, Rail Position: +6m Entire



Section	Overall	1000m	800m	600m	400m	200m
Section Times	1:03.84 [2] (0:08.36)	0:55.48 [4] (0:10.86)	0:44.62 [5] (0:10.80)	0:33.82 [5] (0:11.11)	0:22.71 [6] (0:11.28)	0:11.43 [5]
Average Speed [km/h]	43.1	66.1	66.7	65.4	64.2	63.1
Top Speed [km/h]	62.9	67.8	67.6	67.0	65.0	65.3
Avg. Dist. to Rail [m]	4.9	1.2	0.5	1.9	1.6	2.6
Avg. Stride Freq. [Hz]	2.2	2.4	2.4	2.4	2.4	2.4
Avg. Stride Length [m]	5.5	7.6	7.6	7.6	7.5	7.3



- [] Ranking at each section and finish
- .-.- No data available at this section
- NA No data available



Horse/Jockey Name	Wuddacuddashudda
Final Rank	3
Fastest Section Time (Section)	0:08.19 (Overall)
Top Speed [km/h] (Section)	68.8 (1000m)
Race State	Finished



Ipswich QLD Professional

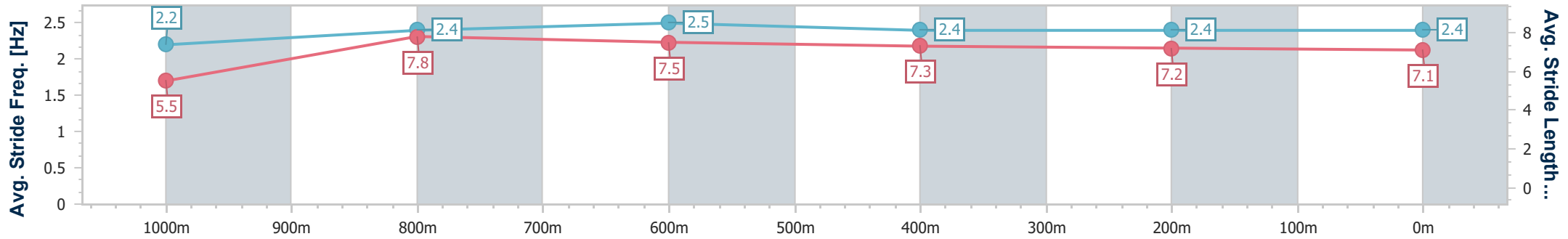
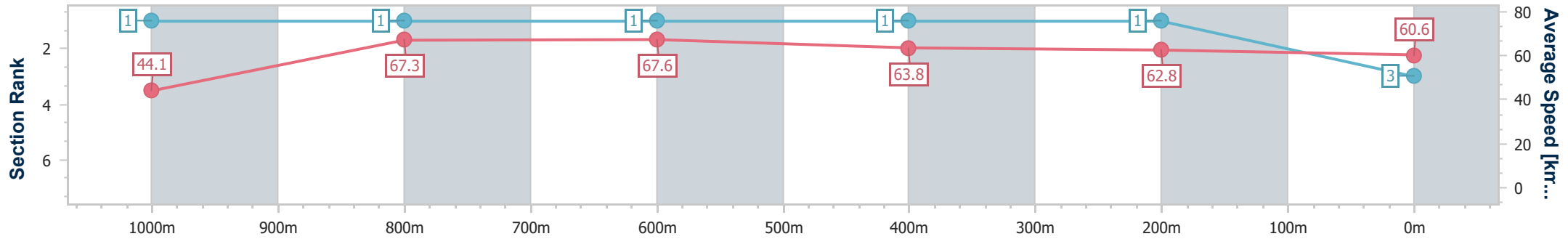
Race 2: TAB Class 4 Handicap - 1100m

09 November 2022 - 13:53



Track Rating: Soft 5, Weather: Fine, Rail Position: +6m Entire

Section	Overall	1000m	800m	600m	400m	200m
Section Times	1:03.96 [3] (0:08.19)	0:55.77 [1] (0:10.63)	0:45.14 [1] (0:10.59)	0:34.55 [1] (0:11.24)	0:23.31 [1] (0:11.45)	0:11.86 [1] (0:11.86)
Average Speed [km/h]	44.1	67.3	67.6	63.8	62.8	60.6
Top Speed [km/h]	65.8	68.8	68.8	65.5	63.9	64.3
Avg. Dist. to Rail [m]	1.8	2.7	1.5	0.7	0.6	0.8
Avg. Stride Freq. [Hz]	2.2	2.4	2.5	2.4	2.4	2.4
Avg. Stride Length [m]	5.5	7.8	7.5	7.3	7.2	7.1



- [] Ranking at each section and finish
- .-.- No data available at this section
- NA No data available



Horse/Jockey Name	Doctor Teekay
Final Rank	4
Fastest Section Time (Section)	0:08.68 (Overall)
Top Speed [km/h] (Section)	68.1 (1000m)
Race State	Finished



Ipswich QLD Professional

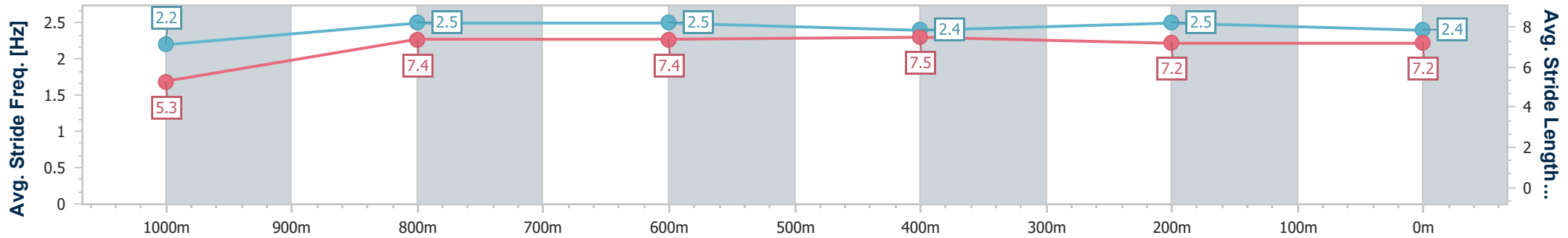
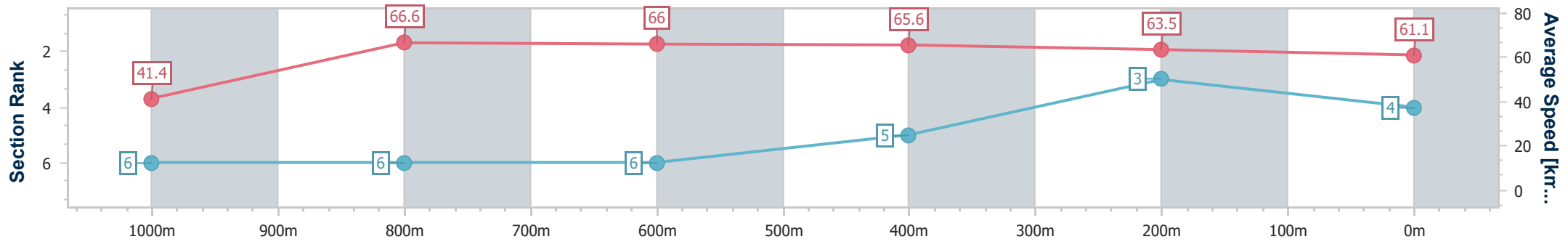
Race 2: TAB Class 4 Handicap - 1100m

09 November 2022 - 13:53



Track Rating: Soft 5, Weather: Fine, Rail Position: +6m Entire

Section	Overall	1000m	800m	600m	400m	200m
Section Times	1:04.03 [4] (0:08.68)	0:55.35 [6] (0:10.74)	0:44.61 [6] (0:10.75)	0:33.86 [6] (0:10.85)	0:23.01 [5] (0:11.21)	0:11.80 [3] (0:11.80)
Average Speed [km/h]	41.4	66.6	66.0	65.6	63.5	61.1
Top Speed [km/h]	62.6	68.1	67.3	66.8	65.3	63.6
Avg. Dist. to Rail [m]	5.5	2.8	3.7	3.1	2.0	0.4
Avg. Stride Freq. [Hz]	2.2	2.5	2.5	2.4	2.5	2.4
Avg. Stride Length [m]	5.3	7.4	7.4	7.5	7.2	7.2



- [] Ranking at each section and finish
- .-.- No data available at this section
- NA No data available



Horse/Jockey Name	Keeta
Final Rank	5
Fastest Section Time (Section)	0:08.36 (Overall)
Top Speed [km/h] (Section)	69.3 (1000m)
Race State	Finished



Ipswich QLD Professional

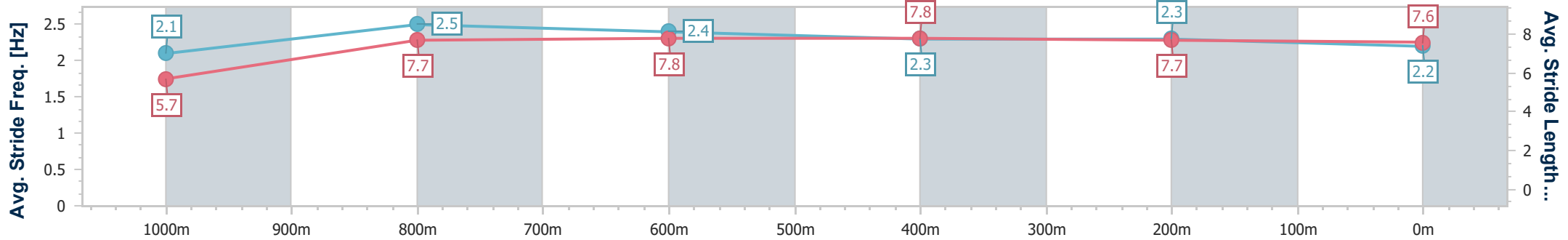
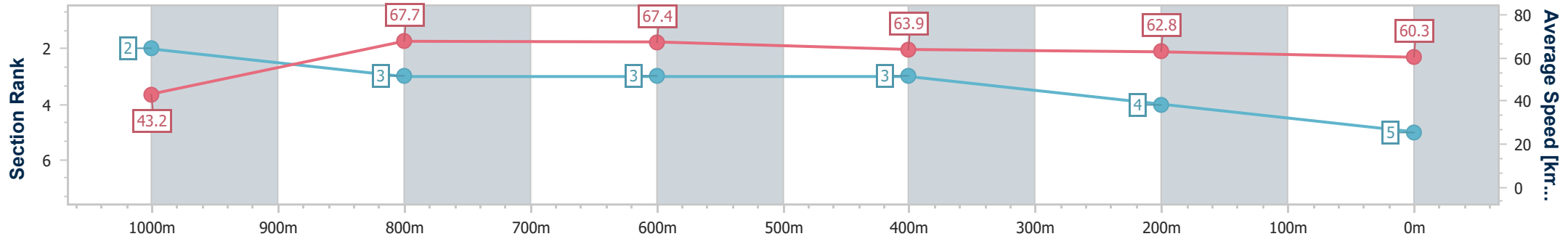
Race 2: TAB Class 4 Handicap - 1100m

09 November 2022 - 13:53



Track Rating: Soft 5, Weather: Fine, Rail Position: +6m Entire

Section	Overall	1000m	800m	600m	400m	200m
Section Times	1:04.22 [5] (0:08.36)	0:55.86 [2] (0:10.63)	0:45.23 [3] (0:10.63)	0:34.60 [3] (0:11.22)	0:23.38 [3] (0:11.43)	0:11.95 [4] (0:11.95)
Average Speed [km/h]	43.2	67.7	67.4	63.9	62.8	60.3
Top Speed [km/h]	64.9	69.3	68.6	65.4	63.6	62.6
Avg. Dist. to Rail [m]	4.8	0.8	1.1	1.0	0.4	0.3
Avg. Stride Freq. [Hz]	2.1	2.5	2.4	2.3	2.3	2.2
Avg. Stride Length [m]	5.7	7.7	7.8	7.8	7.7	7.6



- [] Ranking at each section and finish
- .-.- No data available at this section
- NA No data available



Horse/Jockey Name	Storm Attack
Final Rank	6
Fastest Section Time (Section)	0:08.38 (Overall)
Top Speed [km/h] (Section)	68.0 (1000m)
Race State	Finished



Ipswich QLD Professional

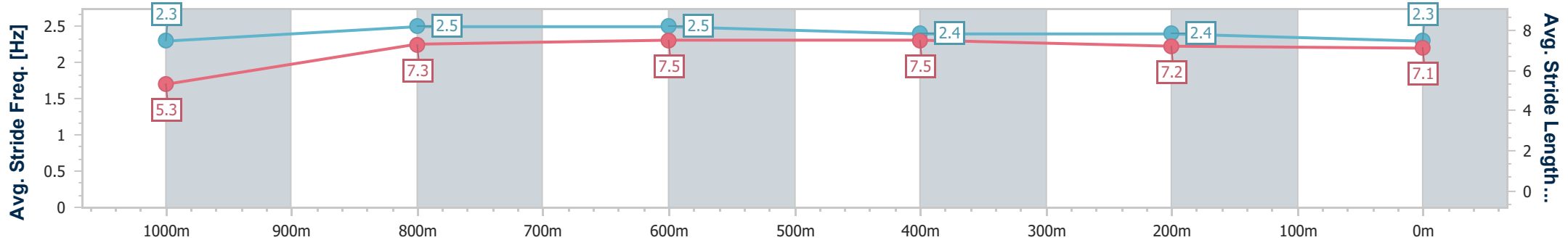
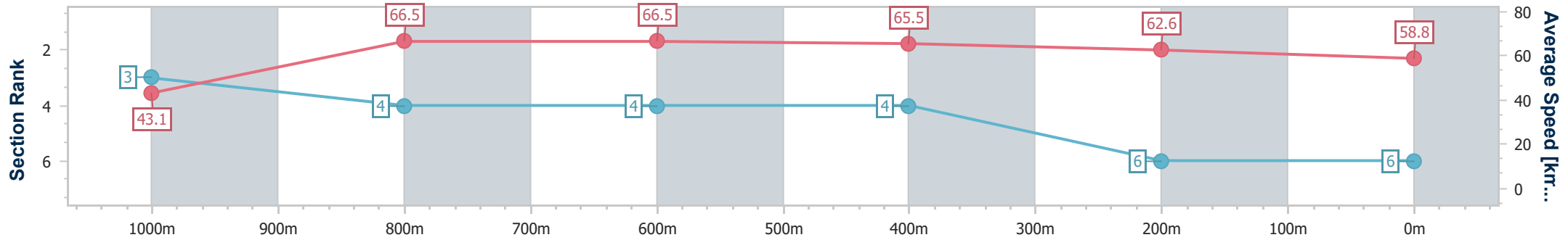
Race 2: TAB Class 4 Handicap - 1100m

09 November 2022 - 13:53



Track Rating: Soft 5, Weather: Fine, Rail Position: +6m Entire

Section	Overall	1000m	800m	600m	400m	200m
Section Times	1:04.74 [6] (0:08.38)	0:56.36 [3] (0:10.82)	0:45.54 [4] (0:10.79)	0:34.75 [4] (0:10.97)	0:23.78 [4] (0:11.54)	0:12.24 [6] (0:12.24)
Average Speed [km/h]	43.1	66.5	66.5	65.5	62.6	58.8
Top Speed [km/h]	63.9	68.0	67.3	67.2	65.0	61.4
Avg. Dist. to Rail [m]	4.1	0.6	0.7	0.4	1.4	3.1
Avg. Stride Freq. [Hz]	2.3	2.5	2.5	2.4	2.4	2.3
Avg. Stride Length [m]	5.3	7.3	7.5	7.5	7.2	7.1



- [] Ranking at each section and finish
- .-.- No data available at this section
- NA No data available