

Track Rating: Soft 5, Weather: Fine, Rail Position: +6m Entire

Section												Last 600m		
Field Times		Overall	1000m	800m	600m	400m	200m						0:34.50	
		(0:08.23)	(0:10.58)	(0:11.21)	(0:11.18)	(0:11.58)	(0:11.74)							
Rank	TAB	Horse/Jockey	Barrier	Top Speed [km/h]	Fastest Section							Margin	Distance Travelled [m]	
1	12	<b>YALLA</b> Angela Jones	8	69.6 1000m	0:08.42 Overall	1:04.52 [1] (0:08.42)	0:56.10 [4] (0:10.66)	0:45.44 [4] (0:11.18)	0:34.26 [5] (0:11.41)	0:22.85 [5] (0:11.45)	0:11.40 [6] (0:11.40)	1:04.52	0:34.26	
2	7	<b>CASSIMIR</b> James Orman	7	71.2 1000m	0:08.40 Overall	1:04.62 [2] (0:08.40)	0:56.22 [3] (0:10.49)	0:45.73 [2] (0:11.23)	0:34.50 [3] (0:11.38)	0:23.12 [3] (0:11.32)	0:11.80 [2] (0:11.80)	0.5L	0:34.50	-4
3	6	<b>SLICK SHOOTER</b> Justin Huxtable	5	69.4 1000m	0:08.64 Overall	1:04.81 [3] (0:08.64)	0:56.17 [7] (0:10.66)	0:45.51 [8] (0:11.11)	0:34.40 [8] (0:11.35)	0:23.05 [6] (0:11.35)	0:11.70 [5] (0:11.70)	1.5L	0:34.40	-2
4	3	<b>LITTLE VISTA</b> Robbie Fradd	4	70.2 1000m	0:08.68 Overall	1:04.88 [4] (0:08.68)	0:56.20 [8] (0:10.59)	0:45.61 [7] (0:10.92)	0:34.69 [4] (0:11.01)	0:23.68 [1] (0:11.58)	0:12.10 [1] (0:12.10)	1.8L	0:34.69	+1
5	9	<b>KING KRYPTOS</b> Andrew Mallyon	9	69.6 1000m	0:08.52 Overall	1:05.12 [5] (0:08.52)	0:56.60 [5] (0:10.63)	0:45.97 [5] (0:11.24)	0:34.73 [7] (0:11.45)	0:23.28 [7] (0:11.45)	0:11.83 [7] (0:11.83)	3.1L	0:34.73	+0
6	10	<b>CONSECRATED</b> Adin Thompson	1	68.8 1000m	0:08.23 Overall	1:05.16 [6] (0:08.23)	0:56.93 [1] (0:10.67)	0:46.26 [3] (0:11.16)	0:35.10 [2] (0:11.45)	0:23.65 [4] (0:11.43)	0:12.22 [3] (0:12.22)	3.3L	0:35.10	-7
7	1	<b>AZURE PRIDE</b> Ben Thompson	6	70.7 1000m	0:08.37 Overall	1:05.35 [7] (0:08.37)	0:56.98 [2] (0:10.44)	0:46.54 [1] (0:11.21)	0:35.33 [1] (0:11.46)	0:23.87 [2] (0:11.56)	0:12.31 [4] (0:12.31)	4.3L	0:35.33	-2
8	14	<b>TIGER FOR LIFE</b> Samantha Collett	3	68.1 800m	0:08.95 Overall	1:05.85 [8] (0:08.95)	0:56.90 [9] (0:10.94)	0:45.96 [9] (0:10.80)	0:35.16 [9] (0:11.49)	0:23.67 [9] (0:11.70)	0:11.97 [9] (0:11.97)	7.1L	0:35.16	-3
9	13	<b>FEE</b> Georgina Cartwright	2	67.6 800m	0:08.53 Overall	1:06.26 [9] (0:08.53)	0:57.73 [6] (0:10.73)	0:47.00 [6] (0:11.06)	0:35.94 [6] (0:11.56)	0:24.38 [8] (0:11.83)	0:12.55 [8] (0:12.55)	9.4L	0:35.94	-5

Scratched: Gyro Raise (#2), Mr Ciccolina (#4), Nutso (#5), Crazy Brave (#8), Secret Cash (#11), Brydelicious (#15)



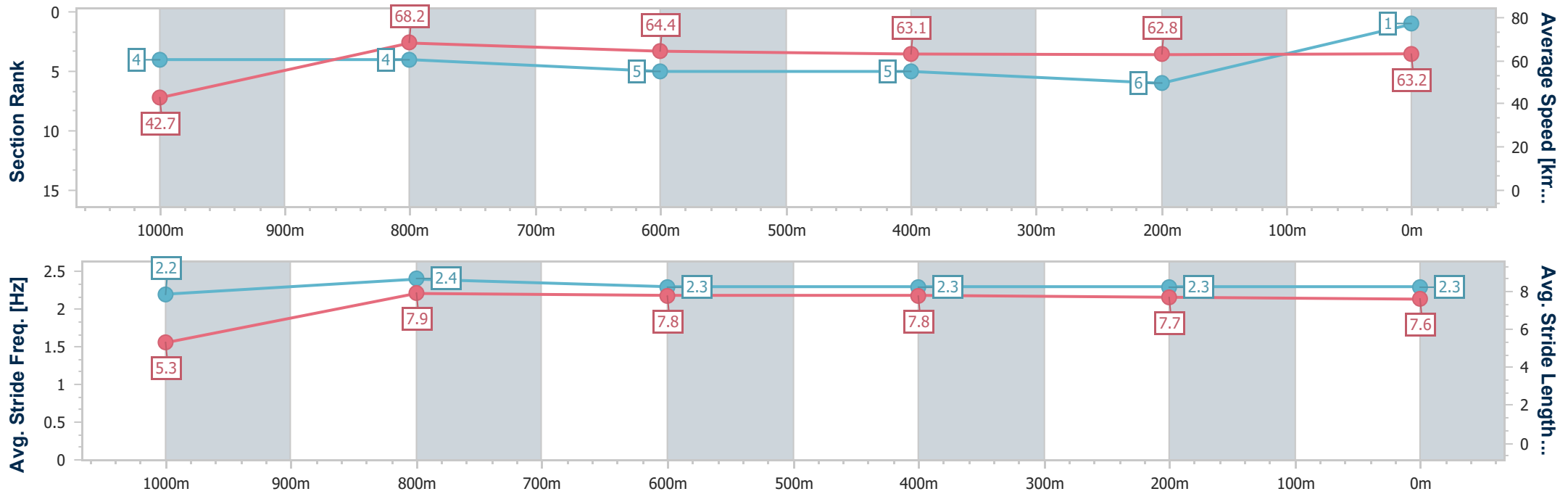
Horse/Jockey Name	Yalla
Final Rank	1
Fastest Section Time (Section)	0:08.42 (Overall)
Top Speed [km/h] (Section)	69.6 (1000m)
Race State	Finished



Ipswich QLD Professional  
 Race 3: KINGSLEY LAWSON LAWYERS Maiden Plate - 1100m  
 09 November 2022 - 14:29  
 Track Rating: Soft 5, Weather: Fine, Rail Position: +6m Entire



Section	Overall	1000m	800m	600m	400m	200m
Section Times	1:04.52 [1] (0:08.42)	0:56.10 [4] (0:10.66)	0:45.44 [4] (0:11.18)	0:34.26 [5] (0:11.41)	0:22.85 [5] (0:11.45)	0:11.40 [6] (0:11.40)
Average Speed [km/h]	42.7	68.2	64.4	63.1	62.8	63.2
Top Speed [km/h]	65.2	69.6	67.6	63.9	63.6	64.2
Avg. Dist. to Rail [m]	10.2	5.0	0.4	0.4	0.9	3.4
Avg. Stride Freq. [Hz]	2.2	2.4	2.3	2.3	2.3	2.3
Avg. Stride Length [m]	5.3	7.9	7.8	7.8	7.7	7.6



- [ ] Ranking at each section and finish
- .-.- No data available at this section
- NA No data available



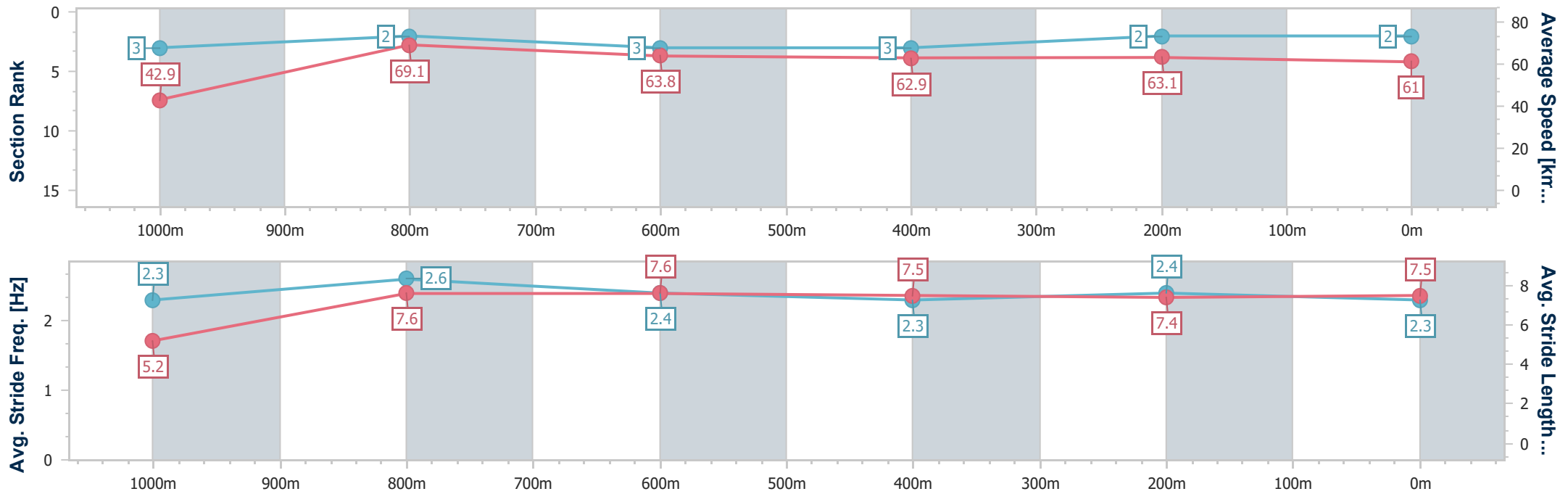
Horse/Jockey Name	Cassimir
Final Rank	2
Fastest Section Time (Section)	0:08.40 (Overall)
Top Speed [km/h] (Section)	71.2 (1000m)
Race State	Finished



Ipswich QLD Professional  
 Race 3: KINGSLEY LAWSON LAWYERS Maiden Plate - 1100m  
 09 November 2022 - 14:29  
 Track Rating: Soft 5, Weather: Fine, Rail Position: +6m Entire



Section	Overall	1000m	800m	600m	400m	200m
Section Times	1:04.62 [2] (0:08.40)	0:56.22 [3] (0:10.49)	0:45.73 [2] (0:11.23)	0:34.50 [3] (0:11.38)	0:23.12 [3] (0:11.32)	0:11.80 [2] (0:11.80)
Average Speed [km/h]	42.9	69.1	63.8	62.9	63.1	61.0
Top Speed [km/h]	68.4	71.2	66.8	64.4	64.2	63.0
Avg. Dist. to Rail [m]	9.2	3.9	0.9	1.5	1.8	0.8
Avg. Stride Freq. [Hz]	2.3	2.6	2.4	2.3	2.4	2.3
Avg. Stride Length [m]	5.2	7.6	7.6	7.5	7.4	7.5



- [ ] Ranking at each section and finish
- .-.- No data available at this section
- NA No data available



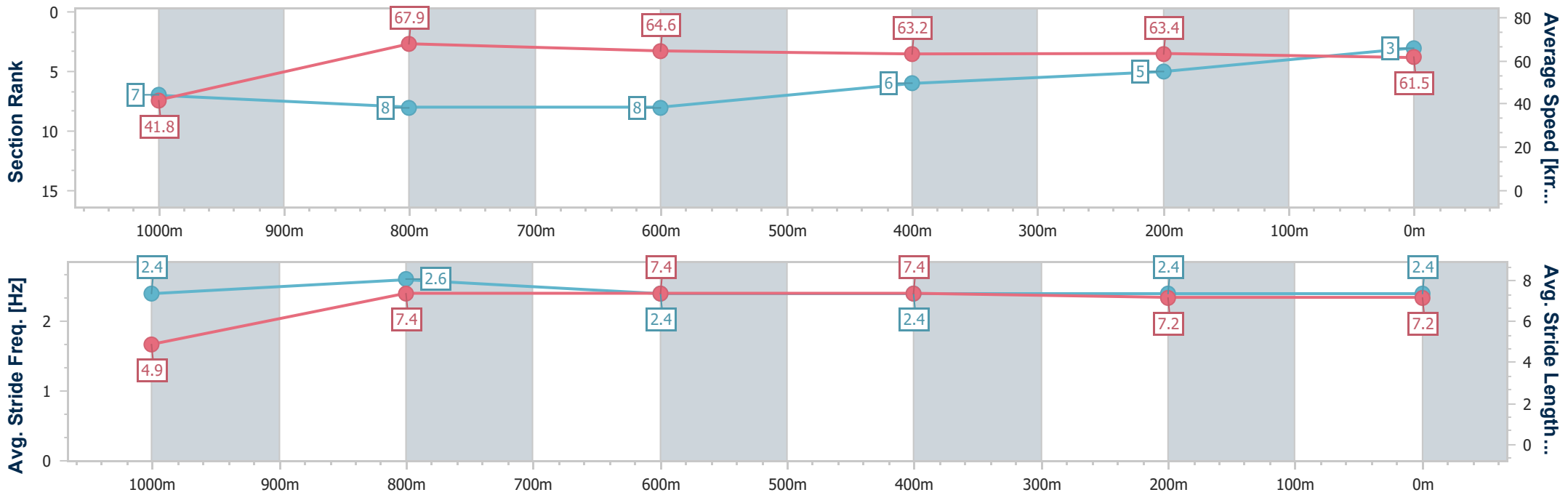
Horse/Jockey Name	Slick Shooter
Final Rank	3
Fastest Section Time (Section)	0:08.64 (Overall)
Top Speed [km/h] (Section)	69.4 (1000m)
Race State	Finished



Ipswich QLD Professional  
 Race 3: KINGSLEY LAWSON LAWYERS Maiden Plate - 1100m  
 09 November 2022 - 14:29  
 Track Rating: Soft 5, Weather: Fine, Rail Position: +6m Entire



Section	Overall	1000m	800m	600m	400m	200m
Section Times	1:04.81 [3] (0:08.64)	0:56.17 [7] (0:10.66)	0:45.51 [8] (0:11.11)	0:34.40 [8] (0:11.35)	0:23.05 [6] (0:11.35)	0:11.70 [5]
Average Speed [km/h]	41.8	67.9	64.6	63.2	63.4	61.5
Top Speed [km/h]	66.3	69.4	67.8	65.1	64.5	63.4
Avg. Dist. to Rail [m]	7.6	2.6	0.8	1.1	0.6	2.8
Avg. Stride Freq. [Hz]	2.4	2.6	2.4	2.4	2.4	2.4
Avg. Stride Length [m]	4.9	7.4	7.4	7.4	7.2	7.2



- [ ] Ranking at each section and finish
- .-.- No data available at this section
- NA No data available



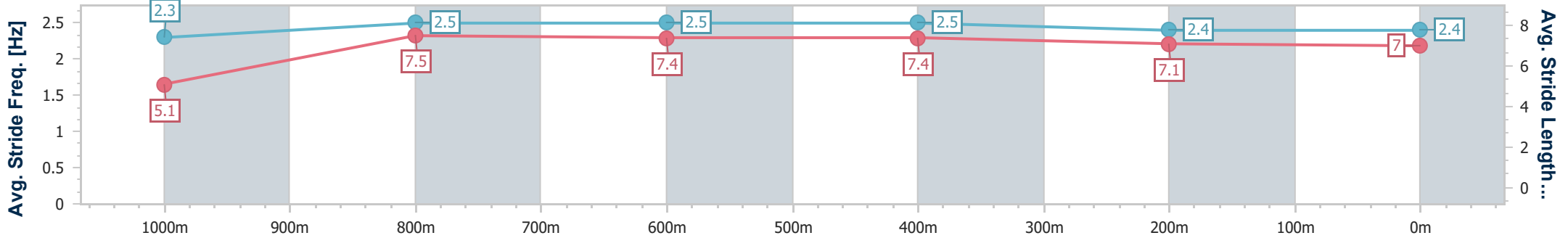
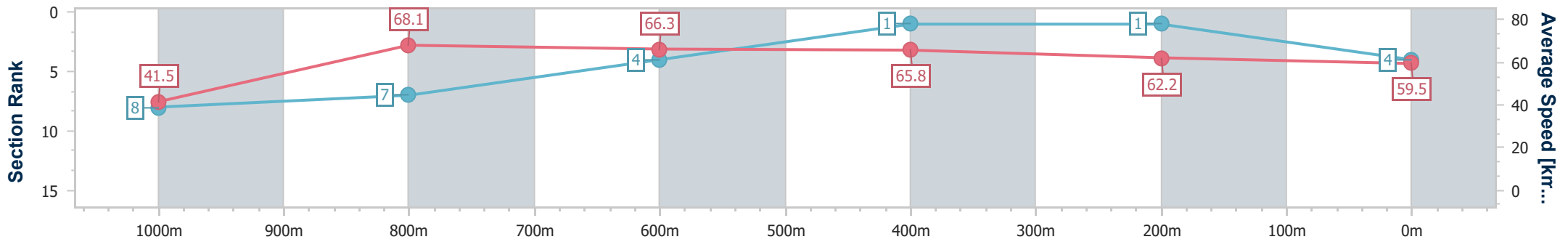
Horse/Jockey Name	Little Vista
Final Rank	4
Fastest Section Time (Section)	0:08.68 (Overall)
Top Speed [km/h] (Section)	70.2 (1000m)
Race State	Finished



Ipswich QLD Professional  
 Race 3: KINGSLEY LAWSON LAWYERS Maiden Plate - 1100m  
 09 November 2022 - 14:29  
 Track Rating: Soft 5, Weather: Fine, Rail Position: +6m Entire



Section	Overall	1000m	800m	600m	400m	200m
Section Times	1:04.88 [4] (0:08.68)	0:56.20 [8] (0:10.59)	0:45.61 [7] (0:10.92)	0:34.69 [4] (0:11.01)	0:23.68 [1] (0:11.58)	0:12.10 [1] (0:12.10)
Average Speed [km/h]	41.5	68.1	66.3	65.8	62.2	59.5
Top Speed [km/h]	63.7	70.2	67.3	66.9	63.5	61.9
Avg. Dist. to Rail [m]	5.4	1.5	1.4	1.6	1.0	2.4
Avg. Stride Freq. [Hz]	2.3	2.5	2.5	2.5	2.4	2.4
Avg. Stride Length [m]	5.1	7.5	7.4	7.4	7.1	7.0



- [ ] Ranking at each section and finish
- .-.- No data available at this section
- NA No data available



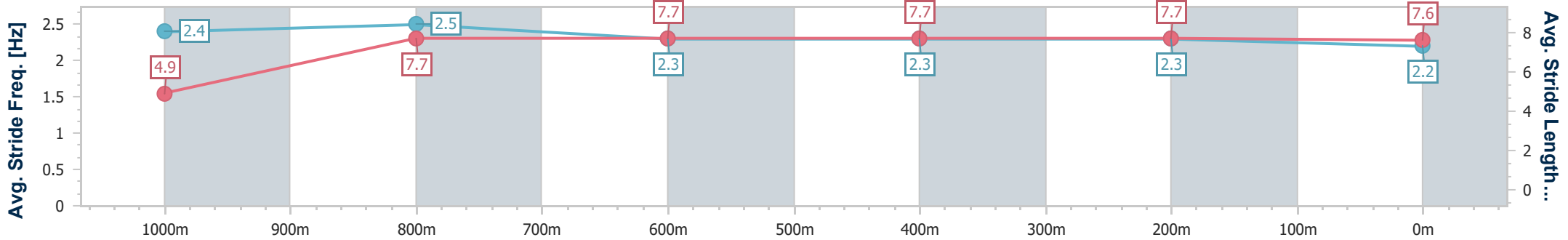
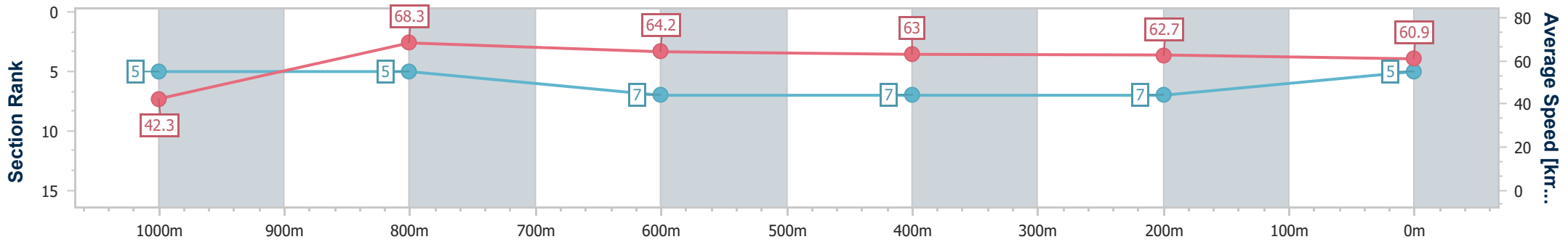
Horse/Jockey Name	King Kryptos
Final Rank	5
Fastest Section Time (Section)	0:08.52 (Overall)
Top Speed [km/h] (Section)	69.6 (1000m)
Race State	Finished



Ipswich QLD Professional  
 Race 3: KINGSLEY LAWSON LAWYERS Maiden Plate - 1100m  
 09 November 2022 - 14:29  
 Track Rating: Soft 5, Weather: Fine, Rail Position: +6m Entire



Section	Overall	1000m	800m	600m	400m	200m
Section Times	1:05.12 [5] (0:08.52)	0:56.60 [5] (0:10.63)	0:45.97 [5] (0:11.24)	0:34.73 [7] (0:11.45)	0:23.28 [7] (0:11.45)	0:11.83 [7] (0:11.83)
Average Speed [km/h]	42.3	68.3	64.2	63.0	62.7	60.9
Top Speed [km/h]	65.8	69.6	68.0	64.4	63.9	61.9
Avg. Dist. to Rail [m]	11.2	4.6	0.7	0.4	0.5	1.9
Avg. Stride Freq. [Hz]	2.4	2.5	2.3	2.3	2.3	2.2
Avg. Stride Length [m]	4.9	7.7	7.7	7.7	7.7	7.6



- [ ] Ranking at each section and finish
- .-.- No data available at this section
- NA No data available



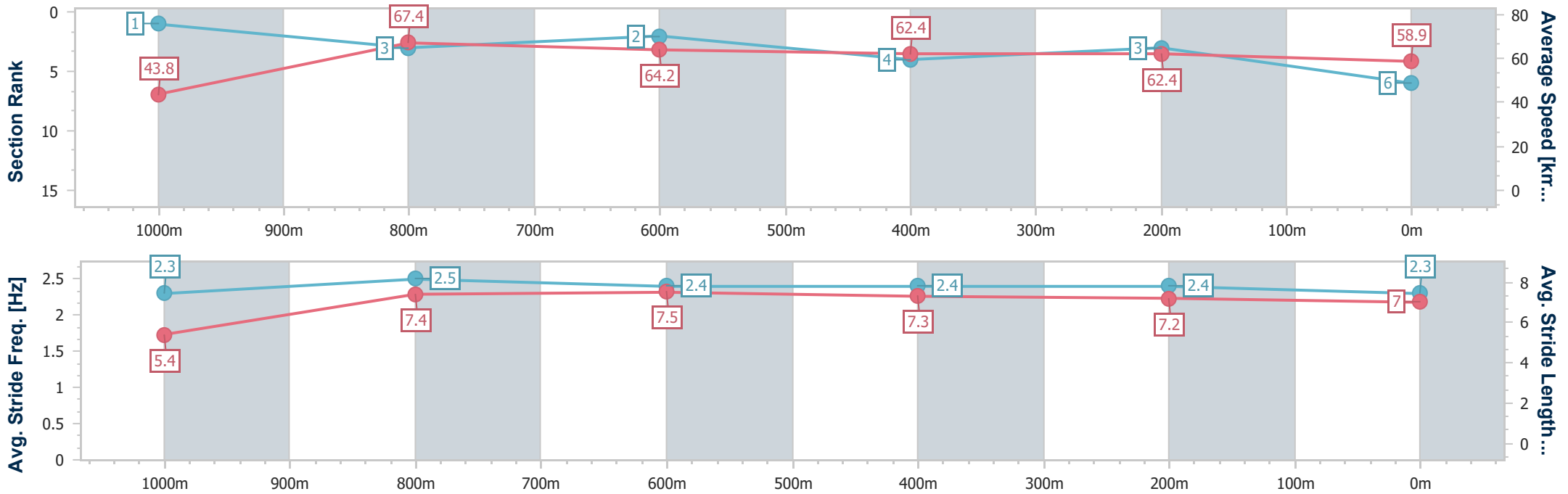
Horse/Jockey Name	Consecrated
Final Rank	6
Fastest Section Time (Section)	0:08.23 (Overall)
Top Speed [km/h] (Section)	68.8 (1000m)
Race State	Finished



Ipswich QLD Professional  
 Race 3: KINGSLEY LAWSON LAWYERS Maiden Plate - 1100m  
 09 November 2022 - 14:29  
 Track Rating: Soft 5, Weather: Fine, Rail Position: +6m Entire



Section	Overall	1000m	800m	600m	400m	200m
Section Times	1:05.16 [6] (0:08.23)	0:56.93 [1] (0:10.67)	0:46.26 [3] (0:11.16)	0:35.10 [2] (0:11.45)	0:23.65 [4] (0:11.43)	0:12.22 [3] (0:12.22)
Average Speed [km/h]	43.8	67.4	64.2	62.4	62.4	58.9
Top Speed [km/h]	65.4	68.8	66.4	64.4	64.4	62.6
Avg. Dist. to Rail [m]	2.1	0.7	1.4	1.9	2.2	1.2
Avg. Stride Freq. [Hz]	2.3	2.5	2.4	2.4	2.4	2.3
Avg. Stride Length [m]	5.4	7.4	7.5	7.3	7.2	7.0



- [ ] Ranking at each section and finish
- .-.- No data available at this section
- NA No data available



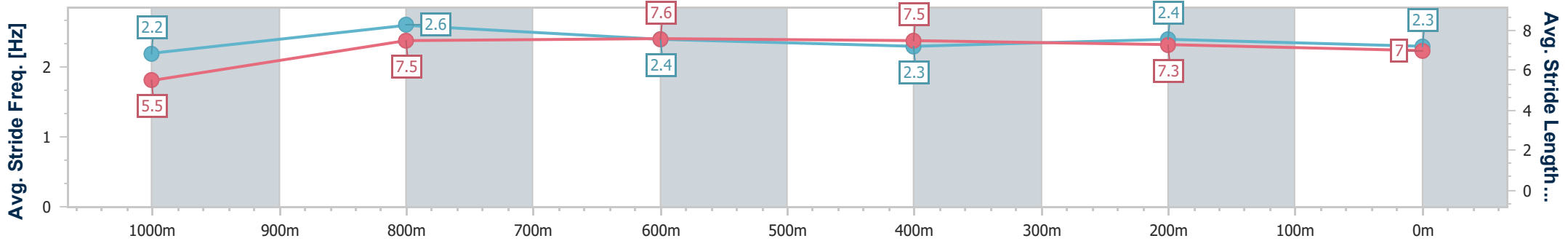
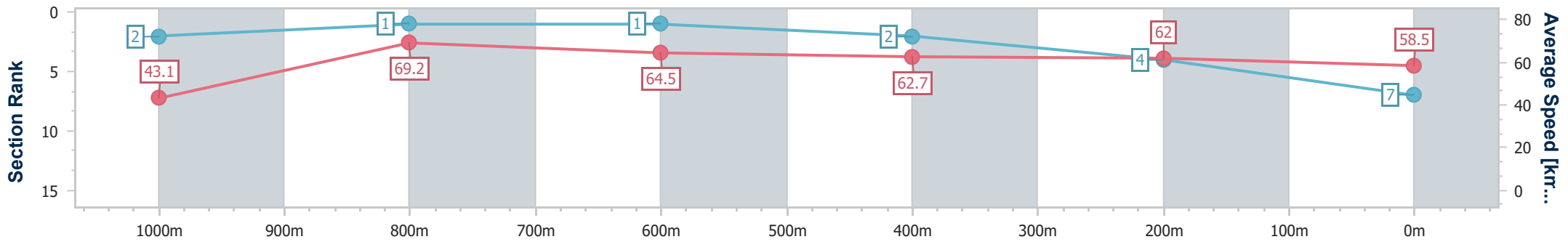
Horse/Jockey Name	Azure Pride
Final Rank	7
Fastest Section Time (Section)	0:08.37 (Overall)
Top Speed [km/h] (Section)	70.7 (1000m)
Race State	Finished



Ipswich QLD Professional  
 Race 3: KINGSLEY LAWSON LAWYERS Maiden Plate - 1100m  
 09 November 2022 - 14:29  
 Track Rating: Soft 5, Weather: Fine, Rail Position: +6m Entire



Section	Overall	1000m	800m	600m	400m	200m
Section Times	1:05.35 [7] (0:08.37)	0:56.98 [2] (0:10.44)	0:46.54 [1] (0:11.21)	0:35.33 [1] (0:11.46)	0:23.87 [2] (0:11.56)	0:12.31 [4] (0:12.31)
Average Speed [km/h]	43.1	69.2	64.5	62.7	62.0	58.5
Top Speed [km/h]	66.6	70.7	66.6	63.7	63.2	62.5
Avg. Dist. to Rail [m]	7.0	2.7	0.6	0.5	0.9	0.4
Avg. Stride Freq. [Hz]	2.2	2.6	2.4	2.3	2.4	2.3
Avg. Stride Length [m]	5.5	7.5	7.6	7.5	7.3	7.0



- [ ] Ranking at each section and finish
- .-.- No data available at this section
- NA No data available





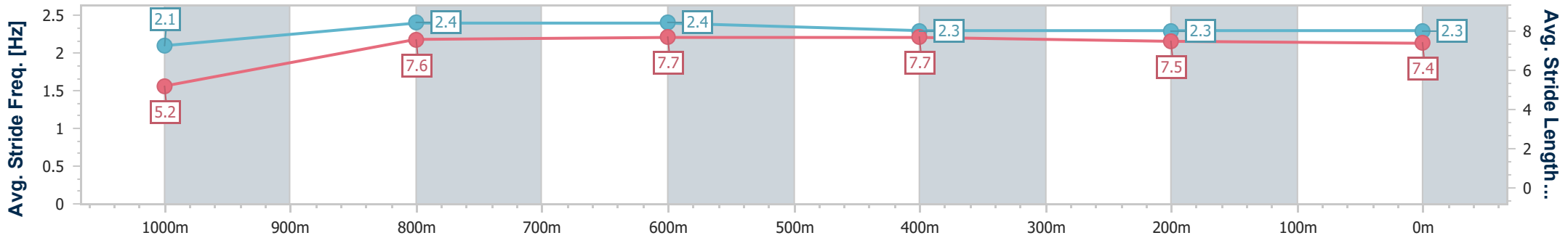
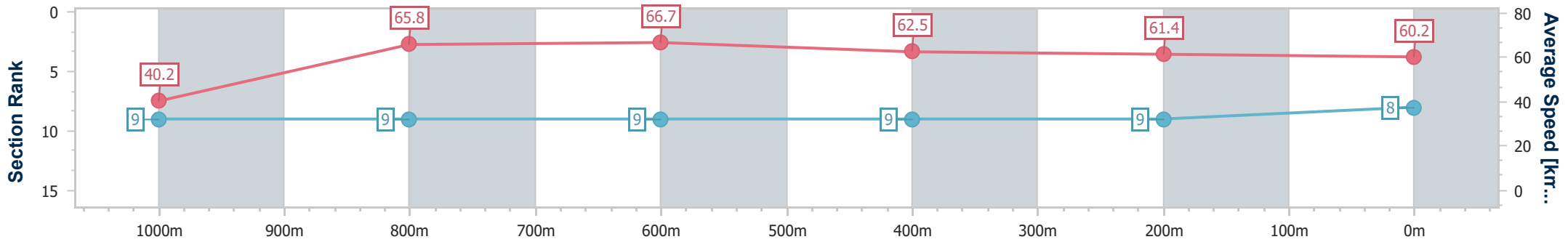
Horse/Jockey Name	Tiger For Life
Final Rank	8
Fastest Section Time (Section)	0:08.95 (Overall)
Top Speed [km/h] (Section)	68.1 (800m)
Race State	Finished



Ipswich QLD Professional  
 Race 3: KINGSLEY LAWSON LAWYERS Maiden Plate - 1100m  
 09 November 2022 - 14:29  
 Track Rating: Soft 5, Weather: Fine, Rail Position: +6m Entire



Section	Overall	1000m	800m	600m	400m	200m
Section Times	1:05.85 [8] (0:08.95)	0:56.90 [9] (0:10.94)	0:45.96 [9] (0:10.80)	0:35.16 [9] (0:11.49)	0:23.67 [9] (0:11.70)	0:11.97 [9] (0:11.97)
Average Speed [km/h]	40.2	65.8	66.7	62.5	61.4	60.2
Top Speed [km/h]	60.6	68.0	68.1	64.3	61.9	62.1
Avg. Dist. to Rail [m]	4.4	0.4	0.2	0.4	0.7	2.0
Avg. Stride Freq. [Hz]	2.1	2.4	2.4	2.3	2.3	2.3
Avg. Stride Length [m]	5.2	7.6	7.7	7.7	7.5	7.4



- [ ] Ranking at each section and finish
- .-.- No data available at this section
- NA No data available



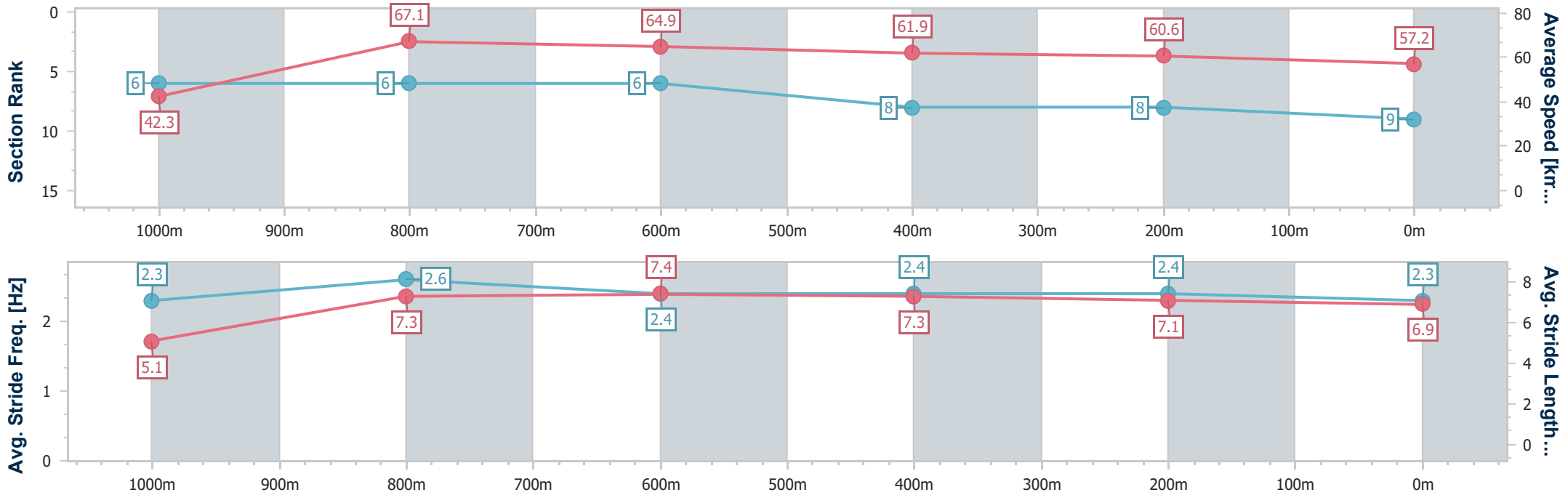
Horse/Jockey Name	Fee
Final Rank	9
Fastest Section Time (Section)	0:08.53 (Overall)
Top Speed [km/h] (Section)	67.6 (800m)
Race State	Finished



Ipswich QLD Professional  
 Race 3: KINGSLEY LAWSON LAWYERS Maiden Plate - 1100m  
 09 November 2022 - 14:29  
 Track Rating: Soft 5, Weather: Fine, Rail Position: +6m Entire



Section	Overall	1000m	800m	600m	400m	200m
Section Times	1:06.26 [9] (0:08.53)	0:57.73 [6] (0:10.73)	0:47.00 [6] (0:11.06)	0:35.94 [6] (0:11.56)	0:24.38 [8] (0:11.83)	0:12.55 [8] (0:12.55)
Average Speed [km/h]	42.3	67.1	64.9	61.9	60.6	57.2
Top Speed [km/h]	64.4	67.5	67.6	63.6	63.2	59.2
Avg. Dist. to Rail [m]	3.8	0.4	0.8	1.3	1.4	0.3
Avg. Stride Freq. [Hz]	2.3	2.6	2.4	2.4	2.4	2.3
Avg. Stride Length [m]	5.1	7.3	7.4	7.3	7.1	6.9



- [ ] Ranking at each section and finish
- .-.- No data available at this section
- NA No data available