



# Sunshine Coast QLD Professional

## Race 6: HAPPY 40TH CRAIG WATT 'AKA' WATTY Class 2 Handicap - 1600m



11 November 2022 - 19:39

Track Rating: Soft 5, Weather: Scattered Clouds, Rail Position: +8m Entire Course

Section														
Field Times		Overall	1400m	1200m	1000m	800m	600m	400m	Last 600m					
		1:38.03 (0:13.60)	1:24.43 (0:11.45)	1:12.98 (0:12.03)	1:00.95 (0:12.61)	0:48.34 (0:12.82)	0:35.52 (0:12.06)	0:23.46 (0:11.71)	0:35.52					
Rank	TAB	Horse/Jockey	Barrier	Top Speed [km/h]	Fastest Section								Distance Travelled [m]	
1	8	SHOPPING WISE	7	65.5	0:11.35	1:38.03 [1]	1:23.84 [10]	1:12.28 [8]	1:00.24 [8]	0:47.69 [7]	0:34.83 [8]	0:22.93 [8]	0:34.83	
		Sean Cormack		400m	400m	(0:14.19)	(0:11.56)	(0:12.04)	(0:12.55)	(0:12.86)	(0:11.90)	(0:11.35)		
2	1	ABSOLUTE CHARMER	10	64.8	0:11.37	1:38.23 [2]	1:24.47 [4]	1:12.72 [5]	1:00.67 [5]	0:47.95 [6]	0:35.08 [6]	0:23.27 [5]	0:35.08	+4
		Ryan Maloney		400m	400m	(0:13.76)	(0:11.75)	(0:12.05)	(0:12.72)	(0:12.87)	(0:11.81)	(0:11.37)		
3	11	WHISTLE HOFF	9	65.3	0:11.31	1:38.29 [3]	1:24.14 [9]	1:12.34 [10]	1:00.19 [10]	0:47.52 [11]	0:34.78 [11]	0:22.89 [10]	0:34.78	+4
		Karl Zechner		400m	400m	(0:14.15)	(0:11.80)	(0:12.15)	(0:12.67)	(0:12.74)	(0:11.89)	(0:11.31)		
4	4	ROLLER COASTER	11	64.9	0:11.31	1:38.33 [4]	1:24.07 [11]	1:12.20 [11]	1:00.18 [11]	0:47.70 [10]	0:34.95 [10]	0:23.05 [9]	0:34.95	+1
		Samantha Collett		400m	400m	(0:14.26)	(0:11.87)	(0:12.02)	(0:12.48)	(0:12.75)	(0:11.90)	(0:11.31)		
5	5	THE GOLDEN SOUL	8	65.3	0:11.45	1:38.39 [5]	1:24.79 [2]	1:13.34 [1]	1:01.29 [2]	0:48.70 [2]	0:35.88 [2]	0:23.82 [2]	0:35.88	+1
		Anthony Allen		1400m	1400m	(0:13.60)	(0:11.45)	(0:12.05)	(0:12.59)	(0:12.82)	(0:12.06)	(0:11.74)		
6	2	CONTRERAS	1	65.2	0:11.54	1:38.47 [6]	1:24.55 [6]	1:12.90 [6]	1:00.92 [6]	0:48.33 [5]	0:35.49 [5]	0:23.53 [6]	0:35.49	+1
		Jag Guthmann-Chester		Overall	400m	(0:13.92)	(0:11.65)	(0:11.98)	(0:12.59)	(0:12.84)	(0:11.96)	(0:11.54)		
7	9	ASSERTING	6	63.6	0:11.50	1:38.48 [7]	1:24.85 [3]	1:13.09 [4]	1:01.11 [4]	0:48.45 [4]	0:35.60 [4]	0:23.70 [3]	0:35.60	-1
		Mark Du Plessis		1400m	400m	(0:13.63)	(0:11.76)	(0:11.98)	(0:12.66)	(0:12.85)	(0:11.90)	(0:11.50)		
8	10	AY BEE ARE	2	65.1	0:11.49	1:38.91 [8]	1:25.14 [5]	1:13.65 [3]	1:01.60 [3]	0:48.89 [3]	0:36.09 [3]	0:24.06 [4]	0:36.09	-4
		Kyle Wilson-Taylor		1400m	1400m	(0:13.77)	(0:11.49)	(0:12.05)	(0:12.71)	(0:12.80)	(0:12.03)	(0:11.85)		
9	12	BOOM STORM	4	64.1	0:11.52	1:39.10 [9]	1:25.06 [8]	1:13.25 [9]	1:01.32 [7]	0:48.67 [8]	0:35.95 [7]	0:23.73 [11]	0:35.95	+3
		Isabella Rabjones		400m	400m	(0:14.04)	(0:11.81)	(0:11.93)	(0:12.65)	(0:12.72)	(0:12.22)	(0:11.52)		
10	6	GLASHABEE	3	65.0	0:11.46	1:39.15 [10]	1:25.18 [7]	1:13.44 [7]	1:01.23 [9]	0:48.54 [9]	0:35.78 [9]	0:23.96 [7]	0:35.78	+2
		Michael Cahill		1400m	400m	(0:13.97)	(0:11.74)	(0:12.21)	(0:12.69)	(0:12.76)	(0:11.82)	(0:11.46)		

Scratched: Okalani (#7)

Report Created: Fri 11 November 2022 20:14 GMT (Note: Timing is based on position data)

Page 1/17

[ ] Ranking at each section and finish  
 -:-:- No data available at this section  
 NA No data available  
 SCN Saddle cloth number  
 DNF Did not finish  
 DNT Did not track

data processed by TRIPLESDATA

Section	Overall	1400m	1200m	1000m	800m	600m	400m	Last 600m
Field Times	1:38.03 (0:13.60)	1:24.43 (0:11.45)	1:12.98 (0:12.03)	1:00.95 (0:12.61)	0:48.34 (0:12.82)	0:35.52 (0:12.06)	0:23.46 (0:11.71)	0:35.52

[ ] Ranking at each section and finish  
 -:-:- No data available at this section  
 NA No data available

SCN Saddle cloth number  
 DNF Did not finish  
 DNT Did not track



**Sunshine Coast QLD Professional**  
**Race 6: HAPPY 40TH CRAIG WATT 'AKA' WATTY Class 2 Handicap - 1600m**  
**11 November 2022 - 19:39**



**Track Rating: Soft 5, Weather: Scattered Clouds, Rail Position: +8m Entire Course**

Section	Overall	1400m	1200m	1000m	800m	600m	400m	Last 600m
Field Times	1:38.03 (0:13.60)	1:24.43 (0:11.45)	1:12.98 (0:12.03)	1:00.95 (0:12.61)	0:48.34 (0:12.82)	0:35.52 (0:12.06)	0:23.46 (0:11.71)	0:35.52

Rank	TAB	Horse/Jockey	Barrier	Top Speed [km/h]	Fastest Section	Overall	1400m	1200m	1000m	800m	600m	400m	Last 600m	Distance Travelled [m]
11	3	ENJOUEE	5	66.0	0:11.52	1:39.38 [11]	1:25.78 [1]	1:14.26 [2]	1:02.30 [1]	0:49.64 [1]	0:36.83 [1]	0:24.74 [1]	0:36.83	-1
		Ben Thompson		Overall	1400m	(0:13.60)	(0:11.52)	(0:11.96)	(0:12.66)	(0:12.81)	(0:12.09)	(0:11.92)		

Scratched: Okalani (#7)

- [ ] Ranking at each section and finish
- :--:- No data available at this section
- NA No data available

- SCN Saddle cloth number
- DNF Did not finish
- DNT Did not track



# Sunshine Coast QLD Professional

## Race 6: HAPPY 40TH CRAIG WATT 'AKA' WATTY Class 2 Handicap - 1600m

11 November 2022 - 19:39



Track Rating: Soft 5, Weather: Scattered Clouds, Rail Position: +8m Entire Course

Section				200m				Last 600m	
Field Times				0:11.75 (0:11.75)				0:35.52	
Rank	TAB	Horse/Jockey	Barrier	Top Speed [km/h]	Fastest Section	Margin			Distance Travelled [m]
1	8	<b>SHOPPING WISE</b> Sean Cormack	7	65.5 400m	0:11.35 400m	0:11.58 [6] (0:11.58)	1:38.03		0:34.83
2	1	<b>ABSOLUTE CHARMER</b> Ryan Maloney	10	64.8 400m	0:11.37 400m	0:11.90 [2] (0:11.90)	0.2L		0:35.08 +4
3	11	<b>WHISTLE HOFF</b> Karl Zechner	9	65.3 400m	0:11.31 400m	0:11.58 [10] (0:11.58)	0.26L		0:34.78 +4
4	4	<b>ROLLER COASTER</b> Samantha Collett	11	64.9 400m	0:11.31 400m	0:11.74 [9] (0:11.74)	0.3L		0:34.95 +1
5	5	<b>THE GOLDEN SOUL</b> Anthony Allen	8	65.3 1400m	0:11.45 1400m	0:12.08 [3] (0:12.08)	0.36L		0:35.88 +1
6	2	<b>CONTRERAS</b> Jag Guthmann-Chester	1	65.2 Overall	0:11.54 400m	0:11.99 [4] (0:11.99)	0.44L		0:35.49 +1
7	9	<b>ASSERTING</b> Mark Du Plessis	6	63.6 1400m	0:11.50 400m	0:12.20 [1] (0:12.20)	0.45L		0:35.60 -1
8	10	<b>AY BEE ARE</b> Kyle Wilson-Taylor	2	65.1 1400m	0:11.49 1400m	0:12.21 [8] (0:12.21)	0.88L		0:36.09 -4
9	12	<b>BOOM STORM</b> Isabella Rabjones	4	64.1 400m	0:11.52 400m	0:12.21 [11] (0:12.21)	1.07L		0:35.95 +3
10	6	<b>GLASHABEE</b> Michael Cahill	3	65.0 1400m	0:11.46 400m	0:12.50 [7] (0:12.50)	1.12L		0:35.78 +2

Scratched: Okalani (#7)

Report Created: Fri 11 November 2022 20:14 GMT (Note: Timing is based on position data)

Page 4/17

[ ] Ranking at each section and finish  
 -:-:- No data available at this section  
 NA No data available

SCN Saddle cloth number  
 DNF Did not finish  
 DNT Did not track

data processed by TRIPLESDATA

Section	200m	Last 600m
Field Times	0:11.75 (0:11.75)	0:35.52

[ ] Ranking at each section and finish  
-:-:- No data available at this section  
NA No data available

SCN Saddle cloth number  
DNF Did not finish  
DNT Did not track



**Sunshine Coast QLD Professional**  
**Race 6: HAPPY 40TH CRAIG WATT 'AKA' WATTY Class 2 Handicap - 1600m**  
**11 November 2022 - 19:39**



Track Rating: Soft 5, Weather: Scattered Clouds, Rail Position: +8m Entire Course

Section				200m				Last 600m		
Field Times				0:11.75 (0:11.75)				0:35.52		
Rank	TAB	Horse/Jockey	Barrier	Top Speed [km/h]	Fastest Section	Margin			Distance Travelled [m]	
11	3	ENJOUEE	5	66.0	0:11.52	0:12.82 [5]	1.35L		0:36.83	-1
		Ben Thompson		Overall	1400m	(0:12.82)				

Scratched: Okalani (#7)

[ ] Ranking at each section and finish  
 -:-:-:- No data available at this section  
 NA No data available

SCN Saddle cloth number  
 DNF Did not finish  
 DNT Did not track



Horse/Jockey Name	Shopping Wise
Final Rank	1
Fastest Section Time (Section)	0:11.35 (400m)
Top Speed [km/h] (Section)	65.5 (400m)
Race State	Finished



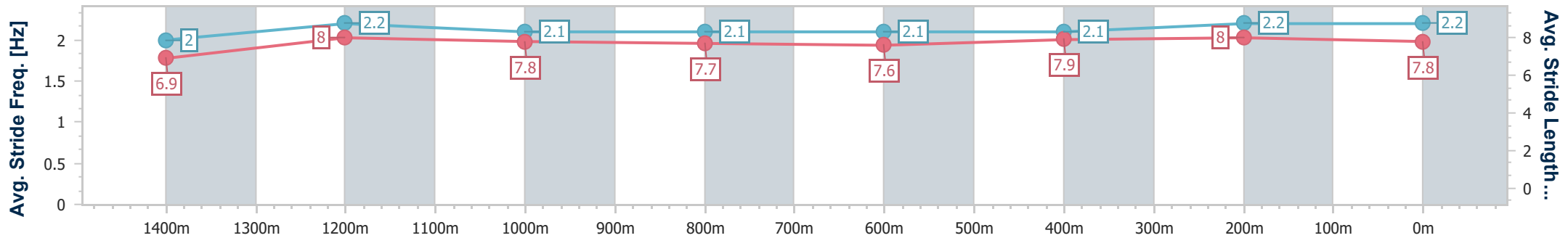
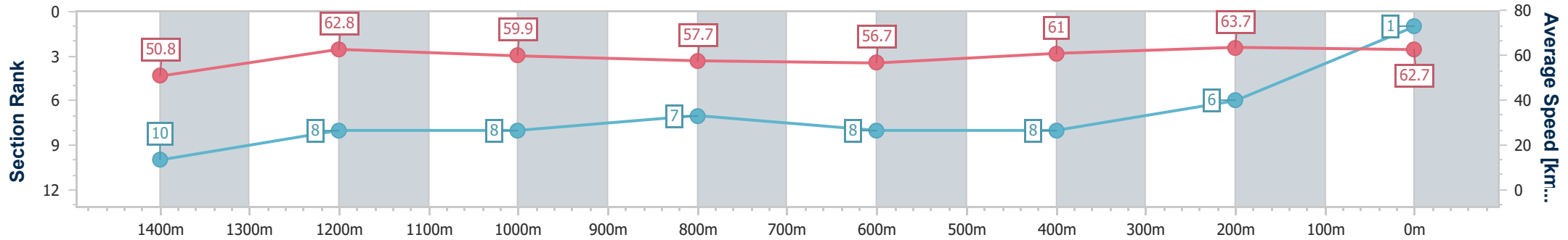
Sunshine Coast QLD Professional  
Race 6: HAPPY 40TH CRAIG WATT 'AKA' WATTY Class 2  
Handicap - 1600m



11 November 2022 - 19:39

Track Rating: Soft 5, Weather: Scattered Clouds, Rail Position: +8m  
Entire Course

Section	Overall	1400m	1200m	1000m	800m	600m	400m	200m						
Section Times	1:38.03 [1] (0:14.19)	1:23.84 [10] (0:11.56)	1:12.28 [8] (0:12.04)	1:00.24 [8] (0:12.55)	0:47.69 [7] (0:12.86)	0:34.83 [8] (0:11.90)	0:22.93 [8] (0:11.35)	0:11.58 [6] (0:11.58)						
Average Speed [km/h]	50.8	62.8	59.9	57.7	56.7	61.0	63.7	62.7						
Top Speed [km/h]	62.2	64.0	61.1	59.3	58.7	63.3	65.5	63.9						
Avg. Dist. to Rail [m]	6.3	2.4	2.2	2.1	1.7	0.8	3.6	5.6						
Avg. Stride Freq. [Hz]	2.0	2.2	2.1	2.1	2.1	2.1	2.2	2.2						
Avg. Stride Length [m]	6.9	8.0	7.8	7.7	7.6	7.9	8.0	7.8						



- [ ] Ranking at each section and finish
- .-.- No data available at this section
- NA No data available



Horse/Jockey Name	Absolute Charmer
Final Rank	2
Fastest Section Time (Section)	0:11.37 (400m)
Top Speed [km/h] (Section)	64.8 (400m)
Race State	Finished



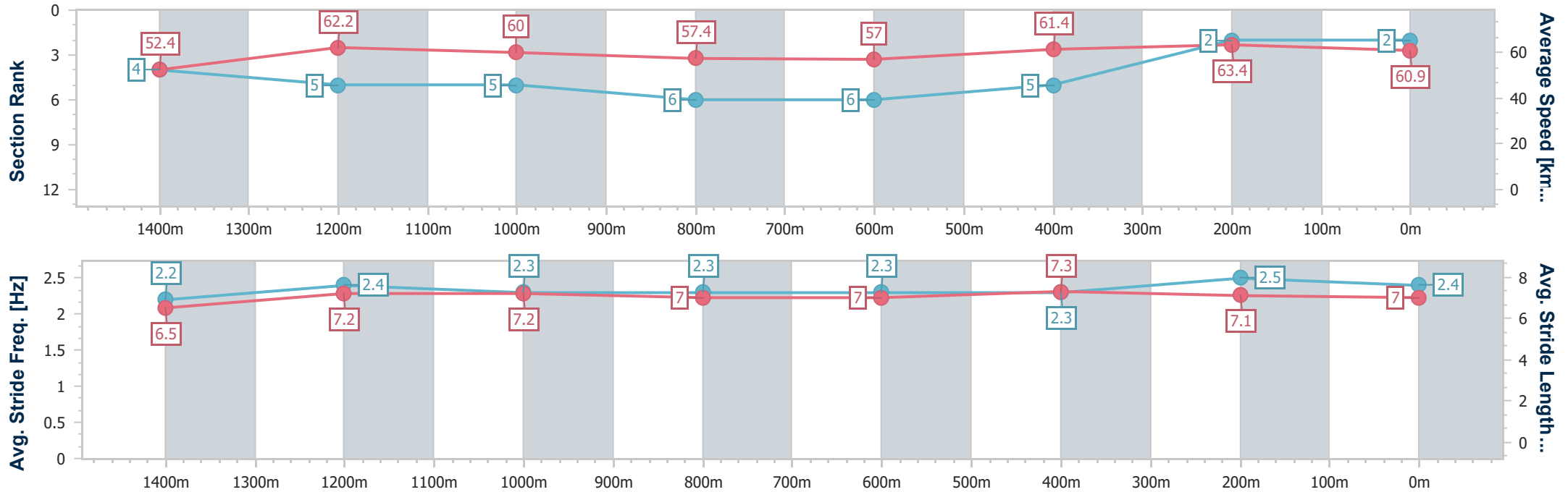
Sunshine Coast QLD Professional  
Race 6: HAPPY 40TH CRAIG WATT 'AKA' WATTY Class 2  
Handicap - 1600m



11 November 2022 - 19:39

Track Rating: Soft 5, Weather: Scattered Clouds, Rail Position: +8m  
Entire Course

Section	Overall	1400m	1200m	1000m	800m	600m	400m	200m						
Section Times	1:38.23 [2] (0:13.76)	1:24.47 [4] (0:11.75)	1:12.72 [5] (0:12.05)	1:00.67 [5] (0:12.72)	0:47.95 [6] (0:12.87)	0:35.08 [6] (0:11.81)	0:23.27 [5] (0:11.37)	0:11.90 [2] (0:11.90)						
Average Speed [km/h]	52.4	62.2	60.0	57.4	57.0	61.4	63.4	60.9						
Top Speed [km/h]	64.0	64.2	61.8	59.1	59.7	63.9	64.8	63.2						
Avg. Dist. to Rail [m]	9.3	4.9	4.9	4.4	3.0	0.8	3.3	4.4						
Avg. Stride Freq. [Hz]	2.2	2.4	2.3	2.3	2.3	2.3	2.5	2.4						
Avg. Stride Length [m]	6.5	7.2	7.2	7.0	7.0	7.3	7.1	7.0						



- [ ] Ranking at each section and finish
- .-.- No data available at this section
- NA No data available





Horse/Jockey Name	Whistle Hoff
Final Rank	3
Fastest Section Time (Section)	0:11.31 (400m)
Top Speed [km/h] (Section)	65.3 (400m)
Race State	Finished



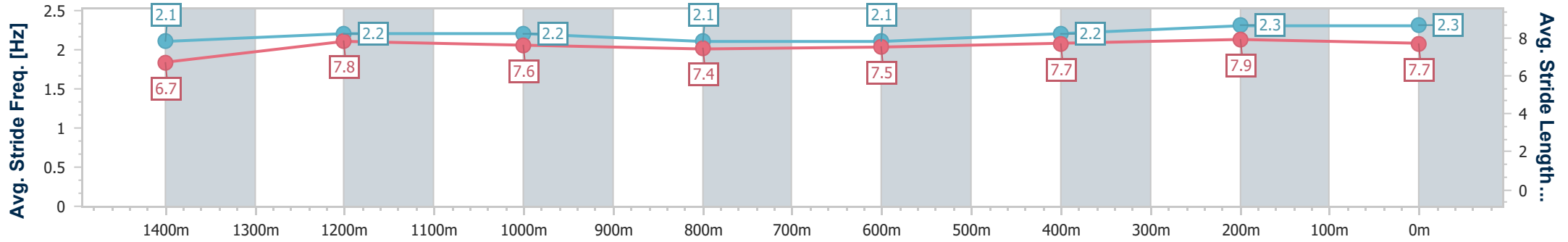
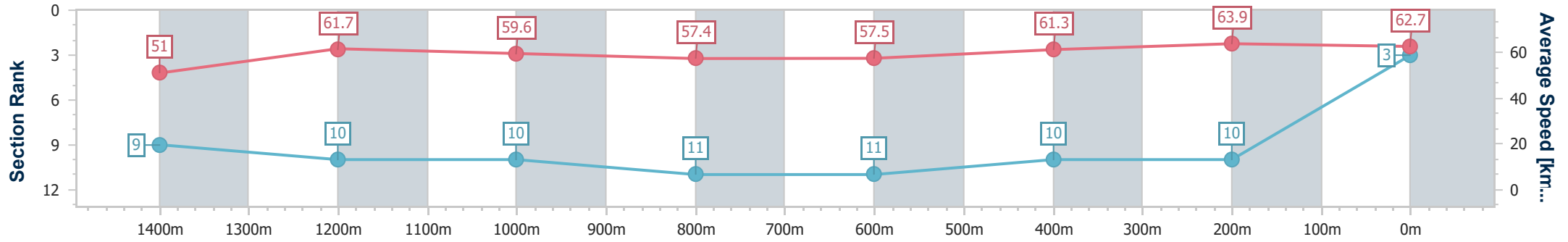
Sunshine Coast QLD Professional  
Race 6: HAPPY 40TH CRAIG WATT 'AKA' WATTY Class 2  
Handicap - 1600m



11 November 2022 - 19:39

Track Rating: Soft 5, Weather: Scattered Clouds, Rail Position: +8m  
Entire Course

Section	Overall	1400m	1200m	1000m	800m	600m	400m	200m						
Section Times	1:38.29 [3] (0:14.15)	1:24.14 [9] (0:11.80)	1:12.34 [10] (0:12.15)	1:00.19 [10] (0:12.67)	0:47.52 [11] (0:12.74)	0:34.78 [11] (0:11.89)	0:22.89 [10] (0:11.31)	0:11.58 [10] (0:11.58)						
Average Speed [km/h]	51.0	61.7	59.6	57.4	57.5	61.3	63.9	62.7						
Top Speed [km/h]	61.2	63.3	61.7	59.2	59.9	63.2	65.3	63.5						
Avg. Dist. to Rail [m]	8.1	3.2	2.9	3.0	2.4	1.5	3.2	5.7						
Avg. Stride Freq. [Hz]	2.1	2.2	2.2	2.1	2.1	2.2	2.3	2.3						
Avg. Stride Length [m]	6.7	7.8	7.6	7.4	7.5	7.7	7.9	7.7						



- [ ] Ranking at each section and finish
- .-.- No data available at this section
- NA No data available



Horse/Jockey Name	Roller Coaster
Final Rank	4
Fastest Section Time (Section)	0:11.31 (400m)
Top Speed [km/h] (Section)	64.9 (400m)
Race State	Finished



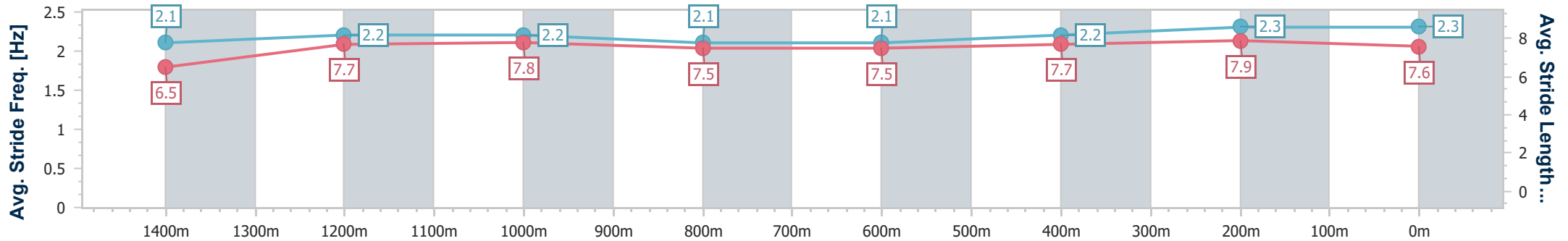
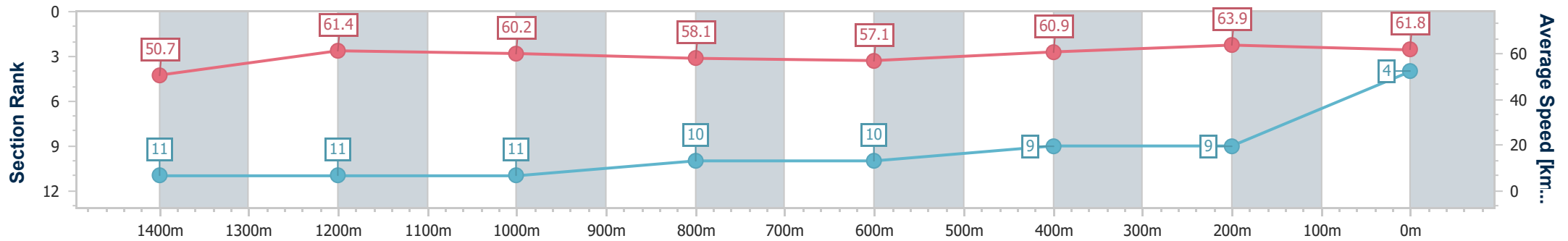
Sunshine Coast QLD Professional  
Race 6: HAPPY 40TH CRAIG WATT 'AKA' WATTY Class 2  
Handicap - 1600m



11 November 2022 - 19:39

Track Rating: Soft 5, Weather: Scattered Clouds, Rail Position: +8m  
Entire Course

Section	Overall	1400m	1200m	1000m	800m	600m	400m	200m						
Section Times	1:38.33 [4] (0:14.26)	1:24.07 [11] (0:11.87)	1:12.20 [11] (0:12.02)	1:00.18 [11] (0:12.48)	0:47.70 [10] (0:12.75)	0:34.95 [10] (0:11.90)	0:23.05 [9] (0:11.31)	0:11.74 [9] (0:11.74)						
Average Speed [km/h]	50.7	61.4	60.2	58.1	57.1	60.9	63.9	61.8						
Top Speed [km/h]	61.3	62.7	61.8	60.3	59.2	63.1	64.9	63.6						
Avg. Dist. to Rail [m]	9.6	4.6	2.9	1.9	1.3	1.0	3.2	5.1						
Avg. Stride Freq. [Hz]	2.1	2.2	2.2	2.1	2.1	2.2	2.3	2.3						
Avg. Stride Length [m]	6.5	7.7	7.8	7.5	7.5	7.7	7.9	7.6						



- [ ] Ranking at each section and finish
- .-.- No data available at this section
- NA No data available



Horse/Jockey Name	The Golden Soul
Final Rank	5
Fastest Section Time (Section)	0:11.45 (1400m)
Top Speed [km/h] (Section)	65.3 (1400m)
Race State	Finished



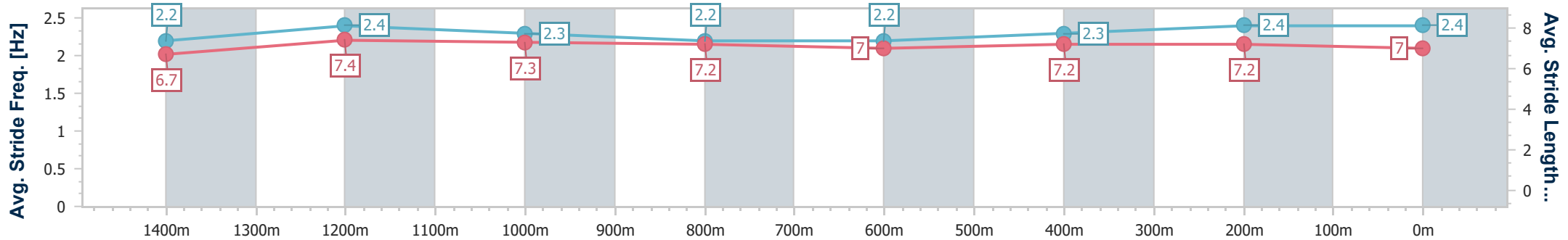
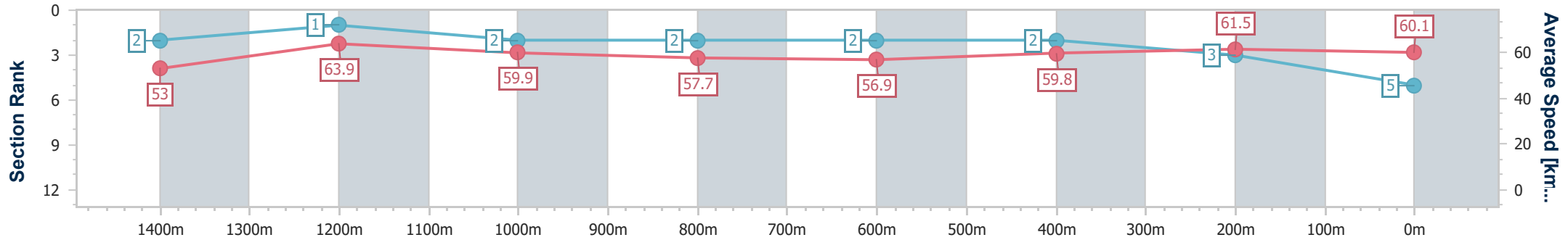
Sunshine Coast QLD Professional  
Race 6: HAPPY 40TH CRAIG WATT 'AKA' WATTY Class 2  
Handicap - 1600m



11 November 2022 - 19:39

Track Rating: Soft 5, Weather: Scattered Clouds, Rail Position: +8m  
Entire Course

Section	Overall	1400m	1200m	1000m	800m	600m	400m	200m						
Section Times	1:38.39 [5] (0:13.60)	1:24.79 [2] (0:11.45)	1:13.34 [1] (0:12.05)	1:01.29 [2] (0:12.59)	0:48.70 [2] (0:12.82)	0:35.88 [2] (0:12.06)	0:23.82 [2] (0:11.74)	0:12.08 [3] (0:12.08)						
Average Speed [km/h]	53.0	63.9	59.9	57.7	56.9	59.8	61.5	60.1						
Top Speed [km/h]	64.7	65.3	61.9	59.2	58.9	61.8	63.0	63.0						
Avg. Dist. to Rail [m]	7.6	4.6	2.6	2.7	1.7	0.3	1.0	2.2						
Avg. Stride Freq. [Hz]	2.2	2.4	2.3	2.2	2.2	2.3	2.4	2.4						
Avg. Stride Length [m]	6.7	7.4	7.3	7.2	7.0	7.2	7.2	7.0						



- [ ] Ranking at each section and finish
- .-.- No data available at this section
- NA No data available



Horse/Jockey Name	Contreras
Final Rank	6
Fastest Section Time (Section)	0:11.54 (400m)
Top Speed [km/h] (Section)	65.2 (Overall)
Race State	Finished



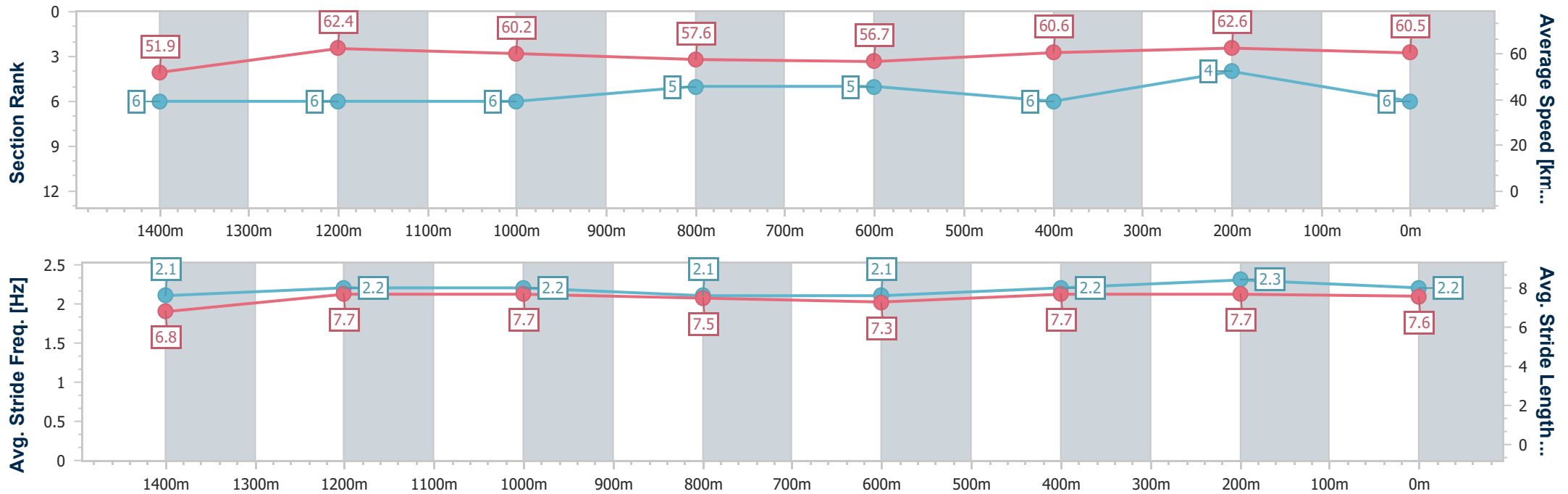
Sunshine Coast QLD Professional  
Race 6: HAPPY 40TH CRAIG WATT 'AKA' WATTY Class 2  
Handicap - 1600m



11 November 2022 - 19:39

Track Rating: Soft 5, Weather: Scattered Clouds, Rail Position: +8m  
Entire Course

Section	Overall	1400m	1200m	1000m	800m	600m	400m	200m					
Section Times	1:38.47 [6] (0:13.92)	1:24.55 [6] (0:11.65)	1:12.90 [6] (0:11.98)	1:00.92 [6] (0:12.59)	0:48.33 [5] (0:12.84)	0:35.49 [5] (0:11.96)	0:23.53 [6] (0:11.54)	0:11.99 [4] (0:11.99)					
Average Speed [km/h]	51.9	62.4	60.2	57.6	56.7	60.6	62.6	60.5					
Top Speed [km/h]	65.2	63.5	62.4	59.0	58.7	63.0	63.9	61.4					
Avg. Dist. to Rail [m]	2.6	2.6	2.3	2.1	1.4	0.9	1.8	3.9					
Avg. Stride Freq. [Hz]	2.1	2.2	2.2	2.1	2.1	2.2	2.3	2.2					
Avg. Stride Length [m]	6.8	7.7	7.7	7.5	7.3	7.7	7.7	7.6					



- [ ] Ranking at each section and finish
- .-.- No data available at this section
- NA No data available



Horse/Jockey Name	Asserting
Final Rank	7
Fastest Section Time (Section)	0:11.50 (400m)
Top Speed [km/h] (Section)	63.6 (1400m)
Race State	Finished



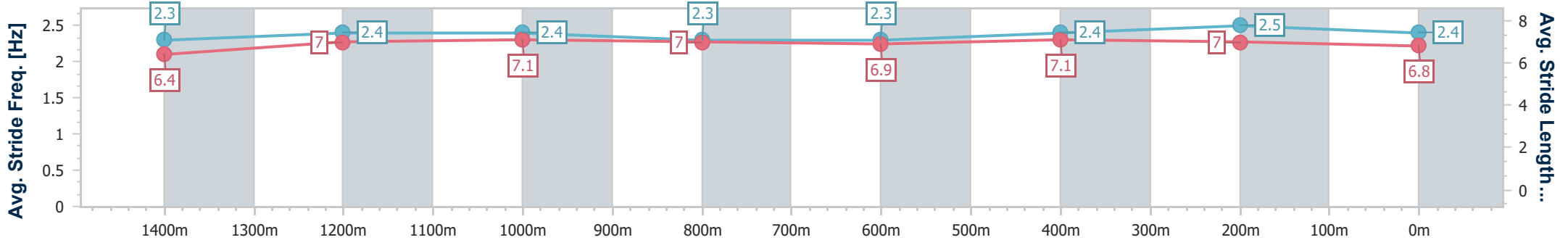
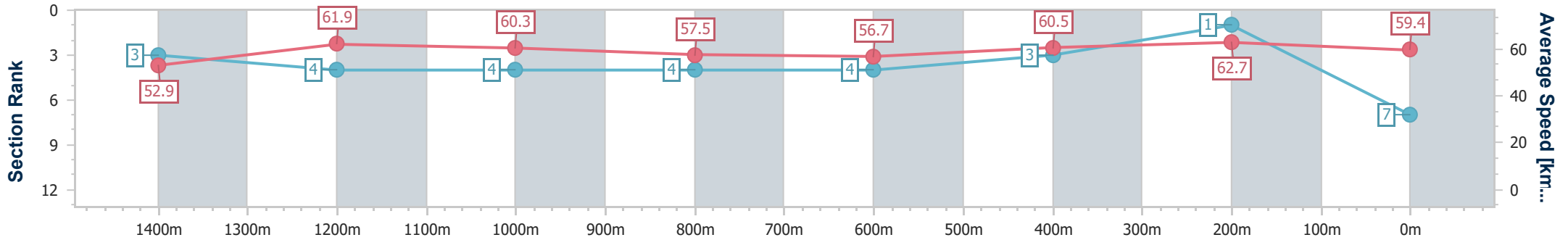
Sunshine Coast QLD Professional  
 Race 6: HAPPY 40TH CRAIG WATT 'AKA' WATTY Class 2  
 Handicap - 1600m



11 November 2022 - 19:39

Track Rating: Soft 5, Weather: Scattered Clouds, Rail Position: +8m  
 Entire Course

Section	Overall	1400m	1200m	1000m	800m	600m	400m	200m						
Section Times	1:38.48 [7] (0:13.63)	1:24.85 [3] (0:11.76)	1:13.09 [4] (0:11.98)	1:01.11 [4] (0:12.66)	0:48.45 [4] (0:12.85)	0:35.60 [4] (0:11.90)	0:23.70 [3] (0:11.50)	0:12.20 [1] (0:12.20)						
Average Speed [km/h]	52.9	61.9	60.3	57.5	56.7	60.5	62.7	59.4						
Top Speed [km/h]	62.5	63.6	62.8	59.0	59.8	62.5	63.2	61.8						
Avg. Dist. to Rail [m]	5.2	3.1	3.5	3.3	1.5	0.3	1.2	1.9						
Avg. Stride Freq. [Hz]	2.3	2.4	2.4	2.3	2.3	2.4	2.5	2.4						
Avg. Stride Length [m]	6.4	7.0	7.1	7.0	6.9	7.1	7.0	6.8						



- [ ] Ranking at each section and finish
- .-.- No data available at this section
- NA No data available



Horse/Jockey Name	Ay Bee Are
Final Rank	8
Fastest Section Time (Section)	0:11.49 (1400m)
Top Speed [km/h] (Section)	65.1 (1400m)
Race State	Finished



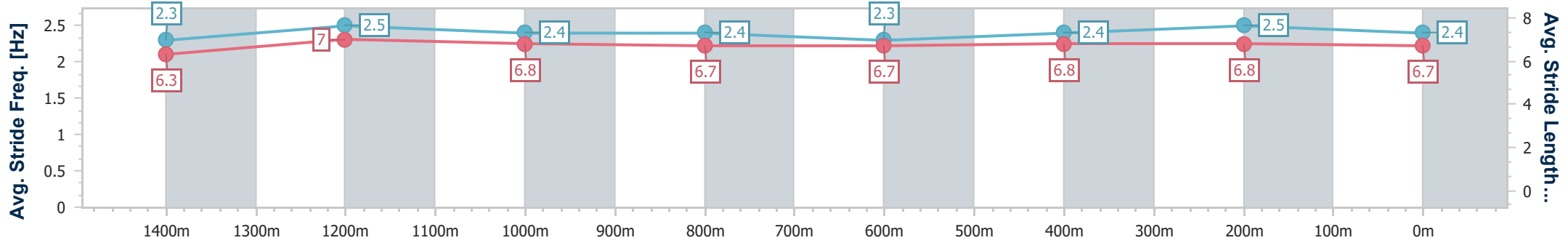
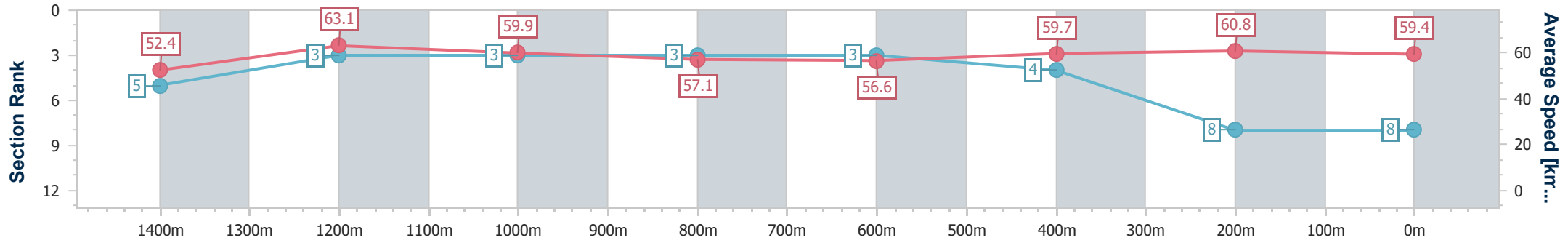
Sunshine Coast QLD Professional  
Race 6: HAPPY 40TH CRAIG WATT 'AKA' WATTY Class 2  
Handicap - 1600m



11 November 2022 - 19:39

Track Rating: Soft 5, Weather: Scattered Clouds, Rail Position: +8m  
Entire Course

Section	Overall	1400m	1200m	1000m	800m	600m	400m	200m						
Section Times	1:38.91 [8] (0:13.77)	1:25.14 [5] (0:11.49)	1:13.65 [3] (0:12.05)	1:01.60 [3] (0:12.71)	0:48.89 [3] (0:12.80)	0:36.09 [3] (0:12.03)	0:24.06 [4] (0:11.85)	0:12.21 [8] (0:12.21)						
Average Speed [km/h]	52.4	63.1	59.9	57.1	56.6	59.7	60.8	59.4						
Top Speed [km/h]	62.9	65.1	61.3	59.0	59.1	61.2	63.3	60.7						
Avg. Dist. to Rail [m]	2.6	1.6	2.2	2.1	0.7	0.7	0.9	2.0						
Avg. Stride Freq. [Hz]	2.3	2.5	2.4	2.4	2.3	2.4	2.5	2.4						
Avg. Stride Length [m]	6.3	7.0	6.8	6.7	6.7	6.8	6.8	6.7						



- [ ] Ranking at each section and finish
- .-.- No data available at this section
- NA No data available



Horse/Jockey Name	Boom Storm
Final Rank	9
Fastest Section Time (Section)	0:11.52 (400m)
Top Speed [km/h] (Section)	64.1 (400m)
Race State	Finished



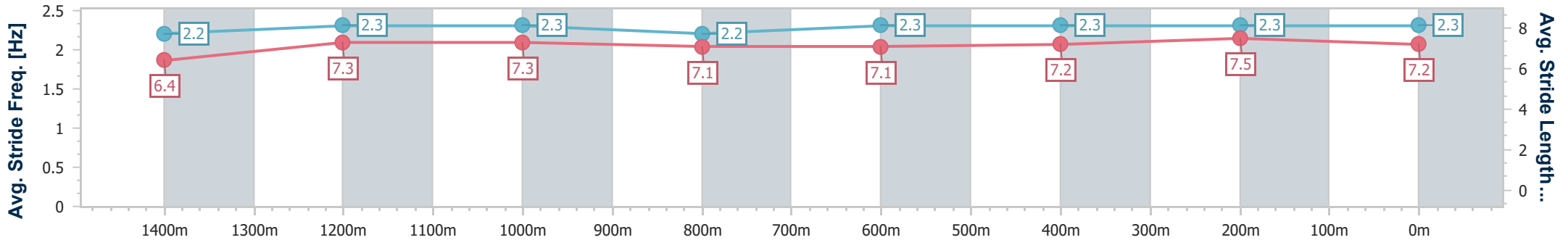
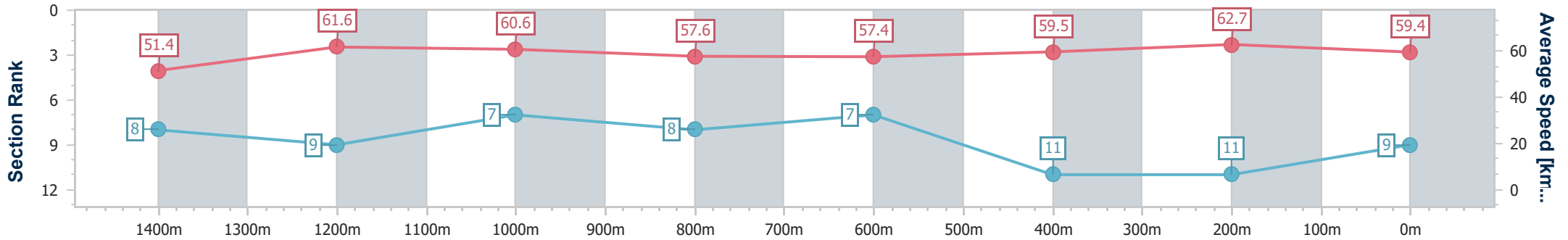
Sunshine Coast QLD Professional  
Race 6: HAPPY 40TH CRAIG WATT 'AKA' WATTY Class 2  
Handicap - 1600m



11 November 2022 - 19:39

Track Rating: Soft 5, Weather: Scattered Clouds, Rail Position: +8m  
Entire Course

Section	Overall	1400m	1200m	1000m	800m	600m	400m	200m						
Section Times	1:39.10 [9] (0:14.04)	1:25.06 [8] (0:11.81)	1:13.25 [9] (0:11.93)	1:01.32 [7] (0:12.65)	0:48.67 [8] (0:12.72)	0:35.95 [7] (0:12.22)	0:23.73 [11] (0:11.52)	0:12.21 [11] (0:12.21)						
Average Speed [km/h]	51.4	61.6	60.6	57.6	57.4	59.5	62.7	59.4						
Top Speed [km/h]	63.2	64.1	61.9	59.5	58.9	61.7	64.1	62.9						
Avg. Dist. to Rail [m]	4.4	3.4	3.8	3.8	1.9	1.7	4.4	5.5						
Avg. Stride Freq. [Hz]	2.2	2.3	2.3	2.2	2.3	2.3	2.3	2.3						
Avg. Stride Length [m]	6.4	7.3	7.3	7.1	7.1	7.2	7.5	7.2						



- [ ] Ranking at each section and finish
- .-.- No data available at this section
- NA No data available



Horse/Jockey Name	Glashabee
Final Rank	10
Fastest Section Time (Section)	0:11.46 (400m)
Top Speed [km/h] (Section)	65.0 (1400m)
Race State	Finished



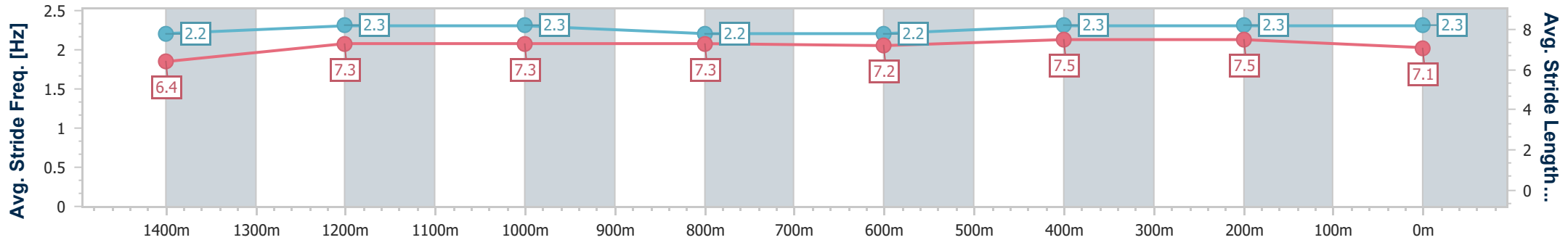
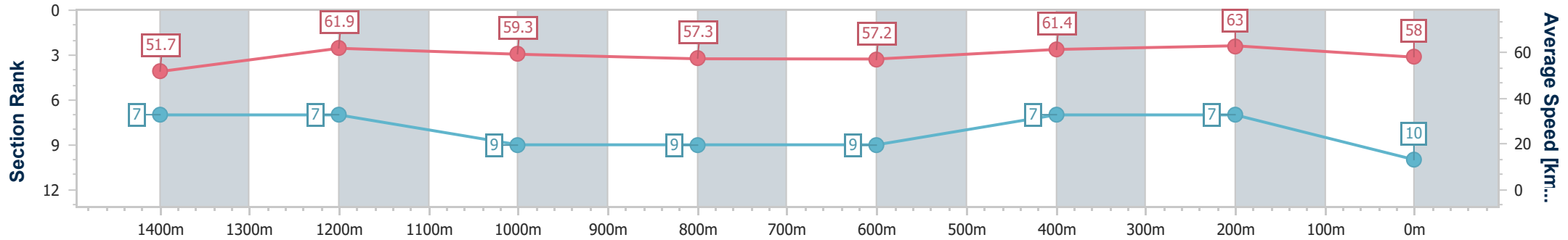
Sunshine Coast QLD Professional  
Race 6: HAPPY 40TH CRAIG WATT 'AKA' WATTY Class 2  
Handicap - 1600m



11 November 2022 - 19:39

Track Rating: Soft 5, Weather: Scattered Clouds, Rail Position: +8m  
Entire Course

Section	Overall	1400m	1200m	1000m	800m	600m	400m	200m						
Section Times	1:39.15 [10] (0:13.97)	1:25.18 [7] (0:11.74)	1:13.44 [7] (0:12.21)	1:01.23 [9] (0:12.69)	0:48.54 [9] (0:12.76)	0:35.78 [9] (0:11.82)	0:23.96 [7] (0:11.46)	0:12.50 [7] (0:12.50)						
Average Speed [km/h]	51.7	61.9	59.3	57.3	57.2	61.4	63.0	58.0						
Top Speed [km/h]	62.9	65.0	61.4	59.0	59.7	63.6	64.4	61.2						
Avg. Dist. to Rail [m]	3.9	2.8	3.7	3.2	1.9	1.2	5.1	6.4						
Avg. Stride Freq. [Hz]	2.2	2.3	2.3	2.2	2.2	2.3	2.3	2.3						
Avg. Stride Length [m]	6.4	7.3	7.3	7.3	7.2	7.5	7.5	7.1						



- [ ] Ranking at each section and finish
- .-.- No data available at this section
- NA No data available





Horse/Jockey Name	Enjuee
Final Rank	11
Fastest Section Time (Section)	0:11.52 (1400m)
Top Speed [km/h] (Section)	66.0 (Overall)
Race State	Finished



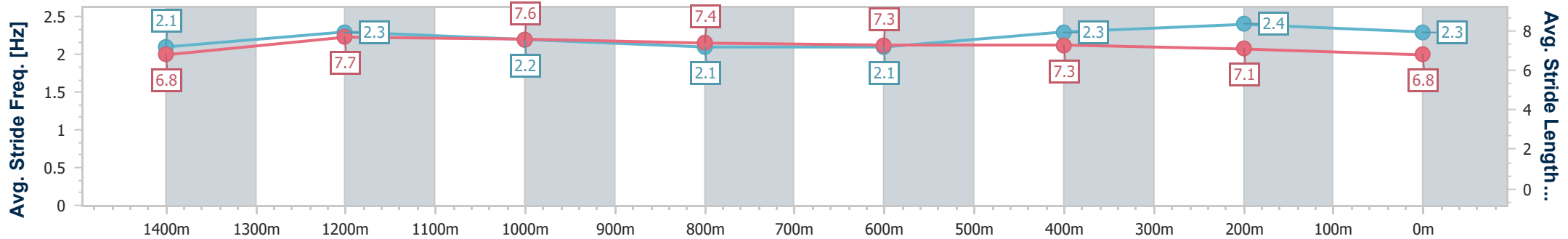
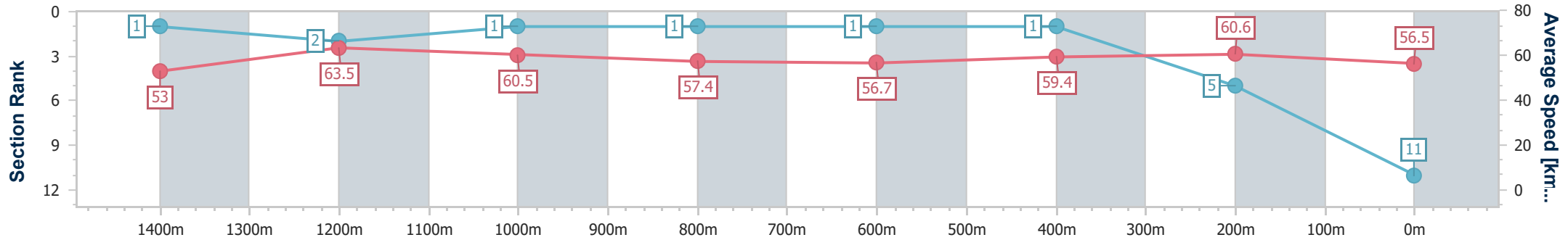
Sunshine Coast QLD Professional  
Race 6: HAPPY 40TH CRAIG WATT 'AKA' WATTY Class 2  
Handicap - 1600m



11 November 2022 - 19:39

Track Rating: Soft 5, Weather: Scattered Clouds, Rail Position: +8m  
Entire Course

Section	Overall	1400m	1200m	1000m	800m	600m	400m	200m						
Section Times	1:39.38 [11] (0:13.60)	1:25.78 [1] (0:11.52)	1:14.26 [2] (0:11.96)	1:02.30 [1] (0:12.66)	0:49.64 [1] (0:12.81)	0:36.83 [1] (0:12.09)	0:24.74 [1] (0:11.92)	0:12.82 [5] (0:12.82)						
Average Speed [km/h]	53.0	63.5	60.5	57.4	56.7	59.4	60.6	56.5						
Top Speed [km/h]	66.0	65.9	63.7	58.8	58.5	61.3	61.8	58.9						
Avg. Dist. to Rail [m]	5.7	4.8	2.9	2.4	0.7	0.8	0.4	0.5						
Avg. Stride Freq. [Hz]	2.1	2.3	2.2	2.1	2.1	2.3	2.4	2.3						
Avg. Stride Length [m]	6.8	7.7	7.6	7.4	7.3	7.3	7.1	6.8						



- [ ] Ranking at each section and finish
- .-.- No data available at this section
- NA No data available