

Track Rating: Good 3, Weather: Fine, Rail Position: +3m Entire Course

Section		Field Times												
Rank	TAB	Horse/Jockey	Barrier	Top Speed [km/h]	Fastest Section	Overall	1400m	1200m	1000m	800m	600m	400m	Last 600m	Distance Travelled [m]
1	6	HAIL TO THE CHIEF Isabella Rabjones	5	70.5 Overall	0:10.85 1400m	1:39.46 [1] (0:15.95)	1:23.51 [1] (0:10.85)	1:12.66 [1] (0:11.98)	1:00.68 [1] (0:12.68)	0:47.78 [1] (0:12.19)	0:35.59 [1] (0:11.94)	0:23.65 [1] (0:11.99)	0:35.59	
2	9	BLUE CORNER Nathan Evans	8	68.6 Overall	0:10.98 1400m	1:39.48 [2] (0:16.05)	1:23.43 [3] (0:10.98)	1:12.45 [2] (0:11.86)	1:00.59 [2] (0:12.57)	0:48.02 [2] (0:12.16)	0:35.86 [2] (0:11.78)	0:24.08 [2] (0:12.14)	0:35.86	+4
3	10	EAST ESPLANADE Matthew Powell	2	66.8 Overall	0:11.21 1400m	1:39.70 [3] (0:16.01)	1:23.69 [2] (0:11.21)	1:12.48 [3] (0:11.96)	1:00.52 [3] (0:12.74)	0:47.78 [5] (0:12.19)	0:35.59 [7] (0:11.71)	0:23.88 [3] (0:11.76)	0:35.59	-4
4	3	RUBY'S LAD Justin Stanley	9	67.6 Overall	0:10.79 1400m	1:39.78 [4] (0:16.83)	1:22.95 [8] (0:10.79)	1:12.16 [8] (0:11.77)	1:00.39 [9] (0:12.67)	0:47.72 [9] (0:12.01)	0:35.71 [9] (0:11.76)	0:23.95 [8] (0:12.01)	0:35.71	+5
5	1	HIGH I CUE Emma MacPherson	11	66.9 1400m	0:10.88 1400m	1:39.79 [5] (0:17.03)	1:22.76 [9] (0:10.88)	1:11.88 [9] (0:11.74)	1:00.14 [8] (0:12.66)	0:47.48 [8] (0:12.04)	0:35.44 [6] (0:11.99)	0:23.45 [6] (0:11.74)	0:35.44	-1
6	2	OCTAVIAN Jake Molloy	4	67.1 Overall	0:11.10 1400m	1:39.96 [6] (0:16.35)	1:23.61 [4] (0:11.10)	1:12.51 [5] (0:12.02)	1:00.49 [6] (0:12.80)	0:47.69 [7] (0:12.16)	0:35.53 [8] (0:11.94)	0:23.59 [7] (0:11.76)	0:35.53	-1
7	5	BY THE LAW Minonette Kennedy	10	67.1 Overall	0:11.22 1400m	1:40.17 [7] (0:16.42)	1:23.75 [6] (0:11.22)	1:12.53 [6] (0:11.69)	1:00.84 [5] (0:12.55)	0:48.29 [3] (0:12.13)	0:36.16 [3] (0:12.02)	0:24.14 [5] (0:12.17)	0:36.16	+8
8	4	SPIRIT'S CHARM Nathan Fazackerley	6	70.2 Overall	0:10.93 1400m	1:40.34 [8] (0:16.30)	1:24.04 [5] (0:10.93)	1:13.11 [4] (0:11.92)	1:01.19 [4] (0:12.66)	0:48.53 [6] (0:12.05)	0:36.48 [4] (0:11.75)	0:24.73 [4] (0:12.20)	0:36.48	+2
9	7	PACKAGE Tessa Townsend	3	67.1 1400m	0:10.89 1400m	1:41.23 [9] (0:16.76)	1:24.47 [7] (0:10.89)	1:13.58 [6] (0:11.88)	1:01.70 [7] (0:12.37)	0:49.33 [4] (0:12.29)	0:37.04 [5] (0:12.25)	0:24.79 [9] (0:12.42)	0:37.04	+6

Scratched: Rose Pin (#11), Ego Dancer (#12), Ultimate Power (#8)

Track Rating: Good 3, Weather: Fine, Rail Position: +3m Entire Course

Section				200m				Last 600m	
Field Times				0:11.92 (0:11.92)				0:35.84	
Rank	TAB	Horse/Jockey	Barrier	Top Speed [km/h]	Fastest Section				Distance Travelled [m]
1	6	HAIL TO THE CHIEF Isabella Rabjones	5	70.5 Overall	0:10.85 1400m	0:11.66 [1] (0:11.66)		0:35.59	
2	9	BLUE CORNER Nathan Evans	8	68.6 Overall	0:10.98 1400m	0:11.94 [3] (0:11.94)		0:35.86	+4
3	10	EAST ESPLANADE Matthew Powell	2	66.8 Overall	0:11.21 1400m	0:12.12 [2] (0:12.12)		0:35.59	-4
4	3	RUBY'S LAD Justin Stanley	9	67.6 Overall	0:10.79 1400m	0:11.94 [8] (0:11.94)		0:35.71	+5
5	1	HIGH I CUE Emma MacPherson	11	66.9 1400m	0:10.88 1400m	0:11.71 [4] (0:11.71)		0:35.44	-1
6	2	OCTAVIAN Jake Molloy	4	67.1 Overall	0:11.10 1400m	0:11.83 [5] (0:11.83)		0:35.53	-1
7	5	BY THE LAW Minonette Kennedy	10	67.1 Overall	0:11.22 1400m	0:11.97 [7] (0:11.97)		0:36.16	+8
8	4	SPIRIT'S CHARM Nathan Fazackerley	6	70.2 Overall	0:10.93 1400m	0:12.53 [6] (0:12.53)		0:36.48	+2
9	7	PACKAGE Tessa Townsend	3	67.1 1400m	0:10.89 1400m	0:12.37 [9] (0:12.37)		0:37.04	+6

Scratched: Rose Pin (#11), Ego Dancer (#12), Ultimate Power (#8)



Horse/Jockey Name	Hail To The Chief
Final Rank	1
Fastest Section Time (Section)	0:10.85 (1400m)
Top Speed [km/h] (Section)	70.5 (Overall)
Race State	Finished



Toowoomba QLD Professional

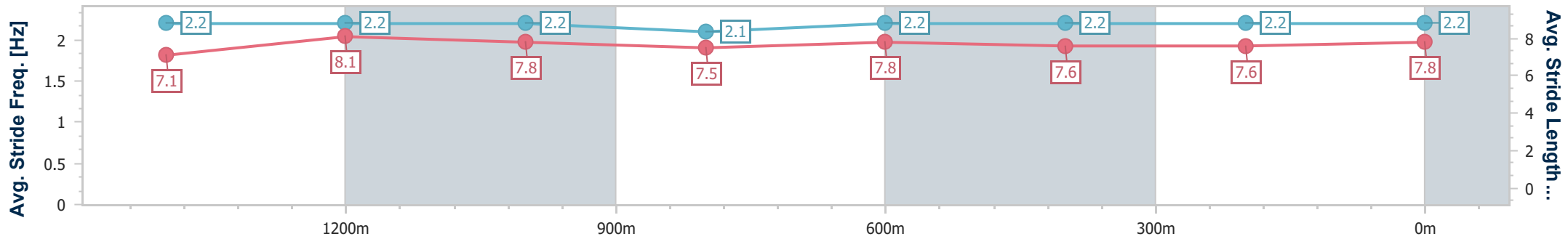
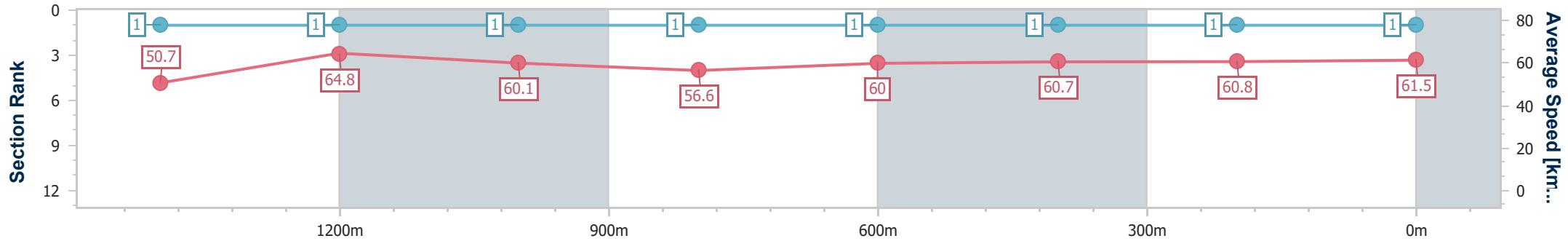
Race 3: IOR BM65 Handicap - 1625m

12 November 2022 - 18:02

Track Rating: Good 3, Weather: Fine, Rail Position: +3m Entire Course



Section	Overall	1400m	1200m	1000m	800m	600m	400m	200m
Section Times	1:39.46 [1] (0:15.95)	1:23.51 [1] (0:10.85)	1:12.66 [1] (0:11.98)	1:00.68 [1] (0:12.90)	0:47.78 [1] (0:12.19)	0:35.59 [1] (0:11.94)	0:23.65 [1] (0:11.99)	0:11.66 [1] (0:11.66)
Average Speed [km/h]	50.7	64.8	60.1	56.6	60.0	60.7	60.8	61.5
Top Speed [km/h]	70.5	69.3	62.9	58.3	61.8	61.6	63.5	65.2
Avg. Dist. to Rail [m]	3.1	3.9	1.5	2.8	3.6	1.2	4.2	7.0
Avg. Stride Freq. [Hz]	2.2	2.2	2.2	2.1	2.2	2.2	2.2	2.2
Avg. Stride Length [m]	7.1	8.1	7.8	7.5	7.8	7.6	7.6	7.8



- [] Ranking at each section and finish
- .-.- No data available at this section
- NA No data available



Horse/Jockey Name	Blue Corner
Final Rank	2
Fastest Section Time (Section)	0:10.98 (1400m)
Top Speed [km/h] (Section)	68.6 (Overall)
Race State	Finished



Toowoomba QLD Professional

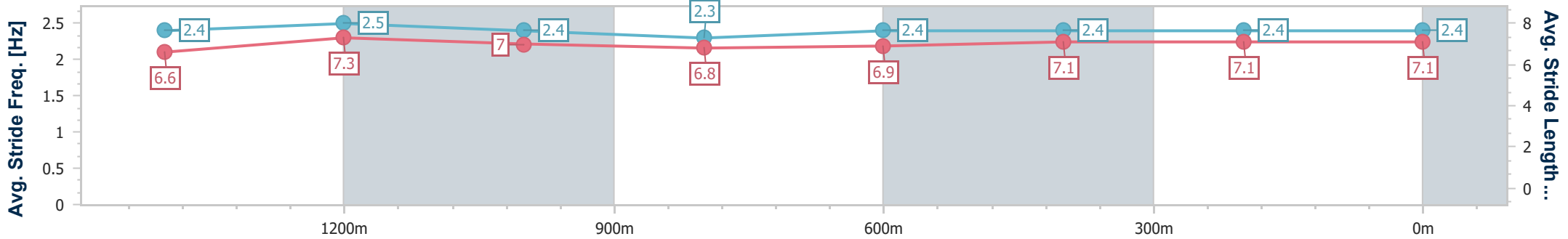
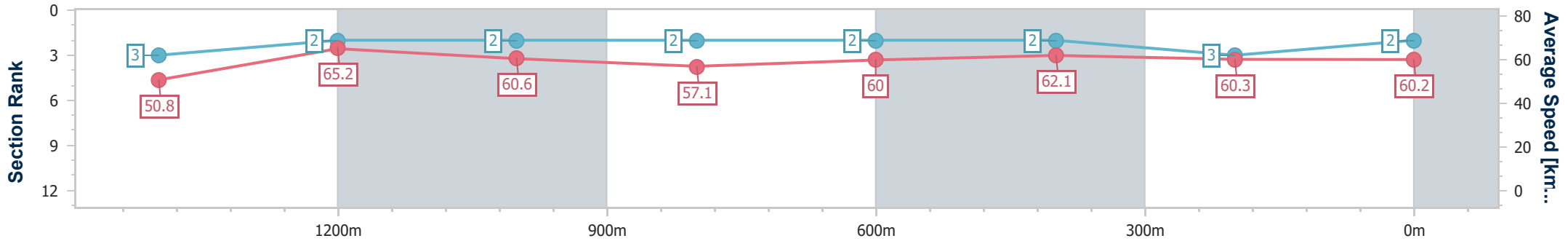
Race 3: IOR BM65 Handicap - 1625m

12 November 2022 - 18:02

Track Rating: Good 3, Weather: Fine, Rail Position: +3m Entire Course



Section	Overall	1400m	1200m	1000m	800m	600m	400m	200m						
Section Times	1:39.48 [2] (0:16.05)	1:23.43 [3] (0:10.98)	1:12.45 [2] (0:11.86)	1:00.59 [2] (0:12.57)	0:48.02 [2] (0:12.16)	0:35.86 [2] (0:11.78)	0:24.08 [2] (0:12.14)	0:11.94 [3] (0:11.94)						
Average Speed [km/h]	50.8	65.2	60.6	57.1	60.0	62.1	60.3	60.2						
Top Speed [km/h]	68.6	67.4	63.6	58.1	62.6	62.9	62.4	61.4						
Avg. Dist. to Rail [m]	3.5	1.0	0.7	1.4	3.9	3.0	5.3	6.2						
Avg. Stride Freq. [Hz]	2.4	2.5	2.4	2.3	2.4	2.4	2.4	2.4						
Avg. Stride Length [m]	6.6	7.3	7.0	6.8	6.9	7.1	7.1	7.1						



- [] Ranking at each section and finish
- .-.- No data available at this section
- NA No data available



Horse/Jockey Name	East Esplanade
Final Rank	3
Fastest Section Time (Section)	0:11.21 (1400m)
Top Speed [km/h] (Section)	66.8 (Overall)
Race State	Finished



Toowoomba QLD Professional

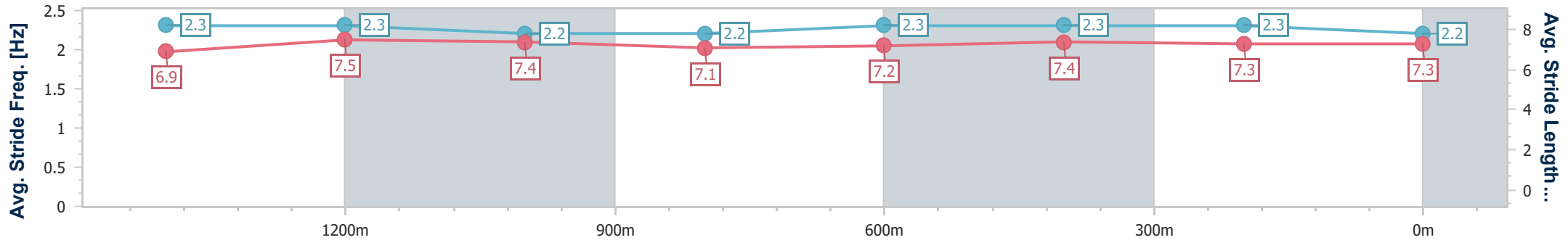
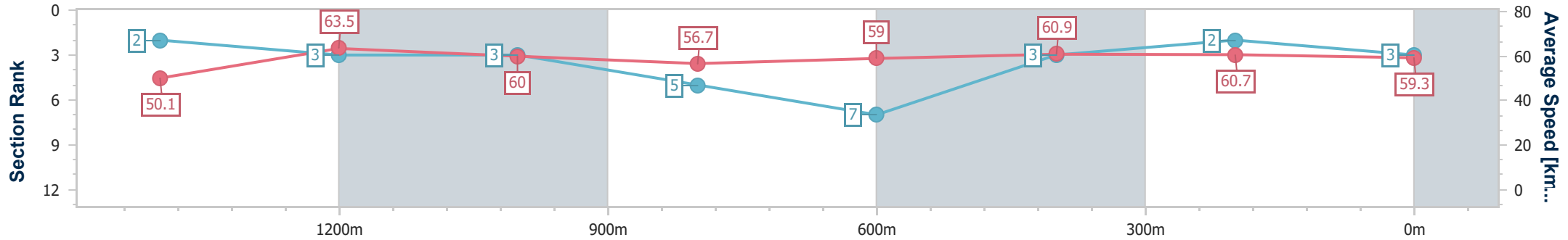
Race 3: IOR BM65 Handicap - 1625m

12 November 2022 - 18:02

Track Rating: Good 3, Weather: Fine, Rail Position: +3m Entire Course



Section	Overall	1400m	1200m	1000m	800m	600m	400m	200m						
Section Times	1:39.70 [3] (0:16.01)	1:23.69 [2] (0:11.21)	1:12.48 [3] (0:11.96)	1:00.52 [3] (0:12.74)	0:47.78 [5] (0:12.19)	0:35.59 [7] (0:11.71)	0:23.88 [3] (0:11.76)	0:12.12 [2] (0:12.12)						
Average Speed [km/h]	50.1	63.5	60.0	56.7	59.0	60.9	60.7	59.3						
Top Speed [km/h]	66.8	66.4	62.1	57.6	60.8	61.7	62.3	61.3						
Avg. Dist. to Rail [m]	4.3	2.0	0.5	0.6	0.3	1.7	2.3	3.3						
Avg. Stride Freq. [Hz]	2.3	2.3	2.2	2.2	2.3	2.3	2.3	2.2						
Avg. Stride Length [m]	6.9	7.5	7.4	7.1	7.2	7.4	7.3	7.3						



- [] Ranking at each section and finish
- .-.- No data available at this section
- NA No data available



Horse/Jockey Name	Ruby's Lad
Final Rank	4
Fastest Section Time (Section)	0:10.79 (1400m)
Top Speed [km/h] (Section)	67.6 (Overall)
Race State	Finished



Toowoomba QLD Professional

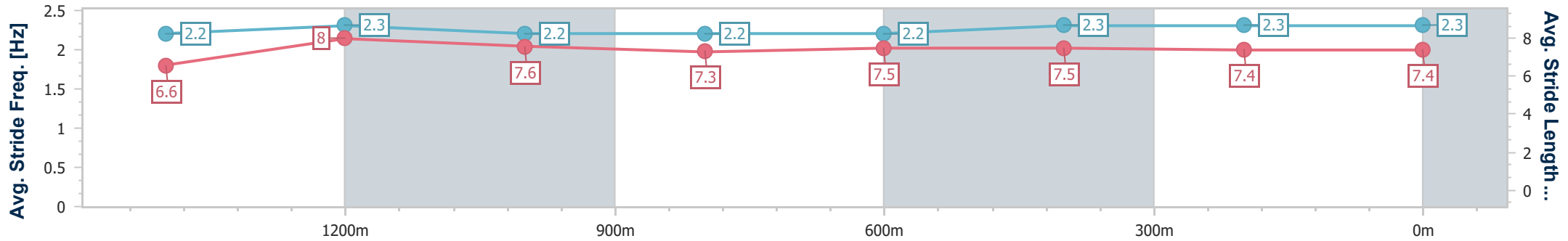
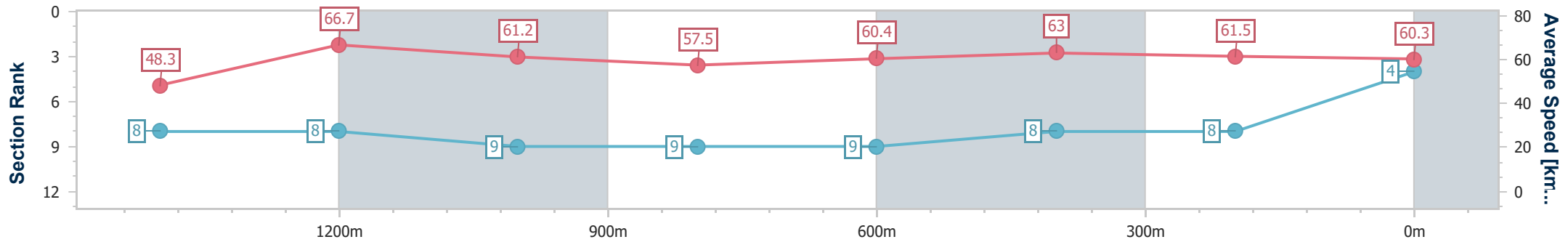
Race 3: IOR BM65 Handicap - 1625m

12 November 2022 - 18:02

Track Rating: Good 3, Weather: Fine, Rail Position: +3m Entire Course



Section	Overall	1400m	1200m	1000m	800m	600m	400m	200m						
Section Times	1:39.78 [4] (0:16.83)	1:22.95 [8] (0:10.79)	1:12.16 [8] (0:11.77)	1:00.39 [9] (0:12.67)	0:47.72 [9] (0:12.01)	0:35.71 [9] (0:11.76)	0:23.95 [8] (0:12.01)	0:11.94 [8] (0:11.94)						
Average Speed [km/h]	48.3	66.7	61.2	57.5	60.4	63.0	61.5	60.3						
Top Speed [km/h]	67.6	67.1	63.8	58.0	61.0	64.1	63.4	62.3						
Avg. Dist. to Rail [m]	3.8	0.6	2.3	2.8	2.1	5.2	8.1	9.3						
Avg. Stride Freq. [Hz]	2.2	2.3	2.2	2.2	2.2	2.3	2.3	2.3						
Avg. Stride Length [m]	6.6	8.0	7.6	7.3	7.5	7.5	7.4	7.4						



- [] Ranking at each section and finish
- .-.- No data available at this section
- NA No data available



Horse/Jockey Name	High I Cue
Final Rank	5
Fastest Section Time (Section)	0:10.88 (1400m)
Top Speed [km/h] (Section)	66.9 (1400m)
Race State	Finished



Toowoomba QLD Professional

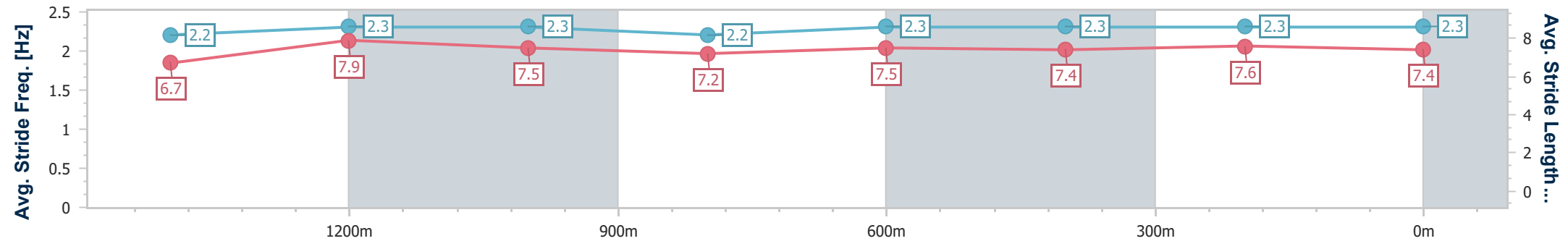
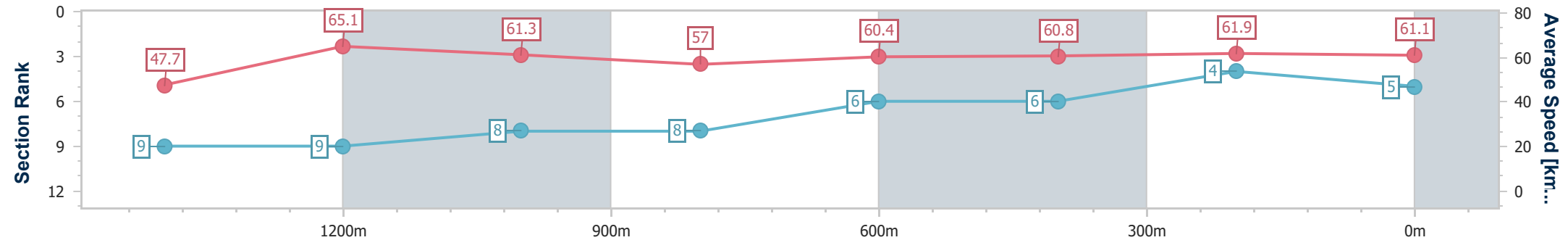
Race 3: IOR BM65 Handicap - 1625m

12 November 2022 - 18:02

Track Rating: Good 3, Weather: Fine, Rail Position: +3m Entire Course



Section	Overall	1400m	1200m	1000m	800m	600m	400m	200m						
Section Times	1:39.79 [5] (0:17.03)	1:22.76 [9] (0:10.88)	1:11.88 [9] (0:11.74)	1:00.14 [8] (0:12.66)	0:47.48 [8] (0:12.04)	0:35.44 [6] (0:11.99)	0:23.45 [6] (0:11.74)	0:11.71 [4] (0:11.71)						
Average Speed [km/h]	47.7	65.1	61.3	57.0	60.4	60.8	61.9	61.1						
Top Speed [km/h]	66.7	66.9	64.7	58.9	61.0	61.3	63.4	64.8						
Avg. Dist. to Rail [m]	3.8	2.7	0.7	0.8	3.3	2.2	3.8	9.0						
Avg. Stride Freq. [Hz]	2.2	2.3	2.3	2.2	2.3	2.3	2.3	2.3						
Avg. Stride Length [m]	6.7	7.9	7.5	7.2	7.5	7.4	7.6	7.4						



- [] Ranking at each section and finish
- .-.- No data available at this section
- NA No data available



Horse/Jockey Name	Octavian
Final Rank	6
Fastest Section Time (Section)	0:11.10 (1400m)
Top Speed [km/h] (Section)	67.1 (Overall)
Race State	Finished



Toowoomba QLD Professional

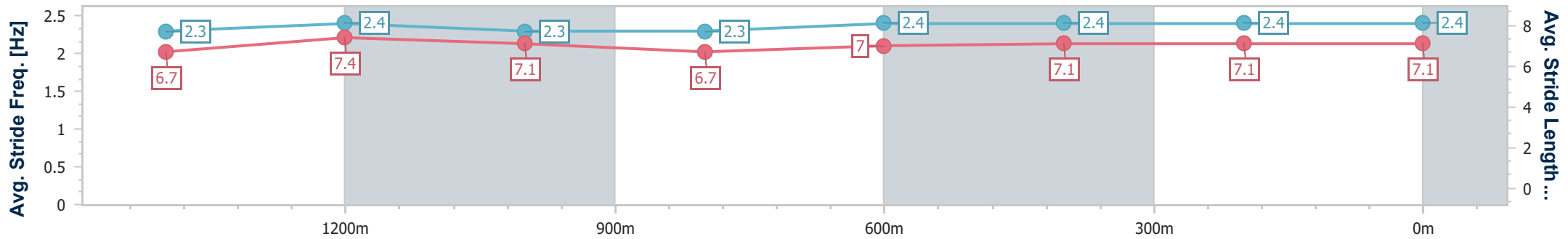
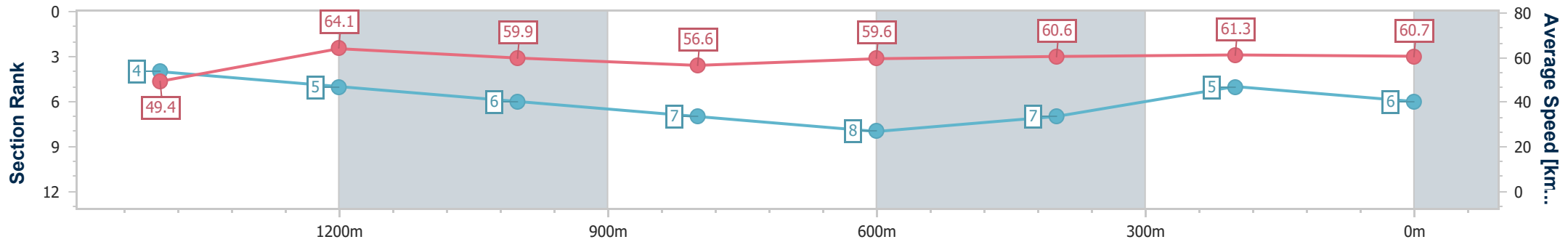
Race 3: IOR BM65 Handicap - 1625m

12 November 2022 - 18:02

Track Rating: Good 3, Weather: Fine, Rail Position: +3m Entire Course



Section	Overall	1400m	1200m	1000m	800m	600m	400m	200m						
Section Times	1:39.96 [6] (0:16.35)	1:23.61 [4] (0:11.10)	1:12.51 [5] (0:12.02)	1:00.49 [6] (0:12.80)	0:47.69 [7] (0:12.16)	0:35.53 [8] (0:11.94)	0:23.59 [7] (0:11.76)	0:11.83 [5] (0:11.83)						
Average Speed [km/h]	49.4	64.1	59.9	56.6	59.6	60.6	61.3	60.7						
Top Speed [km/h]	67.1	65.5	61.3	57.4	60.8	62.1	63.6	63.5						
Avg. Dist. to Rail [m]	2.1	2.1	0.4	1.6	2.4	0.8	0.5	2.4						
Avg. Stride Freq. [Hz]	2.3	2.4	2.3	2.3	2.4	2.4	2.4	2.4						
Avg. Stride Length [m]	6.7	7.4	7.1	6.7	7.0	7.1	7.1	7.1						



- [] Ranking at each section and finish
- .-.- No data available at this section
- NA No data available



Horse/Jockey Name	By the Law
Final Rank	7
Fastest Section Time (Section)	0:11.22 (1400m)
Top Speed [km/h] (Section)	67.1 (Overall)
Race State	Finished



Toowoomba QLD Professional

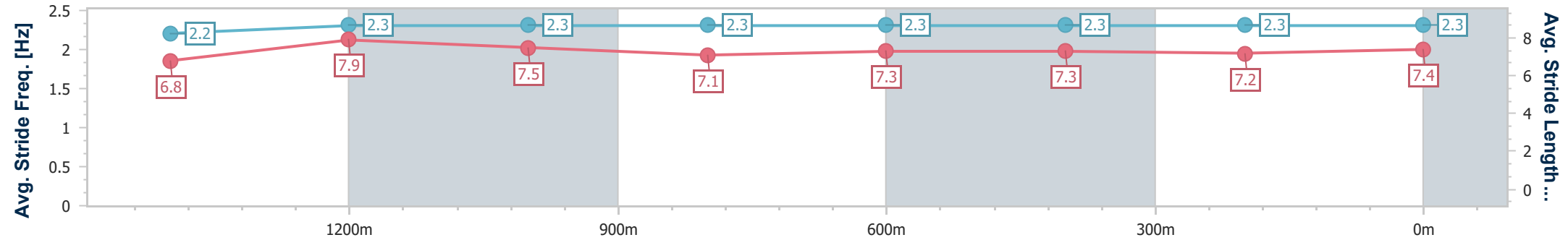
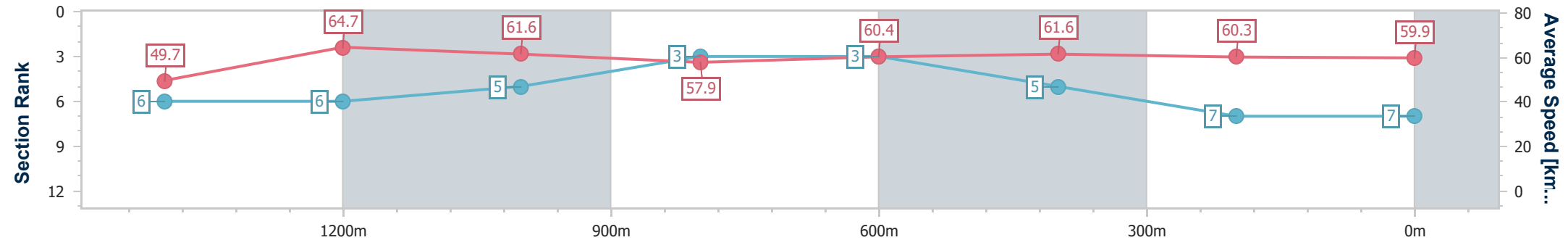
Race 3: IOR BM65 Handicap - 1625m

12 November 2022 - 18:02

Track Rating: Good 3, Weather: Fine, Rail Position: +3m Entire Course



Section	Overall	1400m	1200m	1000m	800m	600m	400m	200m						
Section Times	1:40.17 [7] (0:16.42)	1:23.75 [6] (0:11.22)	1:12.53 [6] (0:11.69)	1:00.84 [5] (0:12.55)	0:48.29 [3] (0:12.13)	0:36.16 [3] (0:12.02)	0:24.14 [5] (0:12.17)	0:11.97 [7] (0:11.97)						
Average Speed [km/h]	49.7	64.7	61.6	57.9	60.4	61.6	60.3	59.9						
Top Speed [km/h]	67.1	66.7	65.7	59.2	62.3	63.5	61.4	63.7						
Avg. Dist. to Rail [m]	5.2	1.3	2.7	2.0	5.4	4.9	5.3	5.6						
Avg. Stride Freq. [Hz]	2.2	2.3	2.3	2.3	2.3	2.3	2.3	2.3						
Avg. Stride Length [m]	6.8	7.9	7.5	7.1	7.3	7.3	7.2	7.4						



- [] Ranking at each section and finish
- .-.- No data available at this section
- NA No data available



Horse/Jockey Name	Spirit's Charm
Final Rank	8
Fastest Section Time (Section)	0:10.93 (1400m)
Top Speed [km/h] (Section)	70.2 (Overall)
Race State	Finished



Toowoomba QLD Professional

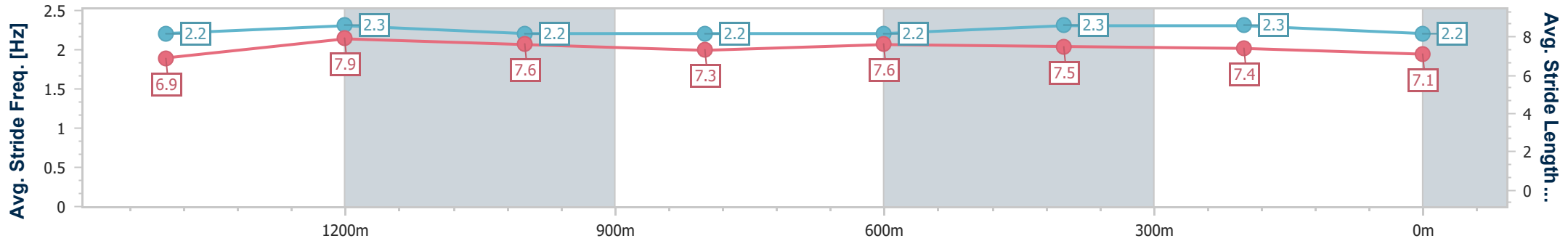
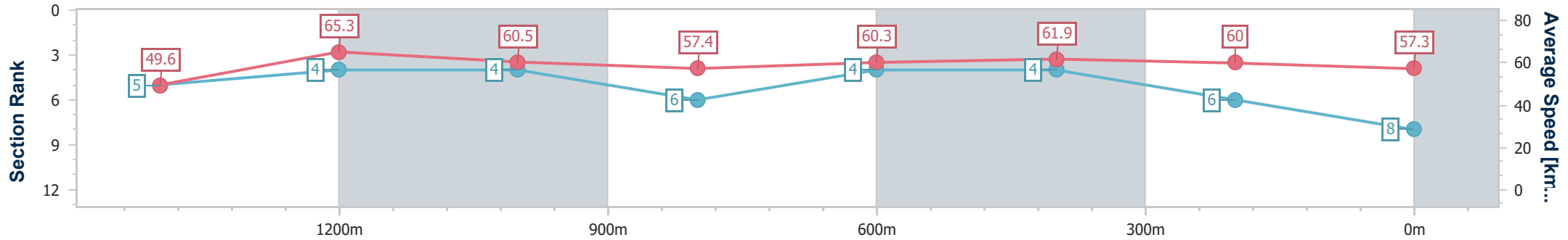
Race 3: IOR BM65 Handicap - 1625m

12 November 2022 - 18:02

Track Rating: Good 3, Weather: Fine, Rail Position: +3m Entire Course



Section	Overall	1400m	1200m	1000m	800m	600m	400m	200m
Section Times	1:40.34 [8] (0:16.30)	1:24.04 [5] (0:10.93)	1:13.11 [4] (0:11.92)	1:01.19 [4] (0:12.66)	0:48.53 [6] (0:12.05)	0:36.48 [4] (0:11.75)	0:24.73 [4] (0:12.20)	0:12.53 [6] (0:12.53)
Average Speed [km/h]	49.6	65.3	60.5	57.4	60.3	61.9	60.0	57.3
Top Speed [km/h]	70.2	67.9	61.2	57.9	60.9	62.6	62.3	59.2
Avg. Dist. to Rail [m]	2.9	1.2	1.3	2.2	2.0	2.1	5.2	6.4
Avg. Stride Freq. [Hz]	2.2	2.3	2.2	2.2	2.2	2.3	2.3	2.2
Avg. Stride Length [m]	6.9	7.9	7.6	7.3	7.6	7.5	7.4	7.1



- [] Ranking at each section and finish
- .-.- No data available at this section
- NA No data available



Horse/Jockey Name	Package
Final Rank	9
Fastest Section Time (Section)	0:10.89 (1400m)
Top Speed [km/h] (Section)	67.1 (1400m)
Race State	Finished



Toowoomba QLD Professional

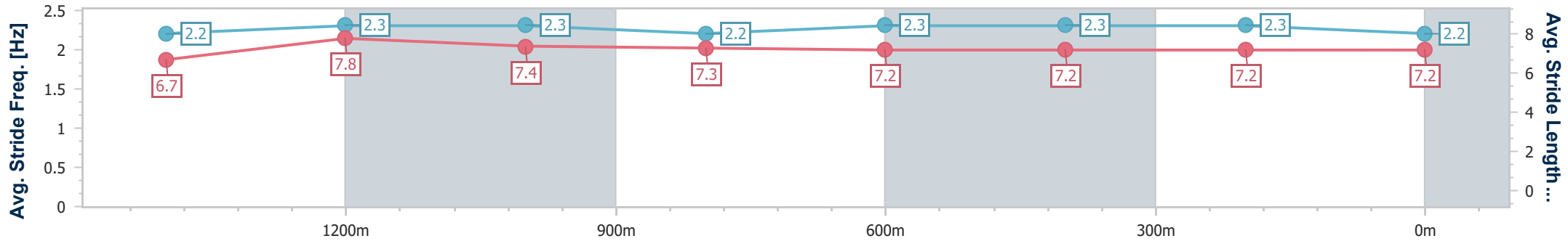
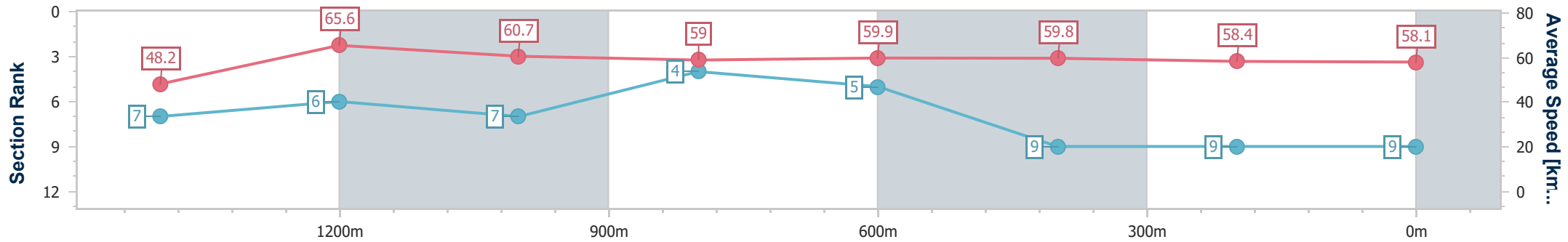
Race 3: IOR BM65 Handicap - 1625m

12 November 2022 - 18:02

Track Rating: Good 3, Weather: Fine, Rail Position: +3m Entire Course



Section	Overall	1400m	1200m	1000m	800m	600m	400m	200m					
Section Times	1:41.23 [9] (0:16.76)	1:24.47 [7] (0:10.89)	1:13.58 [6] (0:11.88)	1:01.70 [7] (0:12.37)	0:49.33 [4] (0:12.29)	0:37.04 [5] (0:12.25)	0:24.79 [9] (0:12.42)	0:12.37 [9] (0:12.37)					
Average Speed [km/h]	48.2	65.6	60.7	59.0	59.9	59.8	58.4	58.1					
Top Speed [km/h]	66.3	67.1	63.3	59.9	62.0	62.8	62.7	61.7					
Avg. Dist. to Rail [m]	2.3	1.8	3.1	3.7	6.2	3.9	2.8	4.6					
Avg. Stride Freq. [Hz]	2.2	2.3	2.3	2.2	2.3	2.3	2.3	2.2					
Avg. Stride Length [m]	6.7	7.8	7.4	7.3	7.2	7.2	7.2	7.2					



- [] Ranking at each section and finish
- .-.- No data available at this section
- NA No data available