



# Toowoomba QLD Professional

## Race 4: NEWLANDS GROUP Maiden Handicap - 1200m

12 November 2022 - 18:40



Track Rating: Good 3, Weather: Fine, Rail Position: +3m Entire Course

Section												Last 600m		
Field Times		Overall	1000m	800m	600m	400m	200m						0:35.78	
		(0:13.98)	(0:11.25)	(0:11.75)	(0:12.01)	(0:11.98)	(0:11.79)							
Rank	TAB	Horse/Jockey	Barrier	Top Speed [km/h]	Fastest Section									Distance Travelled [m]
1	6	LATIN LYRIC Tessa Townsend	14	66.9 1000m	0:11.26 1000m	1:12.76 [1] (0:14.74)	0:58.02 [10] (0:11.26)	0:46.76 [10] (0:11.53)	0:35.23 [7] (0:11.75)	0:23.48 [7] (0:11.91)	0:11.57 [3] (0:11.57)	0:35.23		
2	5	FROZEN AWARD Michael Murphy	6	67.0 1000m	0:11.25 1000m	1:13.03 [2] (0:13.98)	0:59.05 [1] (0:11.25)	0:47.80 [1] (0:11.81)	0:35.99 [2] (0:12.02)	0:23.97 [2] (0:11.91)	0:12.06 [1] (0:12.06)	0:35.99	+1	
3	14	GATEWAYS Nozi Tomizawa	4	65.7 1000m	0:11.29 1000m	1:13.27 [3] (0:14.17)	0:59.10 [5] (0:11.29)	0:47.81 [5] (0:11.69)	0:36.12 [4] (0:12.00)	0:24.12 [3] (0:12.21)	0:11.91 [5] (0:11.91)	0:36.12	+1	
4	2	RED VODKA Kenji Yoshida	5	67.4 1000m	0:11.22 1000m	1:13.28 [4] (0:14.40)	0:58.88 [7] (0:11.22)	0:47.66 [6] (0:11.67)	0:35.99 [6] (0:11.96)	0:24.03 [6] (0:11.94)	0:12.09 [2] (0:12.09)	0:35.99	+1	
5	3	WAR HOPE Les Tilley	8	65.6 1000m	0:11.35 1000m	1:13.45 [5] (0:14.62)	0:58.83 [9] (0:11.35)	0:47.48 [9] (0:11.84)	0:35.64 [10] (0:11.82)	0:23.82 [10] (0:12.00)	0:11.82 [8] (0:11.82)	0:35.64	-3	
6	9	PLATINUM ROSE Matthew Powell	1	66.2 1000m	0:11.27 1000m	1:13.84 [6] (0:14.02)	0:59.82 [2] (0:11.27)	0:48.55 [2] (0:11.80)	0:36.75 [3] (0:11.90)	0:24.85 [1] (0:12.35)	0:12.50 [4] (0:12.50)	0:36.75	-2	
7	11	GUS THE BUS Nathan Evans	9	67.6 Overall	0:11.42 1000m	1:14.01 [7] (0:14.03)	0:59.98 [3] (0:11.42)	0:48.56 [4] (0:11.76)	0:36.80 [5] (0:11.98)	0:24.82 [4] (0:12.27)	0:12.55 [6] (0:12.55)	0:36.80	+2	
8	1	WITNESS ATTACK Gary Geran	7	67.6 Overall	0:11.48 1000m	1:14.18 [8] (0:14.36)	0:59.82 [6] (0:11.48)	0:48.34 [8] (0:11.76)	0:36.58 [9] (0:11.88)	0:24.70 [8] (0:12.45)	0:12.25 [10] (0:12.25)	0:36.58	+5	
9	4	SWEET WIND Shane McGovern	2	66.5 1000m	0:11.24 1000m	1:14.20 [9] (0:14.44)	0:59.76 [8] (0:11.24)	0:48.52 [7] (0:11.90)	0:36.62 [8] (0:11.96)	0:24.66 [9] (0:12.05)	0:12.61 [7] (0:12.61)	0:36.62	-5	
10	12	HEAD DE VEGAS Minonette Kennedy	10	67.1 1000m	0:11.33 1000m	1:14.67 [10] (0:14.11)	1:00.56 [4] (0:11.33)	0:49.23 [3] (0:11.54)	0:37.69 [1] (0:12.25)	0:25.44 [5] (0:12.64)	0:12.80 [9] (0:12.80)	0:37.69	+4	

Scratched: Max's Source (#13), Kiss The Lass (#10), Dedors Lad (#7)

Report Created: Sat 12 November 2022 21:27 GMT (Note: Timing is based on position data)

Page 1/14

[ ] Ranking at each section and finish  
 -:-:- No data available at this section  
 NA No data available  
 SCN Saddle cloth number  
 DNF Did not finish  
 DNT Did not track

data processed by TRIPLESDATA

Section	Overall	1000m	800m	600m	400m	200m	Last 600m
Field Times	1:12.76 (0:13.98)	0:58.78 (0:11.25)	0:47.53 (0:11.75)	0:35.78 (0:12.01)	0:23.77 (0:11.98)	0:11.79 (0:11.79)	0:35.78

[ ] Ranking at each section and finish  
 -:-:- No data available at this section  
 NA No data available

SCN Saddle cloth number  
 DNF Did not finish  
 DNT Did not track



**Toowoomba QLD Professional**  
**Race 4: NEWLANDS GROUP Maiden Handicap - 1200m**  
**12 November 2022 - 18:40**



Track Rating: Good 3, Weather: Fine, Rail Position: +3m Entire Course

Section		Overall	1000m	800m	600m	400m	200m	Last 600m
Field Times		1:12.76 (0:13.98)	0:58.78 (0:11.25)	0:47.53 (0:11.75)	0:35.78 (0:12.01)	0:23.77 (0:11.98)	0:11.79 (0:11.79)	0:35.78

Rank	TAB	Horse/Jockey	Barrier	Top Speed [km/h]	Fastest Section	Overall	1000m	800m	600m	400m	200m	Last 600m	Distance Travelled [m]
11	8	LA VITTORIA Jackson Murphy	13	64.7 1000m	0:11.56 1000m	1:15.92 [11] (0:14.86)	1:01.06 [11] (0:11.56)	0:49.50 [11] (0:11.66)	0:37.84 [11] (0:12.18)	0:25.66 [11] (0:12.12)	0:13.54 [11] (0:13.54)	0:37.84	+2

Scratched: Max's Source (#13), Kiss The Lass (#10), Dedors Lad (#7)



Horse/Jockey Name	Latin Lyric
Final Rank	1
Fastest Section Time (Section)	0:11.26 (1000m)
Top Speed [km/h] (Section)	66.9 (1000m)
Race State	Finished



### Toowoomba QLD Professional

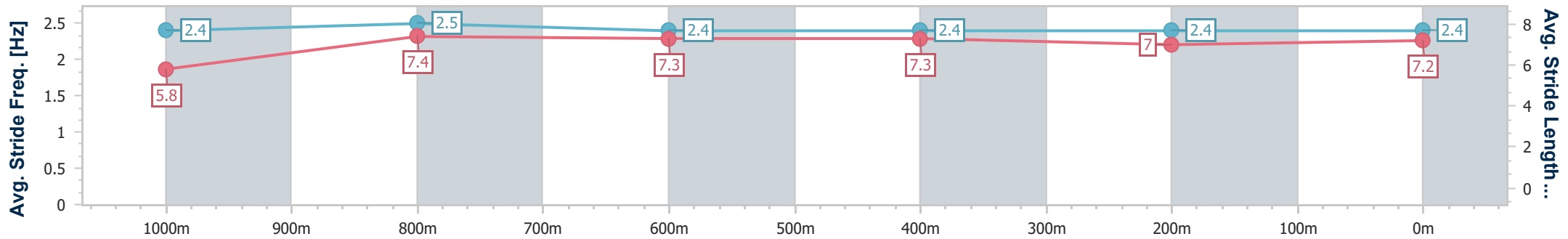
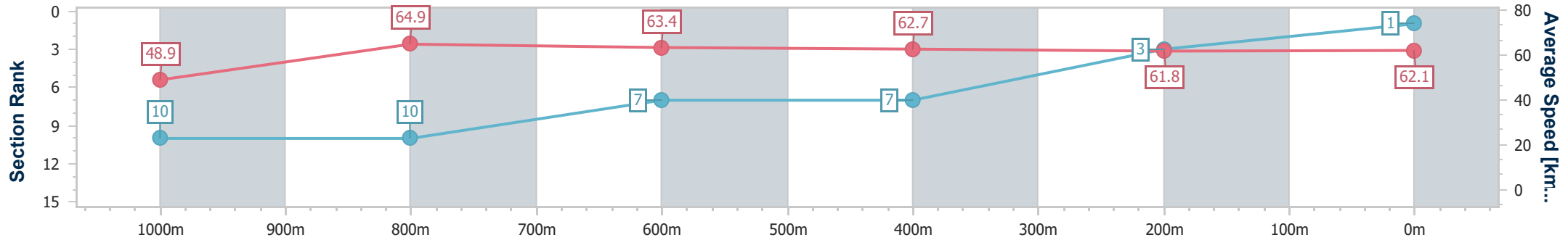
Race 4: NEWLANDS GROUP Maiden Handicap - 1200m

12 November 2022 - 18:40

Track Rating: Good 3, Weather: Fine, Rail Position: +3m Entire Course



Section	Overall	1000m	800m	600m	400m	200m
Section Times	1:12.76 [1] (0:14.74)	0:58.02 [10] (0:11.26)	0:46.76 [10] (0:11.53)	0:35.23 [7] (0:11.75)	0:23.48 [7] (0:11.91)	0:11.57 [3] (0:11.57)
Average Speed [km/h]	48.9	64.9	63.4	62.7	61.8	62.1
Top Speed [km/h]	64.4	66.9	65.2	64.1	63.6	64.2
Avg. Dist. to Rail [m]	9.4	4.4	4.3	4.5	5.8	2.5
Avg. Stride Freq. [Hz]	2.4	2.5	2.4	2.4	2.4	2.4
Avg. Stride Length [m]	5.8	7.4	7.3	7.3	7.0	7.2



- [ ] Ranking at each section and finish
- .-.- No data available at this section
- NA No data available



Horse/Jockey Name	Frozen Award
Final Rank	2
Fastest Section Time (Section)	0:11.25 (1000m)
Top Speed [km/h] (Section)	67.0 (1000m)
Race State	Finished



### Toowoomba QLD Professional

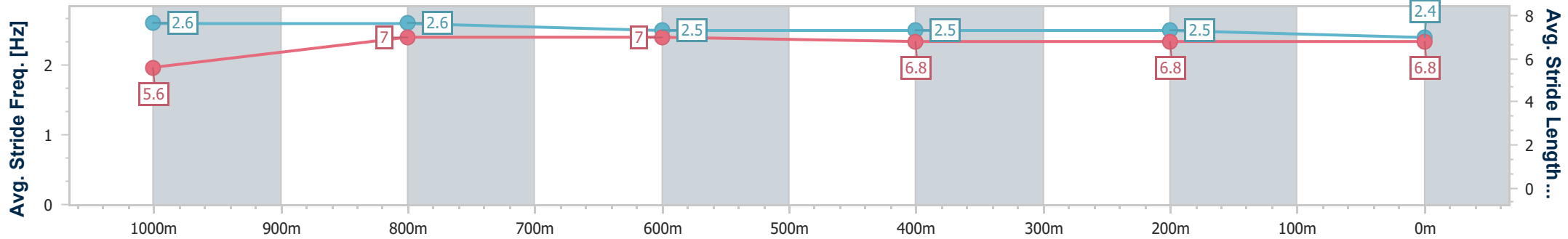
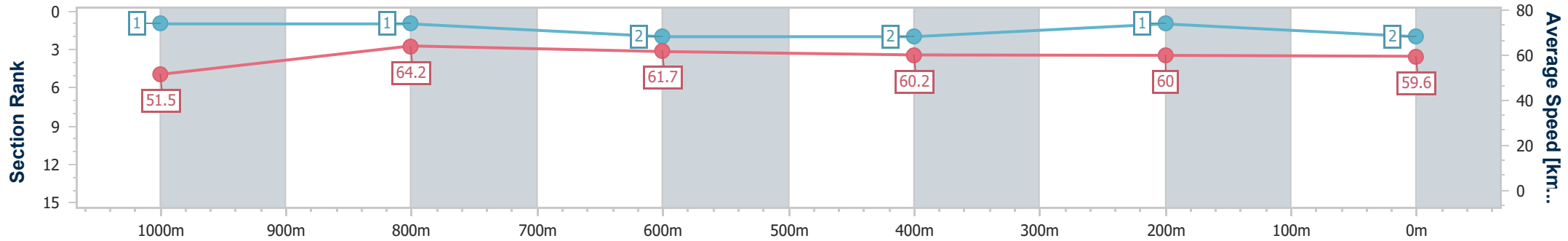
Race 4: NEWLANDS GROUP Maiden Handicap - 1200m

12 November 2022 - 18:40

Track Rating: Good 3, Weather: Fine, Rail Position: +3m Entire Course



Section	Overall	1000m	800m	600m	400m	200m
Section Times	1:13.03 [2] (0:13.98)	0:59.05 [1] (0:11.25)	0:47.80 [1] (0:11.81)	0:35.99 [2] (0:12.02)	0:23.97 [2] (0:11.91)	0:12.06 [1] (0:12.06)
Average Speed [km/h]	51.5	64.2	61.7	60.2	60.0	59.6
Top Speed [km/h]	66.9	67.0	63.1	63.2	61.3	61.6
Avg. Dist. to Rail [m]	3.8	0.8	3.1	1.6	2.2	2.6
Avg. Stride Freq. [Hz]	2.6	2.6	2.5	2.5	2.5	2.4
Avg. Stride Length [m]	5.6	7.0	7.0	6.8	6.8	6.8



- [ ] Ranking at each section and finish
- .-.- No data available at this section
- NA No data available



Horse/Jockey Name	Gateways
Final Rank	3
Fastest Section Time (Section)	0:11.29 (1000m)
Top Speed [km/h] (Section)	65.7 (1000m)
Race State	Finished



### Toowoomba QLD Professional

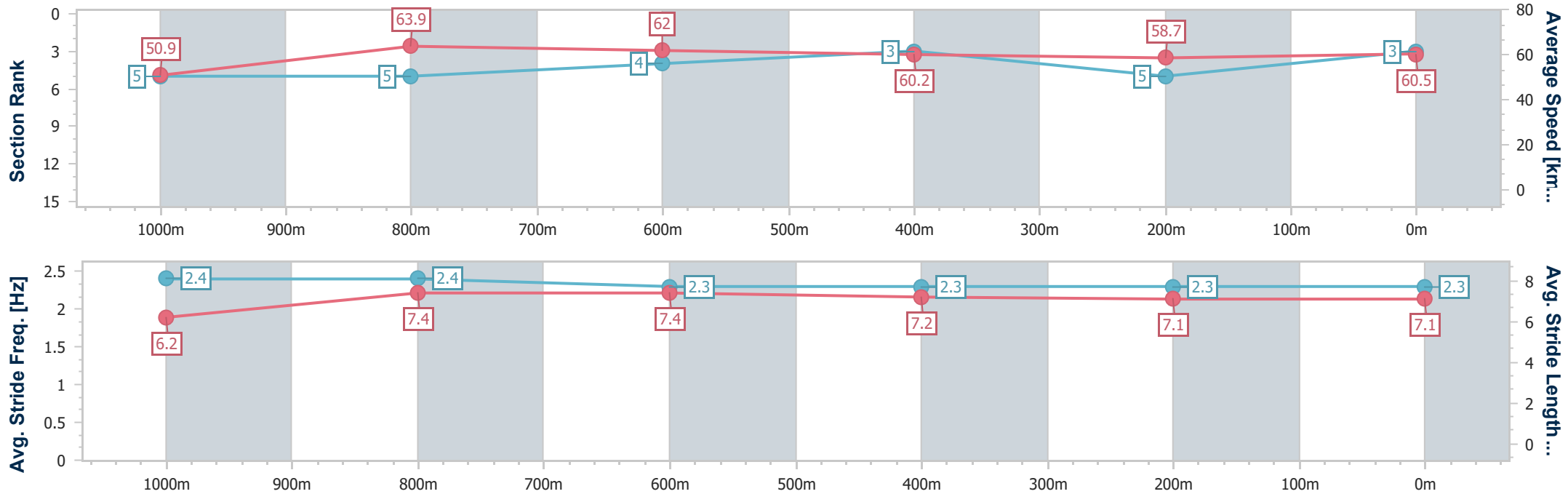
Race 4: NEWLANDS GROUP Maiden Handicap - 1200m

12 November 2022 - 18:40

Track Rating: Good 3, Weather: Fine, Rail Position: +3m Entire Course



Section	Overall	1000m	800m	600m	400m	200m
Section Times	1:13.27 [3] (0:14.17)	0:59.10 [5] (0:11.29)	0:47.81 [5] (0:11.69)	0:36.12 [4] (0:12.00)	0:24.12 [3] (0:12.21)	0:11.91 [5] (0:11.91)
Average Speed [km/h]	50.9	63.9	62.0	60.2	58.7	60.5
Top Speed [km/h]	64.7	65.7	64.5	62.0	60.4	60.8
Avg. Dist. to Rail [m]	3.4	1.1	2.3	1.3	0.6	0.9
Avg. Stride Freq. [Hz]	2.4	2.4	2.3	2.3	2.3	2.3
Avg. Stride Length [m]	6.2	7.4	7.4	7.2	7.1	7.1



- [ ] Ranking at each section and finish
- .-.- No data available at this section
- NA No data available



Horse/Jockey Name	Red Vodka
Final Rank	4
Fastest Section Time (Section)	0:11.22 (1000m)
Top Speed [km/h] (Section)	67.4 (1000m)
Race State	Finished



### Toowoomba QLD Professional

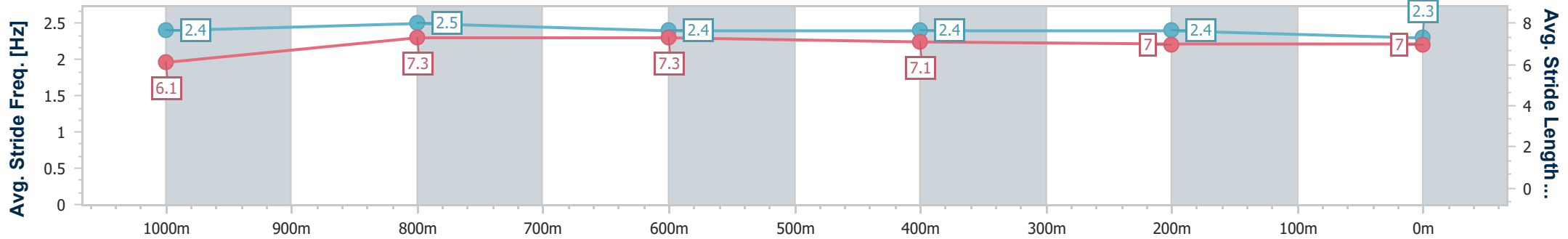
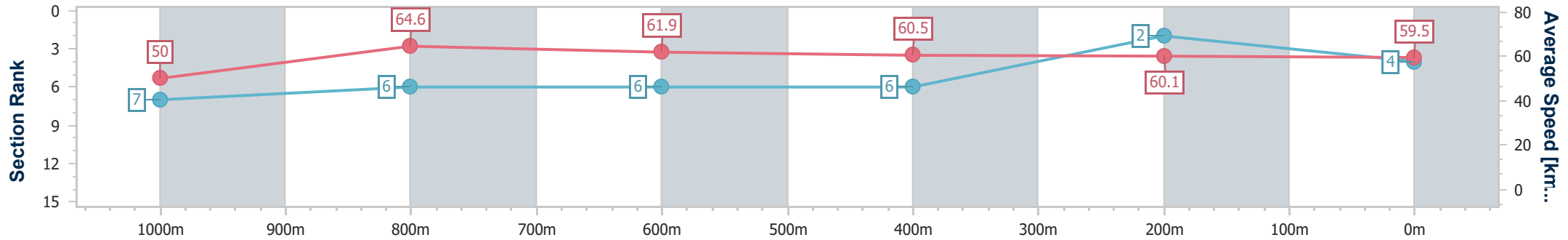
Race 4: NEWLANDS GROUP Maiden Handicap - 1200m

12 November 2022 - 18:40

Track Rating: Good 3, Weather: Fine, Rail Position: +3m Entire Course



Section	Overall	1000m	800m	600m	400m	200m
Section Times	1:13.28 [4] (0:14.40)	0:58.88 [7] (0:11.22)	0:47.66 [6] (0:11.67)	0:35.99 [6] (0:11.96)	0:24.03 [6] (0:11.94)	0:12.09 [2] (0:12.09)
Average Speed [km/h]	50.0	64.6	61.9	60.5	60.1	59.5
Top Speed [km/h]	65.0	67.4	64.1	61.9	62.0	61.3
Avg. Dist. to Rail [m]	3.8	1.9	1.7	1.3	0.7	1.2
Avg. Stride Freq. [Hz]	2.4	2.5	2.4	2.4	2.4	2.3
Avg. Stride Length [m]	6.1	7.3	7.3	7.1	7.0	7.0



- [ ] Ranking at each section and finish
- .-.-.- No data available at this section
- NA No data available



Horse/Jockey Name	War Hope
Final Rank	5
Fastest Section Time (Section)	0:11.35 (1000m)
Top Speed [km/h] (Section)	65.6 (1000m)
Race State	Finished



### Toowoomba QLD Professional

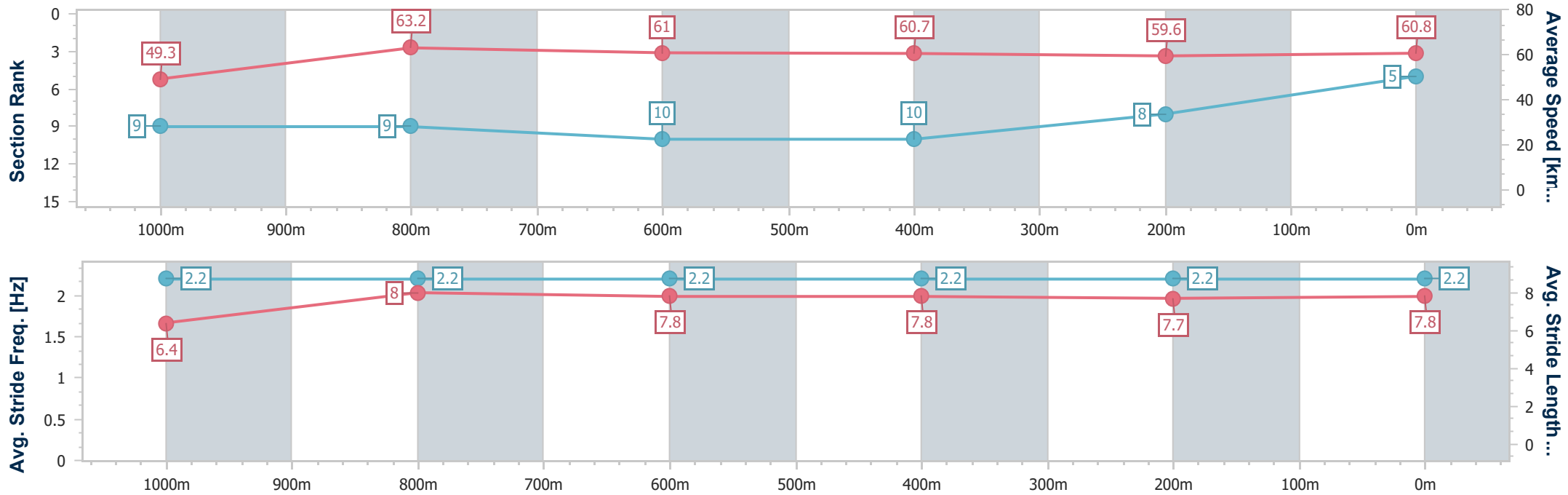
Race 4: NEWLANDS GROUP Maiden Handicap - 1200m

12 November 2022 - 18:40

Track Rating: Good 3, Weather: Fine, Rail Position: +3m Entire Course



Section	Overall	1000m	800m	600m	400m	200m
Section Times	1:13.45 [5] (0:14.62)	0:58.83 [9] (0:11.35)	0:47.48 [9] (0:11.84)	0:35.64 [10] (0:11.82)	0:23.82 [10] (0:12.00)	0:11.82 [8] (0:11.82)
Average Speed [km/h]	49.3	63.2	61.0	60.7	59.6	60.8
Top Speed [km/h]	63.9	65.6	63.0	62.1	61.7	62.6
Avg. Dist. to Rail [m]	2.1	1.0	1.0	1.0	1.5	1.0
Avg. Stride Freq. [Hz]	2.2	2.2	2.2	2.2	2.2	2.2
Avg. Stride Length [m]	6.4	8.0	7.8	7.8	7.7	7.8



- [ ] Ranking at each section and finish
- .-.- No data available at this section
- NA No data available





Horse/Jockey Name	Platinum Rose
Final Rank	6
Fastest Section Time (Section)	0:11.27 (1000m)
Top Speed [km/h] (Section)	66.2 (1000m)
Race State	Finished



### Toowoomba QLD Professional

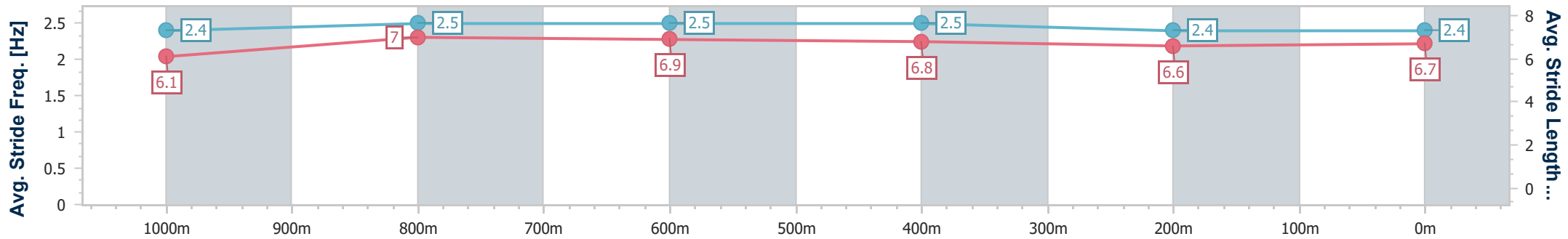
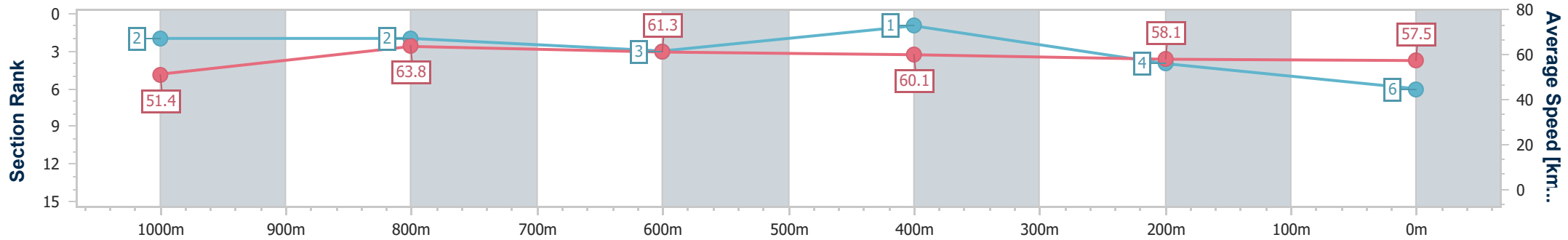
Race 4: NEWLANDS GROUP Maiden Handicap - 1200m

12 November 2022 - 18:40

Track Rating: Good 3, Weather: Fine, Rail Position: +3m Entire Course



Section	Overall	1000m	800m	600m	400m	200m
Section Times	1:13.84 [6] (0:14.02)	0:59.82 [2] (0:11.27)	0:48.55 [2] (0:11.80)	0:36.75 [3] (0:11.90)	0:24.85 [1] (0:12.35)	0:12.50 [4] (0:12.50)
Average Speed [km/h]	51.4	63.8	61.3	60.1	58.1	57.5
Top Speed [km/h]	65.3	66.2	63.1	62.0	59.4	59.4
Avg. Dist. to Rail [m]	1.4	0.5	0.7	0.9	1.3	2.3
Avg. Stride Freq. [Hz]	2.4	2.5	2.5	2.5	2.4	2.4
Avg. Stride Length [m]	6.1	7.0	6.9	6.8	6.6	6.7



- [ ] Ranking at each section and finish
- .-.- No data available at this section
- NA No data available



Horse/Jockey Name	Gus The Bus
Final Rank	7
Fastest Section Time (Section)	0:11.42 (1000m)
Top Speed [km/h] (Section)	67.6 (Overall)
Race State	Finished



Toowoomba QLD Professional

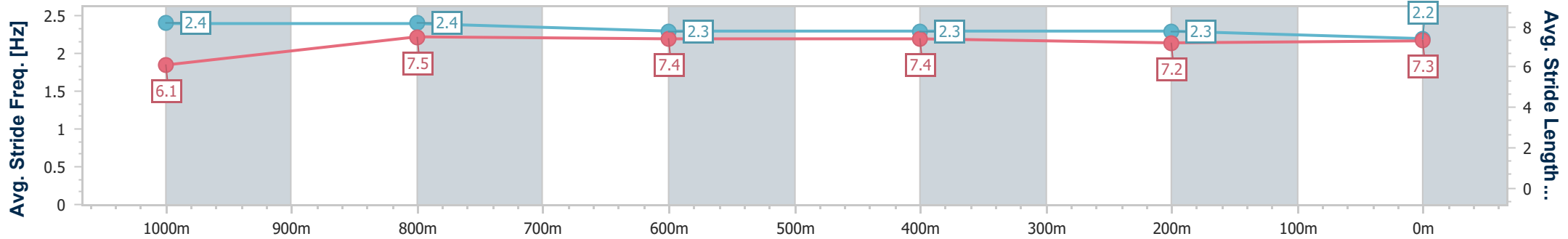
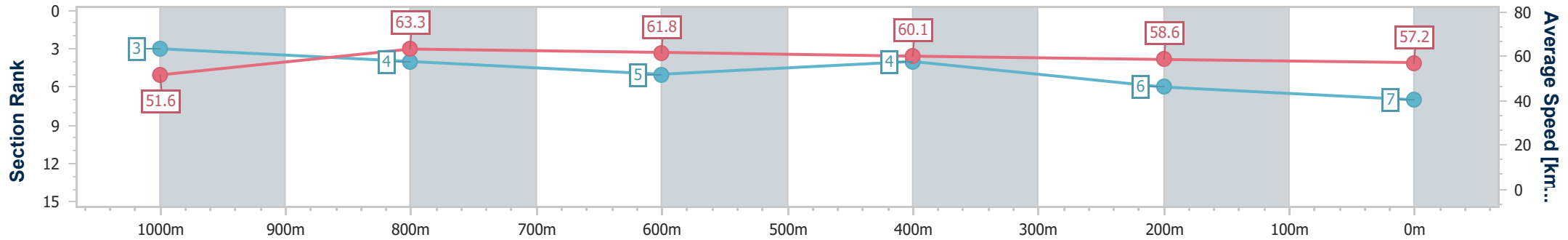
Race 4: NEWLANDS GROUP Maiden Handicap - 1200m

12 November 2022 - 18:40

Track Rating: Good 3, Weather: Fine, Rail Position: +3m Entire Course



Section	Overall	1000m	800m	600m	400m	200m
Section Times	1:14.01 [7] (0:14.03)	0:59.98 [3] (0:11.42)	0:48.56 [4] (0:11.76)	0:36.80 [5] (0:11.98)	0:24.82 [4] (0:12.27)	0:12.55 [6] (0:12.55)
Average Speed [km/h]	51.6	63.3	61.8	60.1	58.6	57.2
Top Speed [km/h]	67.6	65.8	63.4	62.3	59.4	59.0
Avg. Dist. to Rail [m]	5.0	1.6	2.1	1.0	1.0	0.9
Avg. Stride Freq. [Hz]	2.4	2.4	2.3	2.3	2.3	2.2
Avg. Stride Length [m]	6.1	7.5	7.4	7.4	7.2	7.3



- [ ] Ranking at each section and finish
- .-.- No data available at this section
- NA No data available



Horse/Jockey Name	Witness Attack
Final Rank	8
Fastest Section Time (Section)	0:11.48 (1000m)
Top Speed [km/h] (Section)	67.6 (Overall)
Race State	Finished



### Toowoomba QLD Professional

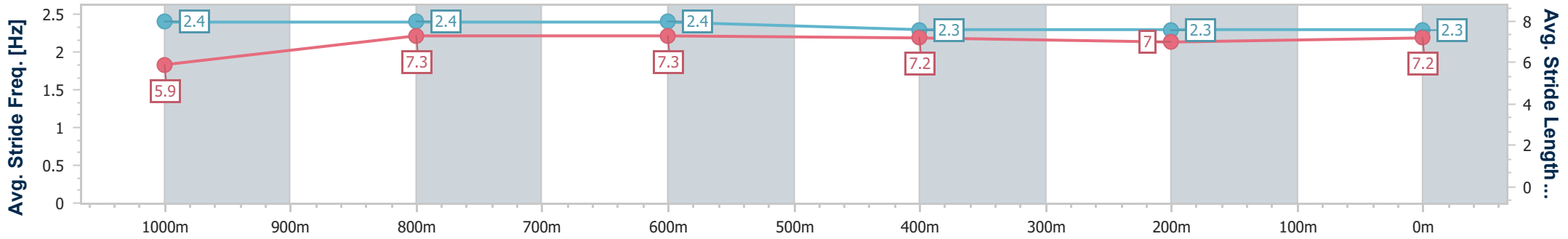
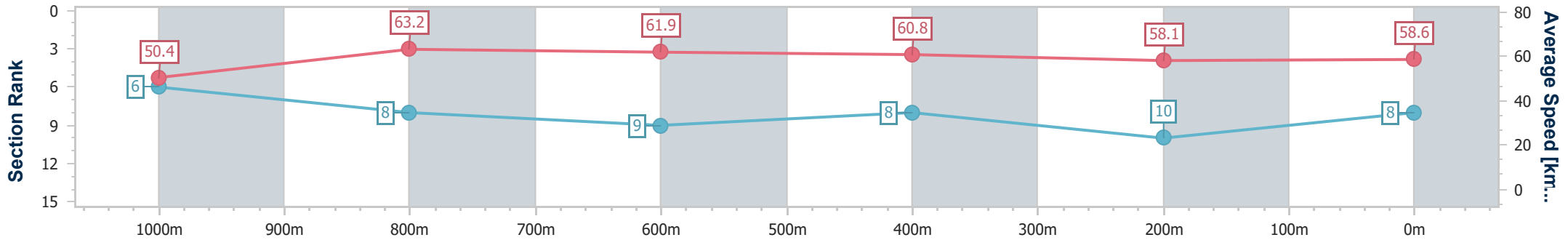
Race 4: NEWLANDS GROUP Maiden Handicap - 1200m

12 November 2022 - 18:40

Track Rating: Good 3, Weather: Fine, Rail Position: +3m Entire Course



Section	Overall	1000m	800m	600m	400m	200m
Section Times	1:14.18 [8] (0:14.36)	0:59.82 [6] (0:11.48)	0:48.34 [8] (0:11.76)	0:36.58 [9] (0:11.88)	0:24.70 [8] (0:12.45)	0:12.25 [10] (0:12.25)
Average Speed [km/h]	50.4	63.2	61.9	60.8	58.1	58.6
Top Speed [km/h]	67.6	65.9	63.2	61.8	60.8	60.8
Avg. Dist. to Rail [m]	5.8	2.5	2.5	0.8	1.7	1.3
Avg. Stride Freq. [Hz]	2.4	2.4	2.4	2.3	2.3	2.3
Avg. Stride Length [m]	5.9	7.3	7.3	7.2	7.0	7.2



- [ ] Ranking at each section and finish
- .-.- No data available at this section
- NA No data available



Horse/Jockey Name	Sweet Wind
Final Rank	9
Fastest Section Time (Section)	0:11.24 (1000m)
Top Speed [km/h] (Section)	66.5 (1000m)
Race State	Finished



### Toowoomba QLD Professional

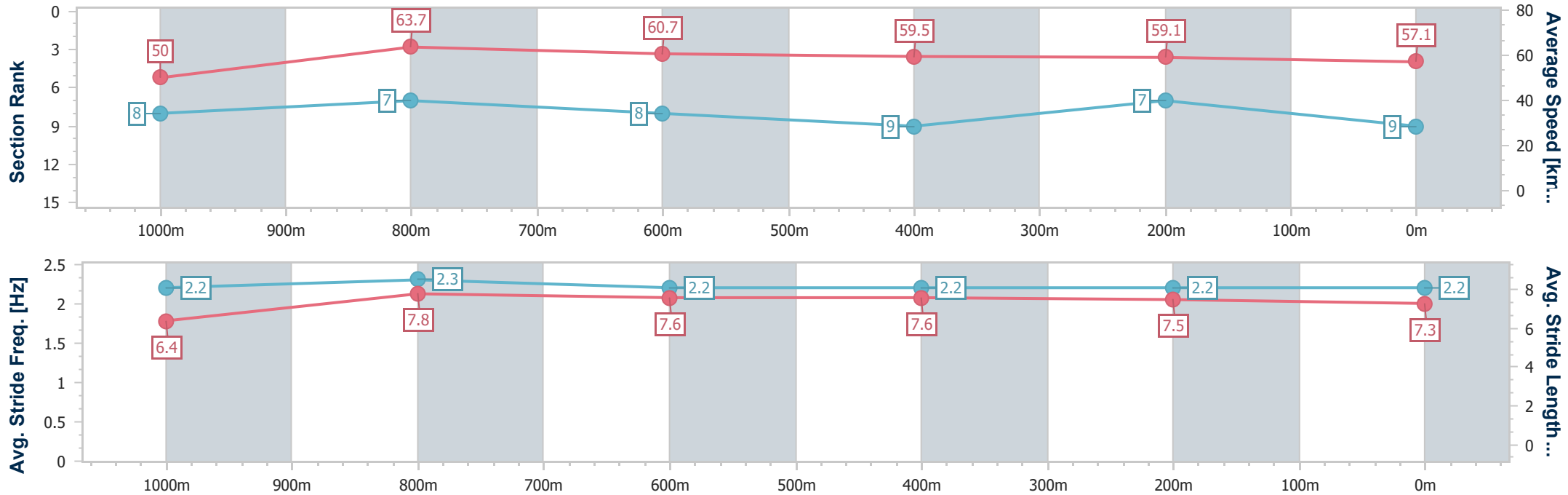
Race 4: NEWLANDS GROUP Maiden Handicap - 1200m

12 November 2022 - 18:40

Track Rating: Good 3, Weather: Fine, Rail Position: +3m Entire Course



Section	Overall	1000m	800m	600m	400m	200m
Section Times	1:14.20 [9] (0:14.44)	0:59.76 [8] (0:11.24)	0:48.52 [7] (0:11.90)	0:36.62 [8] (0:11.96)	0:24.66 [9] (0:12.05)	0:12.61 [7] (0:12.61)
Average Speed [km/h]	50.0	63.7	60.7	59.5	59.1	57.1
Top Speed [km/h]	65.2	66.5	61.6	60.6	60.7	58.2
Avg. Dist. to Rail [m]	1.3	1.0	0.3	1.8	2.4	1.2
Avg. Stride Freq. [Hz]	2.2	2.3	2.2	2.2	2.2	2.2
Avg. Stride Length [m]	6.4	7.8	7.6	7.6	7.5	7.3



- [ ] Ranking at each section and finish
- .-.- No data available at this section
- NA No data available



Horse/Jockey Name	Head De Vegas
Final Rank	10
Fastest Section Time (Section)	0:11.33 (1000m)
Top Speed [km/h] (Section)	67.1 (1000m)
Race State	Finished



### Toowoomba QLD Professional

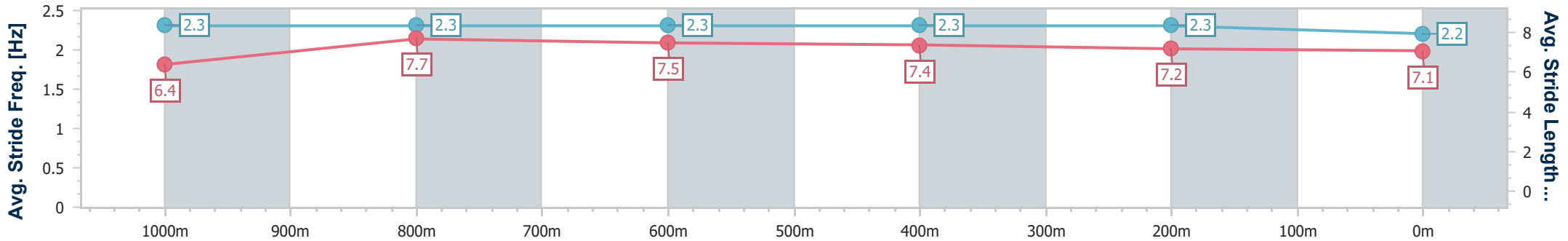
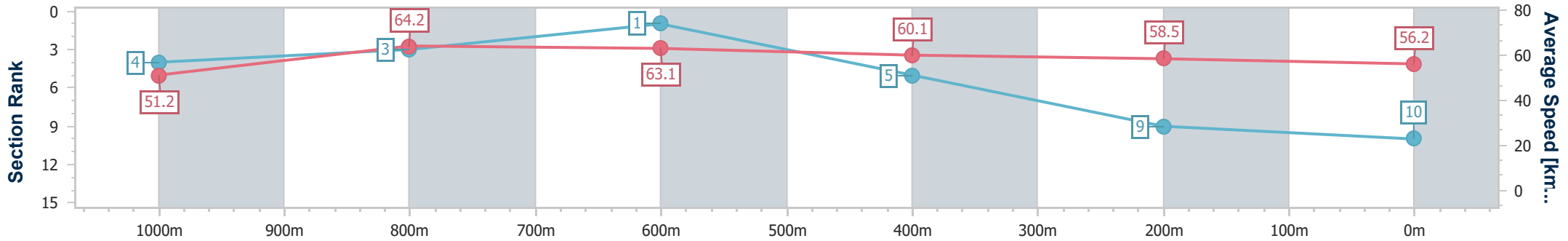
Race 4: NEWLANDS GROUP Maiden Handicap - 1200m

12 November 2022 - 18:40

Track Rating: Good 3, Weather: Fine, Rail Position: +3m Entire Course



Section	Overall	1000m	800m	600m	400m	200m
Section Times	1:14.67 [10] (0:14.11)	1:00.56 [4] (0:11.33)	0:49.23 [3] (0:11.54)	0:37.69 [1] (0:12.25)	0:25.44 [5] (0:12.64)	0:12.80 [9] (0:12.80)
Average Speed [km/h]	51.2	64.2	63.1	60.1	58.5	56.2
Top Speed [km/h]	65.6	67.1	64.9	61.8	60.1	58.3
Avg. Dist. to Rail [m]	4.5	2.7	3.4	4.4	7.5	5.1
Avg. Stride Freq. [Hz]	2.3	2.3	2.3	2.3	2.3	2.2
Avg. Stride Length [m]	6.4	7.7	7.5	7.4	7.2	7.1



- [ ] Ranking at each section and finish
- .-.- No data available at this section
- NA No data available



Horse/Jockey Name	La Vittoria
Final Rank	11
Fastest Section Time (Section)	0:11.56 (1000m)
Top Speed [km/h] (Section)	64.7 (1000m)
Race State	Finished



### Toowoomba QLD Professional

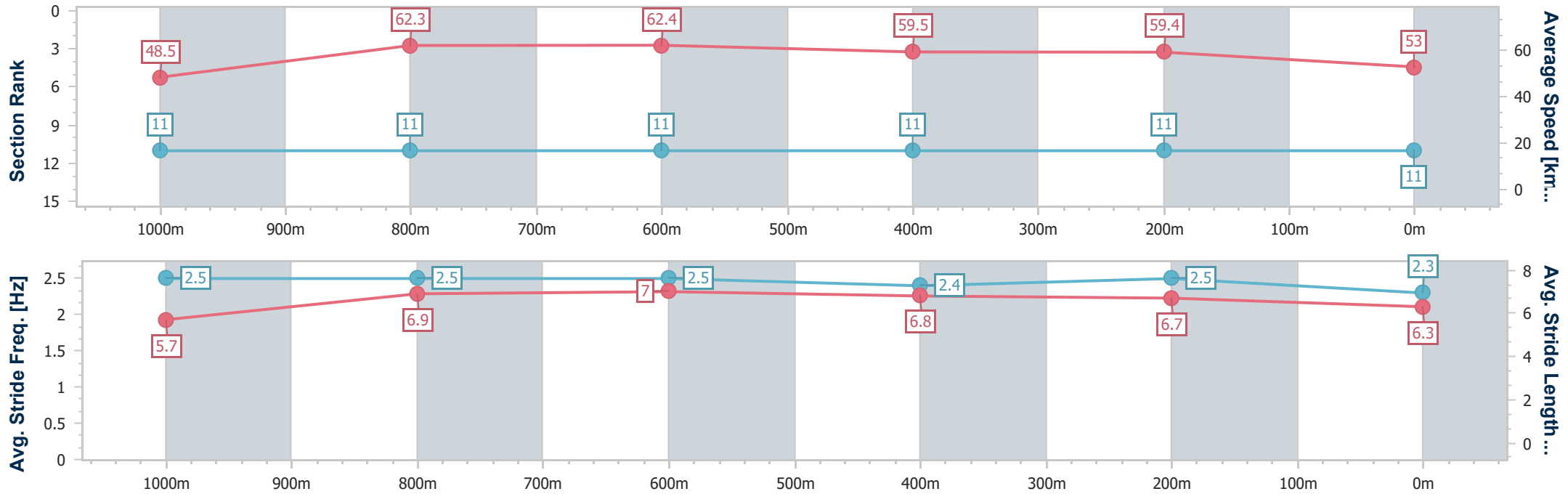
Race 4: NEWLANDS GROUP Maiden Handicap - 1200m

12 November 2022 - 18:40

Track Rating: Good 3, Weather: Fine, Rail Position: +3m Entire Course



Section	Overall	1000m	800m	600m	400m	200m
Section Times	1:15.92 [11] (0:14.86)	1:01.06 [11] (0:11.56)	0:49.50 [11] (0:11.66)	0:37.84 [11] (0:12.18)	0:25.66 [11] (0:12.12)	0:13.54 [11] (0:13.54)
Average Speed [km/h]	48.5	62.3	62.4	59.5	59.4	53.0
Top Speed [km/h]	64.3	64.7	64.2	62.4	61.2	57.4
Avg. Dist. to Rail [m]	5.9	1.3	3.2	1.4	0.5	1.6
Avg. Stride Freq. [Hz]	2.5	2.5	2.5	2.4	2.5	2.3
Avg. Stride Length [m]	5.7	6.9	7.0	6.8	6.7	6.3



- [ ] Ranking at each section and finish
- .-.- No data available at this section
- NA No data available